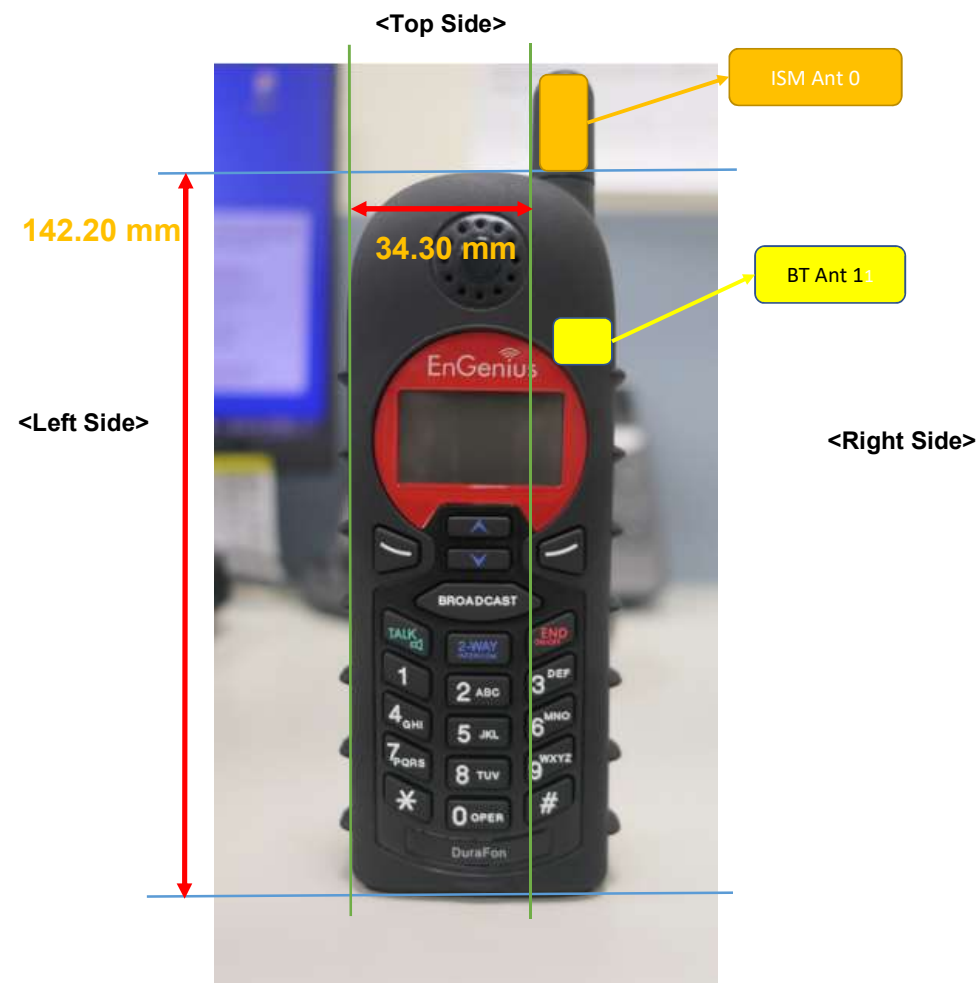


Photographs of EUT Setup and Antenna Location

The photographs of EUT and setup for SAR testing are shown as follows.

<Front Face View>



<Bottom Side>

| Antenna | To Bottom Side | To Left Side |
|-----------|----------------|--------------|
| | (mm) | (mm) |
| ISM Ant 0 | 142.20 | 34.30 |
| BT Ant | 106.60 | 37.30 |

<Left Side View>

<Rear Side>



ISM Ant 0

BT Ant 11

<Front Side>

| Antenna | To Front | To Rear |
|-----------|----------|---------|
| | (mm) | (mm) |
| ISM Ant 0 | 16.30 | 8.85 |
| BT Ant | 16.00 | 11.30 |

<Photographs of Head SAR Test Setup>



Right Cheek of Long Ant Tested



Right Tilted of Long Ant Tested



Left Cheek of Long Ant Tested



Left Tilted of Long Ant Tested

<Photographs of Head SAR Test Setup>



Right Cheek of Short Ant Tested



Right Tilted of Short Ant Tested



Left Cheek of Short Ant Tested



Left Tilted of Short Ant Tested

<Photographs of Body-worn SAR Test Setup>



Front Face of Long Ant Tested at 10 mm



Rear Face of Long Ant Tested at 10 mm



Front Face of Short Ant Tested at 10 mm



Rear Face of Short Ant Tested at 10 mm


<Photographs of Product Specific SAR Test Setup>



Front Face of Long Ant Tested at 0 mm



Rear Face of Long Ant Tested at 0 mm



Left Side of Long Ant Tested at 0 mm



Right Side of Long Ant Tested at 0 mm









Top Side of Long Ant Tested at 0 mm



Bottom Side of Long Ant Tested at 0 mm

<Photographs of Product Specific SAR Test Setup>

| | |
|---|--|
|  |  |
| Front Face of Short Ant Tested at 0 mm | Rear Face of Short Ant Tested at 0 mm |
|  |  |
| Left Side of Short Ant Tested at 0 mm | Right Side of Short Ant Tested at 0 mm |
|  |  |
| Top Side of Short Ant Tested at 0 mm | Bottom Side of Short Ant Tested at 0 mm |