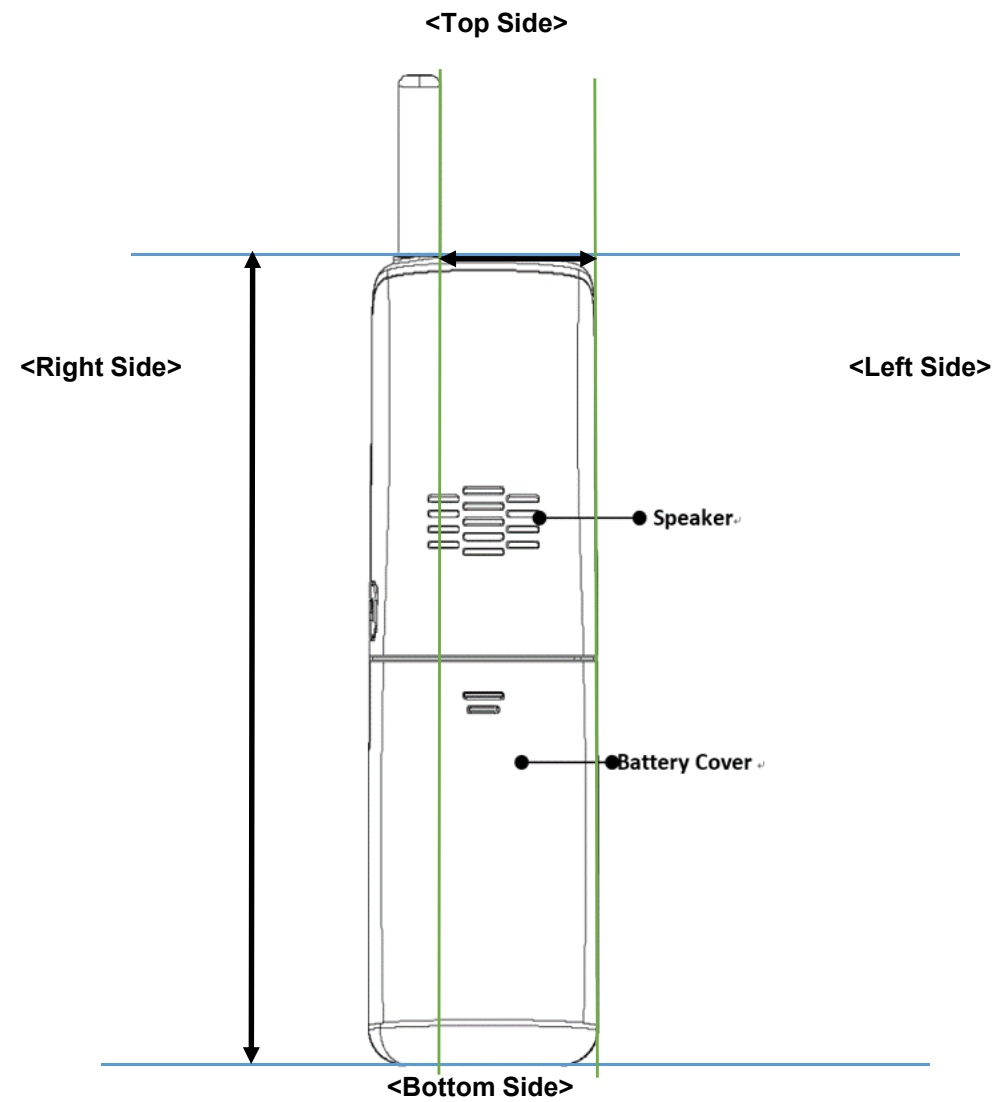


## **Photographs of EUT and Setup**

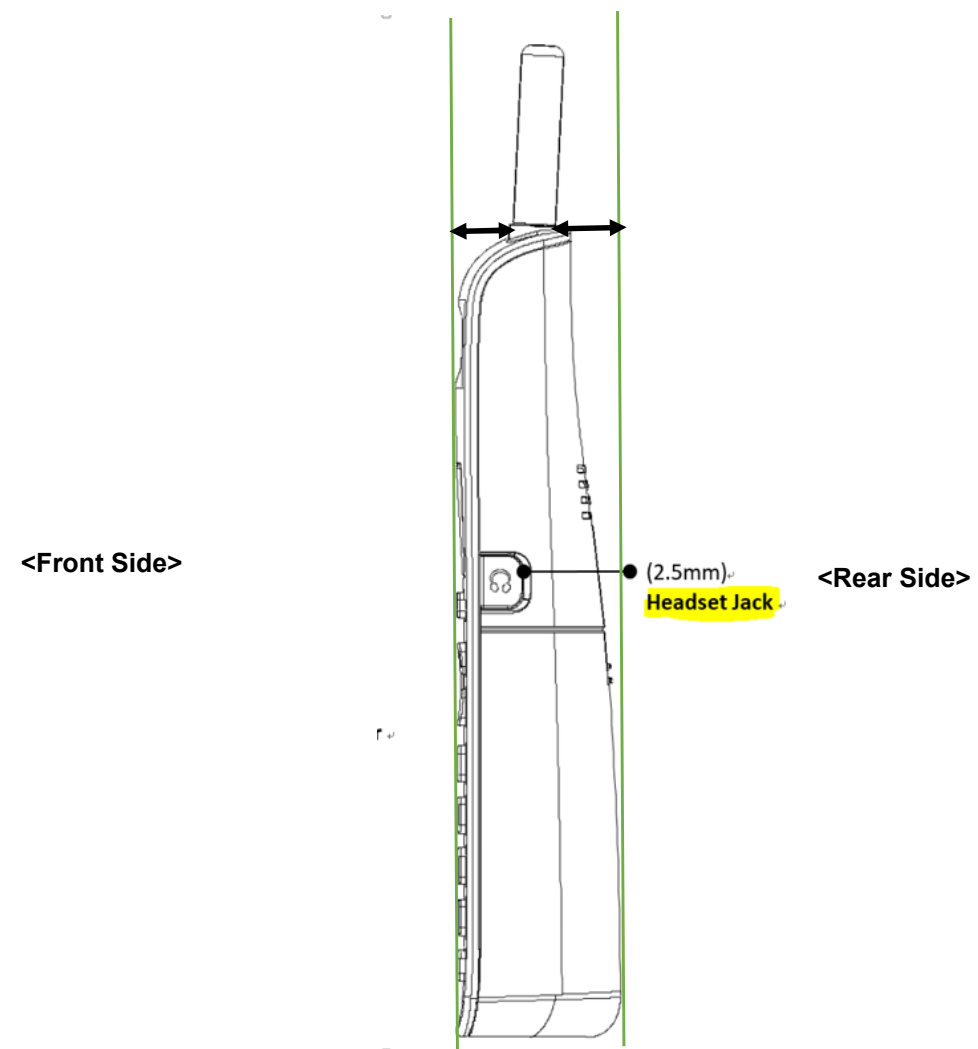
The photographs of EUT and setup for SAR testing are shown as follows.

<Rear Face View>




Antenna	To Bottom Side	To Left Side
	(mm)	(mm)
Ant	155.20	31.40

<Right Side View>

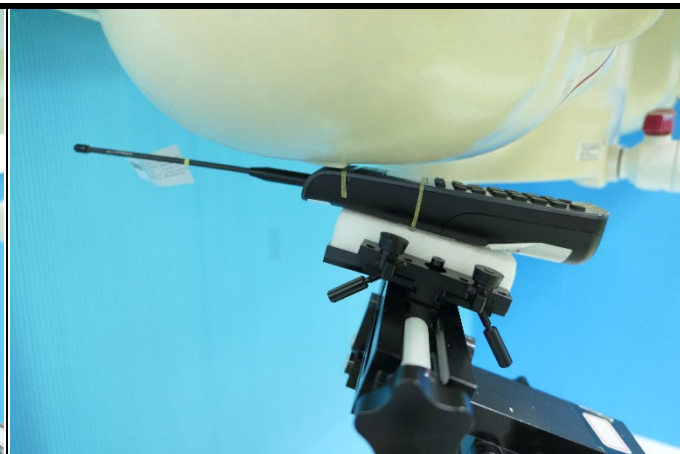


Antenna	To Front (mm)	To Rear (mm)
	11.60	11.23


**<Photographs of Head SAR Test Setup>**




**Right Cheek of EUT Tested**



**Right Tilted of EUT Tested**



**Left Cheek of EUT Tested**



**Left Tilted of EUT Tested**


**<Photographs of Head SAR Test Setup>**



**Right Cheek of EUT Tested**



**Right Tilted of EUT Tested**



**Left Cheek of EUT Tested**



**Left Tilted of EUT Tested**

**<Photographs of Body-worn SAR Test Setup>**




**Front Face of EUT Tested at 10 mm**



**Rear Face of EUT Tested at 10 mm**

**<Photographs of Body-worn SAR Test Setup>**




**Front Face of EUT Tested at 10 mm**



**Rear Face of EUT Tested at 10 mm**



**<Photographs of Product Specific SAR Test Setup>**



**Front Face of EUT Tested at 0 mm**



**Rear Face of EUT Tested at 0 mm**




**Left Side of EUT Tested at 0 mm**



**Right Side of EUT Tested at 0 mm**



**Top Side of EUT Tested at 0 mm**




**Bottom Side of EUT Tested at 0 mm**


<Photographs of Product Specific SAR Test Setup>



**Front Face of EUT Tested at 0 mm**



**Rear Face of EUT Tested at 0 mm**



**Left Side of EUT Tested at 0 mm**



**Right Side of EUT Tested at 0 mm**



**Top Side of EUT Tested at 0 mm**



**Bottom Side of EUT Tested at 0 mm**