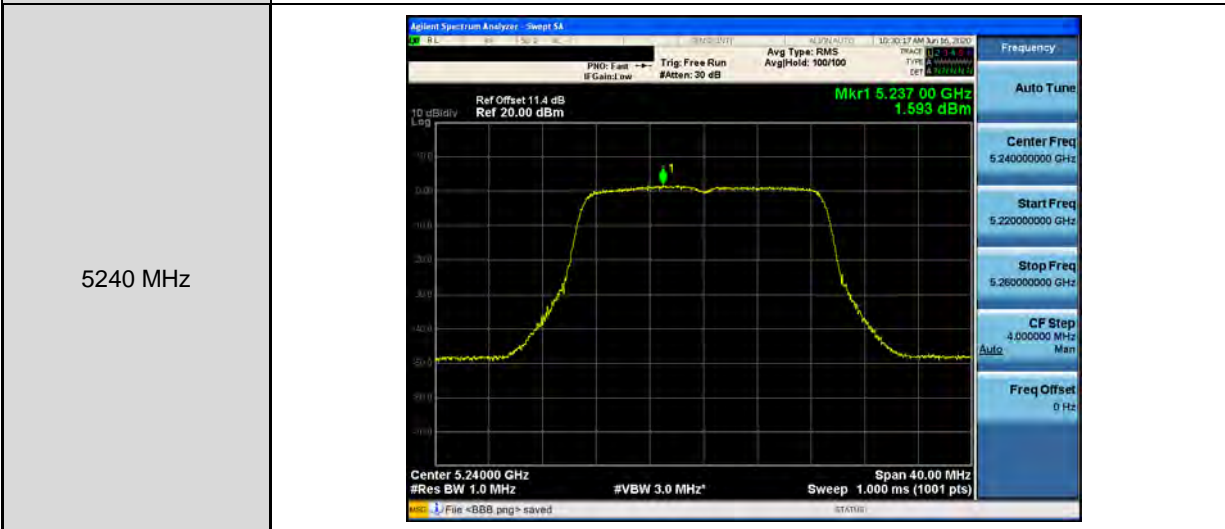
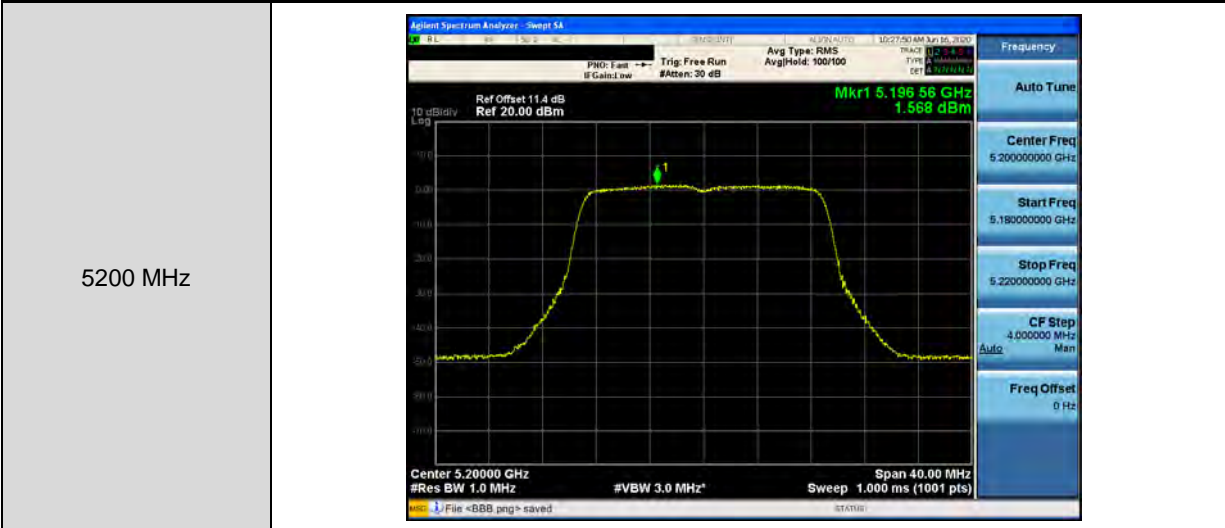
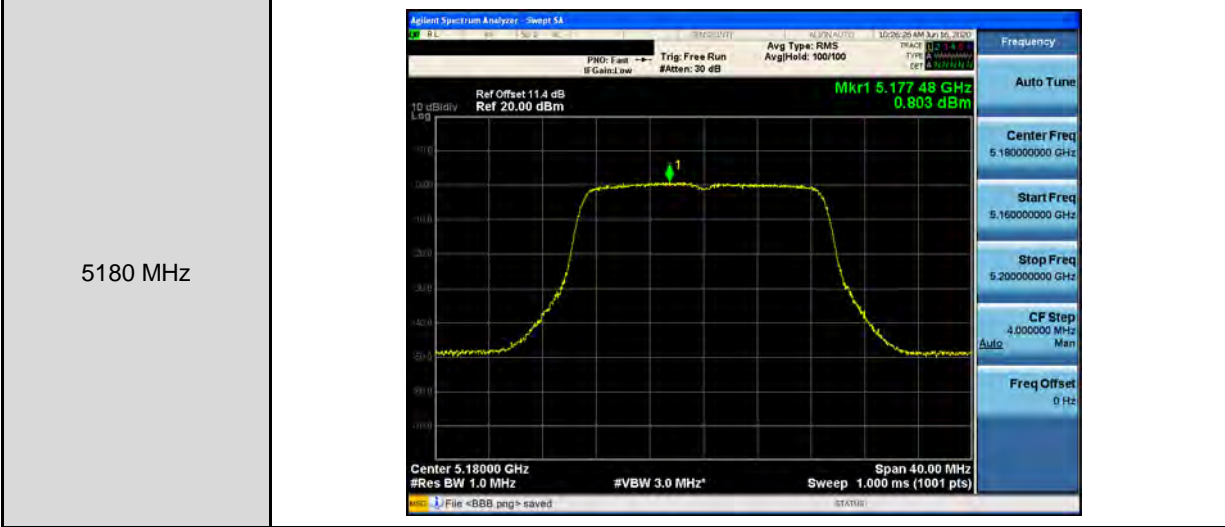
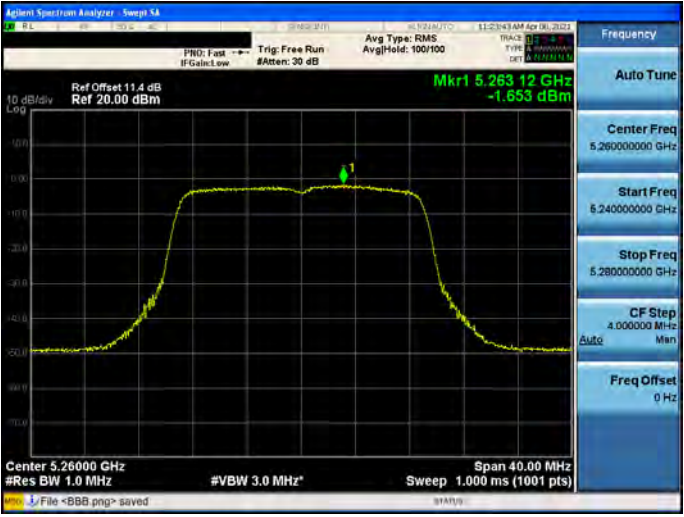
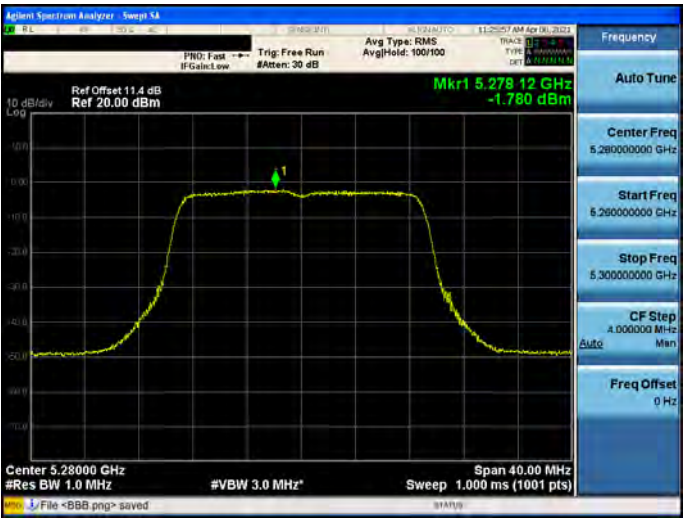
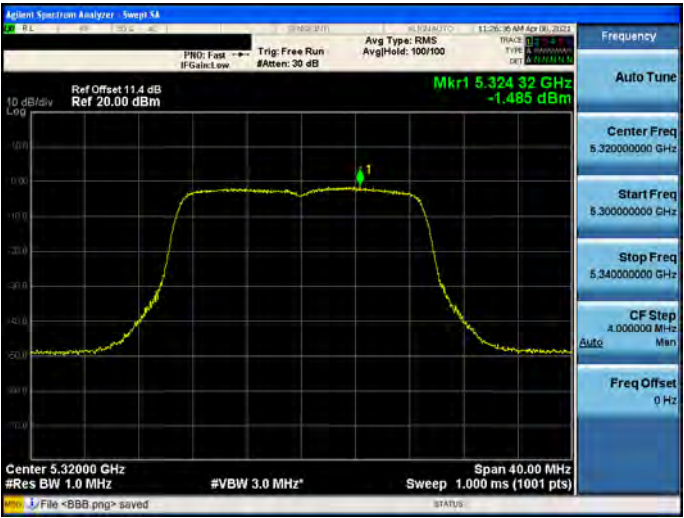


Beamforming on

Mode 3: IEEE 802.11ac 20 MHz Continuous TX mode_ANT-0



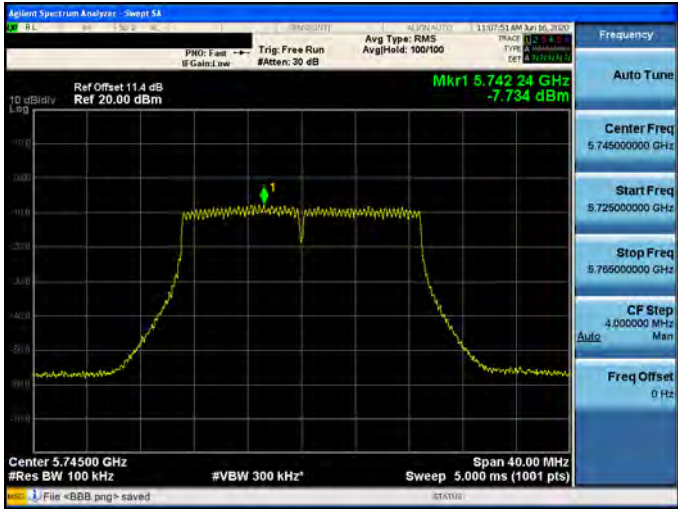
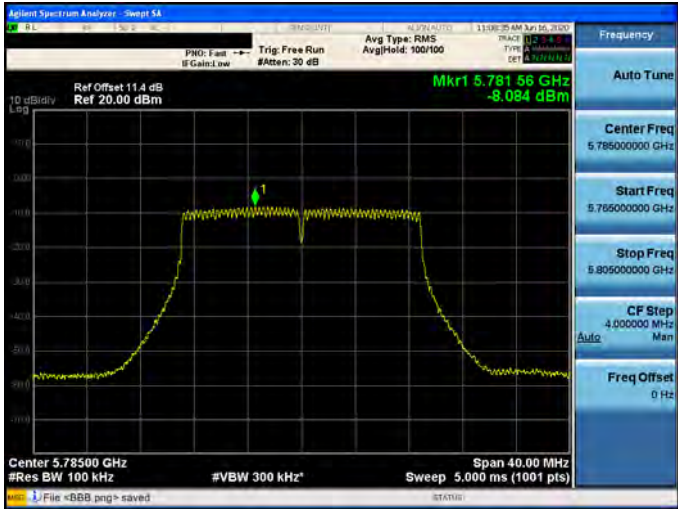
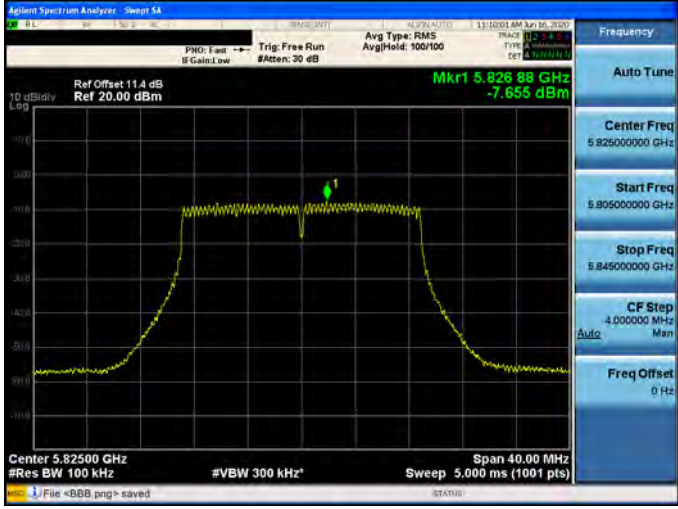


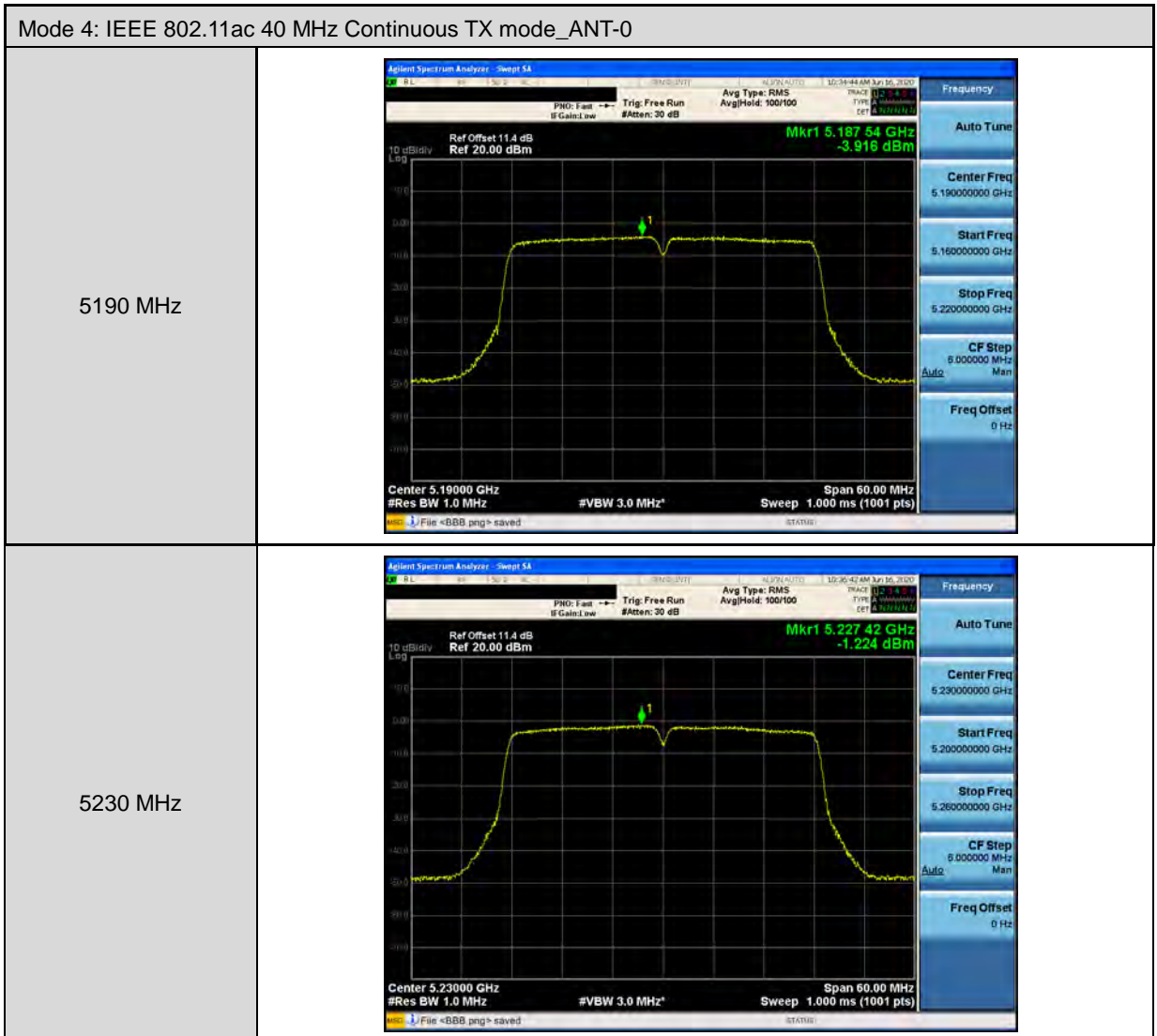
Mode 3: IEEE 802.11ac 20 MHz Continuous TX mode_ ANT-0	
5260 MHz	
5280 MHz	
5320 MHz	



Mode 3: IEEE 802.11ac 20 MHz Continuous TX mode_ ANT-0	
5500 MHz	
5560 MHz	
5700 MHz	

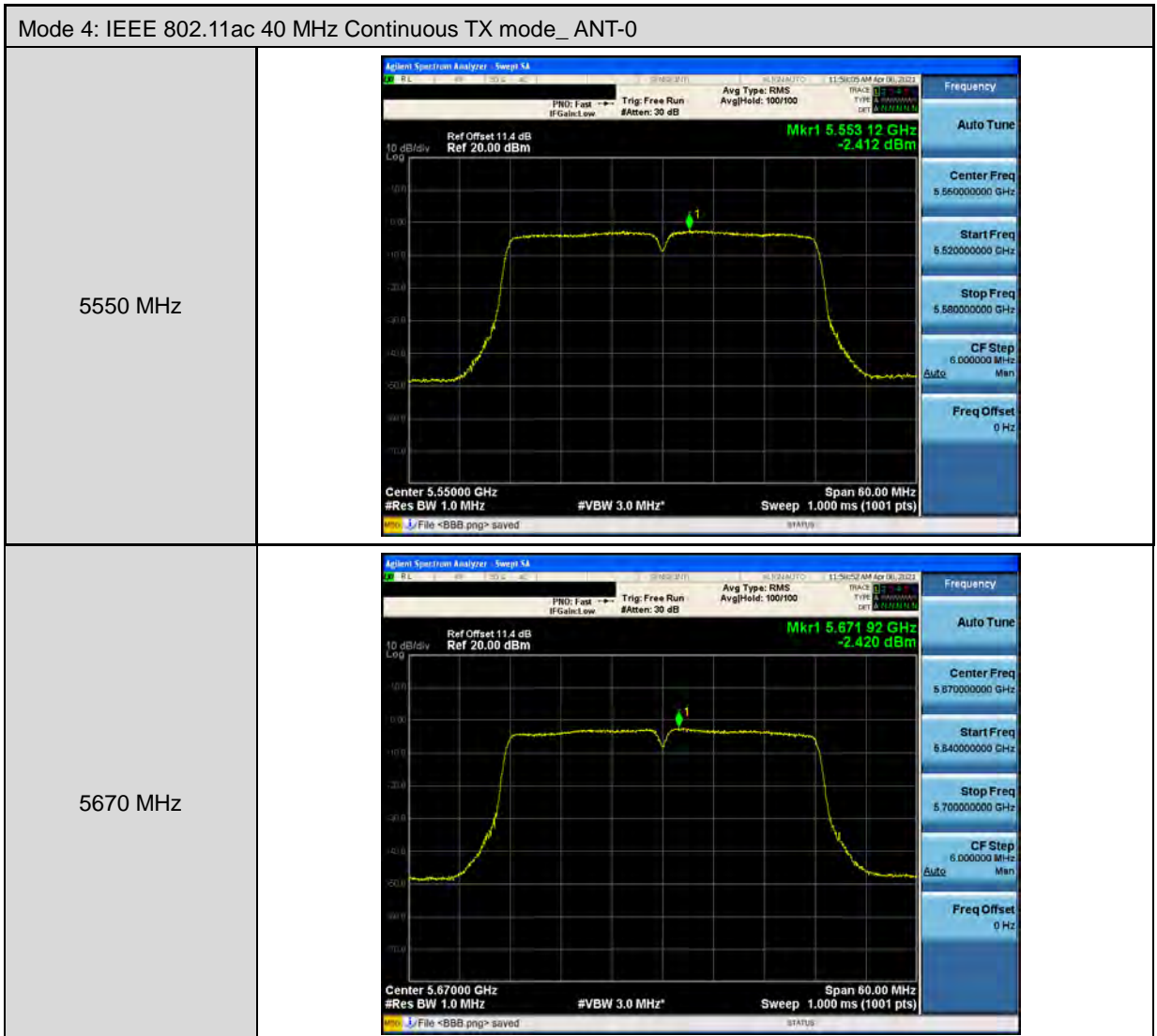


Mode 3: IEEE 802.11ac 20 MHz Continuous TX mode_ANT-0	
5745 MHz	
5785 MHz	
5825 MHz	




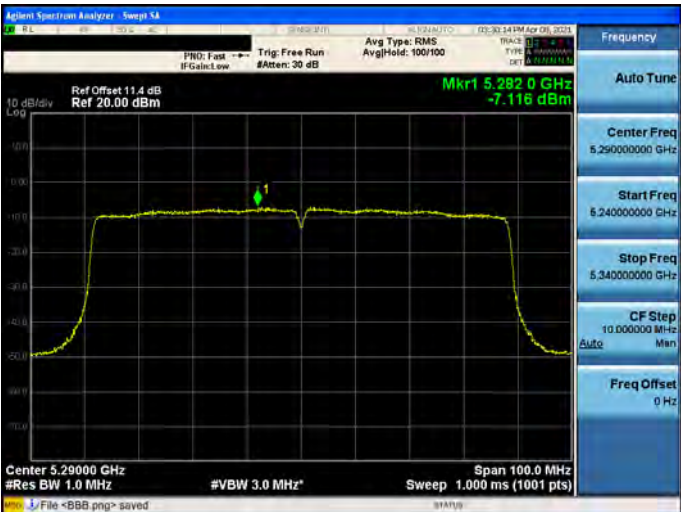



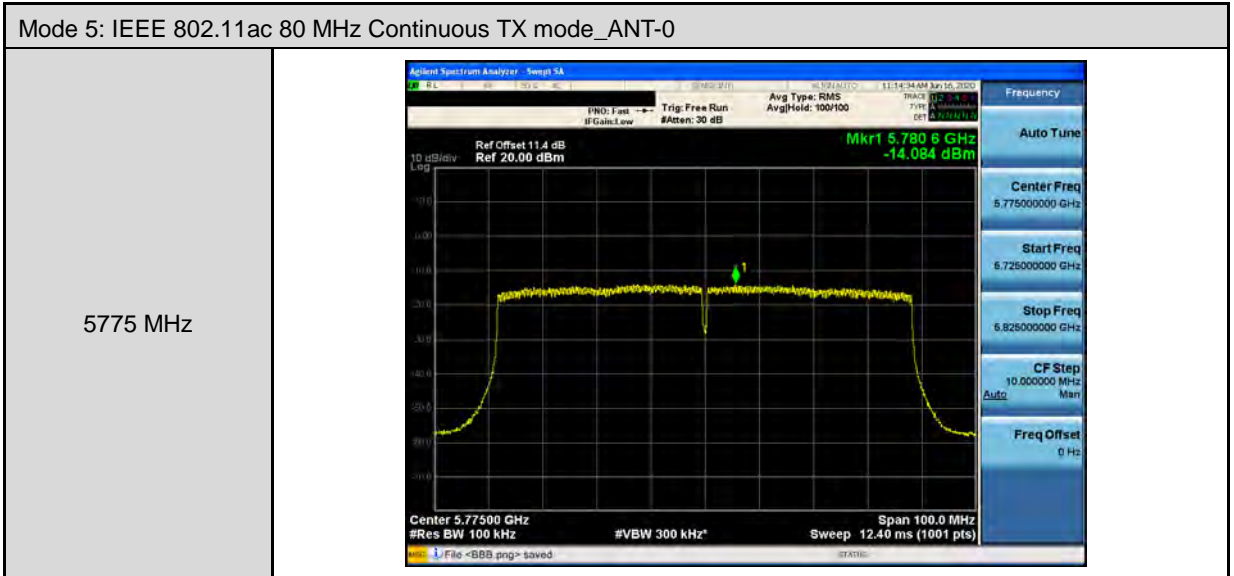
Mode 4: IEEE 802.11ac 40 MHz Continuous TX mode_ ANT-0	
5270 MHz	
5310 MHz	
5510 MHz	



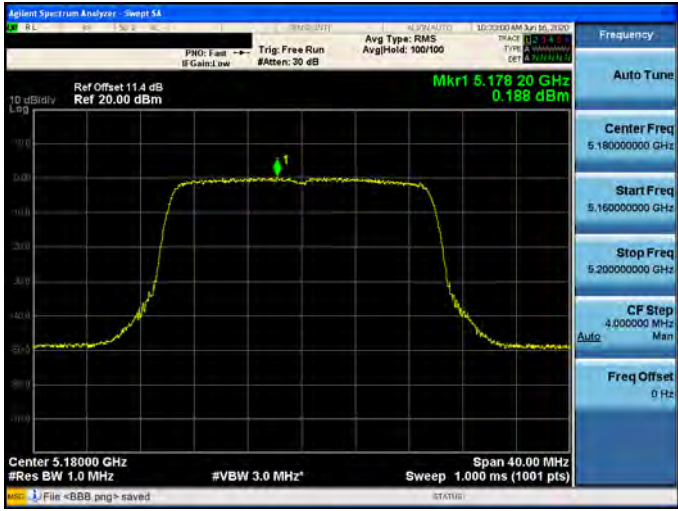
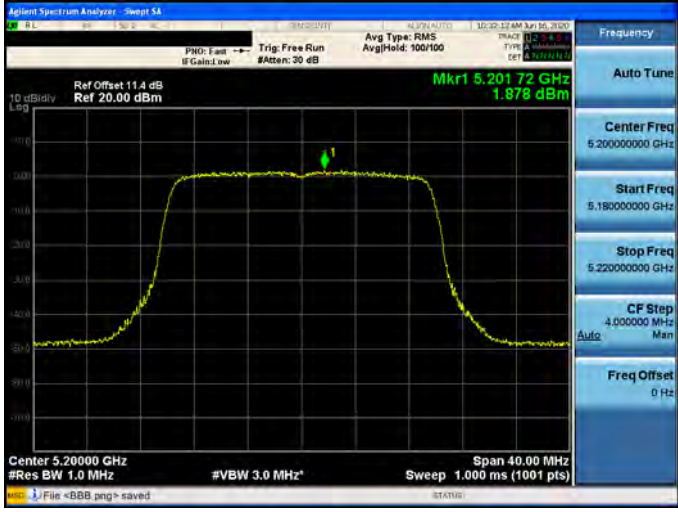
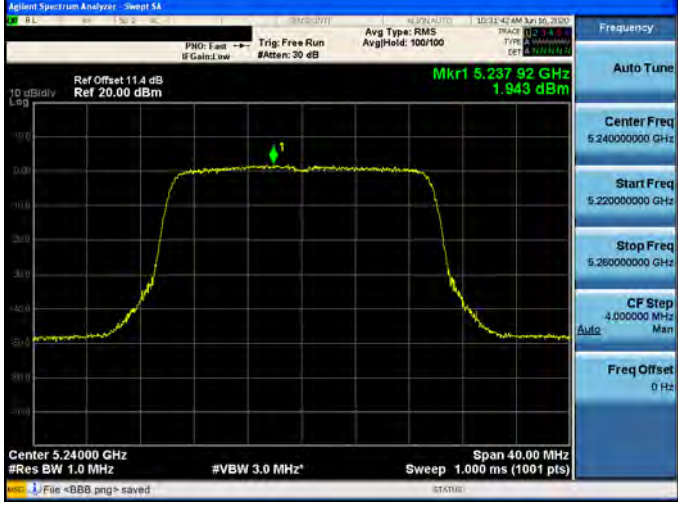




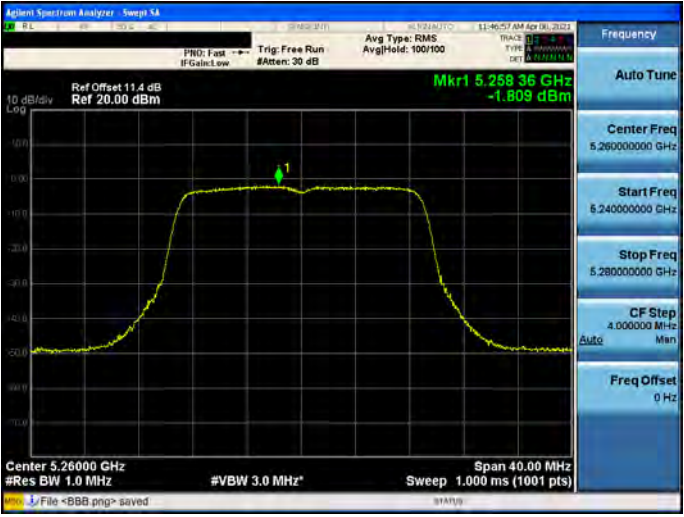
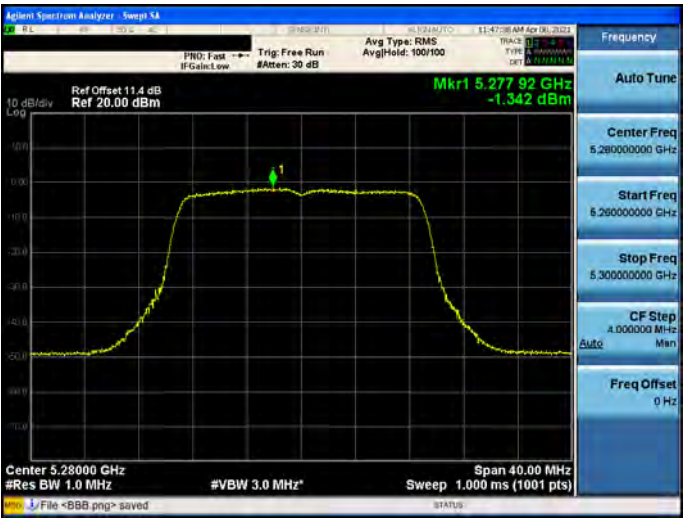
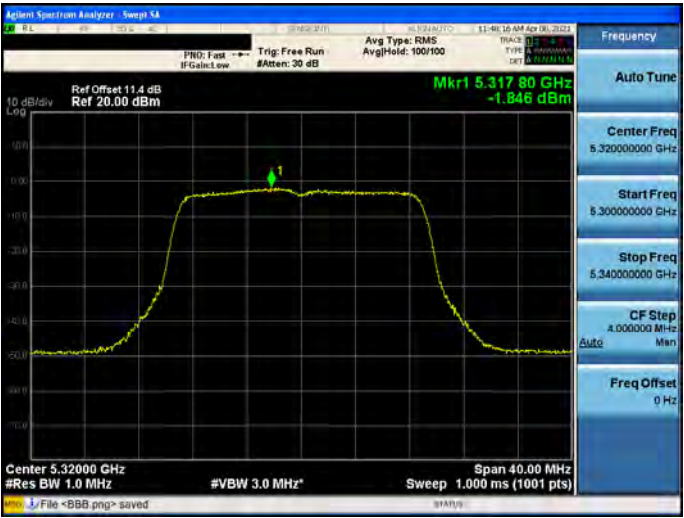
Mode 5: IEEE 802.11ac 80 MHz Continuous TX mode_ANT-0	
5210 MHz	
5290 MHz	
5530 MHz	





Mode 6: IEEE 802.11ax 20 MHz Continuous TX mode_ANT-0	
5180 MHz	
5200 MHz	
5240 MHz	


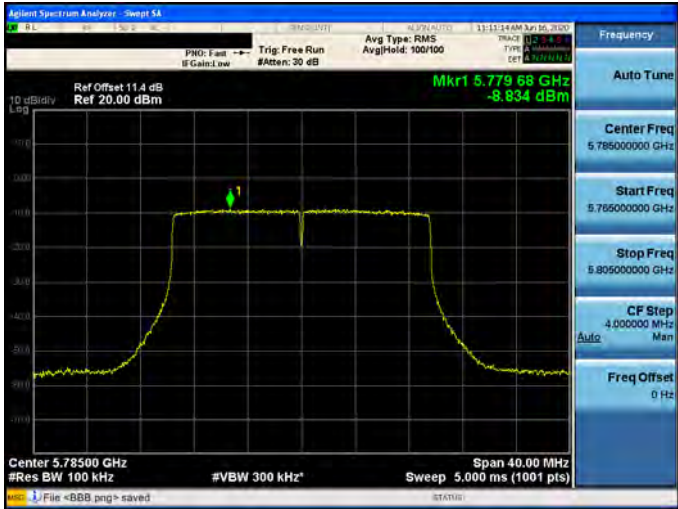
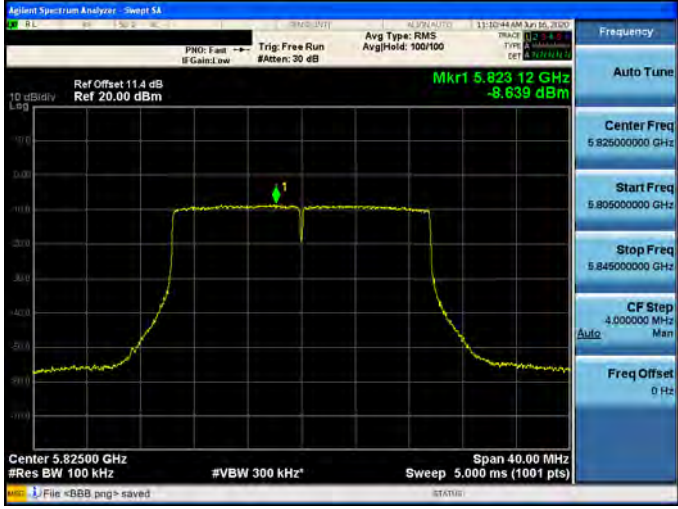


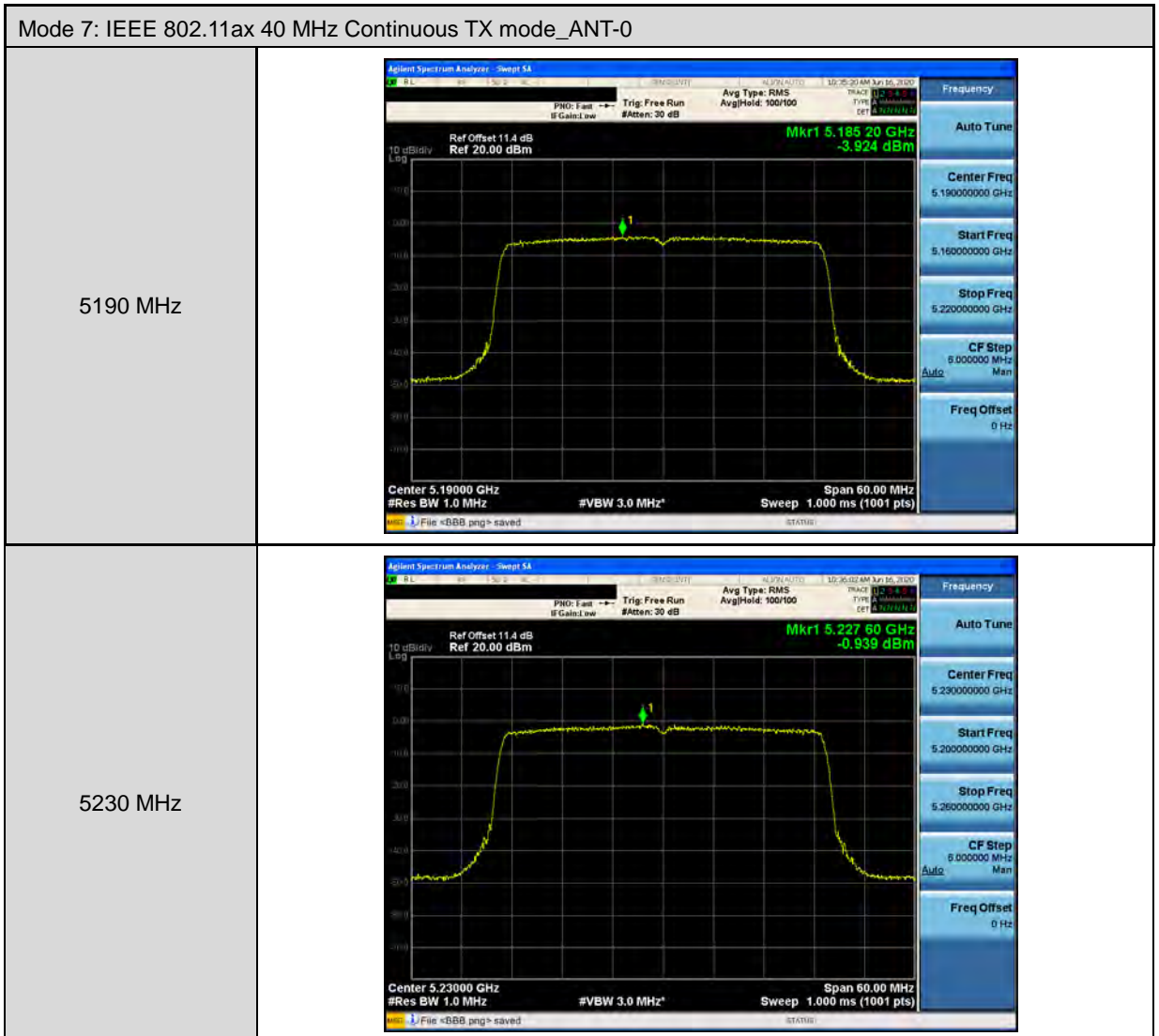
Mode 6: IEEE 802.11ax 20 MHz Continuous TX mode_ANT-0	
5260 MHz	
5280 MHz	
5320 MHz	



Mode 6: IEEE 802.11ax 20 MHz Continuous TX mode_ANT-0	
5500 MHz	
5560 MHz	
5700 MHz	





Mode 6: IEEE 802.11ax 20 MHz Continuous TX mode_ANT-0	
5745 MHz	
5785 MHz	
5825 MHz	

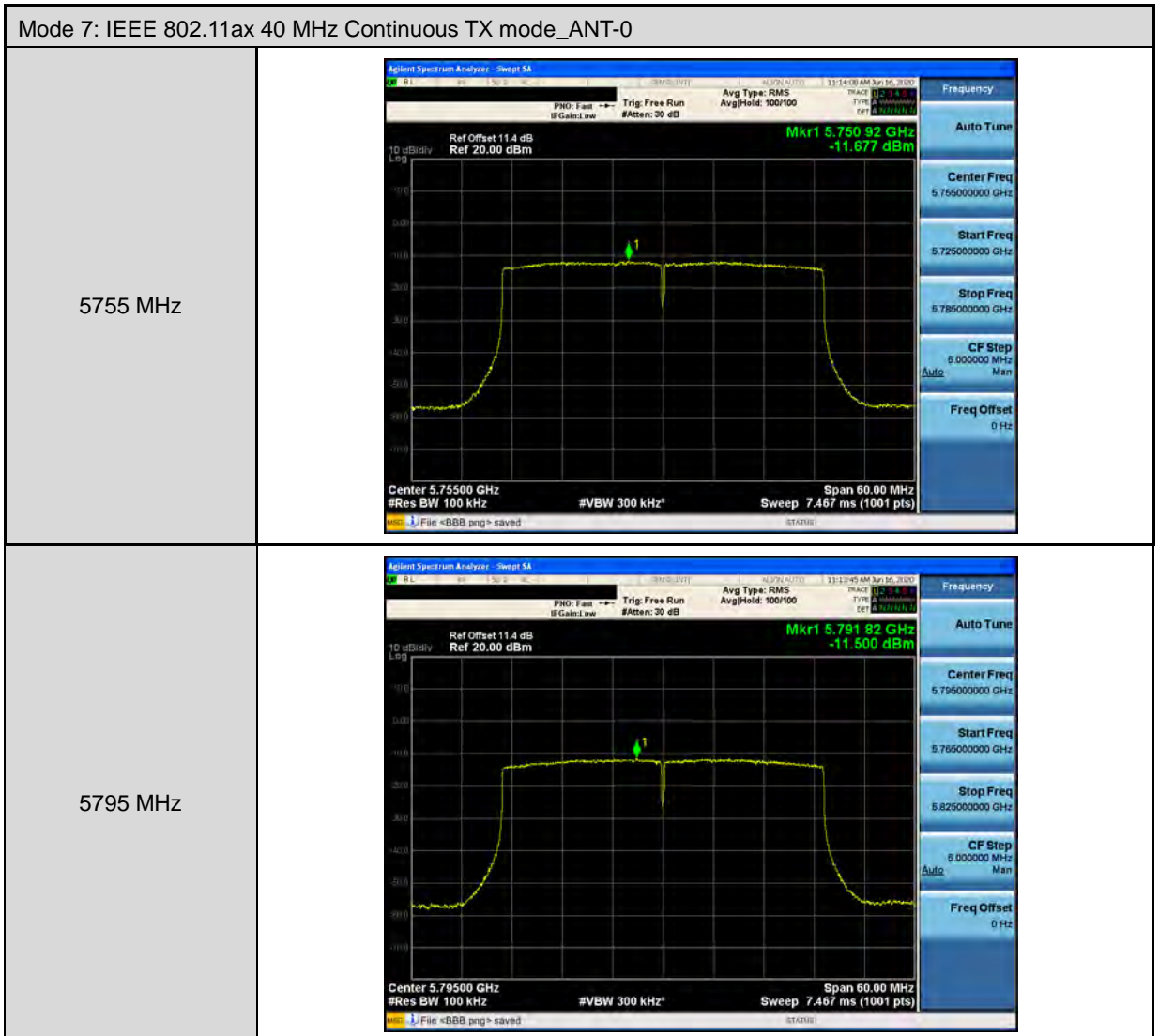







Mode 7: IEEE 802.11ax 40 MHz Continuous TX mode_ANT-0	
5270 MHz	
5310 MHz	
5510 MHz	

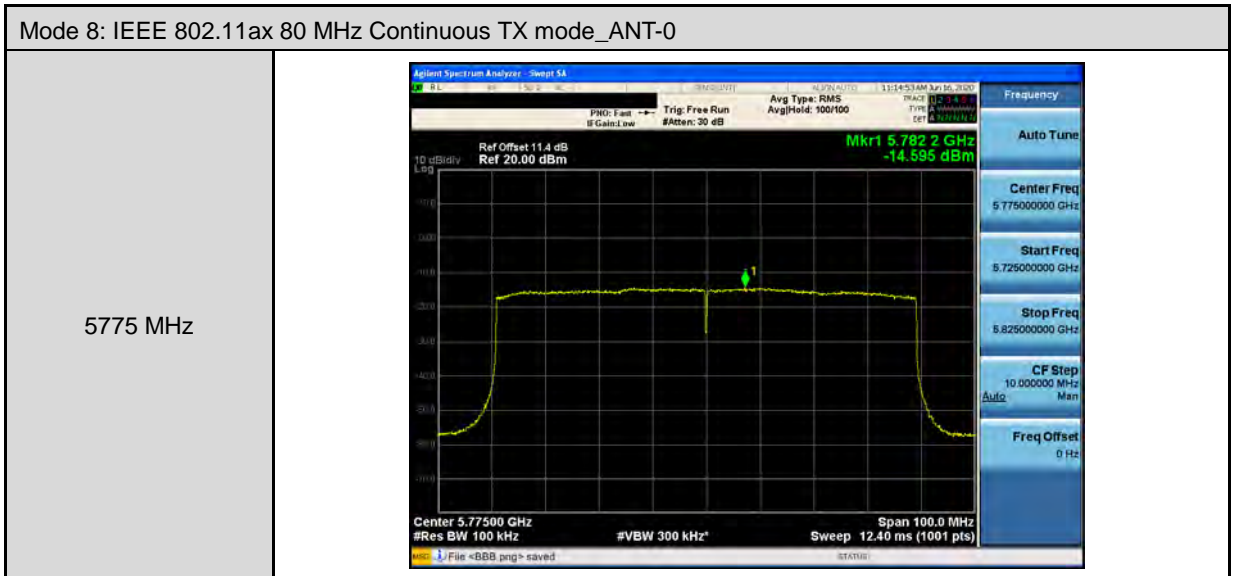


Mode 7: IEEE 802.11ax 40 MHz Continuous TX mode_ANT-0	
5550 MHz	 <p>Agilent Spectrum Analyzer Screenshot for 5550 MHz. The plot shows a signal centered at 5.55090 GHz with a peak level of -2.051 dBm. The y-axis is 10 dB/div and the x-axis is 60.00 MHz span. Parameters include Res BW 1.0 MHz, #VBW 3.0 MHz, and Sweep 1.000 ms (1001 pts).</p>
5670 MHz	 <p>Agilent Spectrum Analyzer Screenshot for 5670 MHz. The plot shows a signal centered at 5.67192 GHz with a peak level of -2.189 dBm. The y-axis is 10 dB/div and the x-axis is 60.00 MHz span. Parameters include Res BW 1.0 MHz, #VBW 3.0 MHz, and Sweep 1.000 ms (1001 pts).</p>

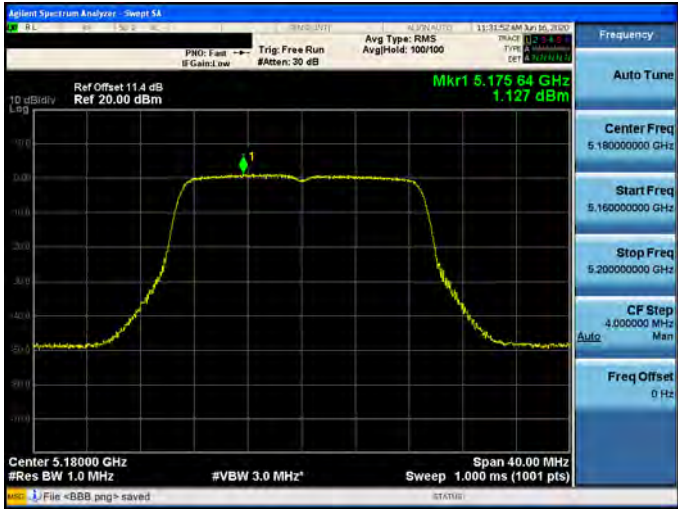
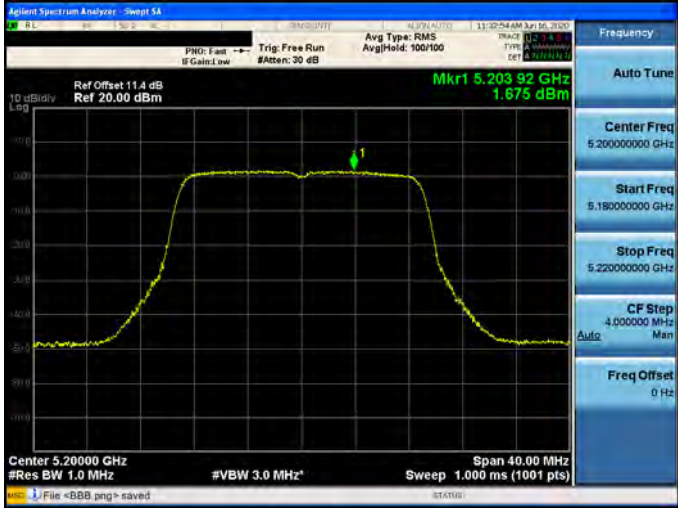
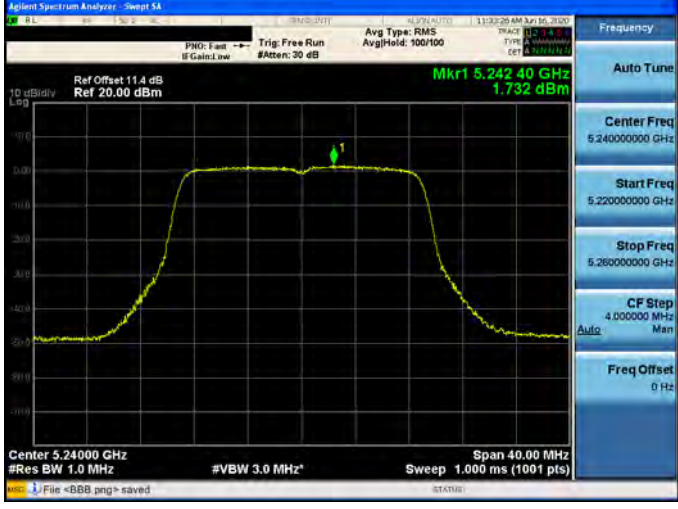




Mode 8: IEEE 802.11ax 80 MHz Continuous TX mode_ANT-0	
5210 MHz	 <p>Agilent Spectrum Analyzer - Sweep 54 Ref Offset 11.4 dB Ref 20.00 dBm Mkr1 5.206 3 GHz -7.513 dBm Center 5.21000 GHz #Res BW 1.0 MHz #VBW 3.0 MHz* Span 100.0 MHz Sweep 1.000 ms (1001 pts)</p>
5290 MHz	 <p>Agilent Spectrum Analyzer - Sweep 54 Ref Offset 11.4 dB Ref 20.00 dBm Mkr1 5.292 9 GHz -7.092 dBm Center 5.29000 GHz #Res BW 1.0 MHz #VBW 3.0 MHz* Span 100.0 MHz Sweep 1.000 ms (1001 pts)</p>
5530 MHz	 <p>Agilent Spectrum Analyzer - Sweep 54 Ref Offset 11.4 dB Ref 20.00 dBm Mkr1 5.532 7 GHz -6.625 dBm Center 5.53000 GHz #Res BW 1.0 MHz #VBW 3.0 MHz* Span 100.0 MHz Sweep 1.000 ms (1001 pts)</p>



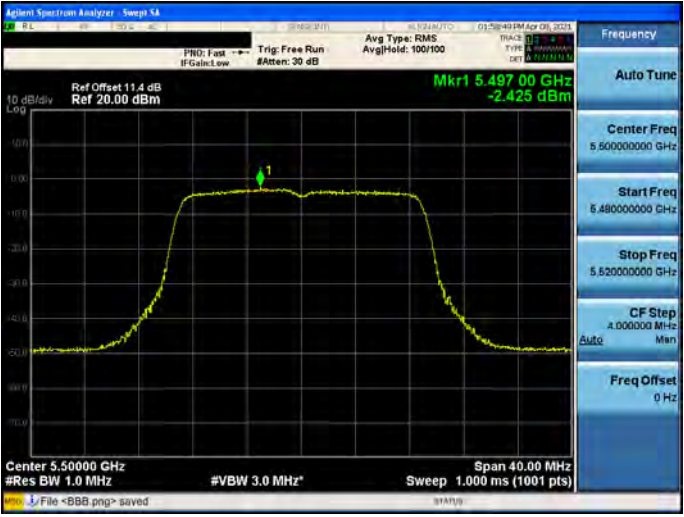
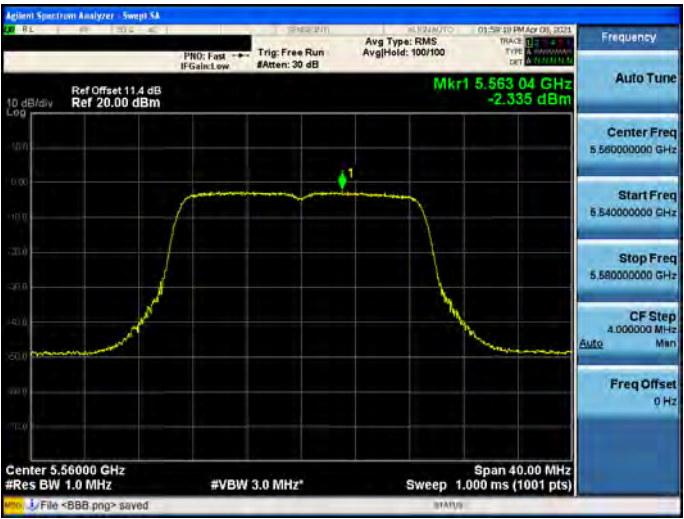
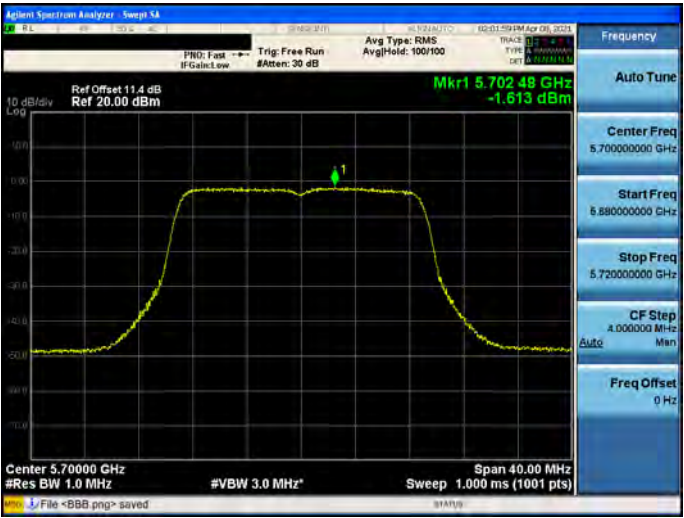


Mode 3: IEEE 802.11ac 20 MHz Continuous TX mode_ANT-1	
5180 MHz	
5200 MHz	
5240 MHz	

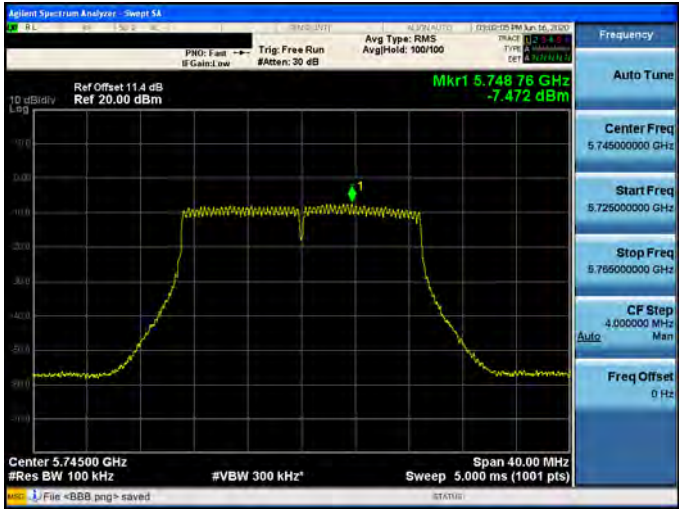
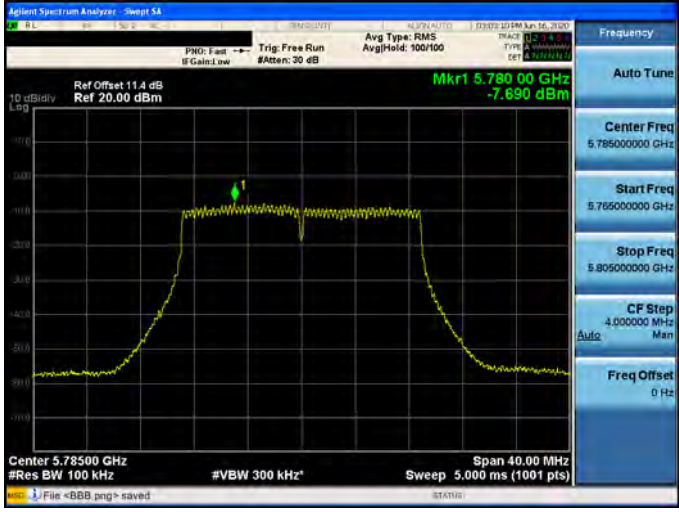


Mode 3: IEEE 802.11ac 20 MHz Continuous TX mode_ ANT-1	
5260 MHz	
5280 MHz	
5320 MHz	



Mode 3: IEEE 802.11ac 20 MHz Continuous TX mode_ ANT-1	
5500 MHz	 <p>Agilent Spectrum Analyzer Screenshot for 5500 MHz. The plot shows a signal centered at 5.500000 GHz with a peak level of -2.425 dBm. The span is 40.00 MHz and the resolution bandwidth is 3.0 MHz. The reference level is 20.00 dBm.</p>
5560 MHz	 <p>Agilent Spectrum Analyzer Screenshot for 5560 MHz. The plot shows a signal centered at 5.560000 GHz with a peak level of -2.335 dBm. The span is 40.00 MHz and the resolution bandwidth is 3.0 MHz. The reference level is 20.00 dBm.</p>
5700 MHz	 <p>Agilent Spectrum Analyzer Screenshot for 5700 MHz. The plot shows a signal centered at 5.700000 GHz with a peak level of -1.613 dBm. The span is 40.00 MHz and the resolution bandwidth is 3.0 MHz. The reference level is 20.00 dBm.</p>

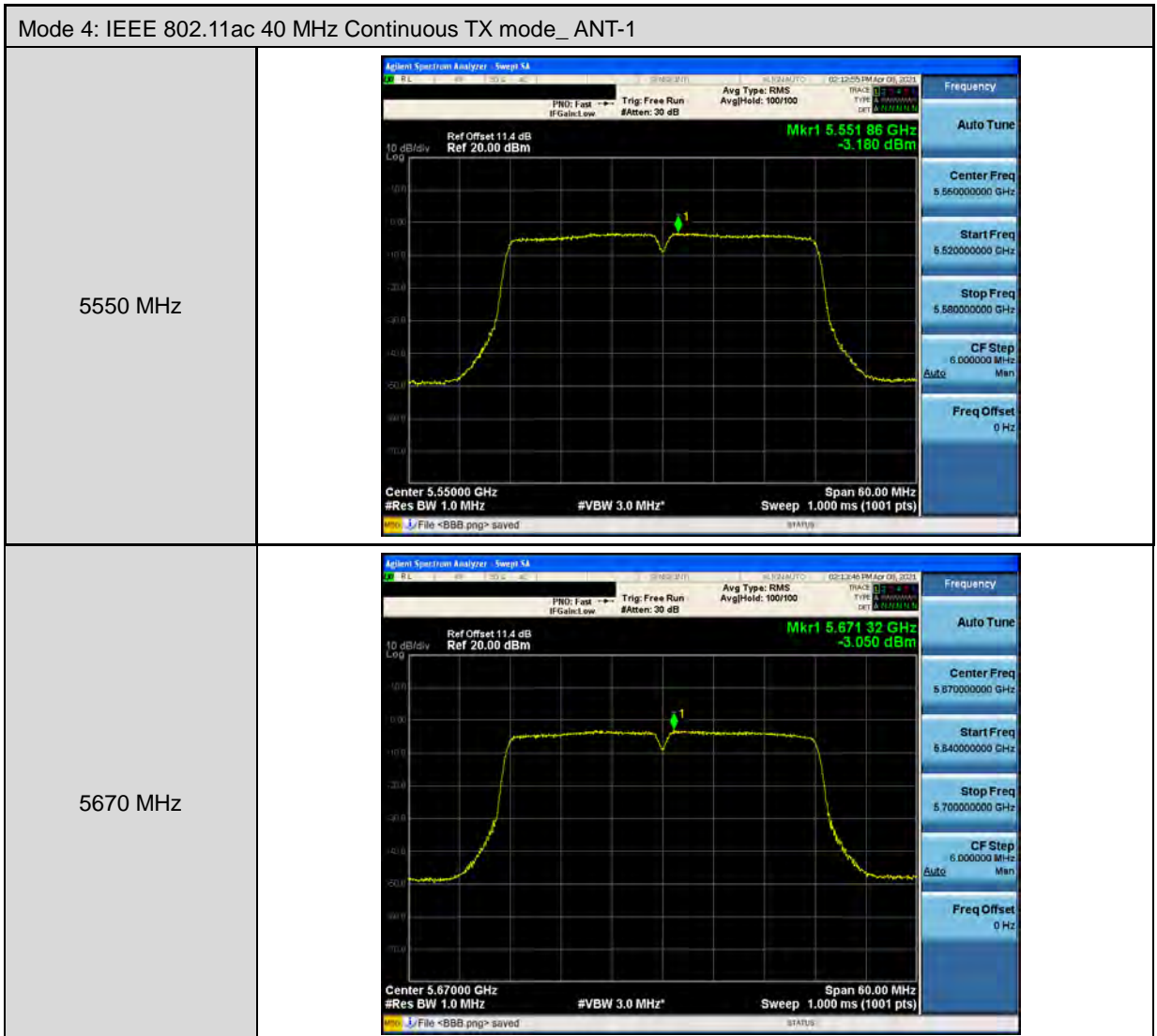


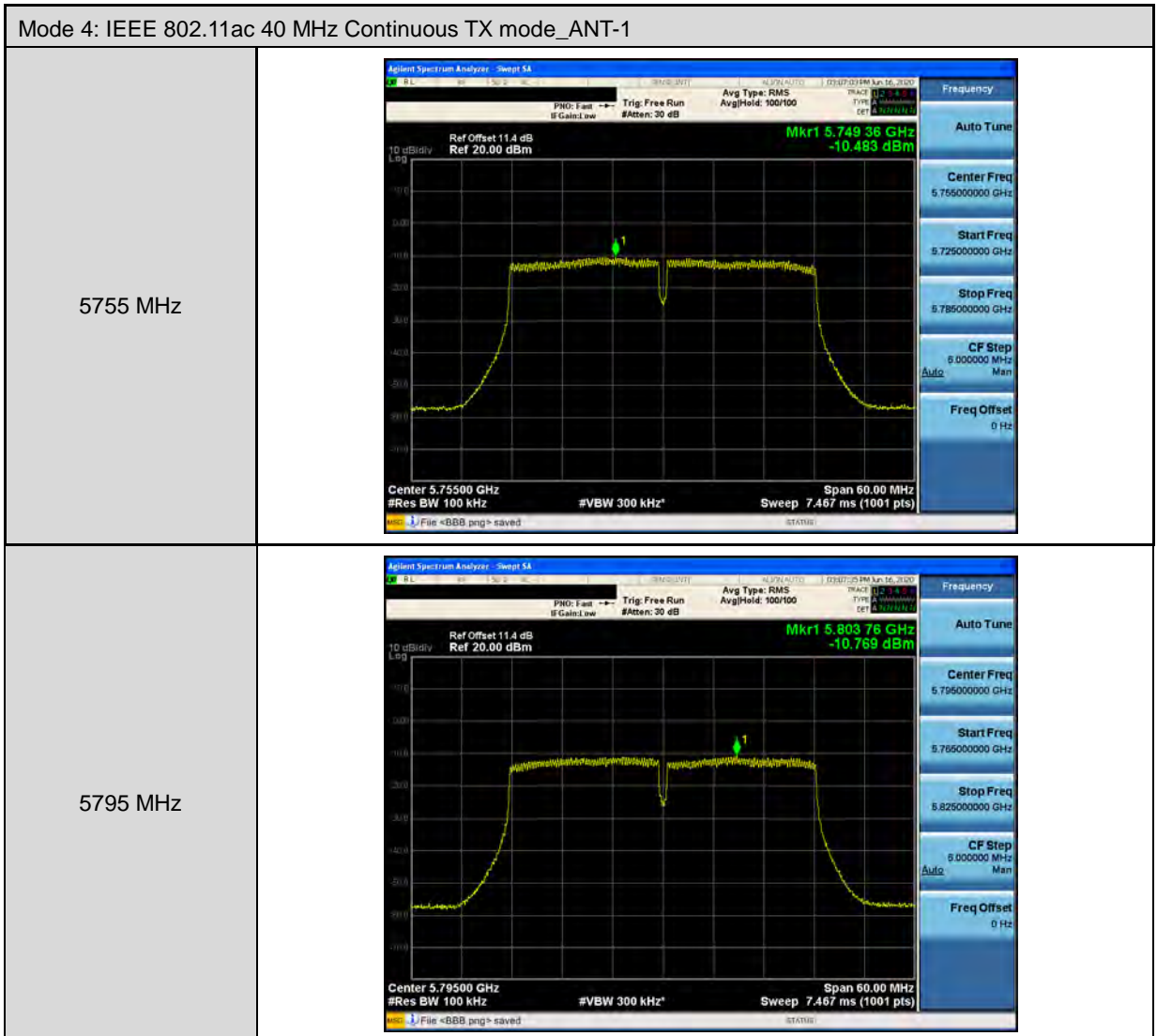
Mode 3: IEEE 802.11ac 20 MHz Continuous TX mode_ANT-1	
5745 MHz	
5785 MHz	
5825 MHz	





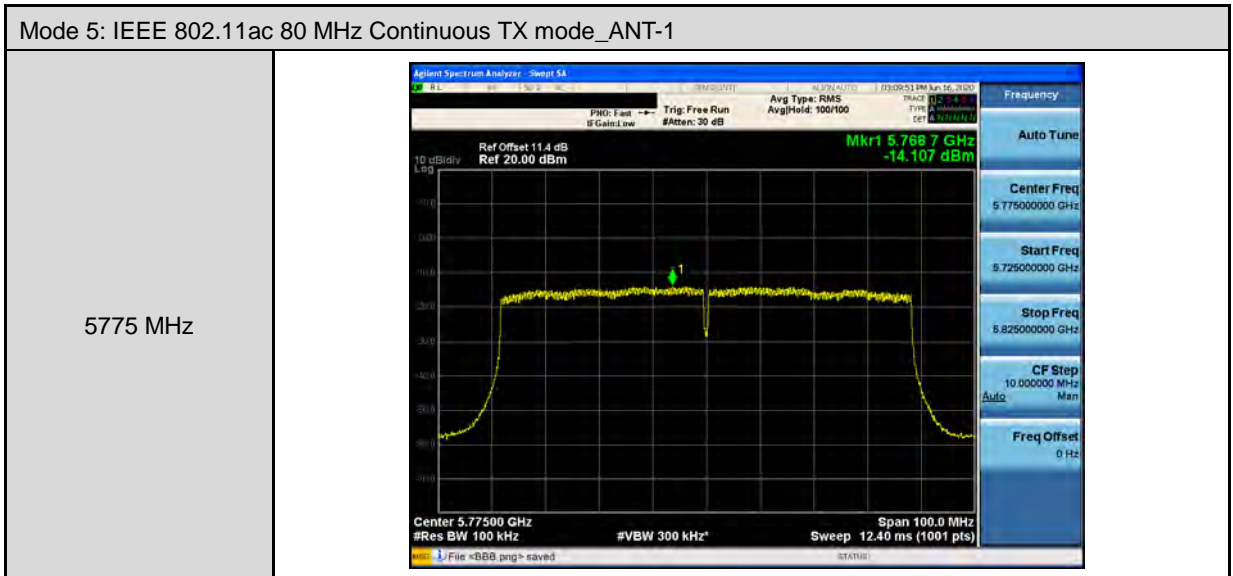
Mode 4: IEEE 802.11ac 40 MHz Continuous TX mode_ ANT-1	
5270 MHz	
5310 MHz	
5510 MHz	



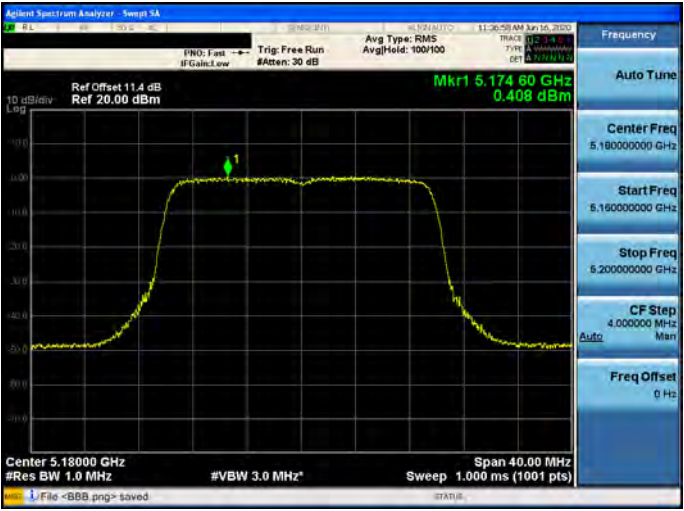
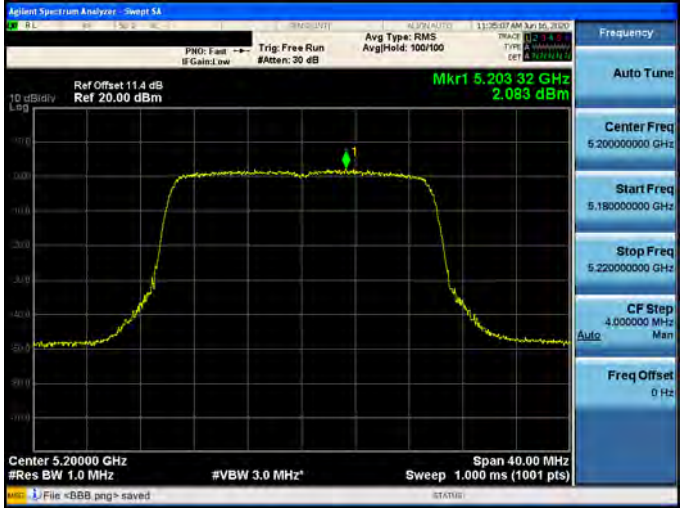





Mode 5: IEEE 802.11ac 80 MHz Continuous TX mode_ANT-1	
5210 MHz	<p>Agilent Spectrum Analyzer - Sweep 54 11:41:04 AM Apr 06, 2020 PRB: Fast Trig: Free Run Avg Type: RMS IF Gain: Low #Atten: 30 dB AvgHold: 100/100 Mkr1 5.2043 GHz -7.606 dBm Ref Offset 11.4 dB Ref 20.00 dBm 10 dB/div Log Center 5.21000 GHz Span 100.0 MHz #Res BW 1.0 MHz #VBW 3.0 MHz* Sweep 1.000 ms (1001 pts) File <BBB.png> saved</p>
5290 MHz	<p>Agilent Spectrum Analyzer - Sweep 54 11:42:20 PM Apr 06, 2020 PRB: Fast Trig: Free Run Avg Type: RMS IF Gain: Low #Atten: 30 dB AvgHold: 100/100 Mkr1 5.2797 GHz -7.638 dBm Ref Offset 11.4 dB Ref 20.00 dBm 10 dB/div Log Center 5.29000 GHz Span 100.0 MHz #Res BW 1.0 MHz #VBW 3.0 MHz* Sweep 1.000 ms (1001 pts) File <BBB.png> saved</p>
5530 MHz	<p>Agilent Spectrum Analyzer - Sweep 54 11:42:40 PM Apr 06, 2020 PRB: Fast Trig: Free Run Avg Type: RMS IF Gain: Low #Atten: 30 dB AvgHold: 100/100 Mkr1 5.5386 GHz -7.651 dBm Ref Offset 11.4 dB Ref 20.00 dBm 10 dB/div Log Center 5.53000 GHz Span 100.0 MHz #Res BW 1.0 MHz #VBW 3.0 MHz* Sweep 1.000 ms (1001 pts) File <BBB.png> saved</p>





Mode 6: IEEE 802.11ax 20 MHz Continuous TX mode_ANT-1	
5180 MHz	 <p>Agilent Spectrum Analyzer - Sweep SA 11:20:58 AM Apr 16, 2020 PNO: Fast Trig: Free Run Avg Type: RMS IF Gain: Low #Atten: 30 dB Avg Hold: 100/100 Ref Offset 11.4 dB Ref 20.00 dBm Mkr1 5.174 60 GHz 0.408 dBm 10 dB/div Log Center 5.18000 GHz #Res BW 3.0 MHz* Span 40.00 MHz #VBW 3.0 MHz* Sweep 1.000 ms (1001 pts) File <BBB.png> saved</p>
5200 MHz	 <p>Agilent Spectrum Analyzer - Sweep SA 11:20:57 AM Apr 16, 2020 PNO: Fast Trig: Free Run Avg Type: RMS IF Gain: Low #Atten: 30 dB Avg Hold: 100/100 Ref Offset 11.4 dB Ref 20.00 dBm Mkr1 5.203 32 GHz 2.083 dBm 10 dB/div Log Center 5.20000 GHz #Res BW 1.0 MHz* Span 40.00 MHz #VBW 3.0 MHz* Sweep 1.000 ms (1001 pts) File <BBB.png> saved</p>
5240 MHz	 <p>Agilent Spectrum Analyzer - Sweep SA 11:20:54 AM Apr 16, 2020 PNO: Fast Trig: Free Run Avg Type: RMS IF Gain: Low #Atten: 30 dB Avg Hold: 100/100 Ref Offset 11.4 dB Ref 20.00 dBm Mkr1 5.242 60 GHz 2.040 dBm 10 dB/div Log Center 5.24000 GHz #Res BW 1.0 MHz* Span 40.00 MHz #VBW 3.0 MHz* Sweep 1.000 ms (1001 pts) File <BBB.png> saved</p>

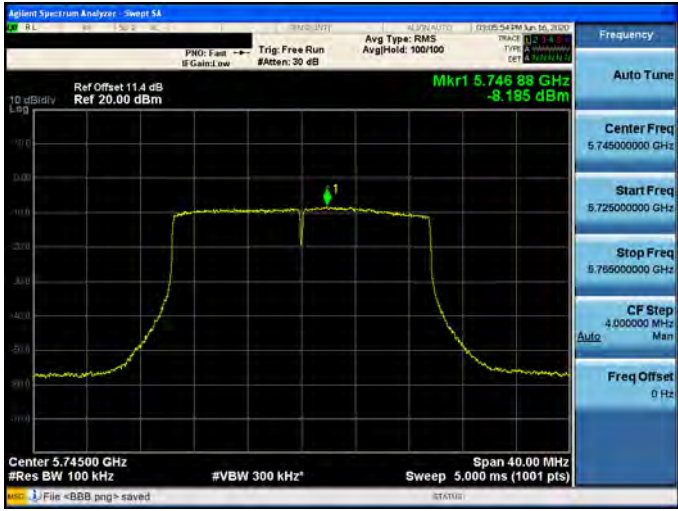
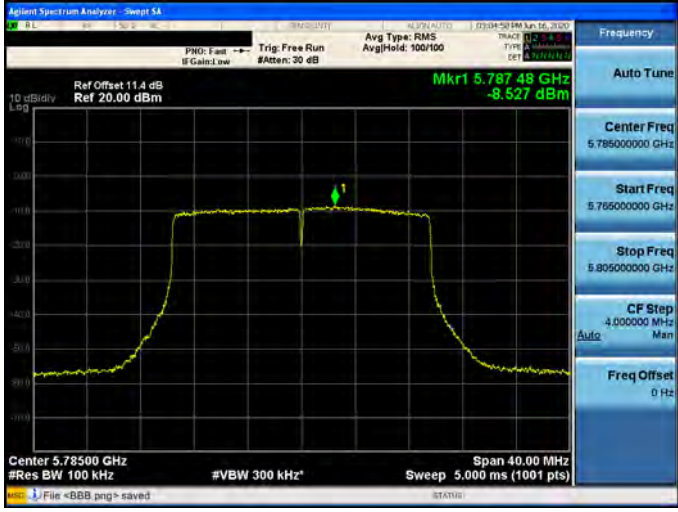
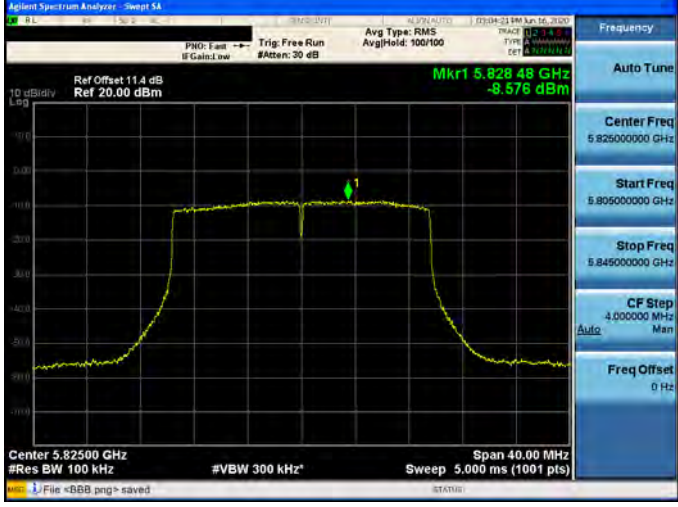


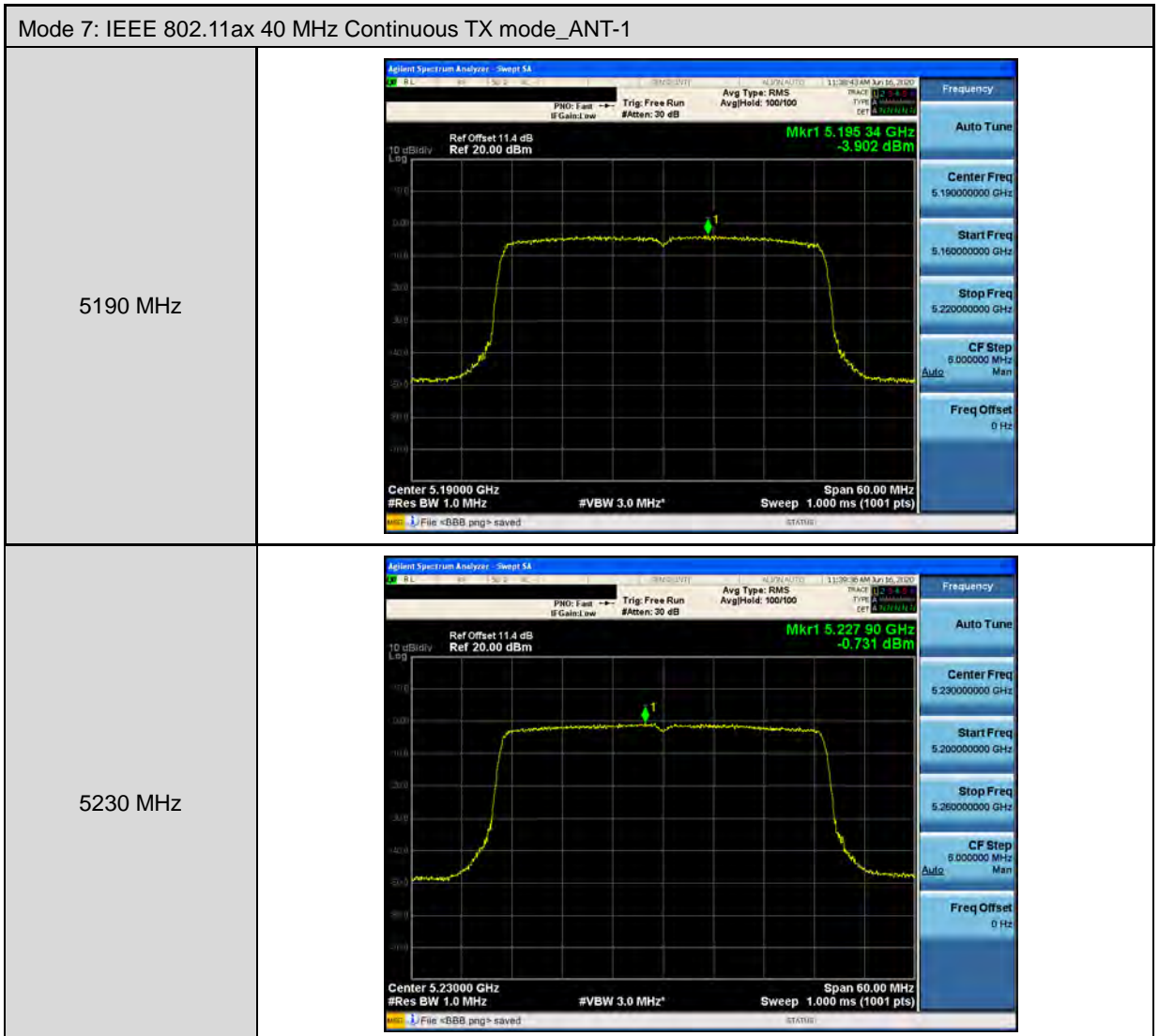
Mode 6: IEEE 802.11ax 20 MHz Continuous TX mode_ANT-1	
5260 MHz	<p>Agilent Spectrum Analyzer Screenshot for 5260 MHz. The plot shows a signal centered at 5.260000 GHz with a peak level of -2.121 dBm. The span is 40.00 MHz and the resolution bandwidth is 3.0 MHz. The reference level is 20.00 dBm.</p>
5280 MHz	<p>Agilent Spectrum Analyzer Screenshot for 5280 MHz. The plot shows a signal centered at 5.280000 GHz with a peak level of -1.723 dBm. The span is 40.00 MHz and the resolution bandwidth is 3.0 MHz. The reference level is 20.00 dBm.</p>
5320 MHz	<p>Agilent Spectrum Analyzer Screenshot for 5320 MHz. The plot shows a signal centered at 5.320000 GHz with a peak level of -2.196 dBm. The span is 40.00 MHz and the resolution bandwidth is 3.0 MHz. The reference level is 20.00 dBm.</p>



Mode 6: IEEE 802.11ax 20 MHz Continuous TX mode_ANT-1	
5500 MHz	
5560 MHz	
5700 MHz	



Mode 6: IEEE 802.11ax 20 MHz Continuous TX mode_ANT-1	
5745 MHz	
5785 MHz	
5825 MHz	

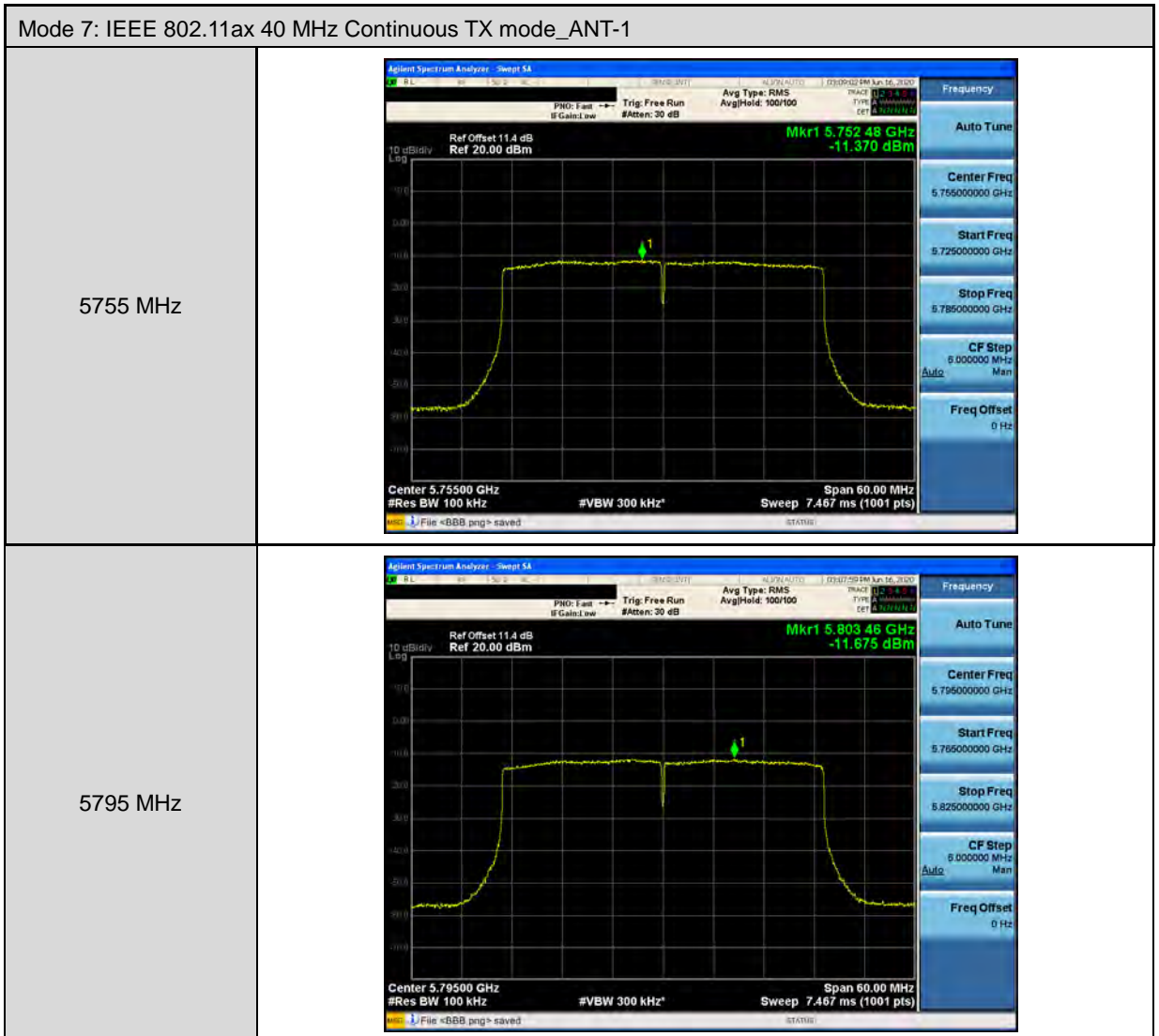







Mode 7: IEEE 802.11ax 40 MHz Continuous TX mode_ANT-1	
5270 MHz	<p>Agilent Spectrum Analyzer Screenshot for 5270 MHz. The plot shows a signal centered at 5.27000 GHz with a peak level of -3.404 dBm. The span is 60.00 MHz and the resolution bandwidth is 3.0 MHz. The reference level is 20.00 dBm.</p>
5310 MHz	<p>Agilent Spectrum Analyzer Screenshot for 5310 MHz. The plot shows a signal centered at 5.31000 GHz with a peak level of -4.906 dBm. The span is 60.00 MHz and the resolution bandwidth is 3.0 MHz. The reference level is 20.00 dBm.</p>
5510 MHz	<p>Agilent Spectrum Analyzer Screenshot for 5510 MHz. The plot shows a signal centered at 5.51000 GHz with a peak level of -3.530 dBm. The span is 60.00 MHz and the resolution bandwidth is 3.0 MHz. The reference level is 20.00 dBm.</p>

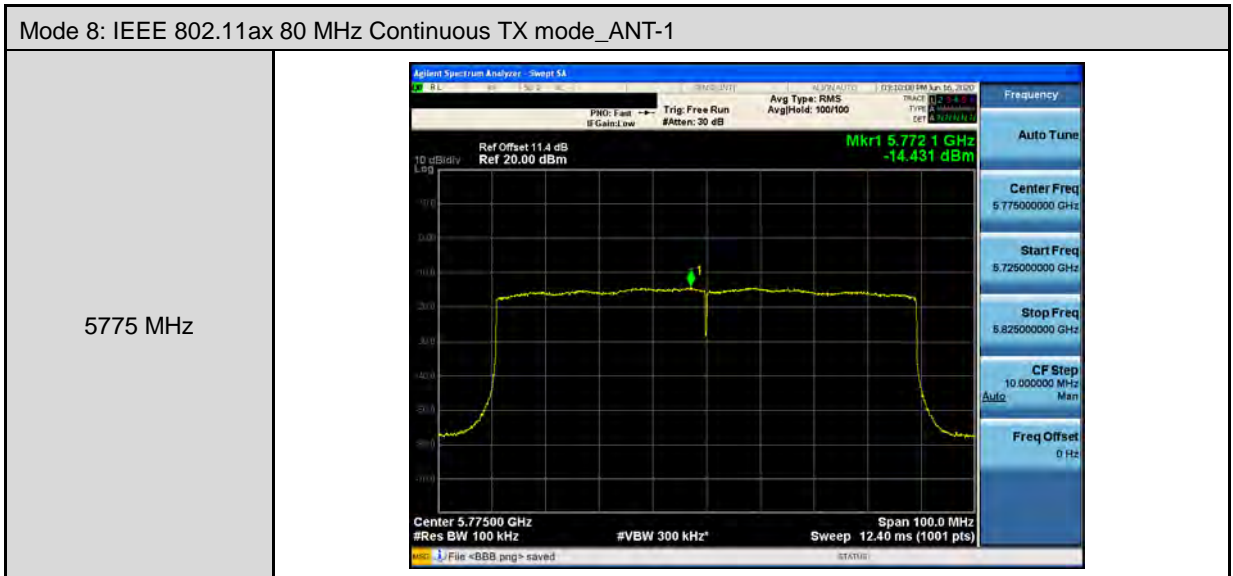


Mode 7: IEEE 802.11ax 40 MHz Continuous TX mode_ANT-1	
5550 MHz	<p>Agilent Spectrum Analyzer Screenshot for 5550 MHz. The plot shows a signal centered at 5.54658 GHz with a power level of -2.885 dBm. The center frequency is 5.55000 GHz, resolution bandwidth is 1.0 MHz, and span is 60.00 MHz. The plot shows a flat signal across the 40 MHz bandwidth.</p>
5670 MHz	<p>Agilent Spectrum Analyzer Screenshot for 5670 MHz. The plot shows a signal centered at 5.67336 GHz with a power level of -2.988 dBm. The center frequency is 5.67000 GHz, resolution bandwidth is 1.0 MHz, and span is 60.00 MHz. The plot shows a flat signal across the 40 MHz bandwidth.</p>

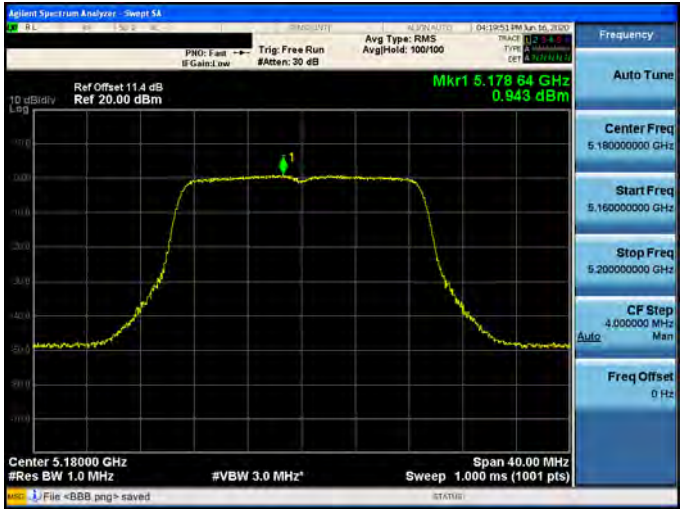
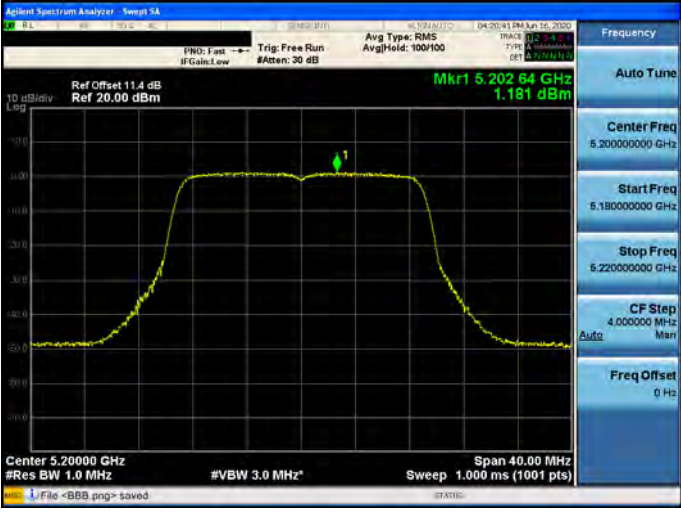
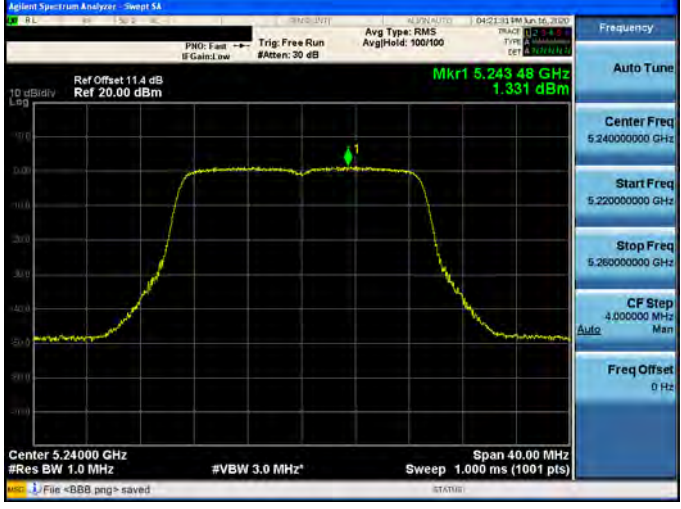




Mode 8: IEEE 802.11ax 80 MHz Continuous TX mode_ANT-1	
5210 MHz	
5290 MHz	
5530 MHz	





Mode 3: IEEE 802.11ac 20 MHz Continuous TX mode_ANT-2	
5180 MHz	
5200 MHz	
5240 MHz	



Mode 3: IEEE 802.11ac 20 MHz Continuous TX mode_ ANT-2	
5260 MHz	
5280 MHz	
5320 MHz	



Mode 3: IEEE 802.11ac 20 MHz Continuous TX mode_ ANT-2	
5500 MHz	
5560 MHz	
5700 MHz	

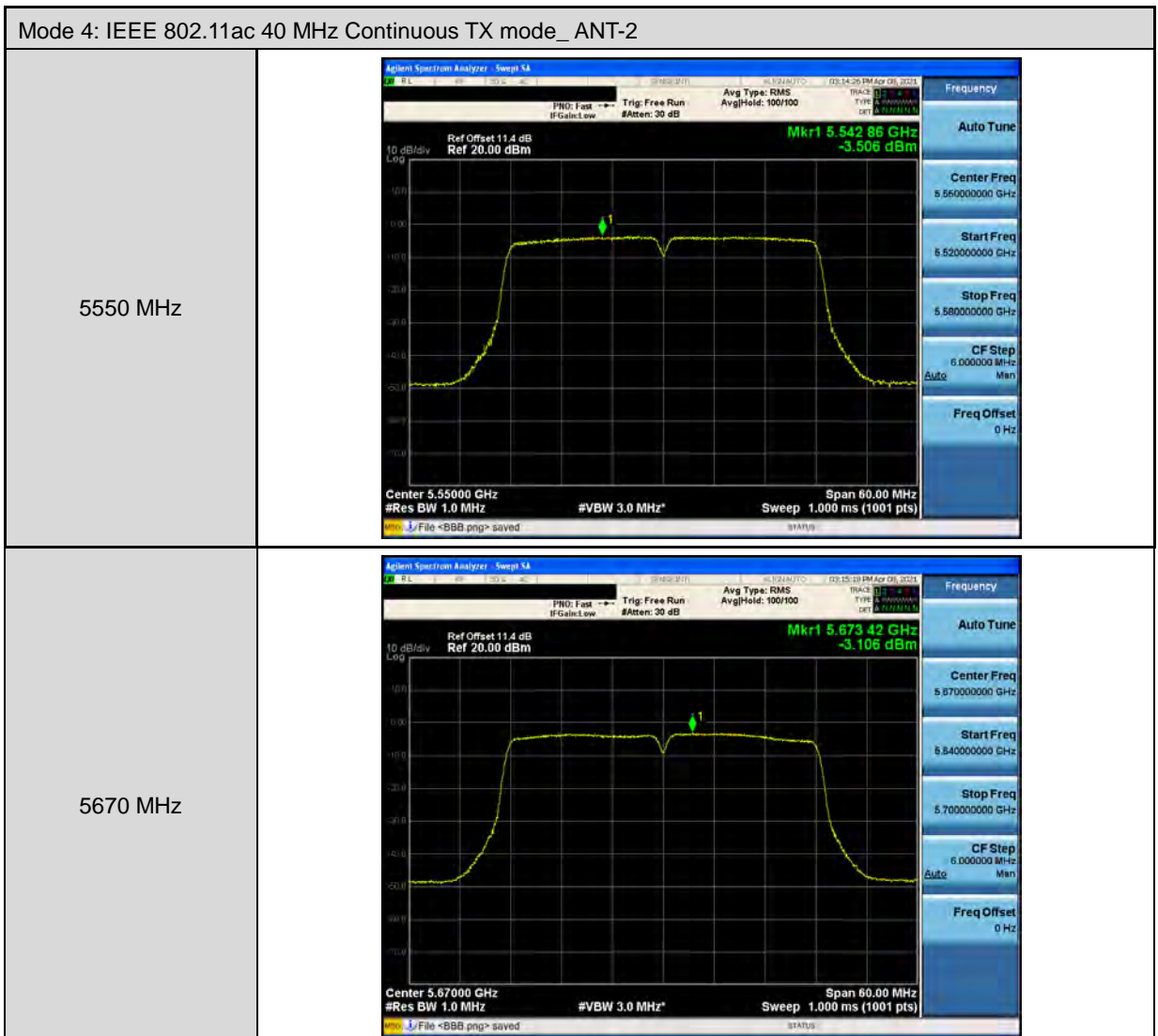


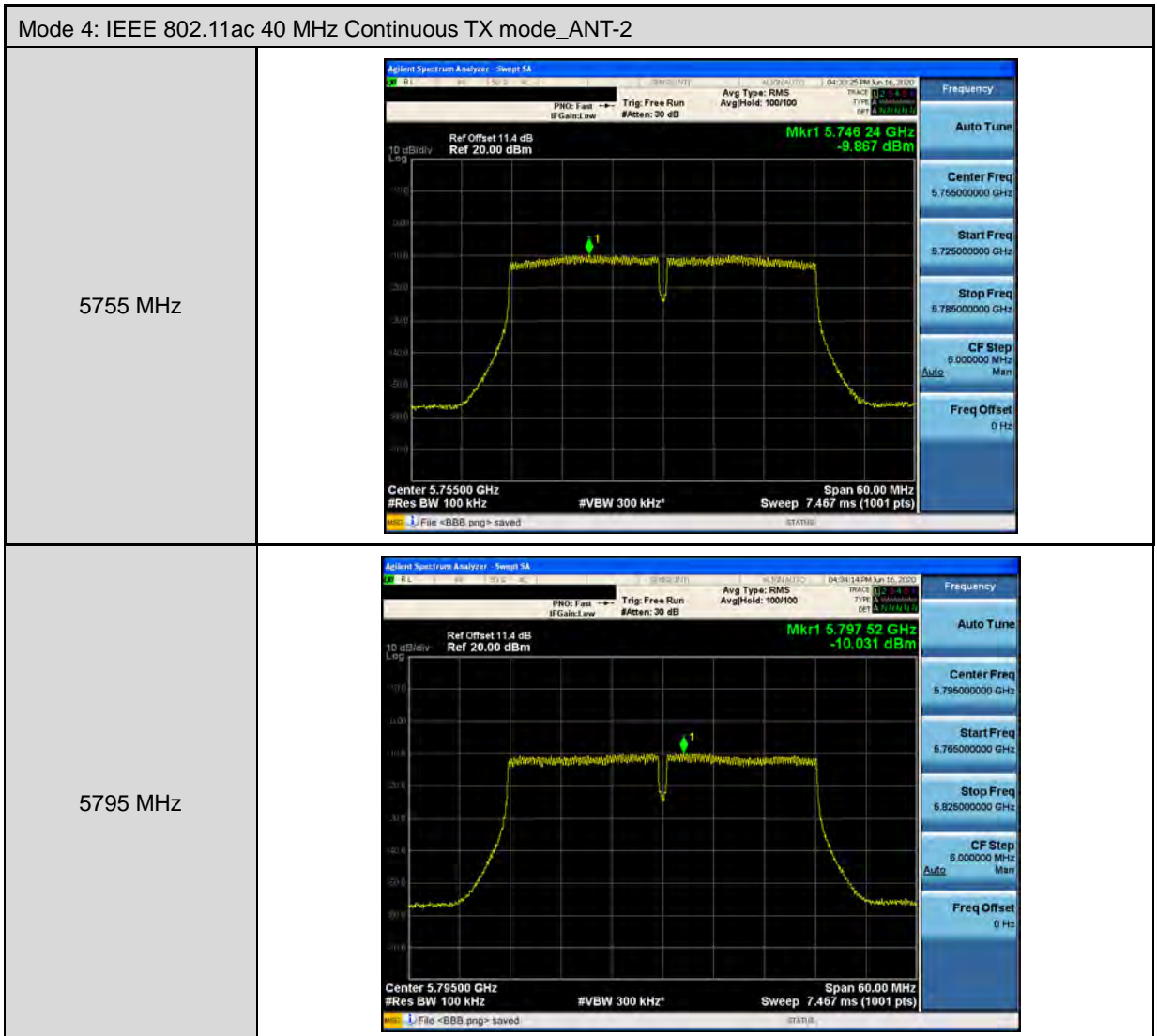
Mode 3: IEEE 802.11ac 20 MHz Continuous TX mode_ANT-2	
5745 MHz	<p>Agilent Spectrum Analyzer - Sweep 54</p> <p>Ref Offset 11.4 dB Ref 20.00 dBm</p> <p>Mkr1 5.749 96 GHz -6.910 dBm</p> <p>Center 5.74500 GHz #Res BW 100 kHz #VBW 300 kHz Sweep 5.000 ms (1001 pts)</p> <p>Span 40.00 MHz</p> <p>Frequency</p> <p>Auto Tune</p> <p>Center Freq 5.745000000 GHz</p> <p>Start Freq 5.725000000 GHz</p> <p>Stop Freq 5.765000000 GHz</p> <p>CF Step 4.000000 MHz Auto Man</p> <p>Freq Offset 0 Hz</p>
5785 MHz	<p>Agilent Spectrum Analyzer - Sweep 54</p> <p>Ref Offset 11.4 dB Ref 20.00 dBm</p> <p>Mkr1 5.782 20 GHz -6.885 dBm</p> <p>Center 5.78500 GHz #Res BW 100 kHz #VBW 300 kHz Sweep 5.000 ms (1001 pts)</p> <p>Span 40.00 MHz</p> <p>Frequency</p> <p>Auto Tune</p> <p>Center Freq 5.785000000 GHz</p> <p>Start Freq 5.765000000 GHz</p> <p>Stop Freq 5.805000000 GHz</p> <p>CF Step 4.000000 MHz Auto Man</p> <p>Freq Offset 0 Hz</p>
5825 MHz	<p>Agilent Spectrum Analyzer - Sweep 54</p> <p>Ref Offset 11.4 dB Ref 20.00 dBm</p> <p>Mkr1 5.830 00 GHz -7.244 dBm</p> <p>Center 5.82500 GHz #Res BW 100 kHz #VBW 300 kHz Sweep 5.000 ms (1001 pts)</p> <p>Span 40.00 MHz</p> <p>Frequency</p> <p>Auto Tune</p> <p>Center Freq 5.825000000 GHz</p> <p>Start Freq 5.805000000 GHz</p> <p>Stop Freq 5.845000000 GHz</p> <p>CF Step 4.000000 MHz Auto Man</p> <p>Freq Offset 0 Hz</p>





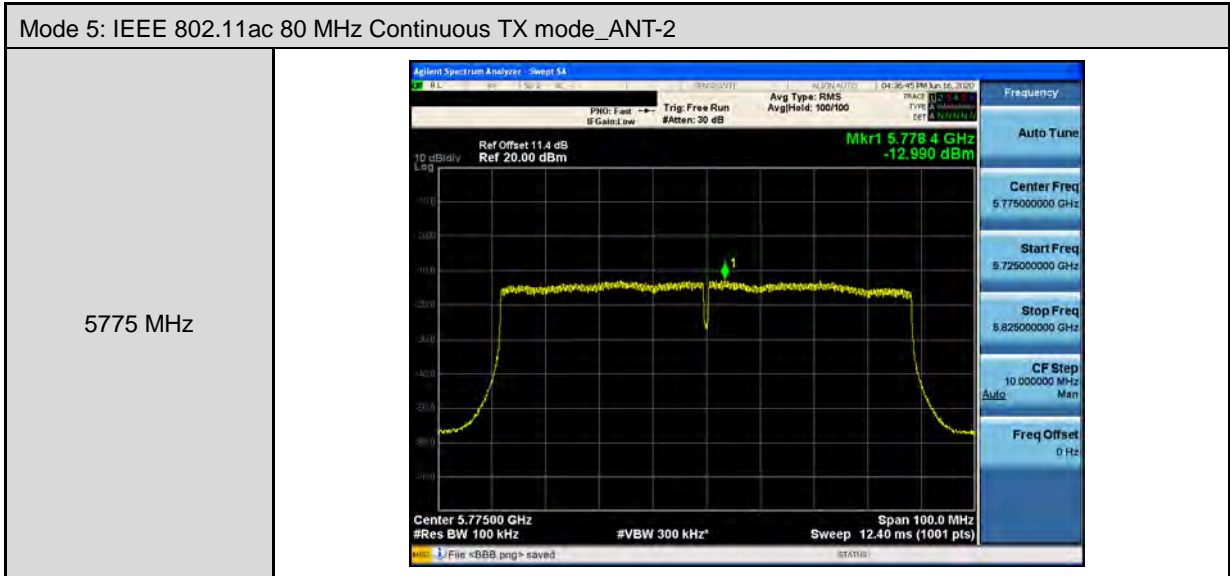
Mode 4: IEEE 802.11ac 40 MHz Continuous TX mode_ ANT-2	
5270 MHz	
5310 MHz	
5510 MHz	



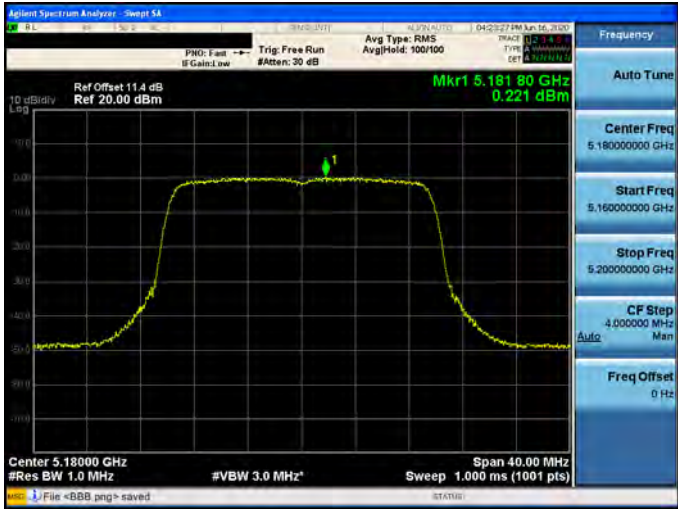
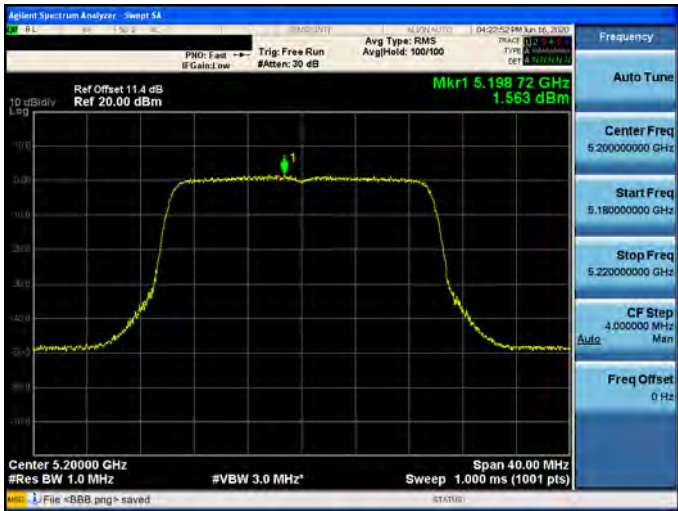




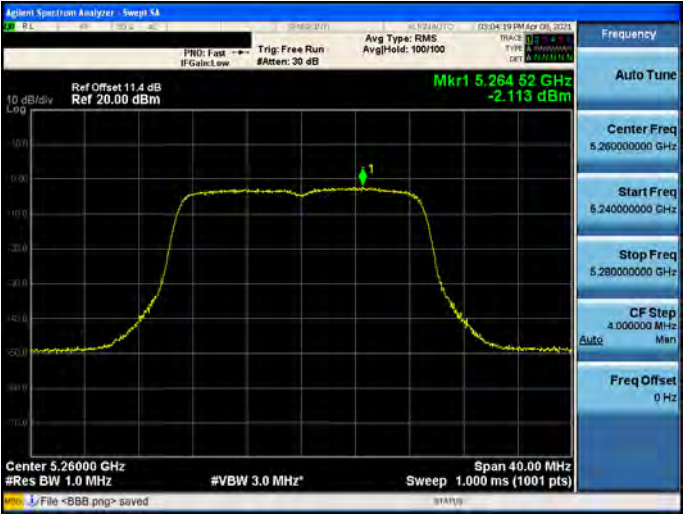
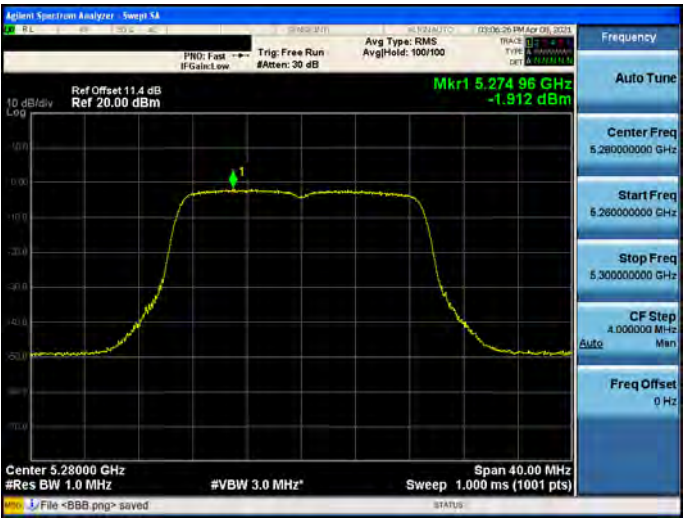
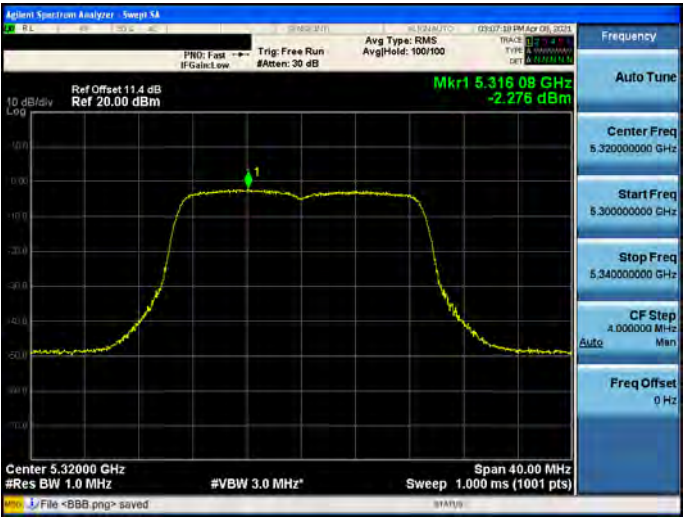
Mode 5: IEEE 802.11ac 80 MHz Continuous TX mode_ANT-2	
5210 MHz	
5290 MHz	
5530 MHz	





Mode 6: IEEE 802.11ax 20 MHz Continuous TX mode_ANT-2	
5180 MHz	
5200 MHz	
5240 MHz	

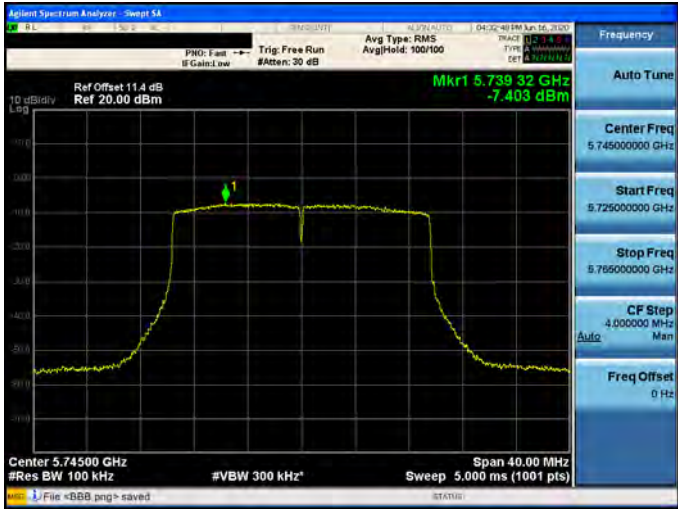




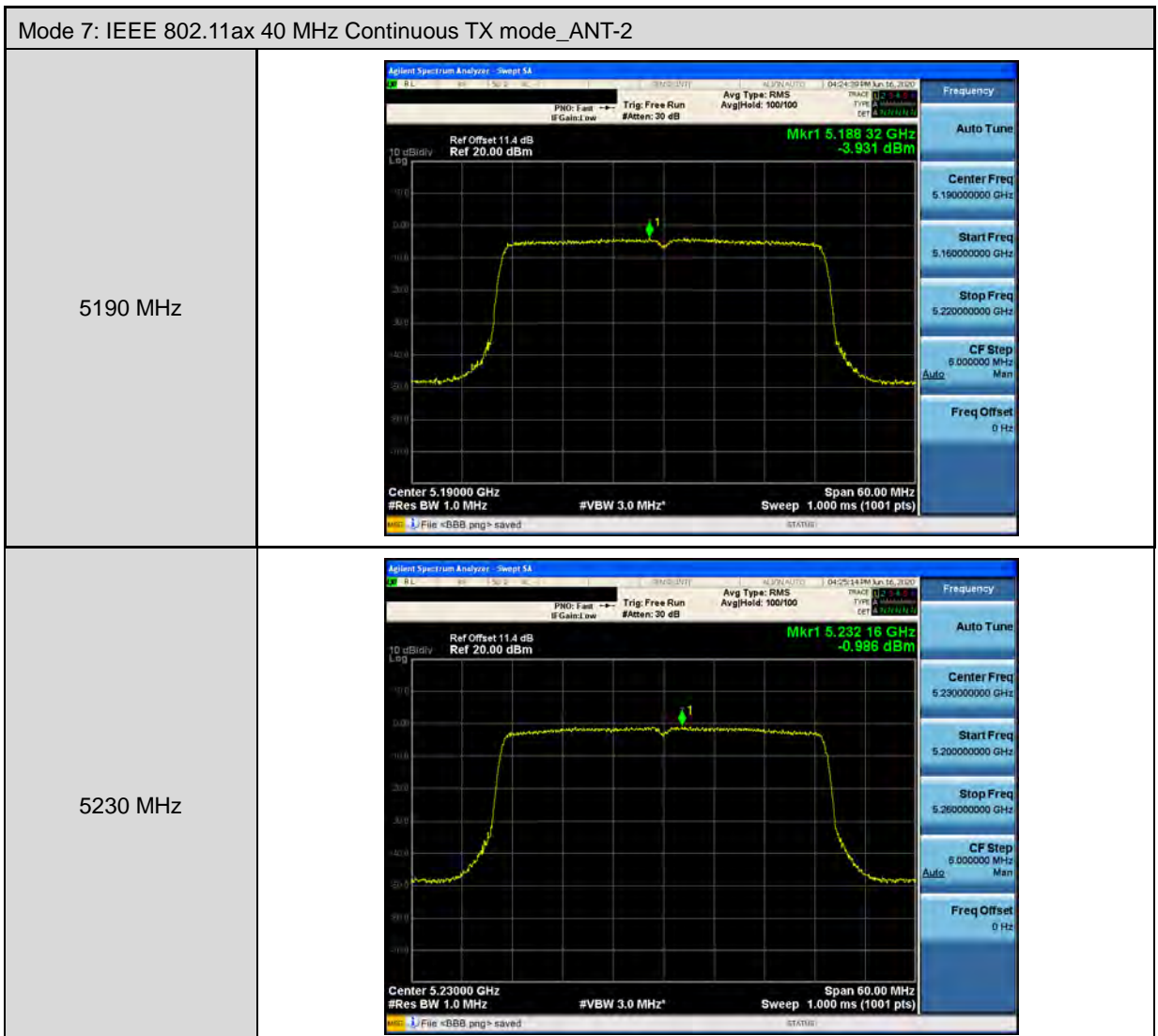
Mode 6: IEEE 802.11ax 20 MHz Continuous TX mode_ANT-2	
5260 MHz	
5280 MHz	
5320 MHz	



Mode 6: IEEE 802.11ax 20 MHz Continuous TX mode_ANT-2	
5500 MHz	
5560 MHz	
5700 MHz	



Mode 6: IEEE 802.11ax 20 MHz Continuous TX mode_ANT-2	
5745 MHz	
5785 MHz	
5825 MHz	






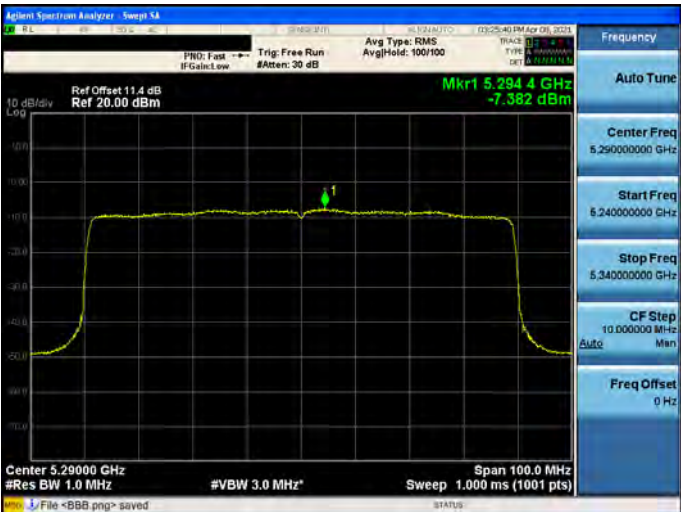
Mode 7: IEEE 802.11ax 40 MHz Continuous TX mode_ANT-2	
5270 MHz	<p>Agilent Spectrum Analyzer Screenshot for 5270 MHz. The plot shows a signal centered at 5.270 GHz with a peak level of -3.292 dBm. The span is 60.00 MHz and the resolution bandwidth is 3.0 MHz. The reference level is 20.00 dBm.</p>
5310 MHz	<p>Agilent Spectrum Analyzer Screenshot for 5310 MHz. The plot shows a signal centered at 5.310 GHz with a peak level of -4.402 dBm. The span is 60.00 MHz and the resolution bandwidth is 3.0 MHz. The reference level is 20.00 dBm.</p>
5510 MHz	<p>Agilent Spectrum Analyzer Screenshot for 5510 MHz. The plot shows a signal centered at 5.510 GHz with a peak level of -3.627 dBm. The span is 60.00 MHz and the resolution bandwidth is 3.0 MHz. The reference level is 20.00 dBm.</p>

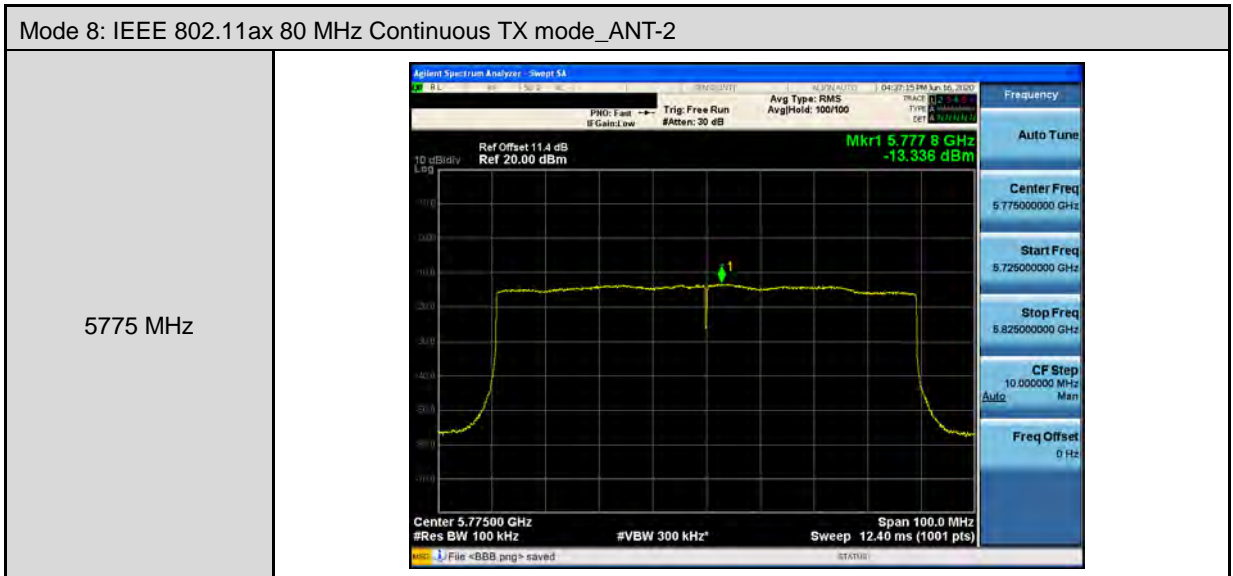


Mode 7: IEEE 802.11ax 40 MHz Continuous TX mode_ANT-2	
5550 MHz	<p>Agilent Spectrum Analyzer - Sweep 14</p> <p>Ref Offset 11.4 dB Ref 20.00 dBm</p> <p>Mkr1 5.55786 GHz -3.198 dBm</p> <p>Center 5.55000 GHz #Res BW 1.0 MHz #VBW 3.0 MHz</p> <p>Span 60.00 MHz Sweep 1.000 ms (1001 pts)</p> <p>File <BBB.png> saved</p>
5670 MHz	<p>Agilent Spectrum Analyzer - Sweep 14</p> <p>Ref Offset 11.4 dB Ref 20.00 dBm</p> <p>Mkr1 5.67456 GHz -2.662 dBm</p> <p>Center 5.67000 GHz #Res BW 1.0 MHz #VBW 3.0 MHz</p> <p>Span 60.00 MHz Sweep 1.000 ms (1001 pts)</p> <p>File <BBB.png> saved</p>





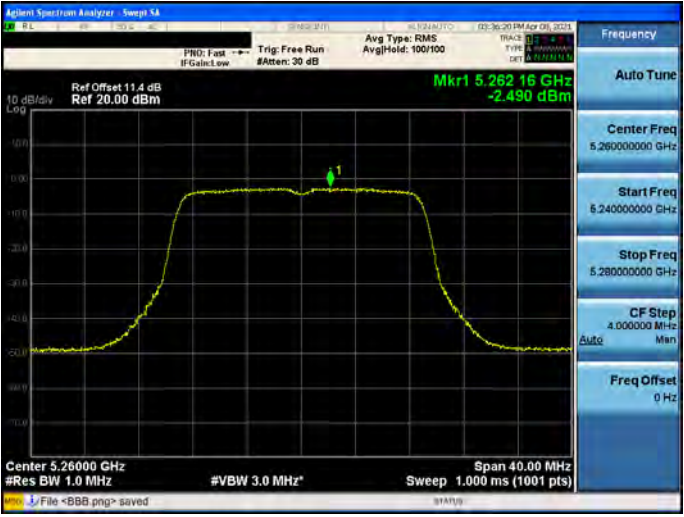
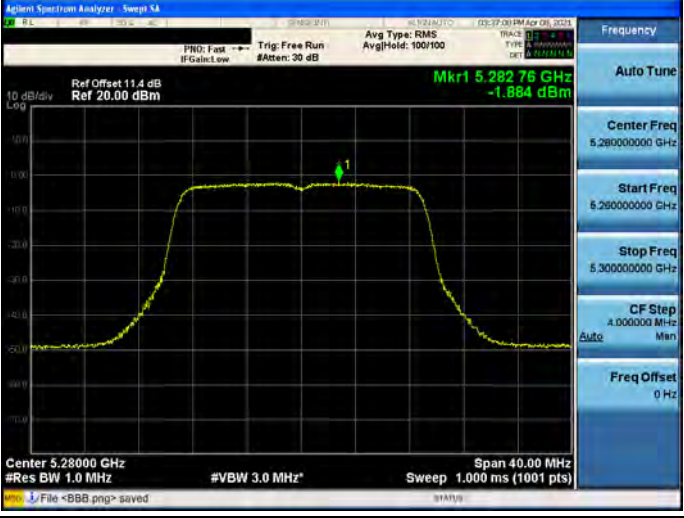
Mode 8: IEEE 802.11ax 80 MHz Continuous TX mode_ANT-2	
5210 MHz	
5290 MHz	
5530 MHz	





Mode 3: IEEE 802.11ac 20 MHz Continuous TX mode_ANT-3	
5180 MHz	
5200 MHz	
5240 MHz	

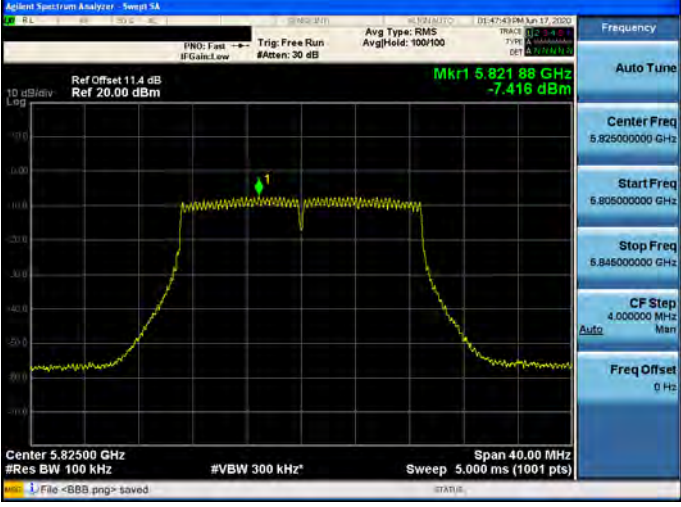


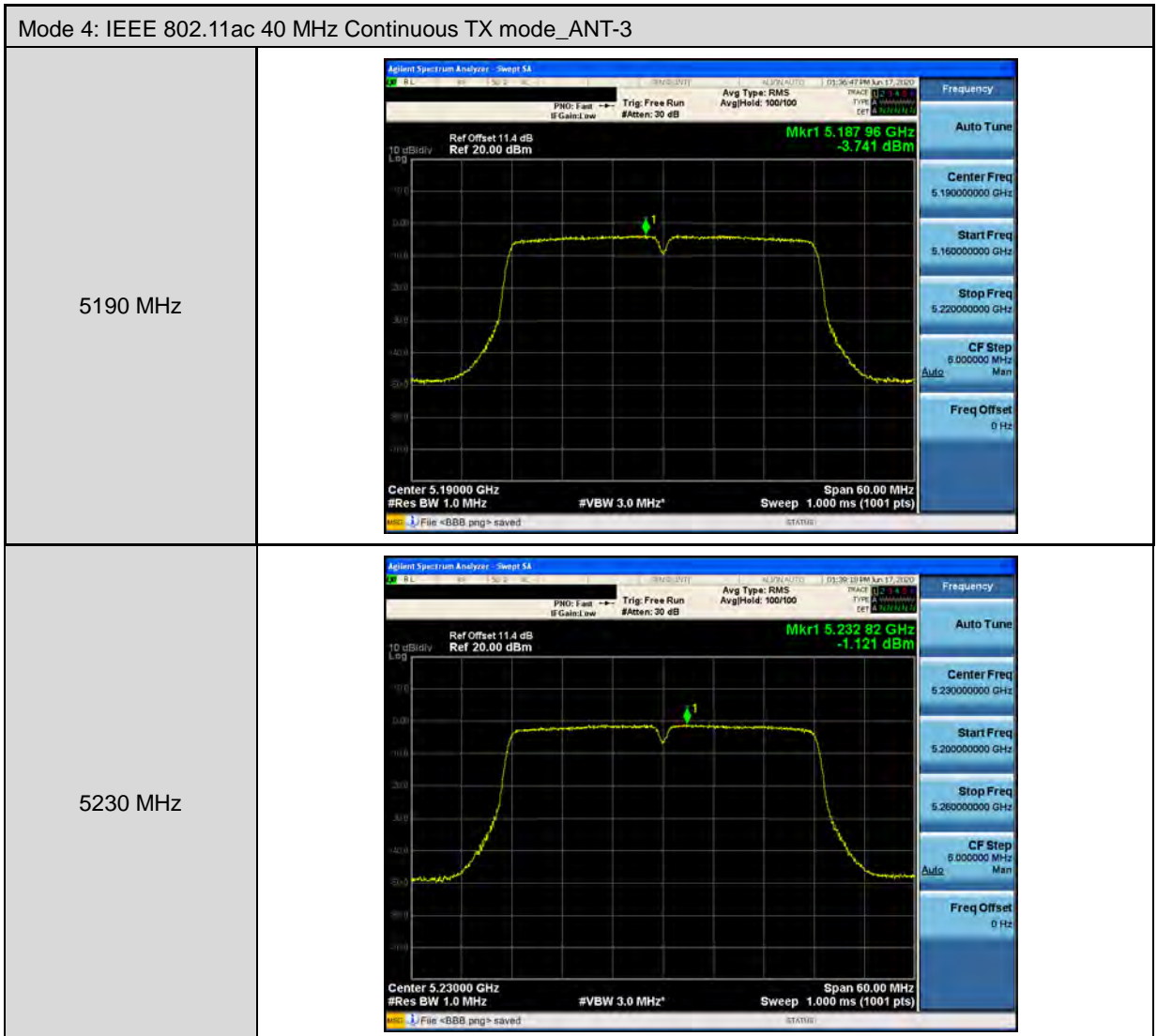
Mode 3: IEEE 802.11ac 20 MHz Continuous TX mode_ ANT-3	
5260 MHz	
5280 MHz	
5320 MHz	



Mode 3: IEEE 802.11ac 20 MHz Continuous TX mode_ ANT-3	
5500 MHz	
5560 MHz	
5700 MHz	



Mode 3: IEEE 802.11ac 20 MHz Continuous TX mode_ANT-3	
5745 MHz	
5785 MHz	
5825 MHz	

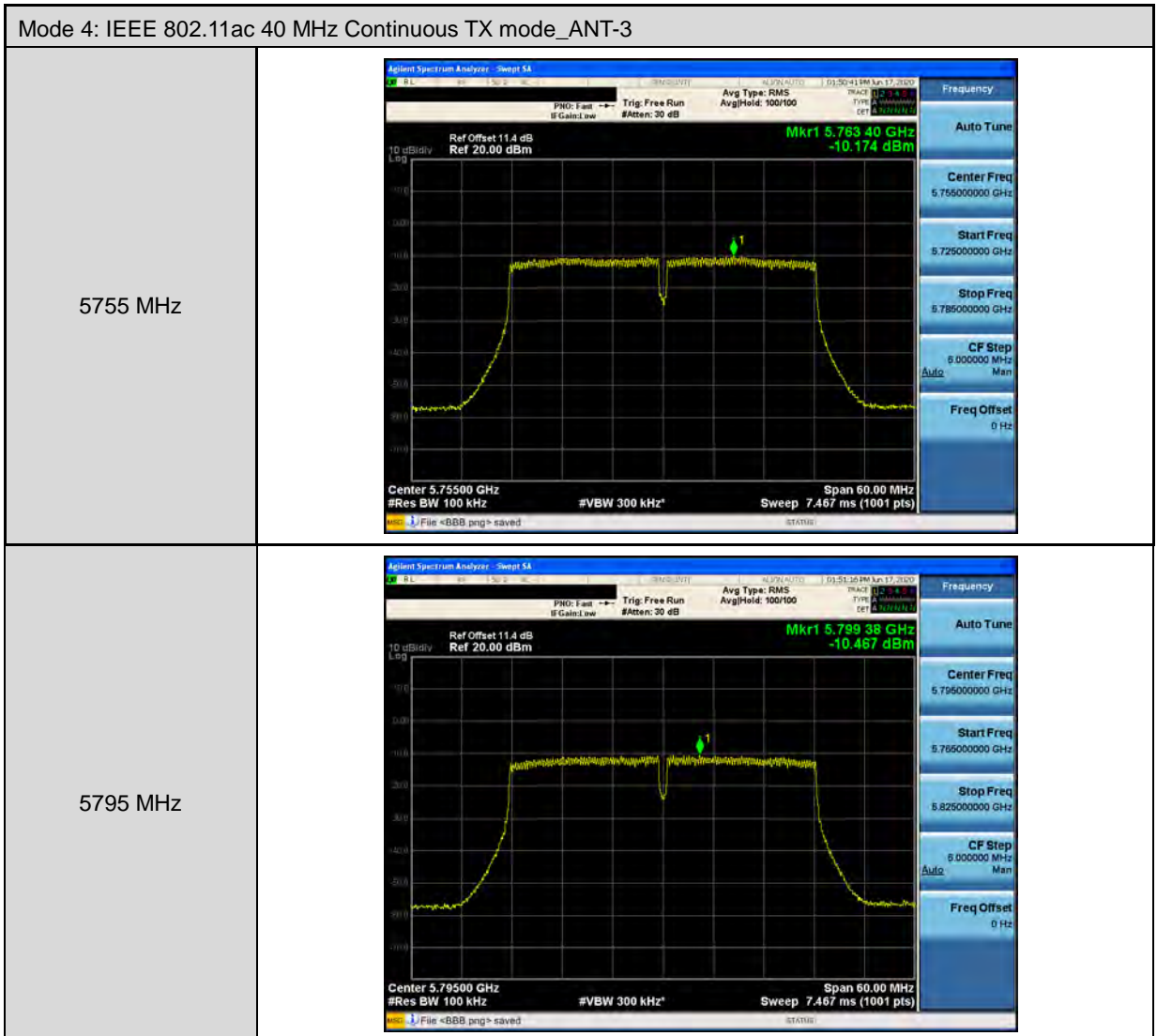







Mode 4: IEEE 802.11ac 40 MHz Continuous TX mode_ ANT-3	
5270 MHz	<p>Agilent Spectrum Analyzer - Sweep 14 Ref Offset 11.4 dB Ref 20.00 dBm Mkr1 5.275 70 GHz -3.526 dBm Center 5.27000 GHz #Res BW 1.0 MHz #VBW 3.0 MHz Span 60.00 MHz Sweep 1.000 ms (1001 pts)</p>
5310 MHz	<p>Agilent Spectrum Analyzer - Sweep 14 Ref Offset 11.4 dB Ref 20.00 dBm Mkr1 5.313 96 GHz -4.852 dBm Center 5.31000 GHz #Res BW 1.0 MHz #VBW 3.0 MHz Span 60.00 MHz Sweep 1.000 ms (1001 pts)</p>
5510 MHz	<p>Agilent Spectrum Analyzer - Sweep 14 Ref Offset 11.4 dB Ref 20.00 dBm Mkr1 5.506 70 GHz -3.545 dBm Center 5.51000 GHz #Res BW 1.0 MHz #VBW 3.0 MHz Span 60.00 MHz Sweep 1.000 ms (1001 pts)</p>

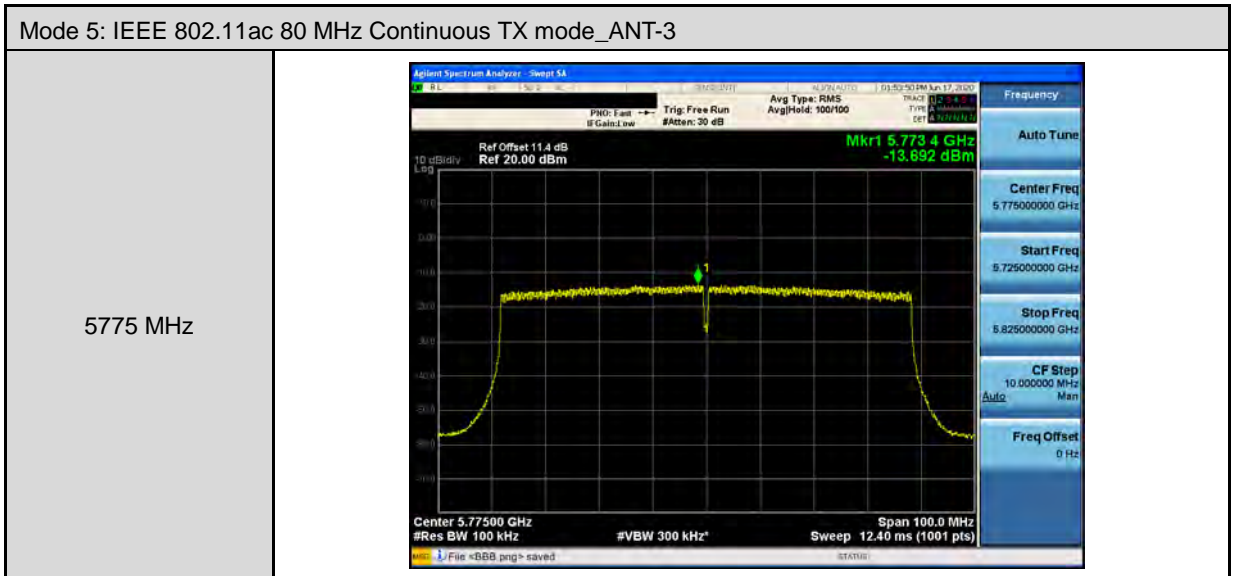


Mode 4: IEEE 802.11ac 40 MHz Continuous TX mode_ ANT-3	
5550 MHz	
5670 MHz	





Mode 5: IEEE 802.11ac 80 MHz Continuous TX mode_ANT-3	
5210 MHz	 <p>Agilent Spectrum Analyzer - Sweep 54 Ref Offset 11.4 dB Ref 20.00 dBm Mkr1 5.212 1 GHz -7.448 dBm Center 5.21000 GHz #Res BW 1.0 MHz #VBW 3.0 MHz* Span 100.0 MHz Sweep 1.000 ms (1001 pts)</p>
5290 MHz	 <p>Agilent Spectrum Analyzer - Sweep 54 Ref Offset 11.4 dB Ref 20.00 dBm Mkr1 5.292 6 GHz -7.780 dBm Center 5.29000 GHz #Res BW 1.0 MHz #VBW 3.0 MHz* Span 100.0 MHz Sweep 1.000 ms (1001 pts)</p>
5530 MHz	 <p>Agilent Spectrum Analyzer - Sweep 54 Ref Offset 11.4 dB Ref 20.00 dBm Mkr1 5.533 0 GHz -7.857 dBm Center 5.53000 GHz #Res BW 1.0 MHz #VBW 3.0 MHz* Span 100.0 MHz Sweep 1.000 ms (1001 pts)</p>



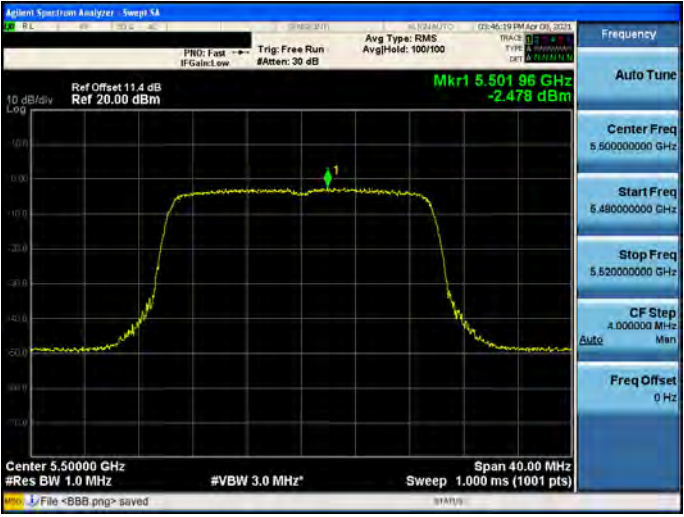
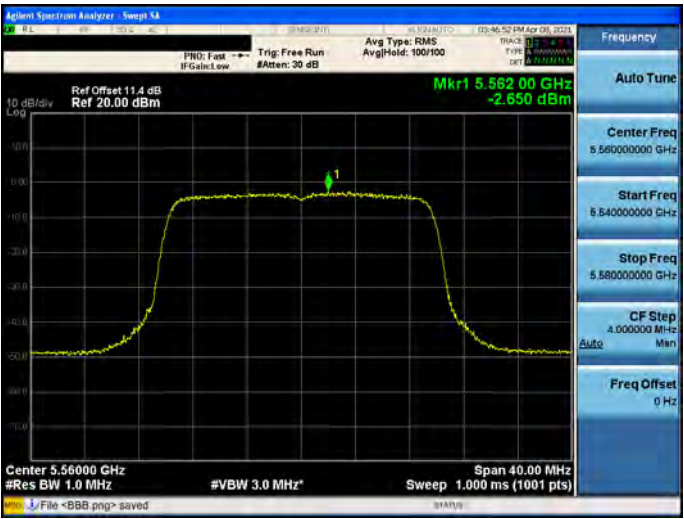
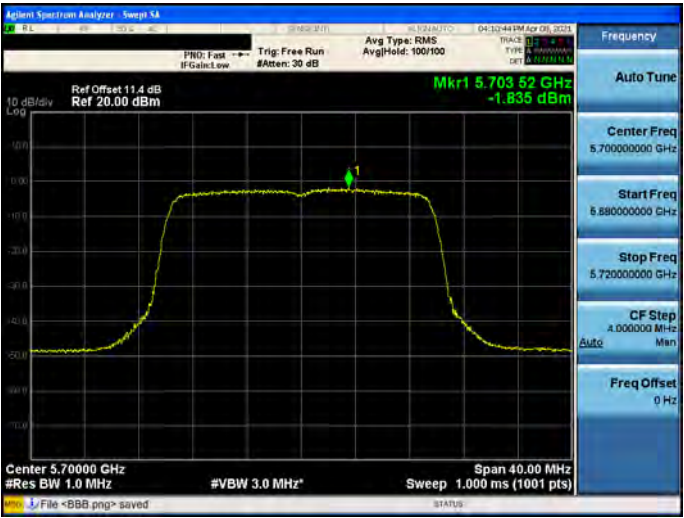


Mode 6: IEEE 802.11ax 20 MHz Continuous TX mode_ANT-3	
5180 MHz	
5200 MHz	
5240 MHz	



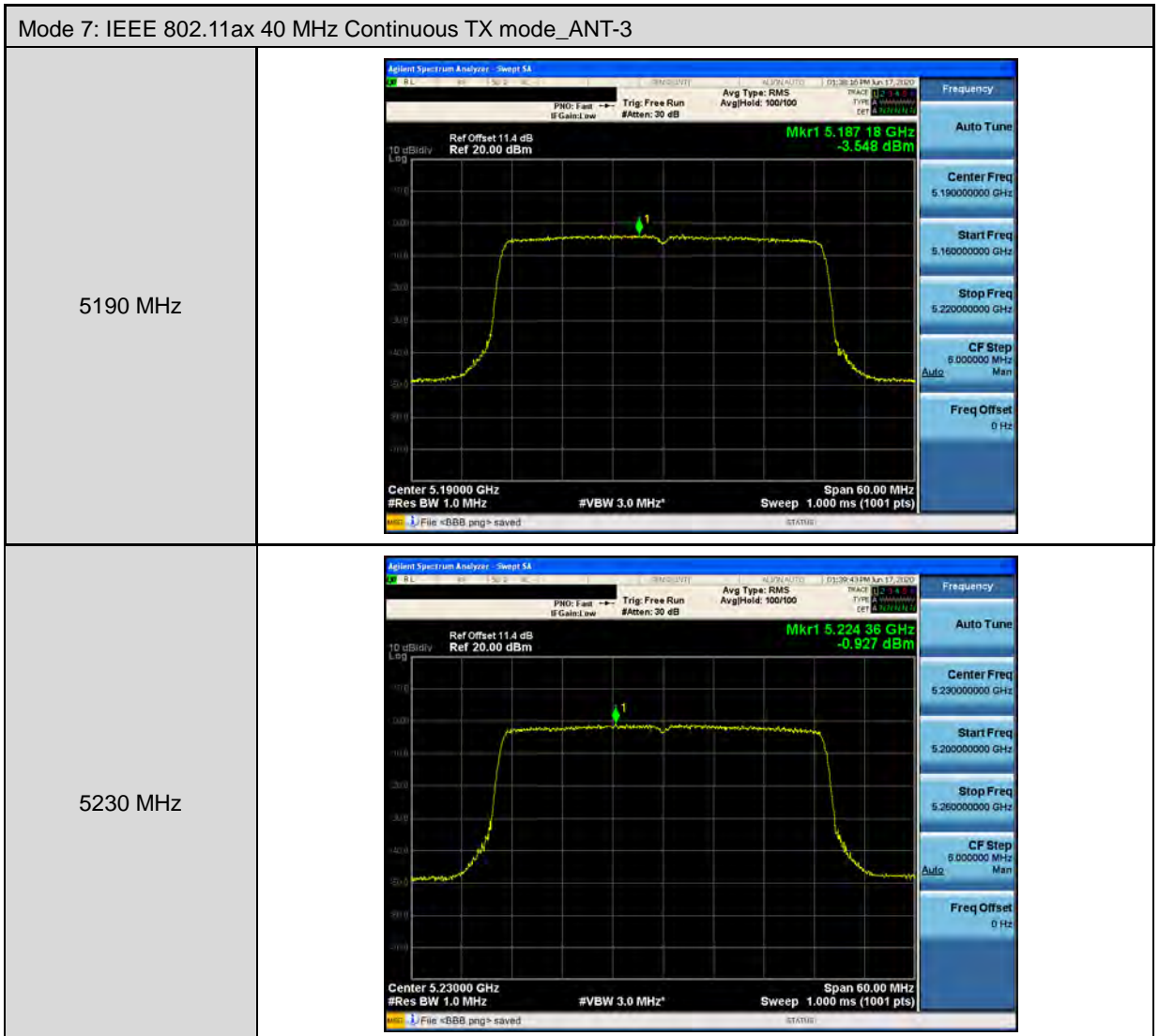
Mode 6: IEEE 802.11ax 20 MHz Continuous TX mode_ANT-3	
5260 MHz	
5280 MHz	
5320 MHz	



Mode 6: IEEE 802.11ax 20 MHz Continuous TX mode_ANT-3	
5500 MHz	
5560 MHz	
5700 MHz	



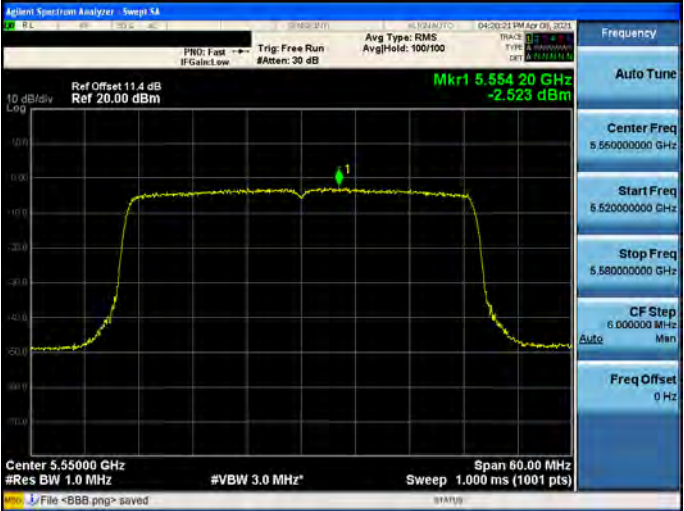

Mode 6: IEEE 802.11ax 20 MHz Continuous TX mode_ANT-3	
5745 MHz	<p>Agilent Spectrum Analyzer - Sweep 54 Ref Offset 11.4 dB Ref 20.00 dBm Mkr1 5.744 08 GHz -8.015 dBm Center 5.74500 GHz #Res BW 100 kHz #VBW 300 kHz Span 40.00 MHz Sweep 5.000 ms (1001 pts)</p>
5785 MHz	<p>Agilent Spectrum Analyzer - Sweep 54 Ref Offset 11.4 dB Ref 20.00 dBm Mkr1 5.781 48 GHz -8.578 dBm Center 5.78500 GHz #Res BW 100 kHz #VBW 300 kHz Span 40.00 MHz Sweep 5.000 ms (1001 pts)</p>
5825 MHz	<p>Agilent Spectrum Analyzer - Sweep 54 Ref Offset 11.4 dB Ref 20.00 dBm Mkr1 5.824 16 GHz -8.523 dBm Center 5.82500 GHz #Res BW 100 kHz #VBW 300 kHz Span 40.00 MHz Sweep 5.000 ms (1001 pts)</p>





Mode 7: IEEE 802.11ax 40 MHz Continuous TX mode_ANT-3	
5270 MHz	<p>Agilent Spectrum Analyzer Screenshot for 5270 MHz. The plot shows a signal centered at 5.270 GHz with a peak level of -3.046 dBm. The span is 60.00 MHz and the resolution bandwidth is 3.0 MHz. The reference level is 20.00 dBm.</p>
5310 MHz	<p>Agilent Spectrum Analyzer Screenshot for 5310 MHz. The plot shows a signal centered at 5.310 GHz with a peak level of -4.902 dBm. The span is 60.00 MHz and the resolution bandwidth is 3.0 MHz. The reference level is 20.00 dBm.</p>
5510 MHz	<p>Agilent Spectrum Analyzer Screenshot for 5510 MHz. The plot shows a signal centered at 5.510 GHz with a peak level of -3.542 dBm. The span is 60.00 MHz and the resolution bandwidth is 3.0 MHz. The reference level is 20.00 dBm.</p>

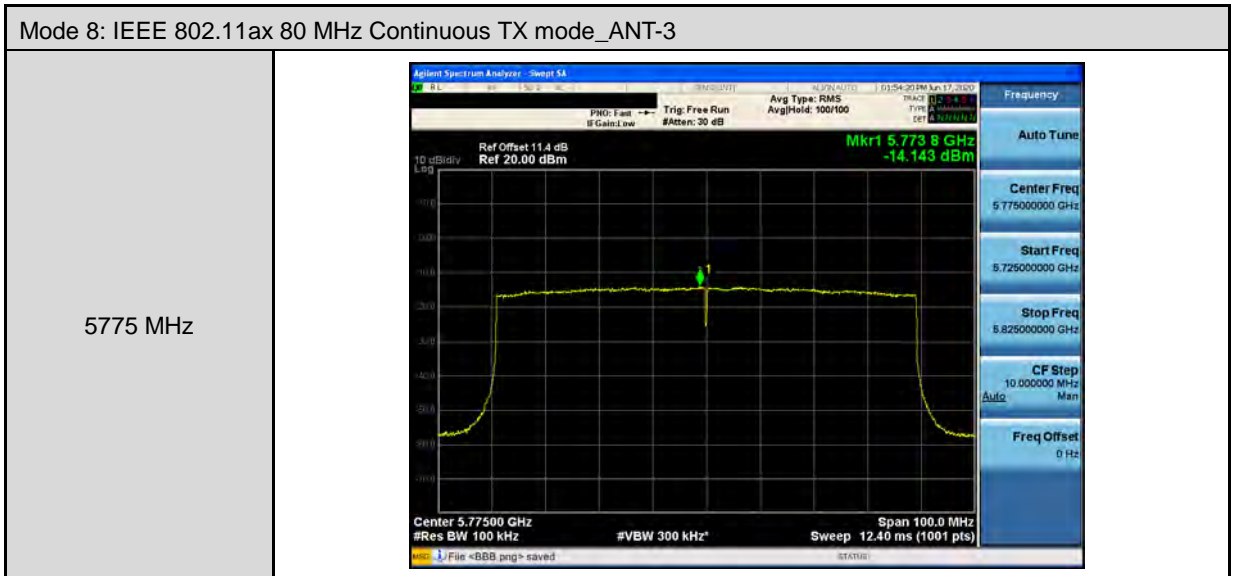


Mode 7: IEEE 802.11ax 40 MHz Continuous TX mode_ANT-3	
5550 MHz	 <p>Agilent Spectrum Analyzer Screenshot for 5550 MHz. The plot shows a signal centered at 5.55420 GHz with a power level of -2.523 dBm. The y-axis is 10 dB/div and the x-axis is 60.00 MHz span. Parameters include Res BW 1.0 MHz, #VBW 3.0 MHz, and Sweep 1.000 ms (1001 pts).</p>
5670 MHz	 <p>Agilent Spectrum Analyzer Screenshot for 5670 MHz. The plot shows a signal centered at 5.66670 GHz with a power level of -3.023 dBm. The y-axis is 10 dB/div and the x-axis is 60.00 MHz span. Parameters include Res BW 1.0 MHz, #VBW 3.0 MHz, and Sweep 1.000 ms (1001 pts).</p>





Mode 8: IEEE 802.11ax 80 MHz Continuous TX mode_ANT-3	
5210 MHz	<p>Agilent Spectrum Analyzer - Sweep 54 Ref Offset 11.4 dB Ref 20.00 dBm Mkr1 5.2073 GHz -7.244 dBm Center 5.21000 GHz #Res BW 1.0 MHz #VBW 3.0 MHz* Span 100.0 MHz Sweep 1.000 ms (1001 pts)</p>
5290 MHz	<p>Agilent Spectrum Analyzer - Sweep 54 Ref Offset 11.4 dB Ref 20.00 dBm Mkr1 5.2877 GHz -7.432 dBm Center 5.29000 GHz #Res BW 1.0 MHz #VBW 3.0 MHz* Span 100.0 MHz Sweep 1.000 ms (1001 pts)</p>
5530 MHz	<p>Agilent Spectrum Analyzer - Sweep 54 Ref Offset 11.4 dB Ref 20.00 dBm Mkr1 5.5358 GHz -7.586 dBm Center 5.53000 GHz #Res BW 1.0 MHz #VBW 3.0 MHz* Span 100.0 MHz Sweep 1.000 ms (1001 pts)</p>



--- END---