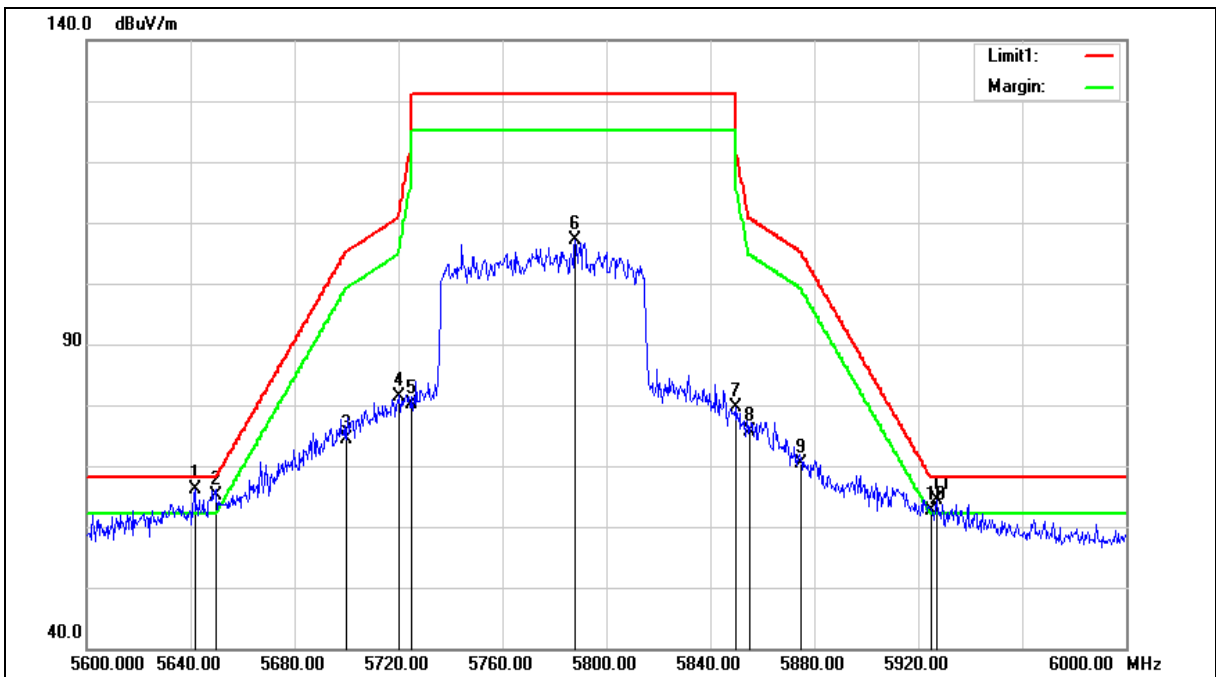




Standard:	FCC Part 15.407	Test Distance:	3m
Test item:	Band edge		
Frequency:	5775MHz		
Mode:	Mode 8		
Ant.Polar.:	Vertical		





Standard:	FCC Part 15.407	Test Distance:	3m
Test item:	Band edge		
Frequency:	5775MHz		
Mode:	Mode 8		
Ant.Polar.:	Vertical		

No.	Frequency (MHz)	Reading (dBuV)	Correct Factor (dB/m)	Result (dBuV/m)	Limit (dBuV/m)	Margin (dB)	Remark
1	5641.600	57.84	8.22	66.06	68.20	-2.14	peak
2	5650.000	56.80	8.24	65.04	68.20	-3.16	peak
3	5700.000	65.92	8.34	74.26	105.20	-30.94	peak
4	5720.000	73.01	8.38	81.39	110.80	-29.41	peak
5	5725.000	71.74	8.39	80.13	122.20	-42.07	peak
6	5788.000	98.51	8.51	107.02	--	--	peak
7	5850.000	70.90	8.63	79.53	122.20	-42.67	peak
8	5855.000	66.96	8.64	75.60	110.80	-35.20	peak
9	5875.000	61.78	8.69	70.47	105.20	-34.73	peak
10	5925.000	53.78	8.79	62.57	68.20	-5.63	peak
11	5927.200	55.52	8.80	64.32	68.20	-3.88	peak

Note:1.Result (dBuV/m) = Correct Factor (dB/m) + Reading(dBuV).

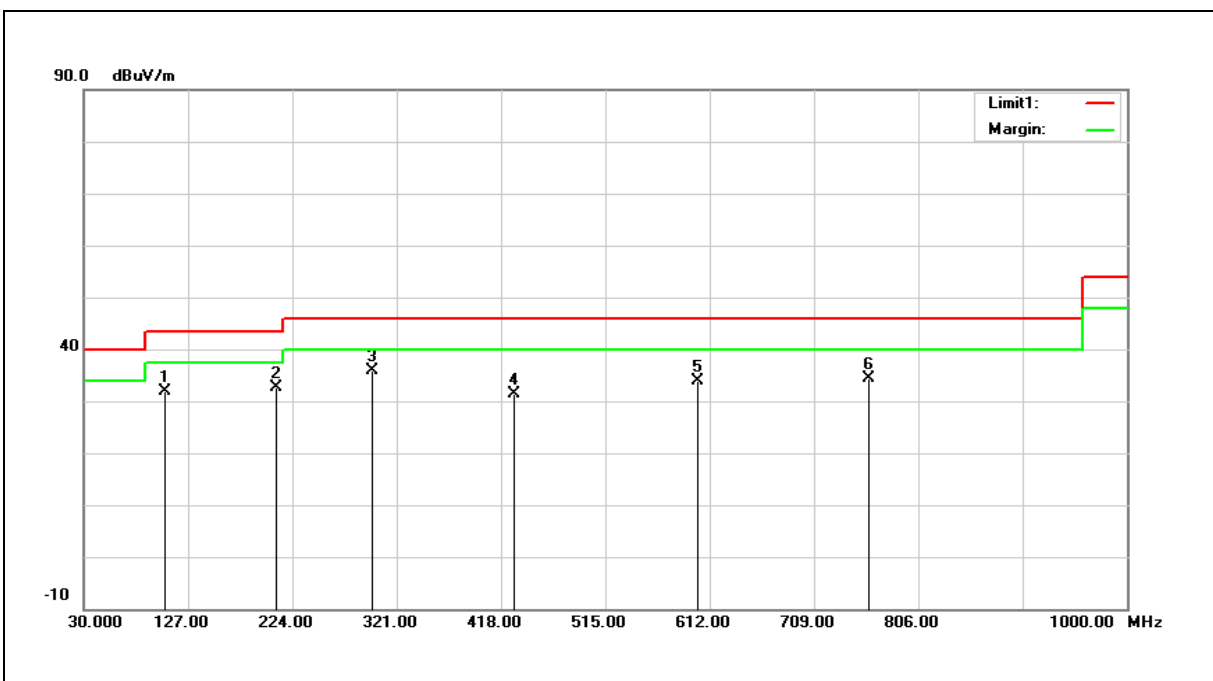
2.Correction factor (dB/m) = Antenna Factor (dB/m) + Cable loss (dB) – Pre-Amplifier gain (dB).

3.When the peak results are less than average limit, so not need to evaluate the average.

Beamforming on

Below 1 GHz

Standard:	FCC Part 15.407	Test Distance:	3m
Test item:	Radiated Emission		
Frequency:	5745 MHz		
Mode:	Mode 2		
Ant.Polar.:	Horizontal		



No.	Frequency (MHz)	Reading (dBuV)	Correct Factor (dB/m)	Result (dBuV/m)	Limit (dBuV/m)	Margin (dB)	Remark
1	105.6600	41.65	-9.88	31.77	43.50	-11.73	QP
2	208.4800	40.35	-7.69	32.66	43.50	-10.84	QP
3	297.7200	40.15	-4.26	35.89	46.00	-10.11	QP
4	430.6100	32.52	-1.25	31.27	46.00	-14.73	QP
5	600.3600	31.27	2.49	33.76	46.00	-12.24	QP
6	760.4100	28.98	5.33	34.31	46.00	-11.69	QP

Note:1.Result (dBuV/m) = Correct Factor (dB/m) + Reading(dBuV).

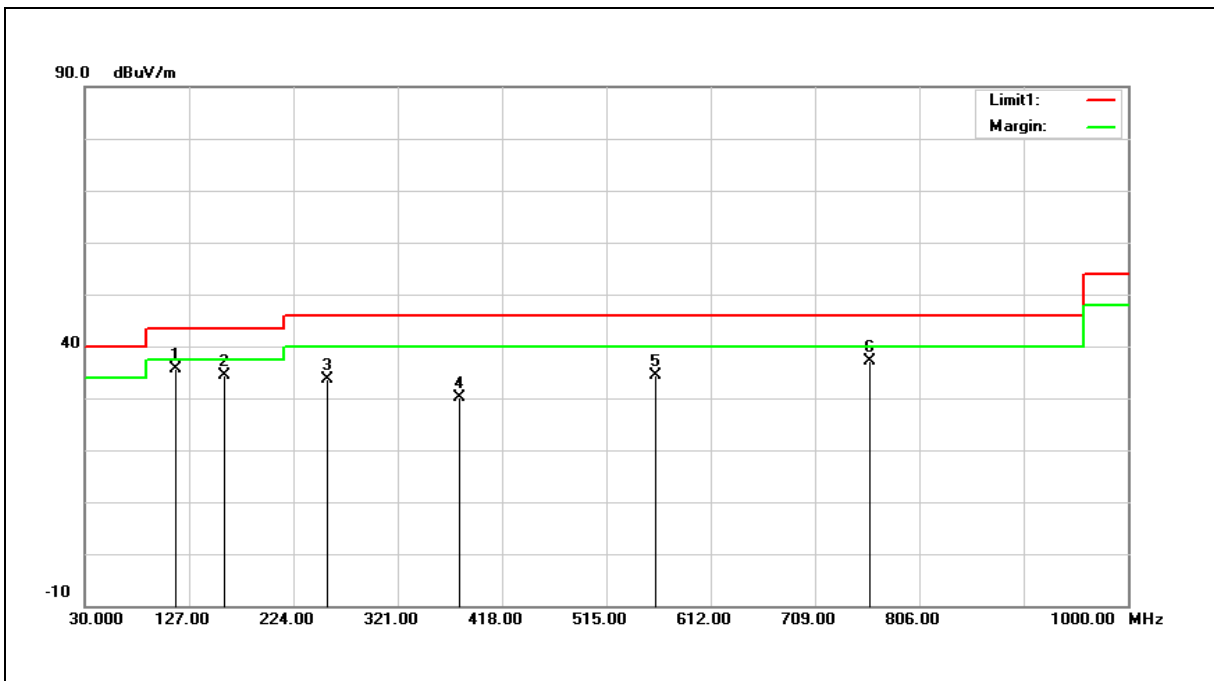
Example: 31.77= -9.88+41.65.

2.Correction factor (dB/m) = Antenna Factor (dB/m) + Cable loss (dB) – Pre-Amplifier gain (dB).

3.When the peak results are less than average limit, so not need to evaluate the average.



Standard:	FCC Part 15.407	Test Distance:	3m
Test item:	Radiated Emission		
Frequency:	5745 MHz		
Mode:	Mode 2		
Ant.Polar.:	Vertical		



No.	Frequency (MHz)	Reading (dBuV)	Correct Factor (dB/m)	Result (dBuV/m)	Limit (dBuV/m)	Margin (dB)	Remark
1	114.3900	44.62	-8.89	35.73	43.50	-7.77	QP
2	159.9800	39.68	-5.41	34.27	43.50	-9.23	QP
3	255.0400	39.32	-5.79	33.53	46.00	-12.47	QP
4	378.2300	32.89	-2.66	30.23	46.00	-15.77	QP
5	560.5900	33.05	1.35	34.40	46.00	-11.60	QP
6	760.4100	31.73	5.33	37.06	46.00	-8.94	QP

Note:1.Result (dBuV/m) = Correct Factor (dB/m) + Reading(dBuV).

Example: 35.73= -8.89+44.62.

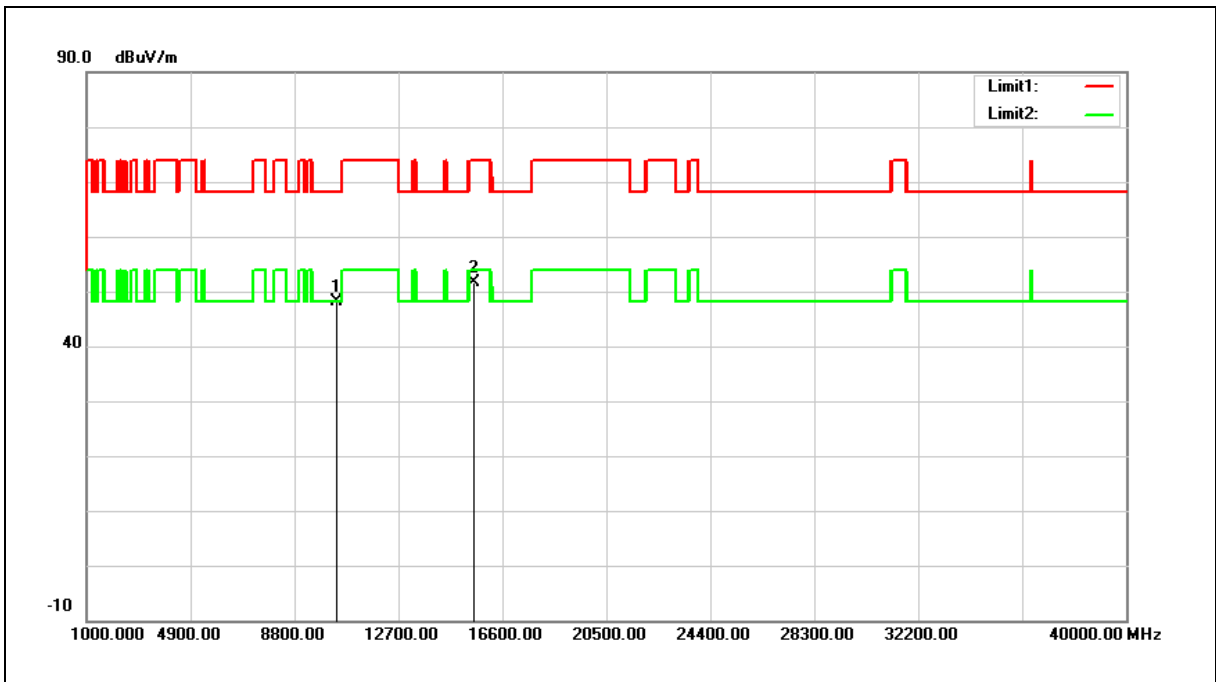
2.Correction factor (dB/m) = Antenna Factor (dB/m) + Cable loss (dB) – Pre-Amplifier gain (dB).

3.When the peak results are less than average limit, so not need to evaluate the average.



Above 1 GHz

Standard:	FCC Part 15.407	Test Distance:	3m
Test item:	Harmonic		
Frequency:	5180MHz		
Mode:	Mode 3		
Ant.Polar.:	Horizontal		



No.	Frequency (MHz)	Reading (dBuV)	Correct Factor (dB/m)	Result (dBuV/m)	Limit (dBuV/m)	Margin (dB)	Remark
1	10360.000	30.72	17.29	48.01	68.20	-20.19	peak
2	15540.000	30.77	20.75	51.52	74.00	-22.48	peak

Note:1.Result (dBuV/m) = Correct Factor (dB/m) + Reading(dBuV).

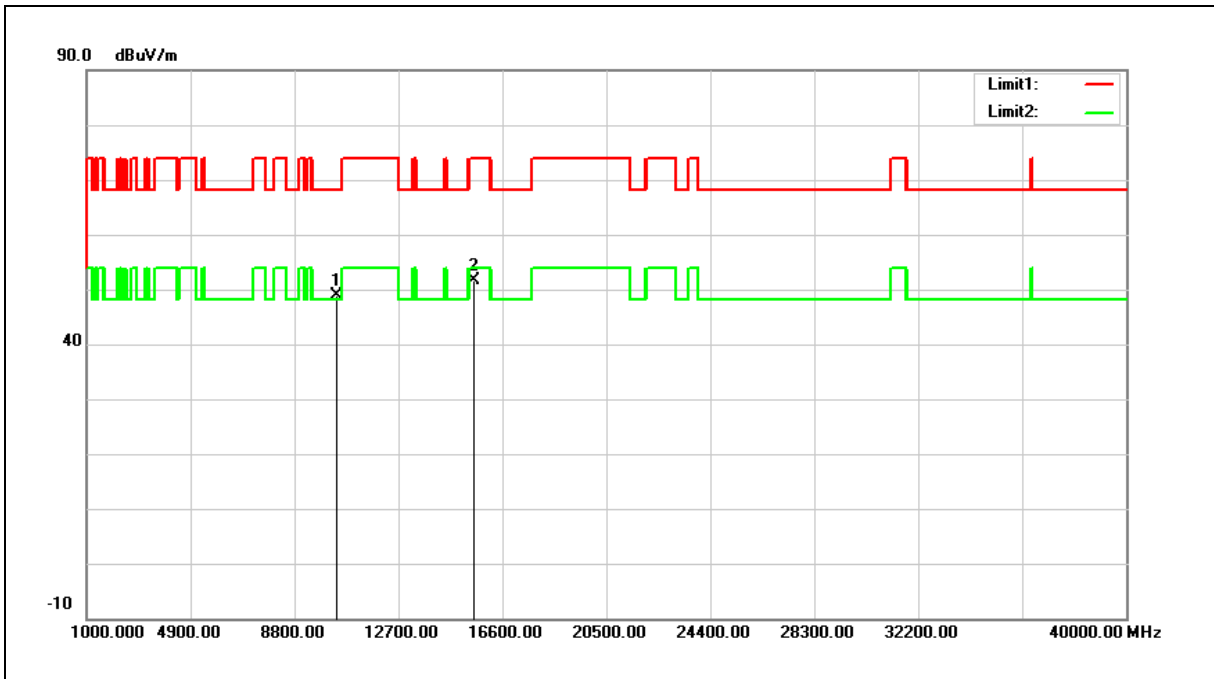
Example: 48.01= 17.29+30.72.

2.Correction factor (dB/m) = Antenna Factor (dB/m) + Cable loss (dB) – Pre-Amplifier gain (dB).

3.When the peak results are less than average limit, so not need to evaluate the average.



Standard:	FCC Part 15.407	Test Distance:	3m
Test item:	Harmonic		
Frequency:	5180MHz		
Mode:	Mode 3		
Ant.Polar.:	Vertical		



No.	Frequency (MHz)	Reading (dBuV)	Correct Factor (dB/m)	Result (dBuV/m)	Limit (dBuV/m)	Margin (dB)	Remark
1	10360.000	31.70	17.29	48.99	68.20	-19.21	peak
2	15540.000	30.90	20.75	51.65	74.00	-22.35	peak

Note: 1. Result (dBuV/m) = Correct Factor (dB/m) + Reading(dBuV).

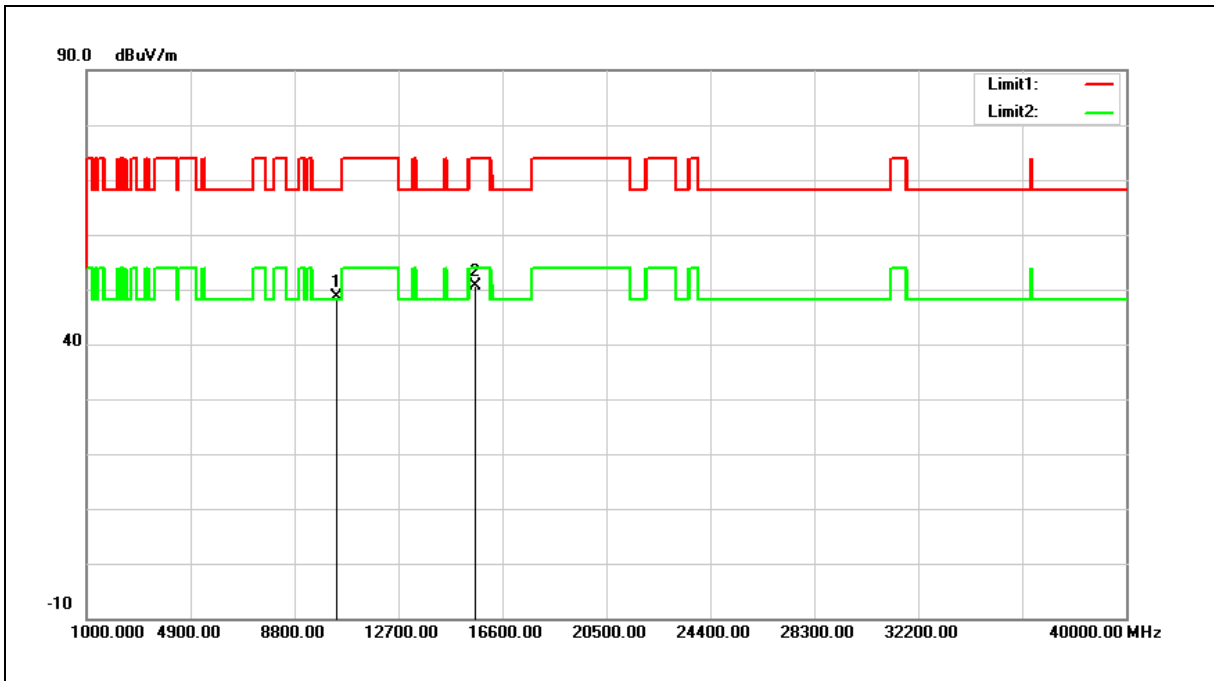
Example: 48.99= 17.29+31.70.

2. Correction factor (dB/m) = Antenna Factor (dB/m) + Cable loss (dB) – Pre-Amplifier gain (dB).

3. When the peak results are less than average limit, so not need to evaluate the average.



Standard:	FCC Part 15.407	Test Distance:	3m
Test item:	Harmonic		
Frequency:	5200MHz		
Mode:	Mode 3		
Ant.Polar.:	Horizontal		



No.	Frequency (MHz)	Reading (dBuV)	Correct Factor (dB/m)	Result (dBuV/m)	Limit (dBuV/m)	Margin (dB)	Remark
1	10400.000	31.15	17.40	48.55	68.20	-19.65	peak
2	15600.000	29.91	20.60	50.51	74.00	-23.49	peak

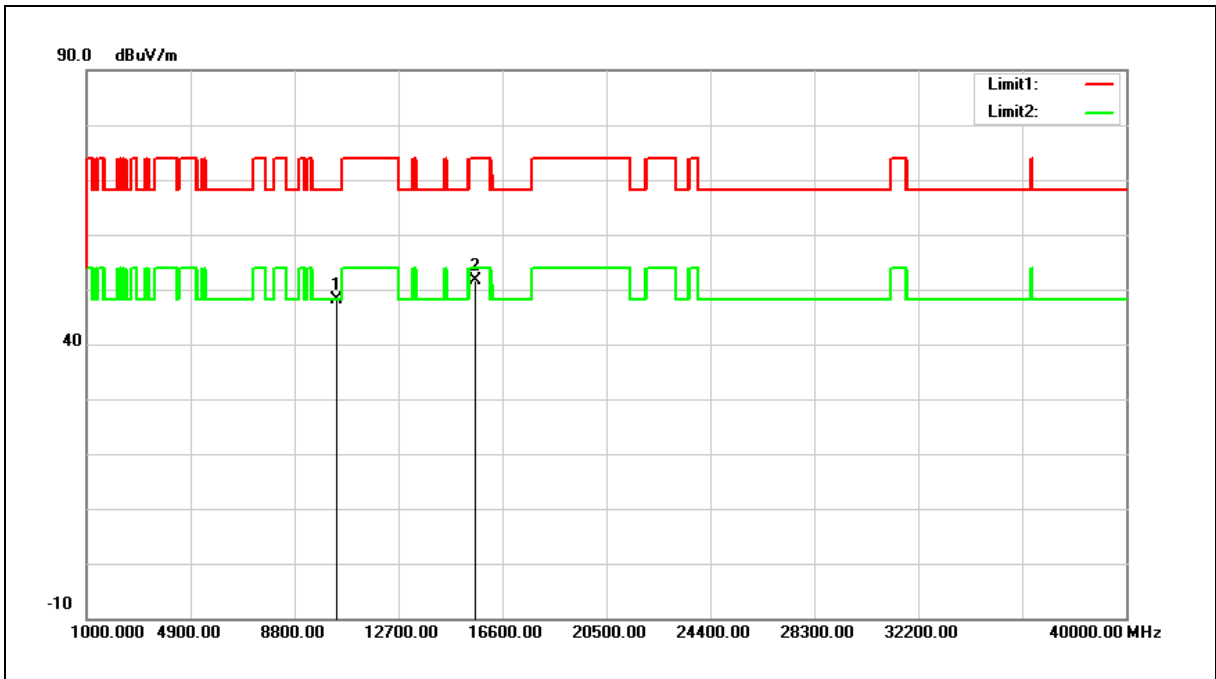
Note:1.Result (dBuV/m) = Correct Factor (dB/m) + Reading(dBuV).

2.Correction factor (dB/m) = Antenna Factor (dB/m) + Cable loss (dB) – Pre-Amplifier gain (dB).

3.When the peak results are less than average limit, so not need to evaluate the average.



Standard:	FCC Part 15.407	Test Distance:	3m
Test item:	Harmonic		
Frequency:	5200MHz		
Mode:	Mode 3		
Ant.Polar.:	Vertical		



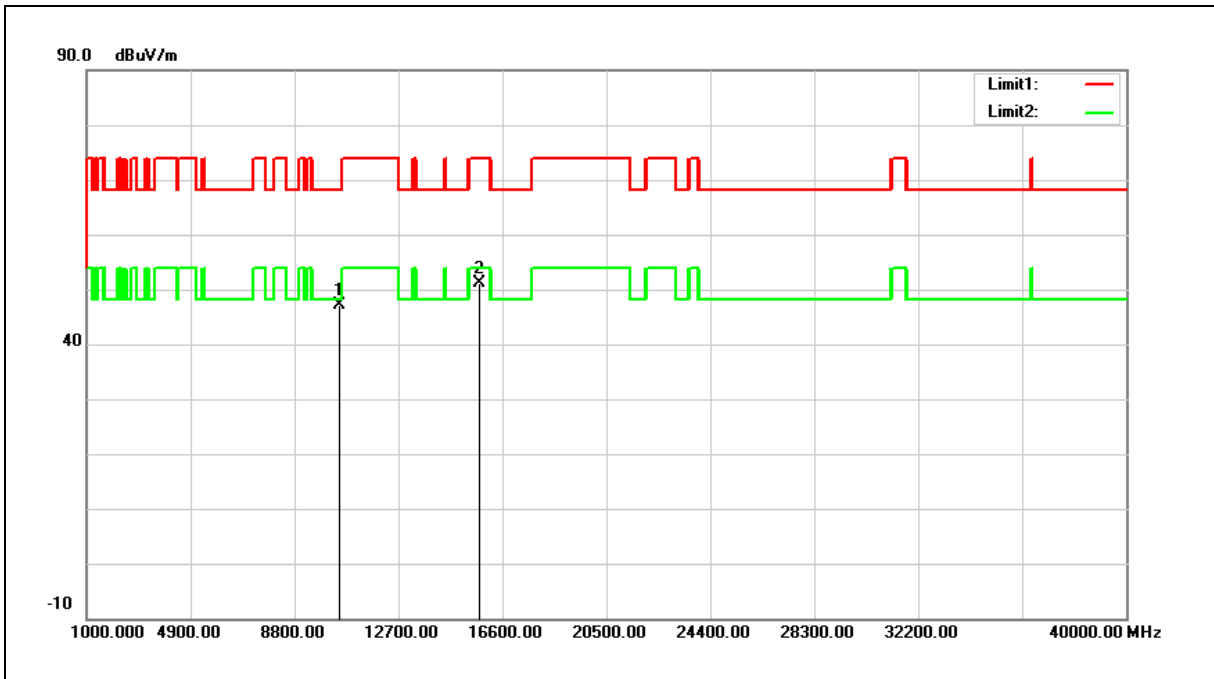
No.	Frequency (MHz)	Reading (dBuV)	Correct Factor (dB/m)	Result (dBuV/m)	Limit (dBuV/m)	Margin (dB)	Remark
1	10400.000	30.79	17.40	48.19	68.20	-20.01	peak
2	15600.000	31.08	20.60	51.68	74.00	-22.32	peak

Note:1.Result (dBuV/m) = Correct Factor (dB/m) + Reading(dBuV).

2.Correction factor (dB/m) = Antenna Factor (dB/m) + Cable loss (dB) – Pre-Amplifier gain (dB).

3.When the peak results are less than average limit, so not need to evaluate the average.

Standard:	FCC Part 15.407	Test Distance:	3m
Test item:	Harmonic		
Frequency:	5240MHz		
Mode:	Mode 3		
Ant.Polar.:	Horizontal		



No.	Frequency (MHz)	Reading (dBuV)	Correct Factor (dB/m)	Result (dBuV/m)	Limit (dBuV/m)	Margin (dB)	Remark
1	10480.000	29.60	17.64	47.24	68.20	-20.96	peak
2	15720.000	30.80	20.30	51.10	74.00	-22.90	peak

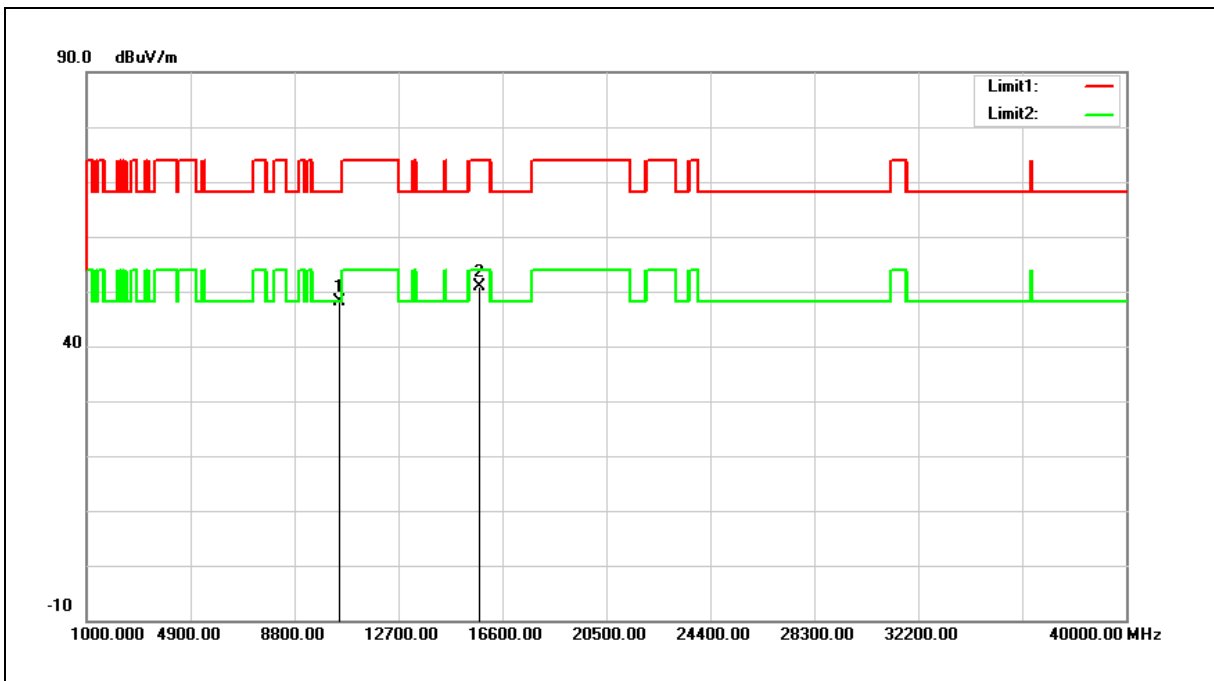
Note:1.Result (dBuV/m) = Correct Factor (dB/m) + Reading(dBuV).

2.Correction factor (dB/m) = Antenna Factor (dB/m) + Cable loss (dB) – Pre-Amplifier gain (dB).

3.When the peak results are less than average limit, so not need to evaluate the average.



Standard:	FCC Part 15.407	Test Distance:	3m
Test item:	Harmonic		
Frequency:	5240MHz		
Mode:	Mode 3		
Ant.Polar.:	Vertical		



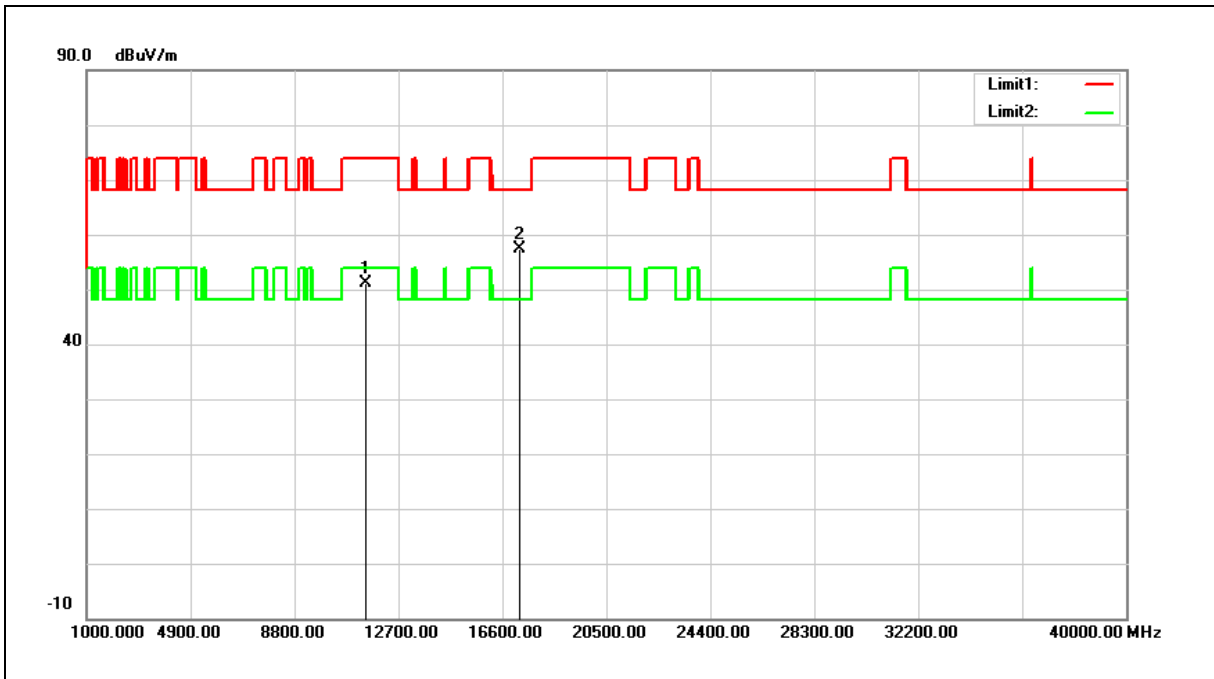
No.	Frequency (MHz)	Reading (dBuV)	Correct Factor (dB/m)	Result (dBuV/m)	Limit (dBuV/m)	Margin (dB)	Remark
1	10480.000	30.60	17.64	48.24	68.20	-19.96	peak
2	15720.000	30.59	20.30	50.89	74.00	-23.11	peak

Note:1.Result (dBuV/m) = Correct Factor (dB/m) + Reading(dBuV).

2.Correction factor (dB/m) = Antenna Factor (dB/m) + Cable loss (dB) – Pre-Amplifier gain (dB).

3.When the peak results are less than average limit, so not need to evaluate the average.

Standard:	FCC Part 15.407	Test Distance:	3m
Test item:	Harmonic		
Frequency:	5745MHz		
Mode:	Mode 3		
Ant.Polar.:	Horizontal		



No.	Frequency (MHz)	Reading (dBuV)	Correct Factor (dB/m)	Result (dBuV/m)	Limit (dBuV/m)	Margin (dB)	Remark
1	11490.000	31.64	19.45	51.09	74.00	-22.91	peak
2	17235.000	32.25	25.01	57.26	68.20	-10.94	peak

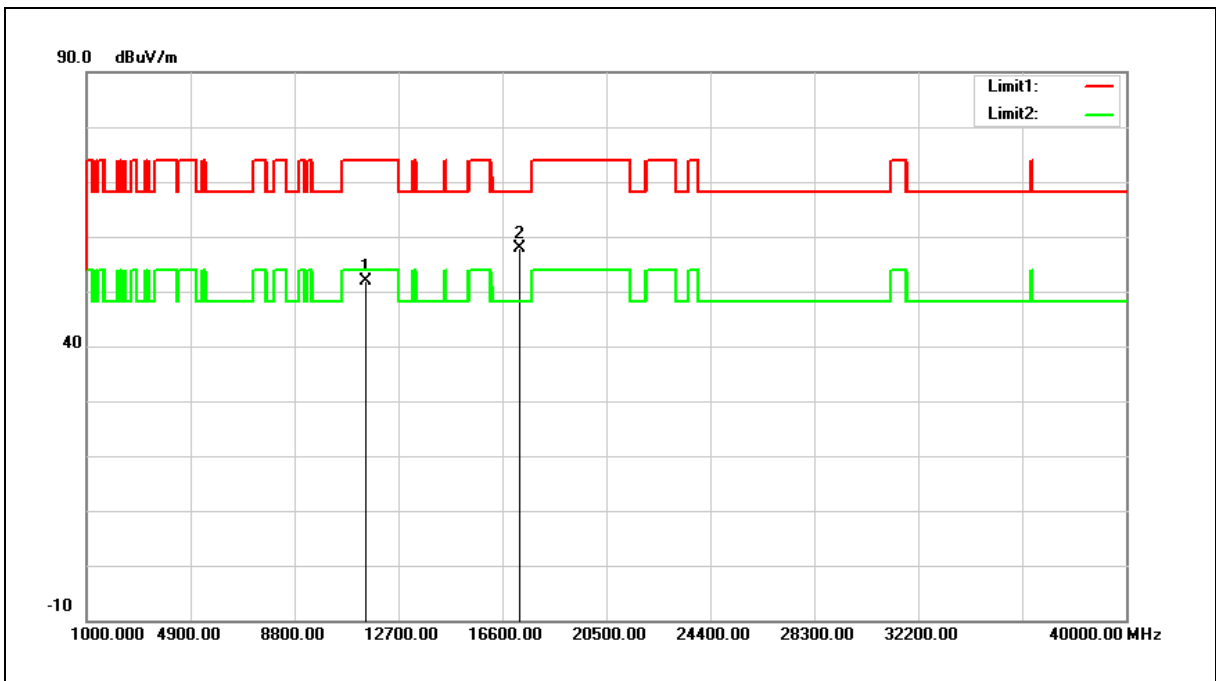
Note:1.Result (dBuV/m) = Correct Factor (dB/m) + Reading(dBuV).

2.Correction factor (dB/m) = Antenna Factor (dB/m) + Cable loss (dB) – Pre-Amplifier gain (dB).

3.When the peak results are less than average limit, so not need to evaluate the average.



Standard:	FCC Part 15.407	Test Distance:	3m
Test item:	Harmonic		
Frequency:	5745MHz		
Mode:	Mode 3		
Ant.Polar.:	Vertical		

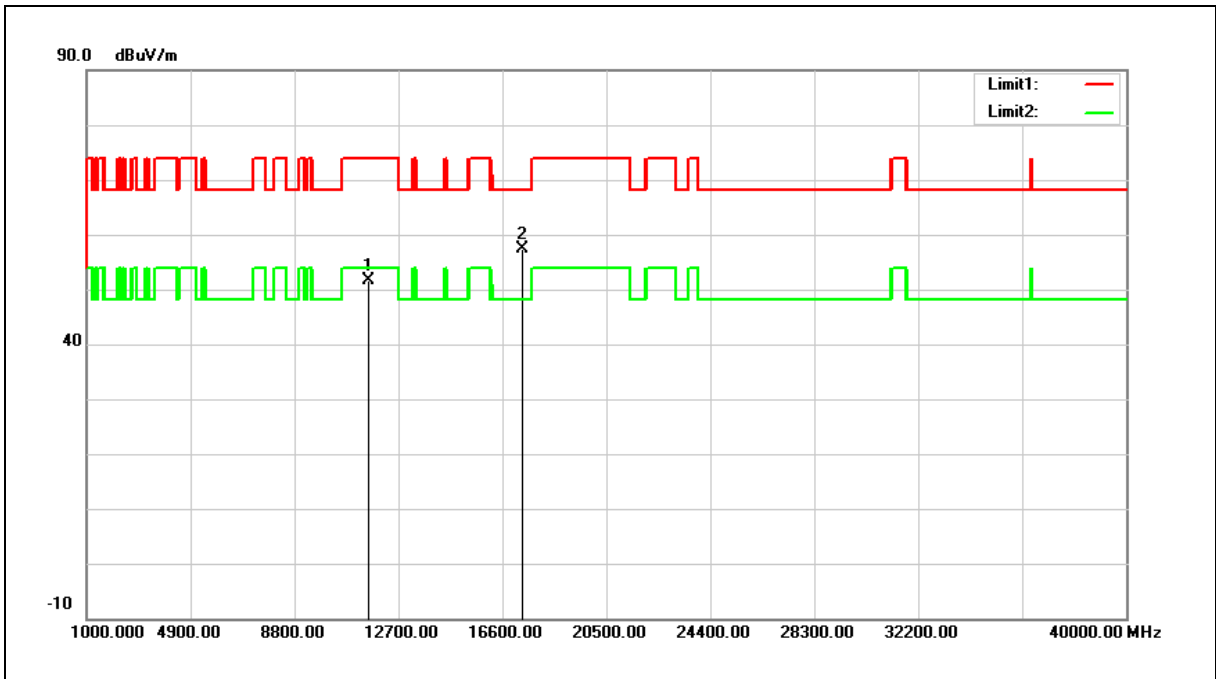


No.	Frequency (MHz)	Reading (dBuV)	Correct Factor (dB/m)	Result (dBuV/m)	Limit (dBuV/m)	Margin (dB)	Remark
1	11490.000	32.43	19.45	51.88	74.00	-22.12	peak
2	17235.000	32.91	25.01	57.92	68.20	-10.28	peak

- Note: 1. Result (dBuV/m) = Correct Factor (dB/m) + Reading(dBuV).
 2. Correction factor (dB/m) = Antenna Factor (dB/m) + Cable loss (dB) – Pre-Amplifier gain (dB).
 3. When the peak results are less than average limit, so not need to evaluate the average.



Standard:	FCC Part 15.407	Test Distance:	3m
Test item:	Harmonic		
Frequency:	5785MHz		
Mode:	Mode 3		
Ant.Polar.:	Horizontal		



No.	Frequency (MHz)	Reading (dBuV)	Correct Factor (dB/m)	Result (dBuV/m)	Limit (dBuV/m)	Margin (dB)	Remark
1	11570.000	32.32	19.39	51.71	74.00	-22.29	peak
2	17355.000	32.15	25.34	57.49	68.20	-10.71	peak

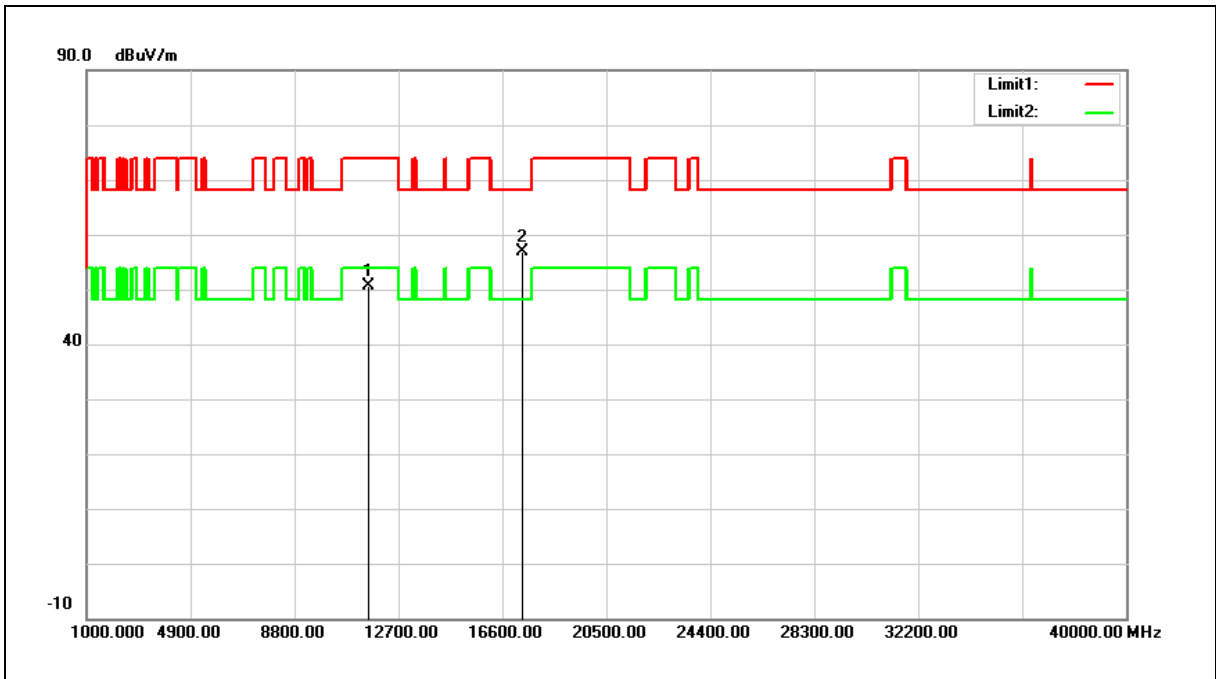
Note:1.Result (dBuV/m) = Correct Factor (dB/m) + Reading(dBuV).

2.Correction factor (dB/m) = Antenna Factor (dB/m) + Cable loss (dB) – Pre-Amplifier gain (dB).

3.When the peak results are less than average limit, so not need to evaluate the average.



Standard:	FCC Part 15.407	Test Distance:	3m
Test item:	Harmonic		
Frequency:	5785MHz		
Mode:	Mode 3		
Ant.Polar.:	Vertical		

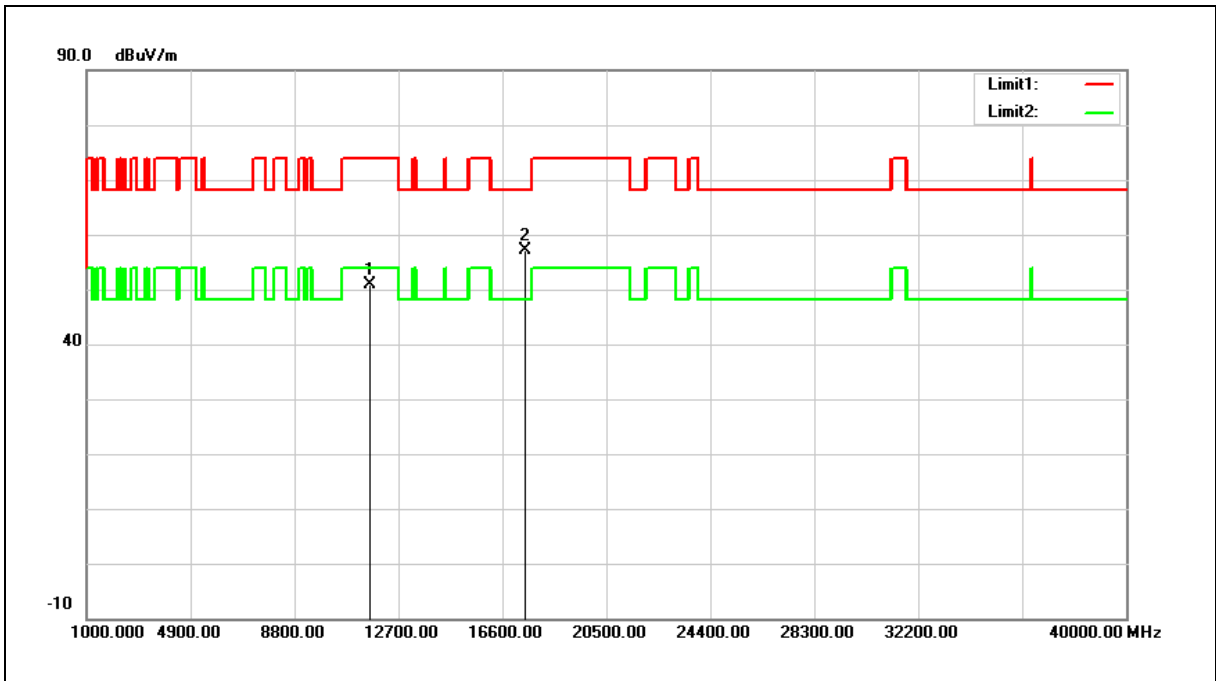


No.	Frequency (MHz)	Reading (dBuV)	Correct Factor (dB/m)	Result (dBuV/m)	Limit (dBuV/m)	Margin (dB)	Remark
1	11570.000	31.33	19.39	50.72	74.00	-23.28	peak
2	17355.000	31.64	25.34	56.98	68.20	-11.22	peak

- Note:1.Result (dBuV/m) = Correct Factor (dB/m) + Reading(dBuV).
 2.Correction factor (dB/m) = Antenna Factor (dB/m) + Cable loss (dB) – Pre-Amplifier gain (dB).
 3.When the peak results are less than average limit, so not need to evaluate the average.



Standard:	FCC Part 15.407	Test Distance:	3m
Test item:	Harmonic		
Frequency:	5825MHz		
Mode:	Mode 3		
Ant.Polar.:	Horizontal		



No.	Frequency (MHz)	Reading (dBuV)	Correct Factor (dB/m)	Result (dBuV/m)	Limit (dBuV/m)	Margin (dB)	Remark
1	11650.000	31.49	19.32	50.81	74.00	-23.19	peak
2	17475.000	31.59	25.65	57.24	68.20	-10.96	peak

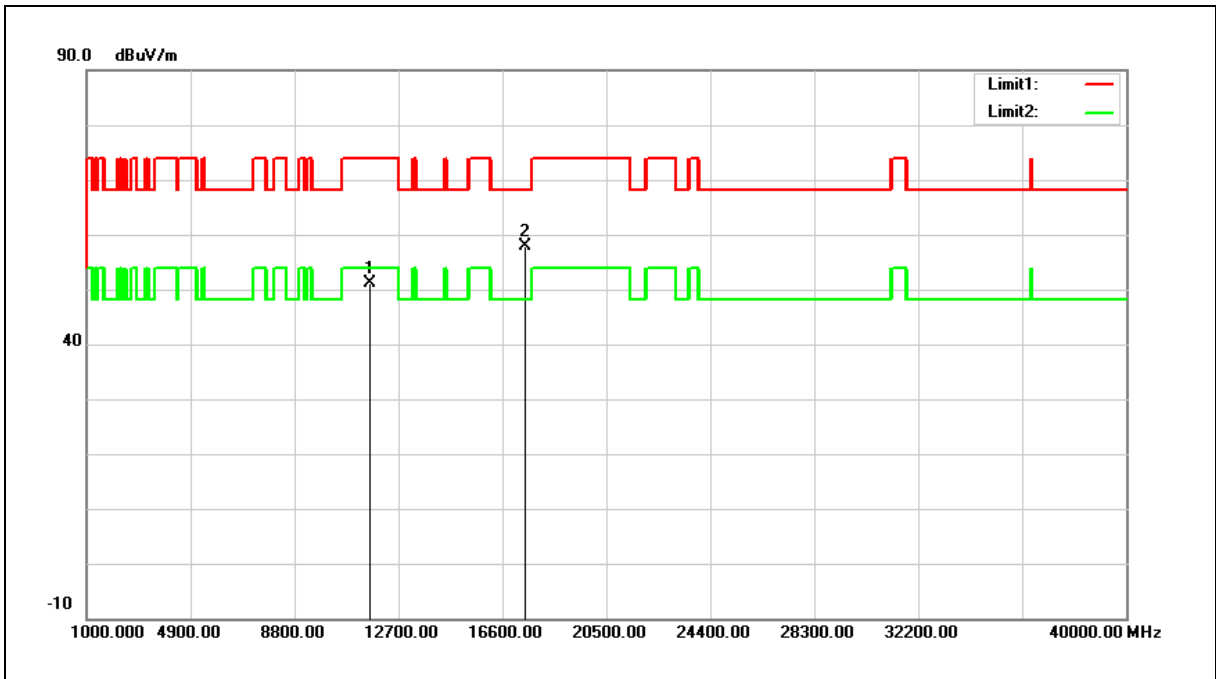
Note:1.Result (dBuV/m) = Correct Factor (dB/m) + Reading(dBuV).

2.Correction factor (dB/m) = Antenna Factor (dB/m) + Cable loss (dB) – Pre-Amplifier gain (dB).

3.When the peak results are less than average limit, so not need to evaluate the average.



Standard:	FCC Part 15.407	Test Distance:	3m
Test item:	Harmonic		
Frequency:	5825MHz		
Mode:	Mode 3		
Ant.Polar.:	Vertical		

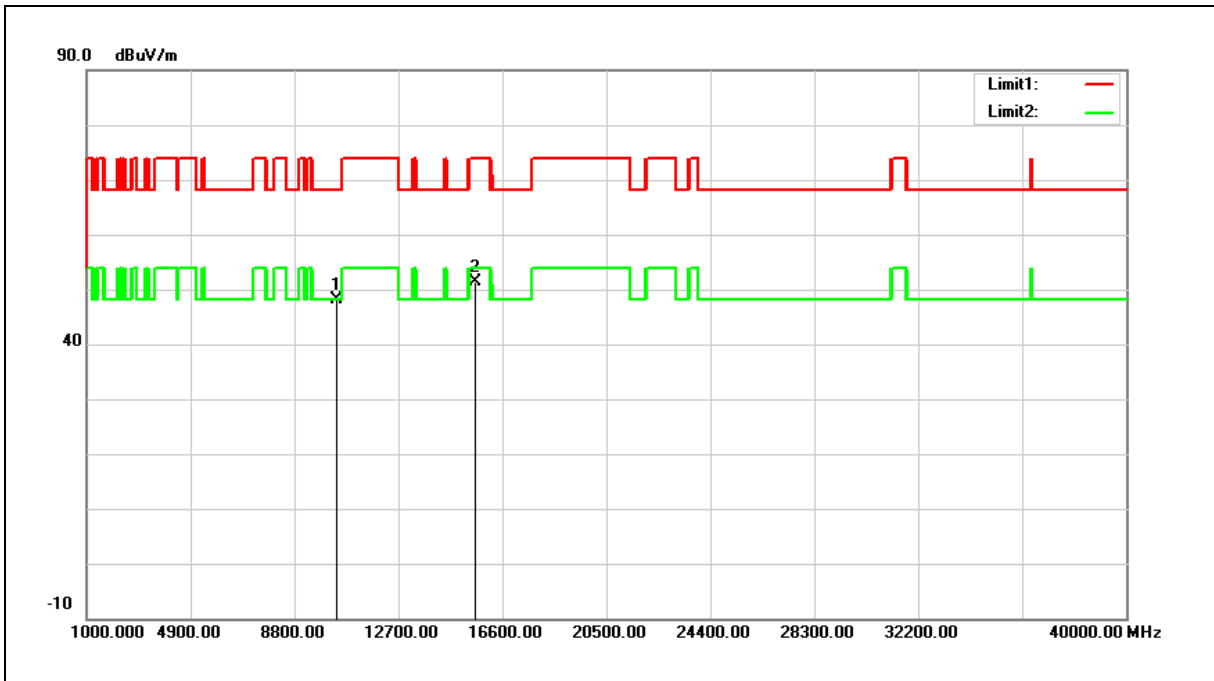


No.	Frequency (MHz)	Reading (dBuV)	Correct Factor (dB/m)	Result (dBuV/m)	Limit (dBuV/m)	Margin (dB)	Remark
1	11650.000	31.71	19.32	51.03	74.00	-22.97	peak
2	17475.000	32.14	25.65	57.79	68.20	-10.41	peak

- Note:1.Result (dBuV/m) = Correct Factor (dB/m) + Reading(dBuV).
 2.Correction factor (dB/m) = Antenna Factor (dB/m) + Cable loss (dB) – Pre-Amplifier gain (dB).
 3.When the peak results are less than average limit, so not need to evaluate the average.



Standard:	FCC Part 15.407	Test Distance:	3m
Test item:	Harmonic		
Frequency:	5190MHz		
Mode:	Mode 4		
Ant.Polar.:	Horizontal		



No.	Frequency (MHz)	Reading (dBuV)	Correct Factor (dB/m)	Result (dBuV/m)	Limit (dBuV/m)	Margin (dB)	Remark
1	10380.000	30.72	17.35	48.07	68.20	-20.13	peak
2	15570.000	30.60	20.68	51.28	74.00	-22.72	peak

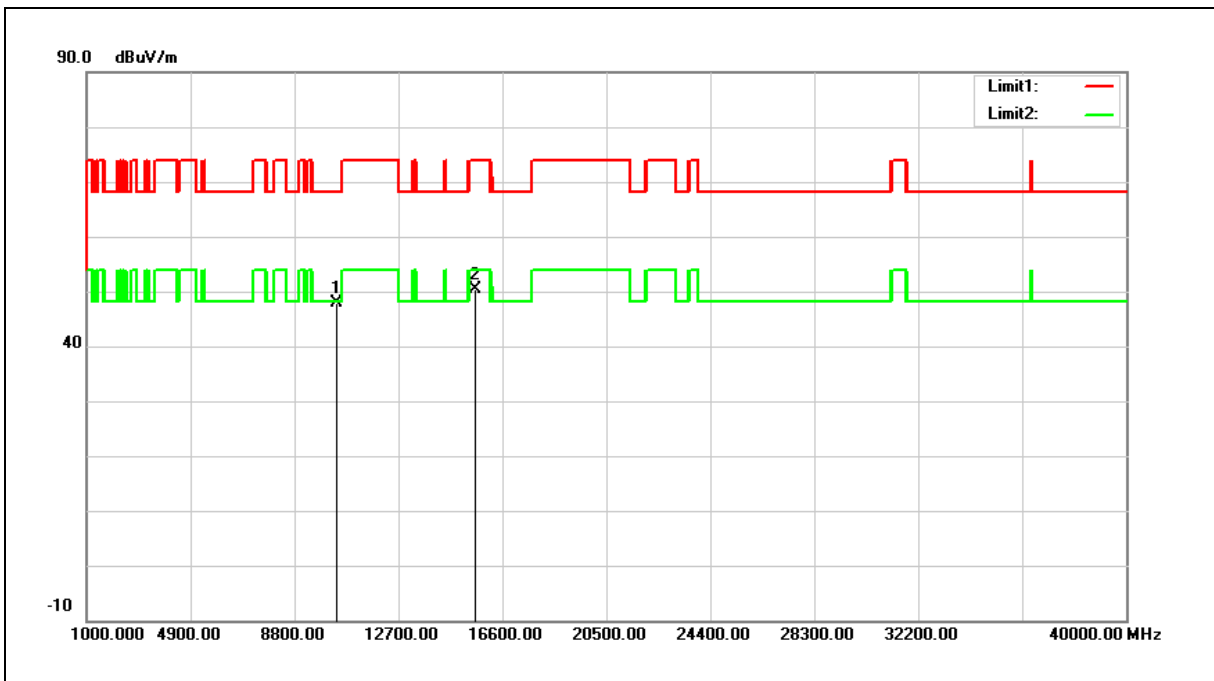
Note:1.Result (dBuV/m) = Correct Factor (dB/m) + Reading(dBuV).

2.Correction factor (dB/m) = Antenna Factor (dB/m) + Cable loss (dB) – Pre-Amplifier gain (dB).

3.When the peak results are less than average limit, so not need to evaluate the average.



Standard:	FCC Part 15.407	Test Distance:	3m
Test item:	Harmonic		
Frequency:	5190MHz		
Mode:	Mode 4		
Ant.Polar.:	Vertical		

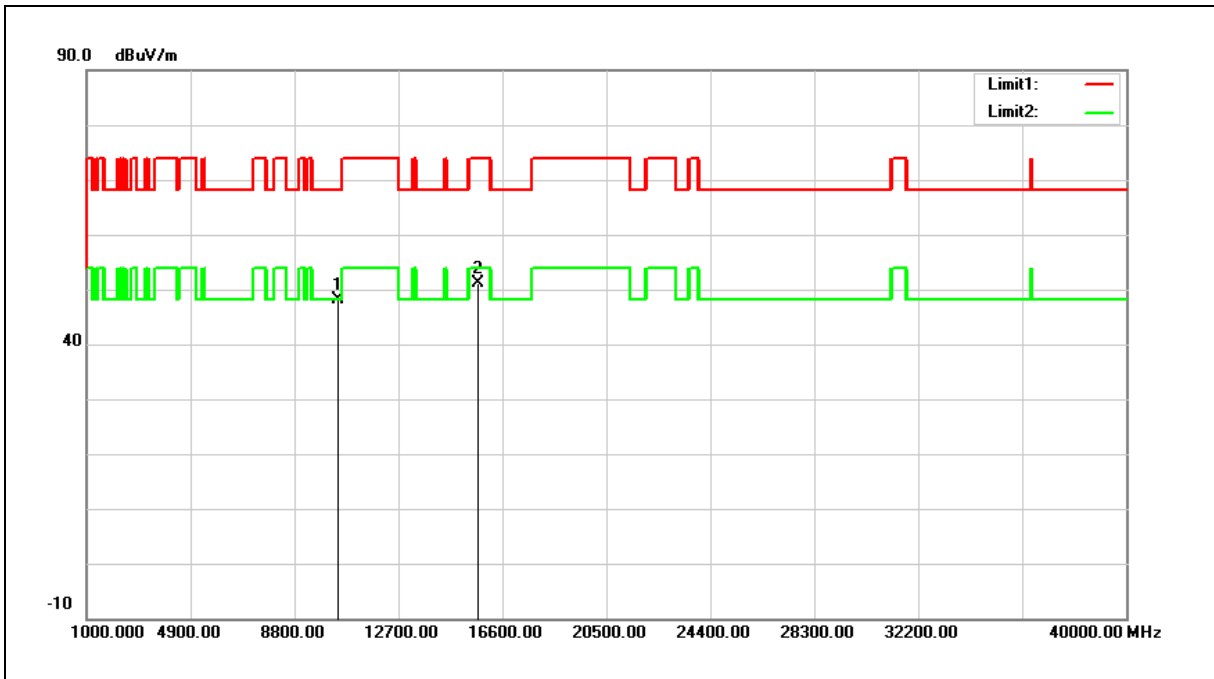


No.	Frequency (MHz)	Reading (dBuV)	Correct Factor (dB/m)	Result (dBuV/m)	Limit (dBuV/m)	Margin (dB)	Remark
1	10380.000	30.43	17.35	47.78	68.20	-20.42	peak
2	15570.000	29.62	20.68	50.30	74.00	-23.70	peak

- Note:1.Result (dBuV/m) = Correct Factor (dB/m) + Reading(dBuV).
 2.Correction factor (dB/m) = Antenna Factor (dB/m) + Cable loss (dB) – Pre-Amplifier gain (dB).
 3.When the peak results are less than average limit, so not need to evaluate the average.



Standard:	FCC Part 15.407	Test Distance:	3m
Test item:	Harmonic		
Frequency:	5230MHz		
Mode:	Mode 4		
Ant.Polar.:	Horizontal		



No.	Frequency (MHz)	Reading (dBuV)	Correct Factor (dB/m)	Result (dBuV/m)	Limit (dBuV/m)	Margin (dB)	Remark
1	10460.000	30.54	17.59	48.13	68.20	-20.07	peak
2	15690.000	30.70	20.37	51.07	74.00	-22.93	peak

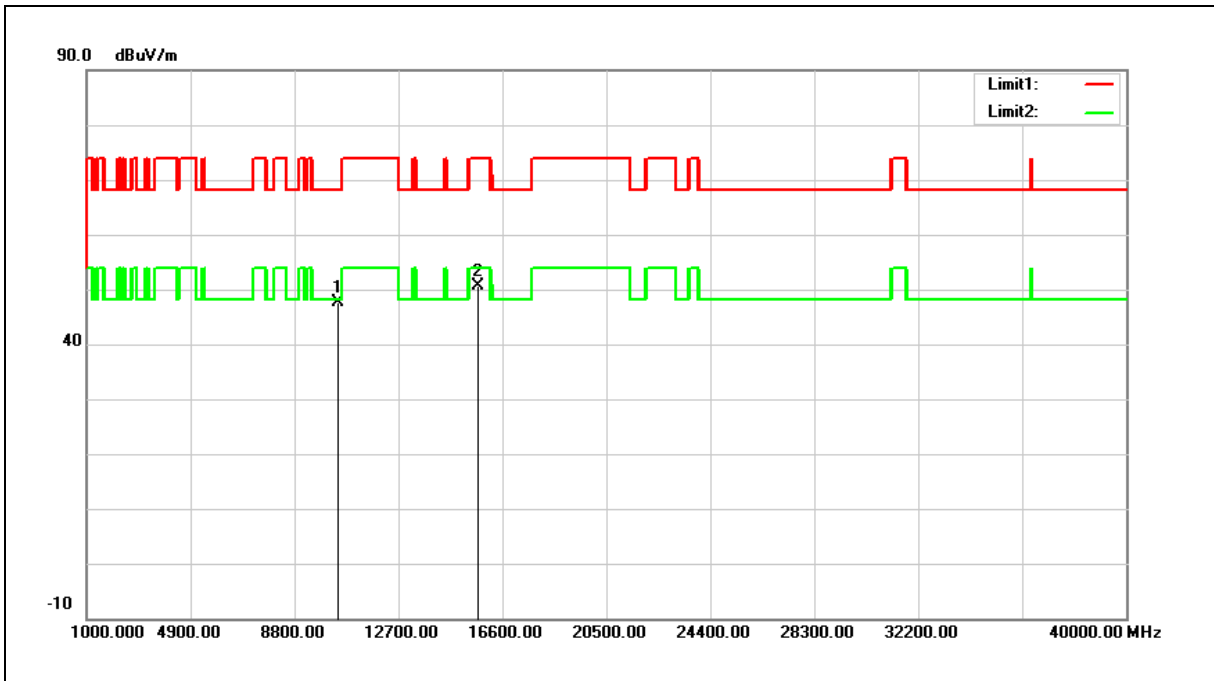
Note:1.Result (dBuV/m) = Correct Factor (dB/m) + Reading(dBuV).

2.Correction factor (dB/m) = Antenna Factor (dB/m) + Cable loss (dB) – Pre-Amplifier gain (dB).

3.When the peak results are less than average limit, so not need to evaluate the average.



Standard:	FCC Part 15.407	Test Distance:	3m
Test item:	Harmonic		
Frequency:	5230MHz		
Mode:	Mode 4		
Ant.Polar.:	Vertical		



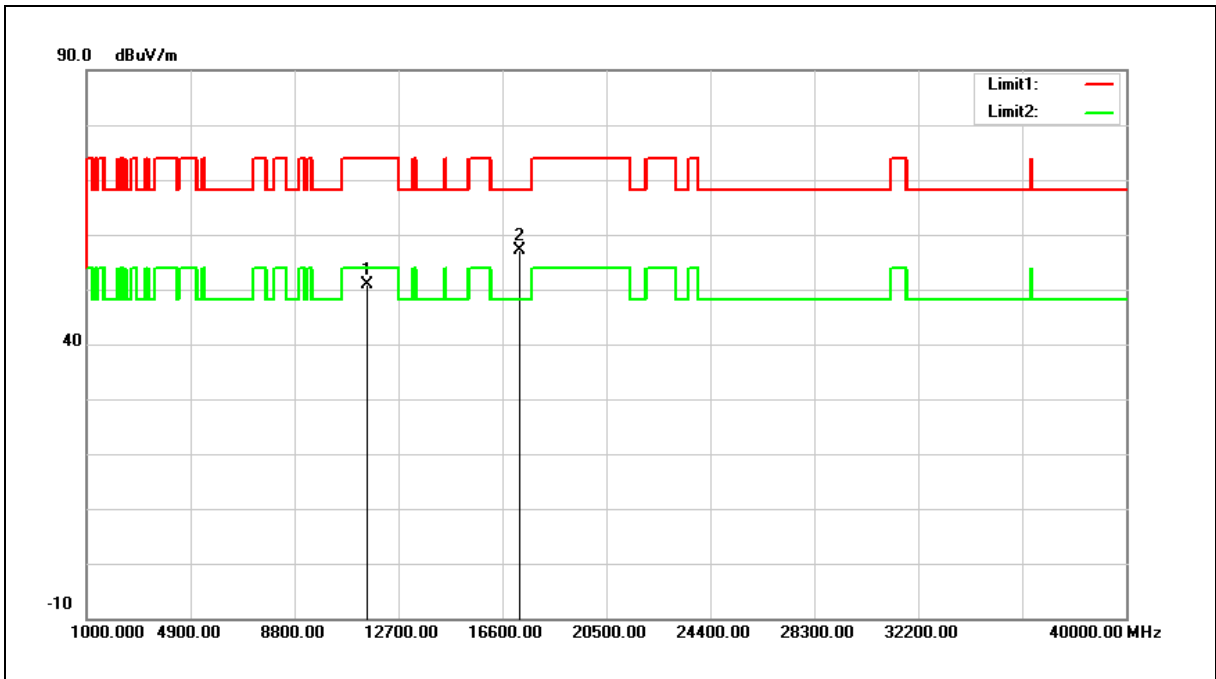
No.	Frequency (MHz)	Reading (dBuV)	Correct Factor (dB/m)	Result (dBuV/m)	Limit (dBuV/m)	Margin (dB)	Remark
1	10460.000	30.02	17.59	47.61	68.20	-20.59	peak
2	15690.000	30.18	20.37	50.55	74.00	-23.45	peak

Note:1.Result (dBuV/m) = Correct Factor (dB/m) + Reading(dBuV).

2.Correction factor (dB/m) = Antenna Factor (dB/m) + Cable loss (dB) – Pre-Amplifier gain (dB).

3.When the peak results are less than average limit, so not need to evaluate the average.

Standard:	FCC Part 15.407	Test Distance:	3m
Test item:	Harmonic		
Frequency:	5755MHz		
Mode:	Mode 4		
Ant.Polar.:	Horizontal		



No.	Frequency (MHz)	Reading (dBuV)	Correct Factor (dB/m)	Result (dBuV/m)	Limit (dBuV/m)	Margin (dB)	Remark
1	11510.000	31.41	19.46	50.87	74.00	-23.13	peak
2	17265.000	31.94	25.09	57.03	68.20	-11.17	peak

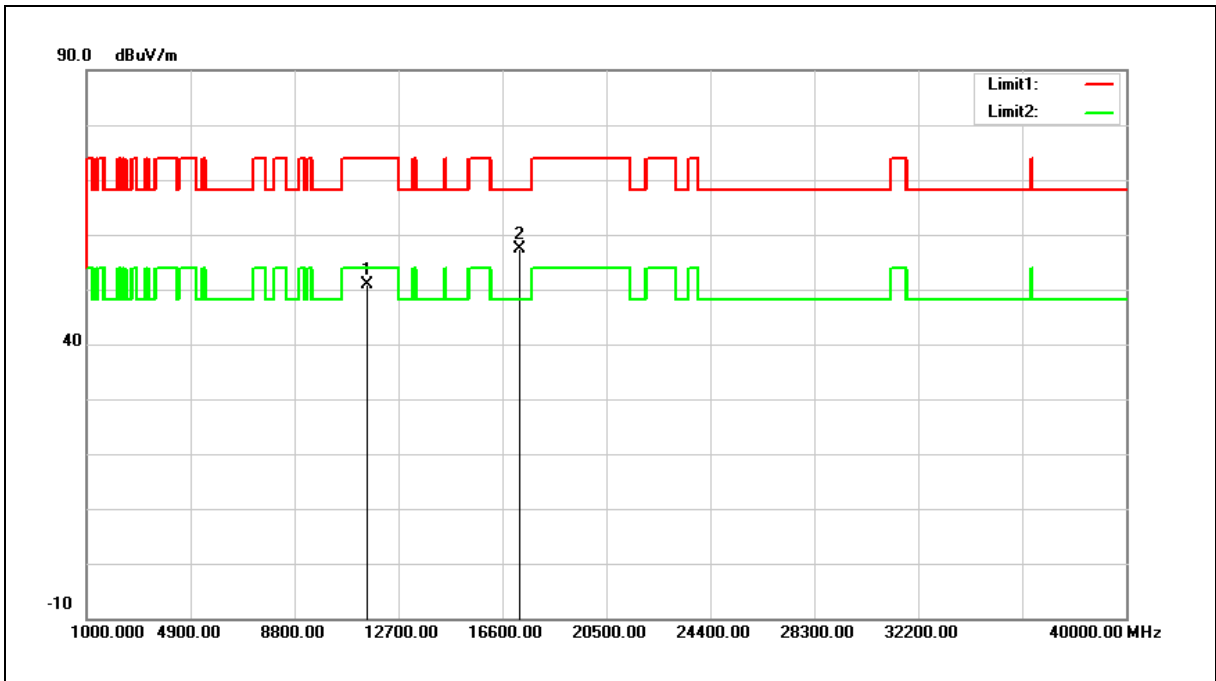
Note:1.Result (dBuV/m) = Correct Factor (dB/m) + Reading(dBuV).

2.Correction factor (dB/m) = Antenna Factor (dB/m) + Cable loss (dB) – Pre-Amplifier gain (dB).

3.When the peak results are less than average limit, so not need to evaluate the average.



Standard:	FCC Part 15.407	Test Distance:	3m
Test item:	Harmonic		
Frequency:	5755MHz		
Mode:	Mode 4		
Ant.Polar.:	Vertical		



No.	Frequency (MHz)	Reading (dBuV)	Correct Factor (dB/m)	Result (dBuV/m)	Limit (dBuV/m)	Margin (dB)	Remark
1	11510.000	31.50	19.46	50.96	74.00	-23.04	peak
2	17265.000	32.23	25.09	57.32	68.20	-10.88	peak

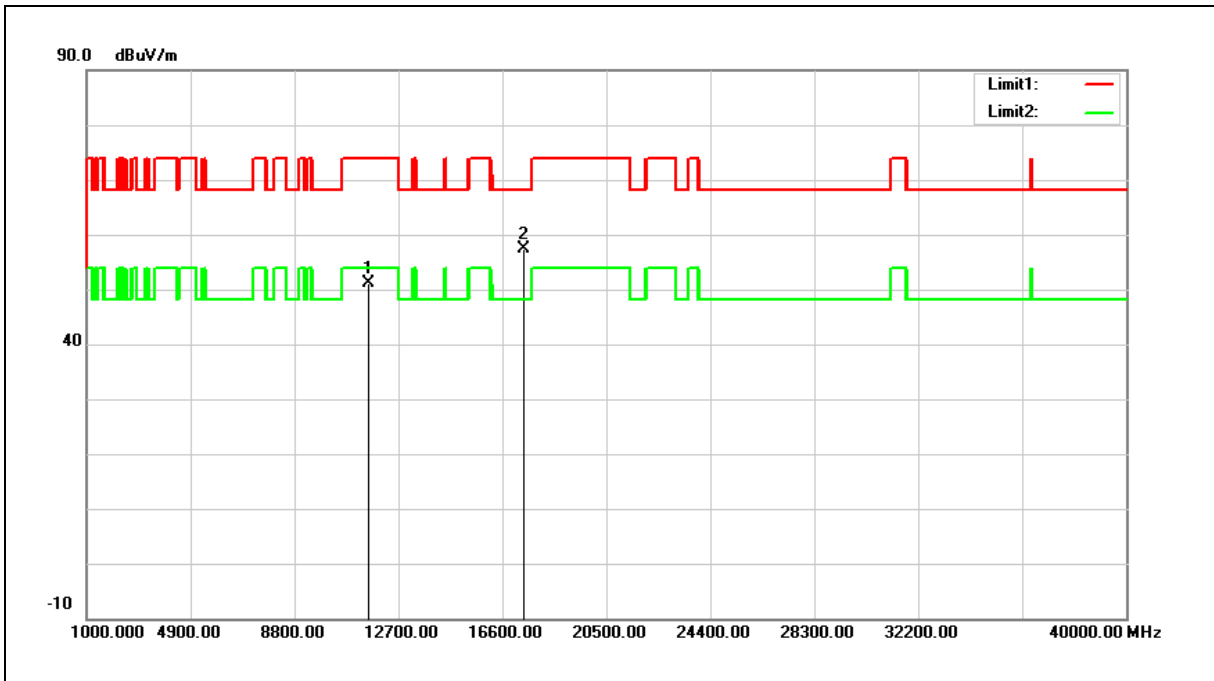
Note:1.Result (dBuV/m) = Correct Factor (dB/m) + Reading(dBuV).

2.Correction factor (dB/m) = Antenna Factor (dB/m) + Cable loss (dB) – Pre-Amplifier gain (dB).

3.When the peak results are less than average limit, so not need to evaluate the average.



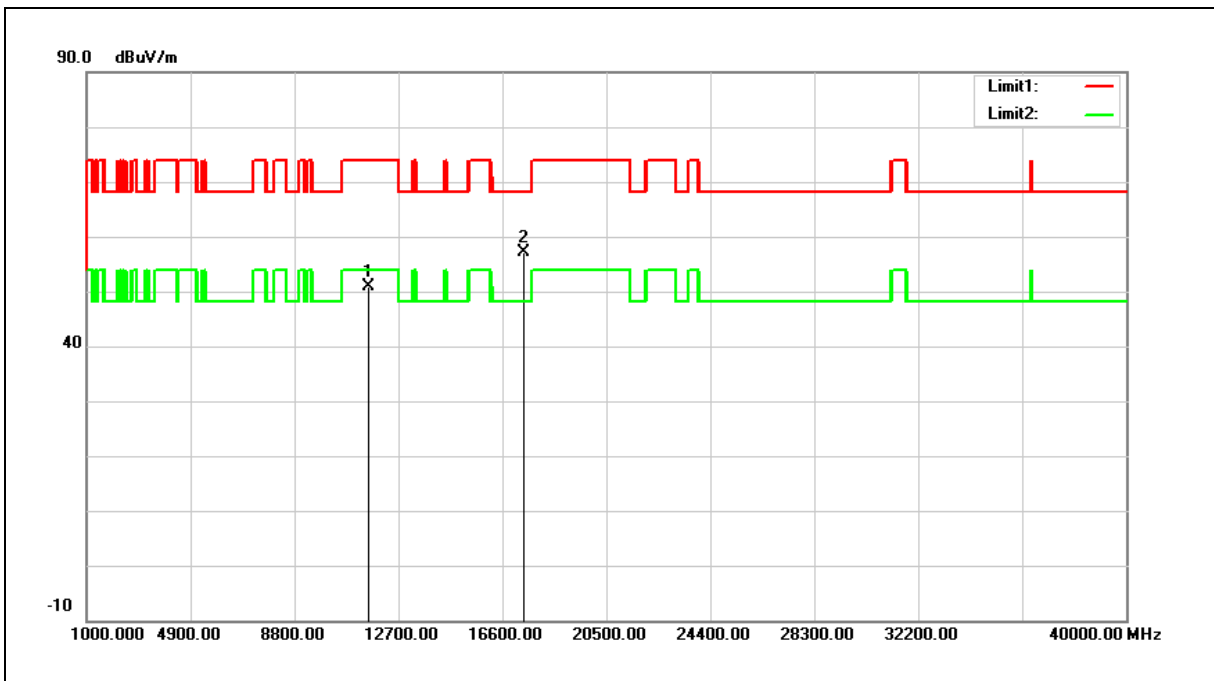
Standard:	FCC Part 15.407	Test Distance:	3m
Test item:	Harmonic		
Frequency:	5795MHz		
Mode:	Mode 4		
Ant.Polar.:	Horizontal		



No.	Frequency (MHz)	Reading (dBuV)	Correct Factor (dB/m)	Result (dBuV/m)	Limit (dBuV/m)	Margin (dB)	Remark
1	11590.000	31.81	19.38	51.19	74.00	-22.81	peak
2	17385.000	31.91	25.41	57.32	68.20	-10.88	peak

- Note: 1. Result (dBuV/m) = Correct Factor (dB/m) + Reading(dBuV).
 2. Correction factor (dB/m) = Antenna Factor (dB/m) + Cable loss (dB) – Pre-Amplifier gain (dB).
 3. When the peak results are less than average limit, so not need to evaluate the average.

Standard:	FCC Part 15.407	Test Distance:	3m
Test item:	Harmonic		
Frequency:	5795MHz		
Mode:	Mode 4		
Ant.Polar.:	Vertical		



No.	Frequency (MHz)	Reading (dBuV)	Correct Factor (dB/m)	Result (dBuV/m)	Limit (dBuV/m)	Margin (dB)	Remark
1	11590.000	31.39	19.38	50.77	74.00	-23.23	peak
2	17385.000	31.84	25.41	57.25	68.20	-10.95	peak

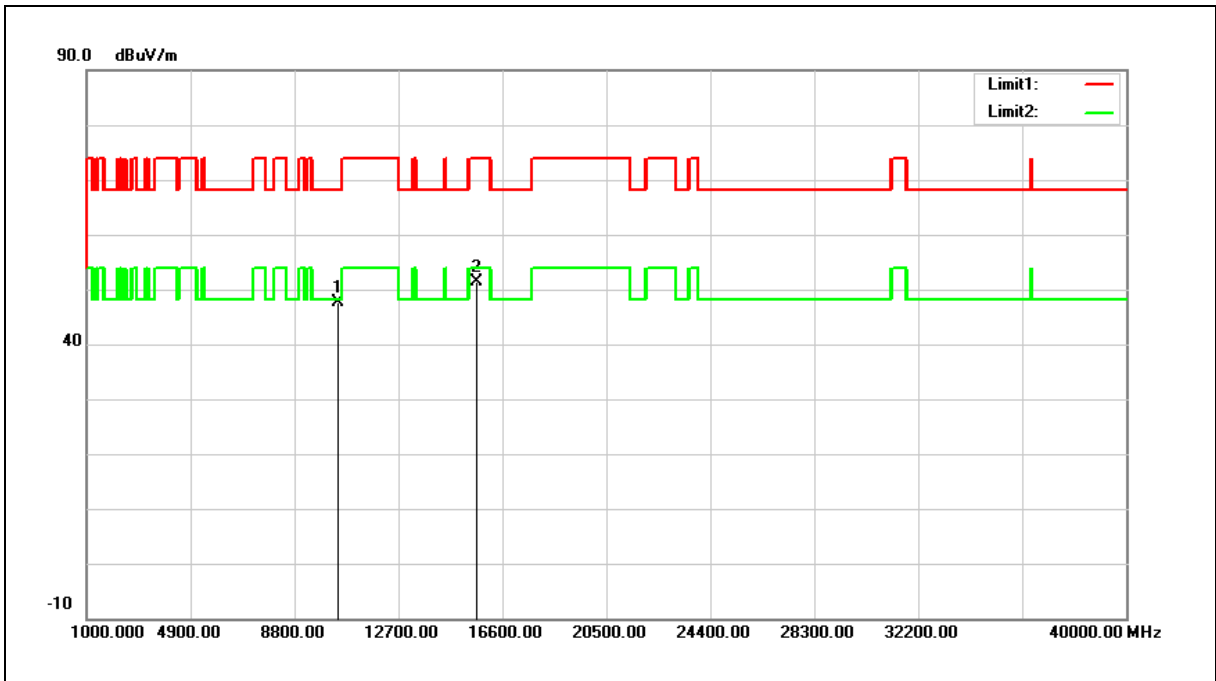
Note:1.Result (dBuV/m) = Correct Factor (dB/m) + Reading(dBuV).

2.Correction factor (dB/m) = Antenna Factor (dB/m) + Cable loss (dB) – Pre-Amplifier gain (dB).

3.When the peak results are less than average limit, so not need to evaluate the average.



Standard:	FCC Part 15.407	Test Distance:	3m
Test item:	Harmonic		
Frequency:	5210MHz		
Mode:	Mode 5		
Ant.Polar.:	Horizontal		



No.	Frequency (MHz)	Reading (dBuV)	Correct Factor (dB/m)	Result (dBuV/m)	Limit (dBuV/m)	Margin (dB)	Remark
1	10420.000	30.20	17.46	47.66	68.20	-20.54	peak
2	15630.000	30.94	20.53	51.47	74.00	-22.53	peak

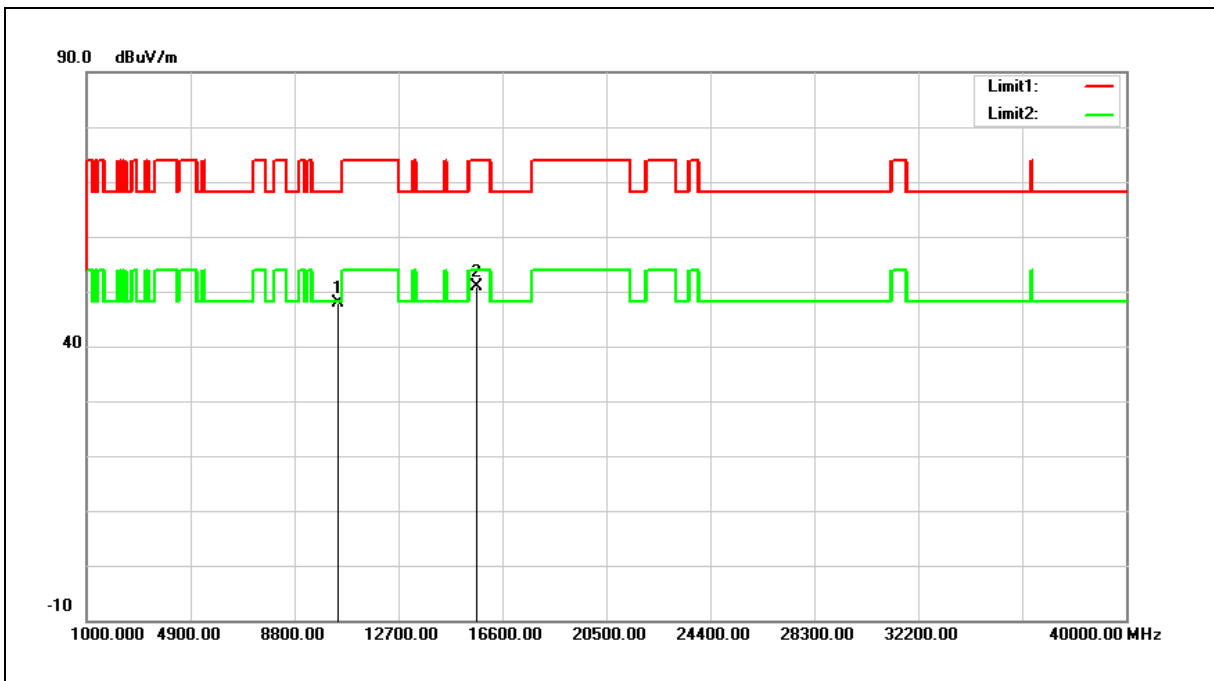
Note:1.Result (dBuV/m) = Correct Factor (dB/m) + Reading(dBuV).

2.Correction factor (dB/m) = Antenna Factor (dB/m) + Cable loss (dB) – Pre-Amplifier gain (dB).

3.When the peak results are less than average limit, so not need to evaluate the average.



Standard:	FCC Part 15.407	Test Distance:	3m
Test item:	Harmonic		
Frequency:	5210MHz		
Mode:	Mode 5		
Ant.Polar.:	Vertical		



No.	Frequency (MHz)	Reading (dBuV)	Correct Factor (dB/m)	Result (dBuV/m)	Limit (dBuV/m)	Margin (dB)	Remark
1	10420.000	30.35	17.46	47.81	68.20	-20.39	peak
2	15630.000	30.38	20.53	50.91	74.00	-23.09	peak

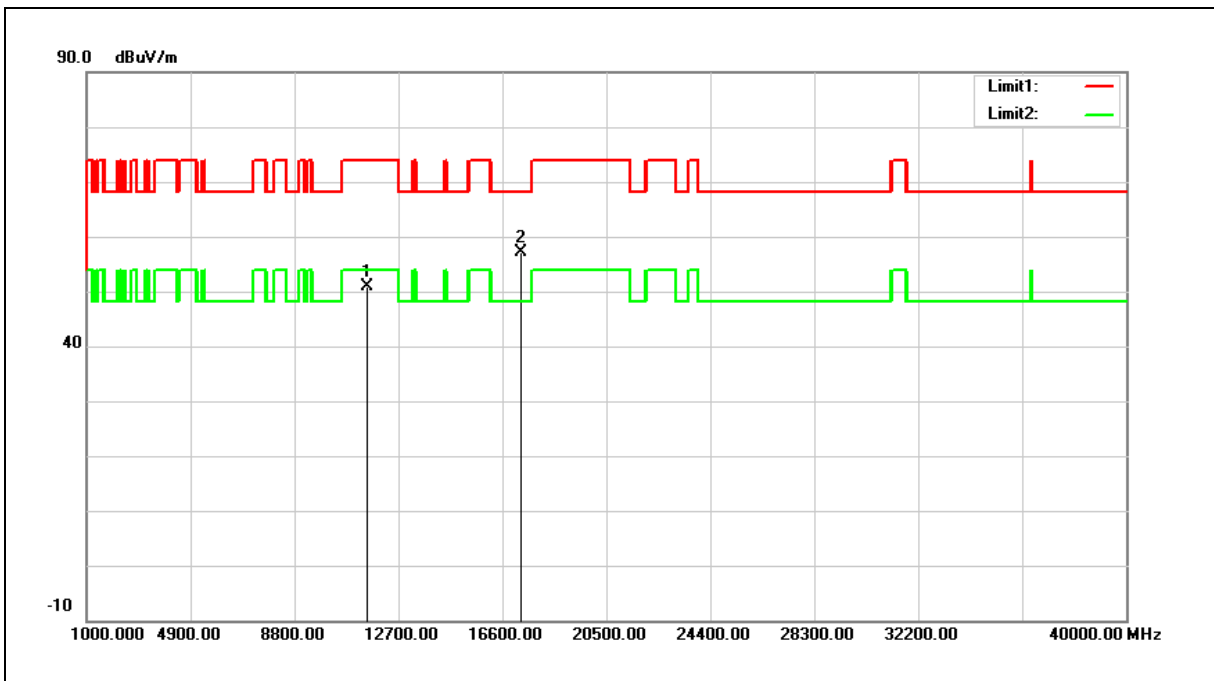
Note:1.Result (dBuV/m) = Correct Factor (dB/m) + Reading(dBuV).

2.Correction factor (dB/m) = Antenna Factor (dB/m) + Cable loss (dB) – Pre-Amplifier gain (dB).

3.When the peak results are less than average limit, so not need to evaluate the average.



Standard:	FCC Part 15.407	Test Distance:	3m
Test item:	Harmonic		
Frequency:	5775MHz		
Mode:	Mode 5		
Ant.Polar.:	Horizontal		



No.	Frequency (MHz)	Reading (dBuV)	Correct Factor (dB/m)	Result (dBuV/m)	Limit (dBuV/m)	Margin (dB)	Remark
1	11550.000	31.58	19.42	51.00	74.00	-23.00	peak
2	17325.000	31.79	25.25	57.04	68.20	-11.16	peak

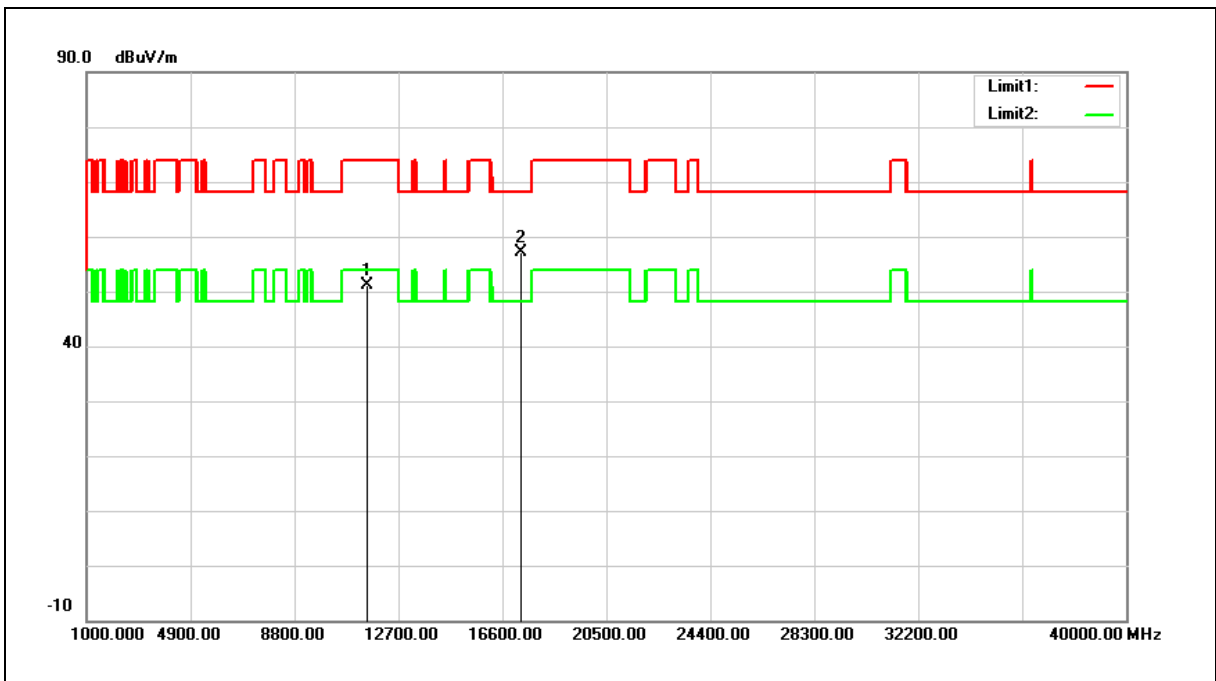
Note:1.Result (dBuV/m) = Correct Factor (dB/m) + Reading(dBuV).

2.Correction factor (dB/m) = Antenna Factor (dB/m) + Cable loss (dB) – Pre-Amplifier gain (dB).

3.When the peak results are less than average limit, so not need to evaluate the average.



Standard:	FCC Part 15.407	Test Distance:	3m
Test item:	Harmonic		
Frequency:	5775MHz		
Mode:	Mode 5		
Ant.Polar.:	Vertical		

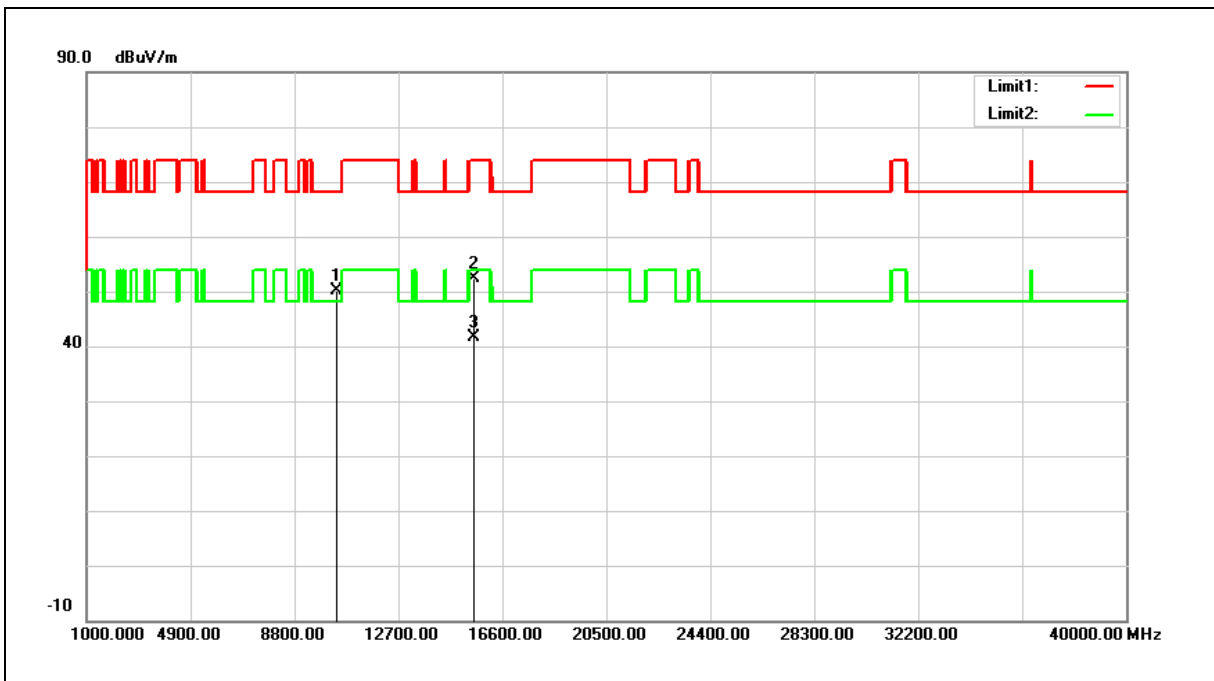


No.	Frequency (MHz)	Reading (dBuV)	Correct Factor (dB/m)	Result (dBuV/m)	Limit (dBuV/m)	Margin (dB)	Remark
1	11550.000	31.66	19.42	51.08	74.00	-22.92	peak
2	17325.000	31.81	25.25	57.06	68.20	-11.14	peak

- Note: 1. Result (dBuV/m) = Correct Factor (dB/m) + Reading(dBuV).
 2. Correction factor (dB/m) = Antenna Factor (dB/m) + Cable loss (dB) – Pre-Amplifier gain (dB).
 3. When the peak results are less than average limit, so not need to evaluate the average.



Standard:	FCC Part 15.407	Test Distance:	3m
Test item:	Harmonic		
Frequency:	5180MHz		
Mode:	Mode 6		
Ant.Polar.:	Horizontal		



No.	Frequency (MHz)	Reading (dBuV)	Correct Factor (dB/m)	Result (dBuV/m)	Limit (dBuV/m)	Margin (dB)	Remark
1	10360.000	32.88	17.29	50.17	68.20	-18.03	peak
2	15540.000	31.65	20.75	52.40	74.00	-21.60	peak
3	15540.000	20.96	20.75	41.71	54.00	-12.29	AVG

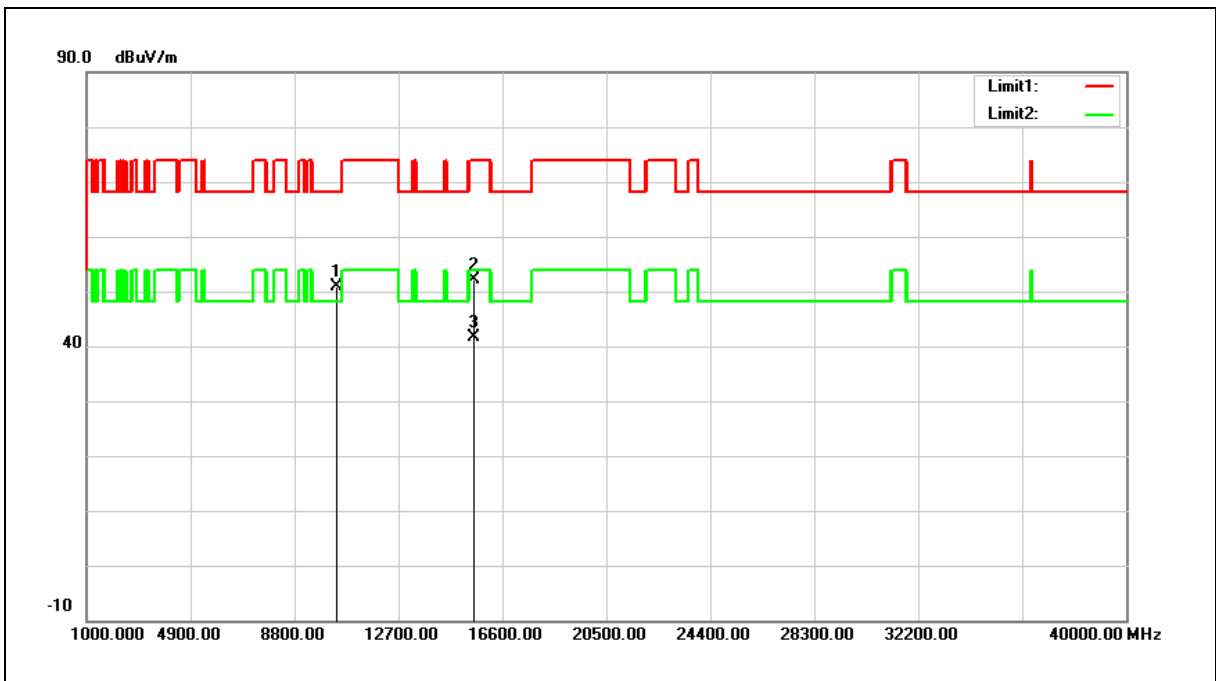
Note:1.Result (dBuV/m) = Correct Factor (dB/m) + Reading(dBuV).

2.Correction factor (dB/m) = Antenna Factor (dB/m) + Cable loss (dB) – Pre-Amplifier gain (dB).

3.When the peak results are less than average limit, so not need to evaluate the average.



Standard:	FCC Part 15.407	Test Distance:	3m
Test item:	Harmonic		
Frequency:	5180MHz		
Mode:	Mode 6		
Ant.Polar.:	Vertical		



No.	Frequency (MHz)	Reading (dBuV)	Correct Factor (dB/m)	Result (dBuV/m)	Limit (dBuV/m)	Margin (dB)	Remark
1	10360.000	33.48	17.29	50.77	68.20	-17.43	peak
2	15540.000	31.32	20.75	52.07	74.00	-21.93	peak
3	15540.000	20.81	20.75	41.56	54.00	-12.44	AVG

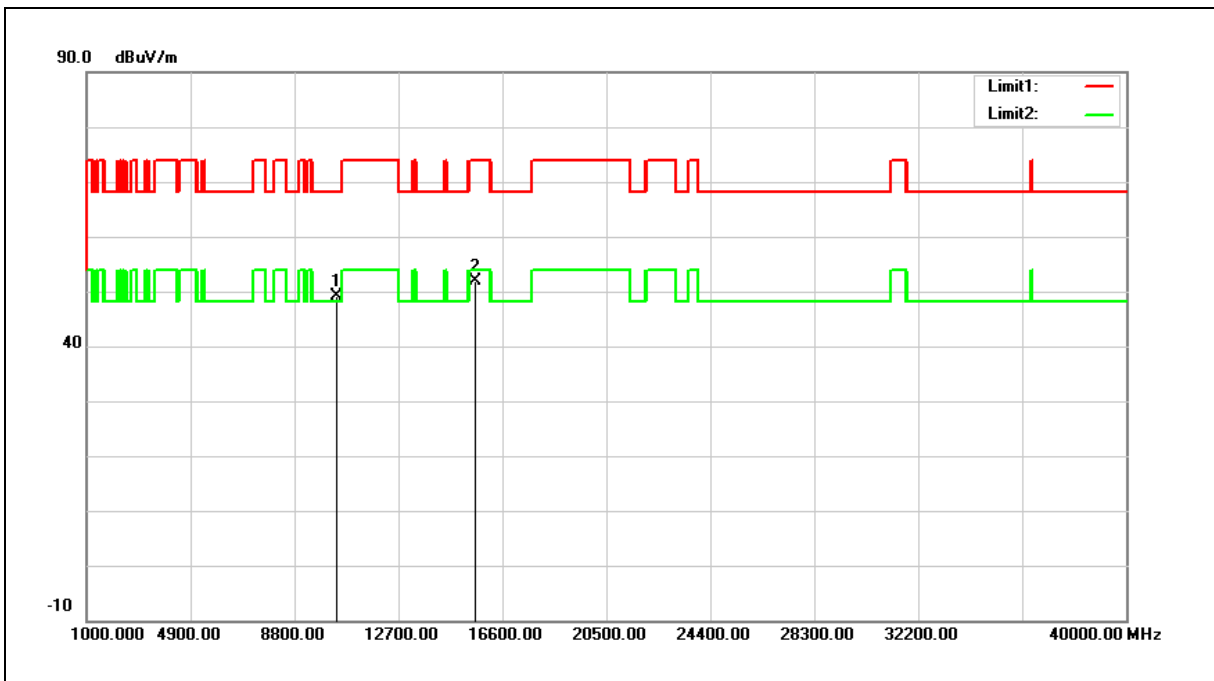
Note:1.Result (dBuV/m) = Correct Factor (dB/m) + Reading(dBuV).

2.Correction factor (dB/m) = Antenna Factor (dB/m) + Cable loss (dB) – Pre-Amplifier gain (dB).

3.When the peak results are less than average limit, so not need to evaluate the average.



Standard:	FCC Part 15.407	Test Distance:	3m
Test item:	Harmonic		
Frequency:	5200MHz		
Mode:	Mode 6		
Ant.Polar.:	Horizontal		



No.	Frequency (MHz)	Reading (dBuV)	Correct Factor (dB/m)	Result (dBuV/m)	Limit (dBuV/m)	Margin (dB)	Remark
1	10400.000	31.67	17.40	49.07	68.20	-19.13	peak
2	15600.000	31.28	20.60	51.88	74.00	-22.12	peak

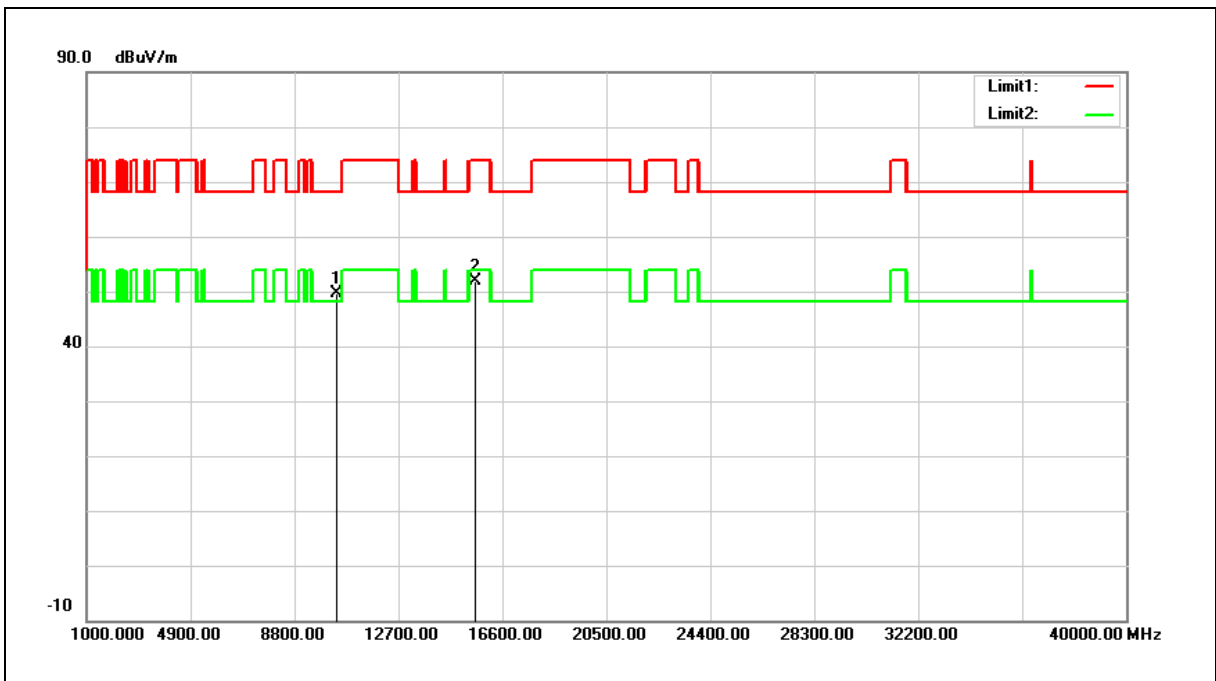
Note:1.Result (dBuV/m) = Correct Factor (dB/m) + Reading(dBuV).

2.Correction factor (dB/m) = Antenna Factor (dB/m) + Cable loss (dB) – Pre-Amplifier gain (dB).

3.When the peak results are less than average limit, so not need to evaluate the average.



Standard:	FCC Part 15.407	Test Distance:	3m
Test item:	Harmonic		
Frequency:	5200MHz		
Mode:	Mode 6		
Ant.Polar.:	Vertical		

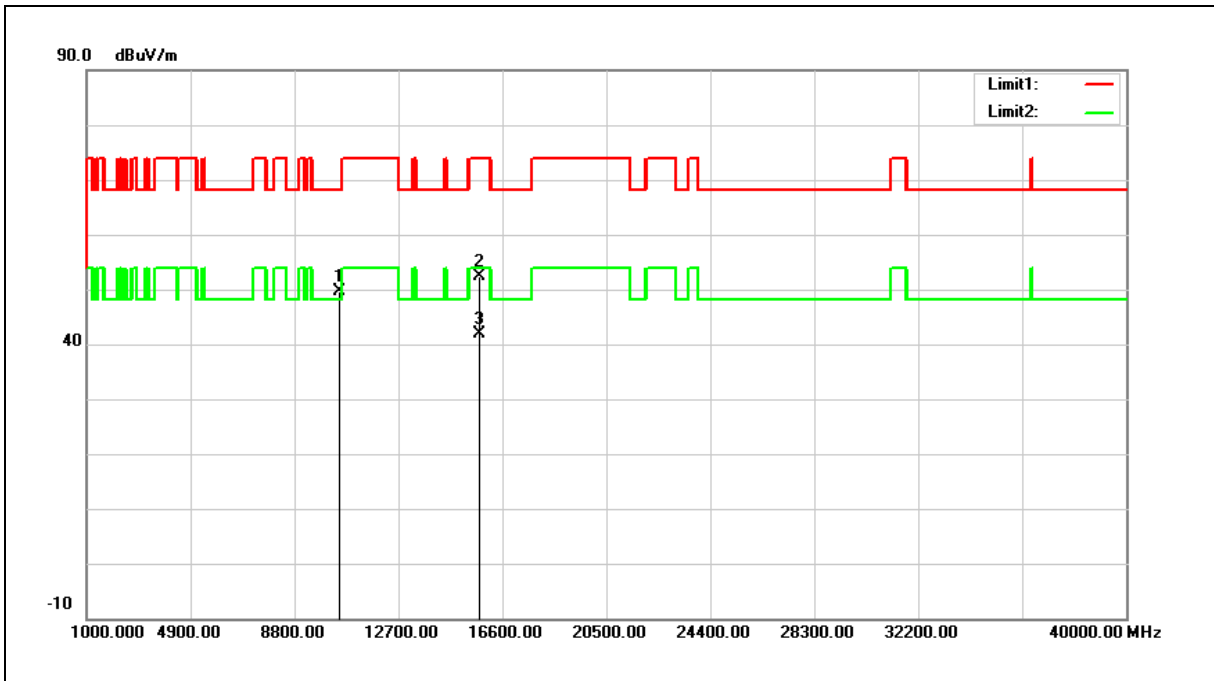


No.	Frequency (MHz)	Reading (dBuV)	Correct Factor (dB/m)	Result (dBuV/m)	Limit (dBuV/m)	Margin (dB)	Remark
1	10400.000	32.26	17.40	49.66	68.20	-18.54	peak
2	15600.000	31.37	20.60	51.97	74.00	-22.03	peak

- Note:1.Result (dBuV/m) = Correct Factor (dB/m) + Reading(dBuV).
 2.Correction factor (dB/m) = Antenna Factor (dB/m) + Cable loss (dB) – Pre-Amplifier gain (dB).
 3.When the peak results are less than average limit, so not need to evaluate the average.



Standard:	FCC Part 15.407	Test Distance:	3m
Test item:	Harmonic		
Frequency:	5240MHz		
Mode:	Mode 6		
Ant.Polar.:	Horizontal		



No.	Frequency (MHz)	Reading (dBuV)	Correct Factor (dB/m)	Result (dBuV/m)	Limit (dBuV/m)	Margin (dB)	Remark
1	10480.000	31.97	17.64	49.61	68.20	-18.59	peak
2	15720.000	31.99	20.30	52.29	74.00	-21.71	peak
3	15720.000	21.69	20.30	41.99	54.00	-12.01	AVG

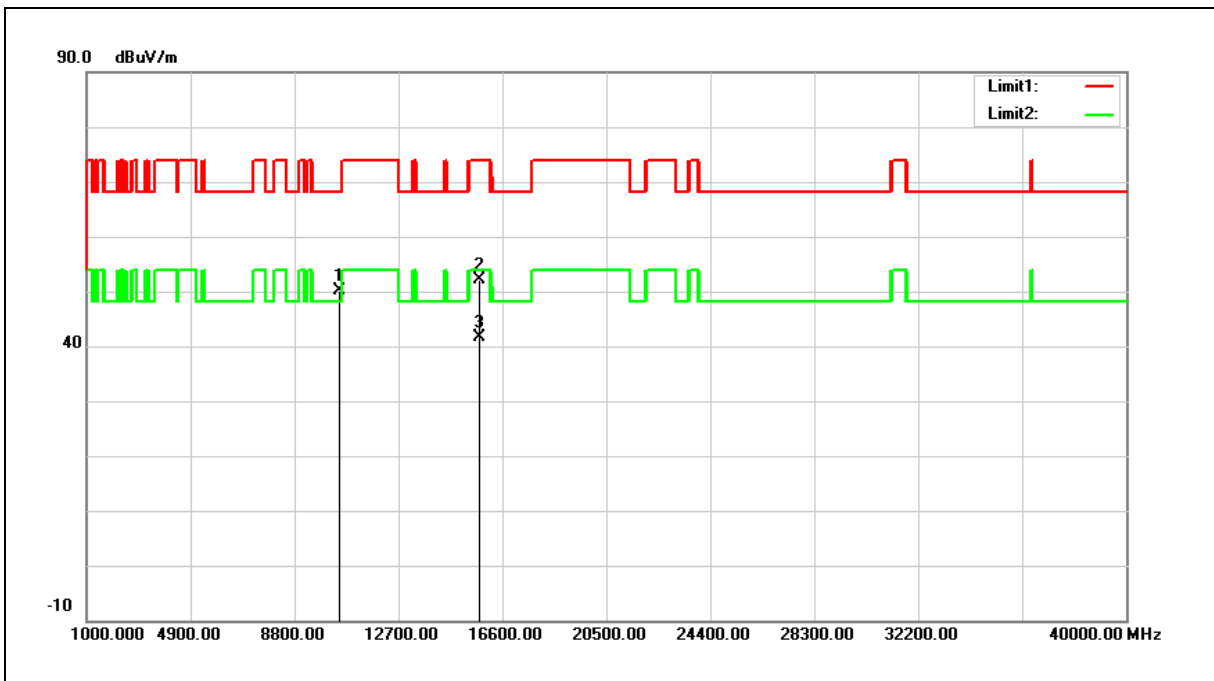
Note:1.Result (dBuV/m) = Correct Factor (dB/m) + Reading(dBuV).

2.Correction factor (dB/m) = Antenna Factor (dB/m) + Cable loss (dB) – Pre-Amplifier gain (dB).

3.When the peak results are less than average limit, so not need to evaluate the average.



Standard:	FCC Part 15.407	Test Distance:	3m
Test item:	Harmonic		
Frequency:	5240MHz		
Mode:	Mode 6		
Ant.Polar.:	Vertical		



No.	Frequency (MHz)	Reading (dBuV)	Correct Factor (dB/m)	Result (dBuV/m)	Limit (dBuV/m)	Margin (dB)	Remark
1	10480.000	32.58	17.64	50.22	68.20	-17.98	peak
2	15720.000	31.91	20.30	52.21	74.00	-21.79	peak
3	15720.000	21.22	20.30	41.52	54.00	-12.48	AVG

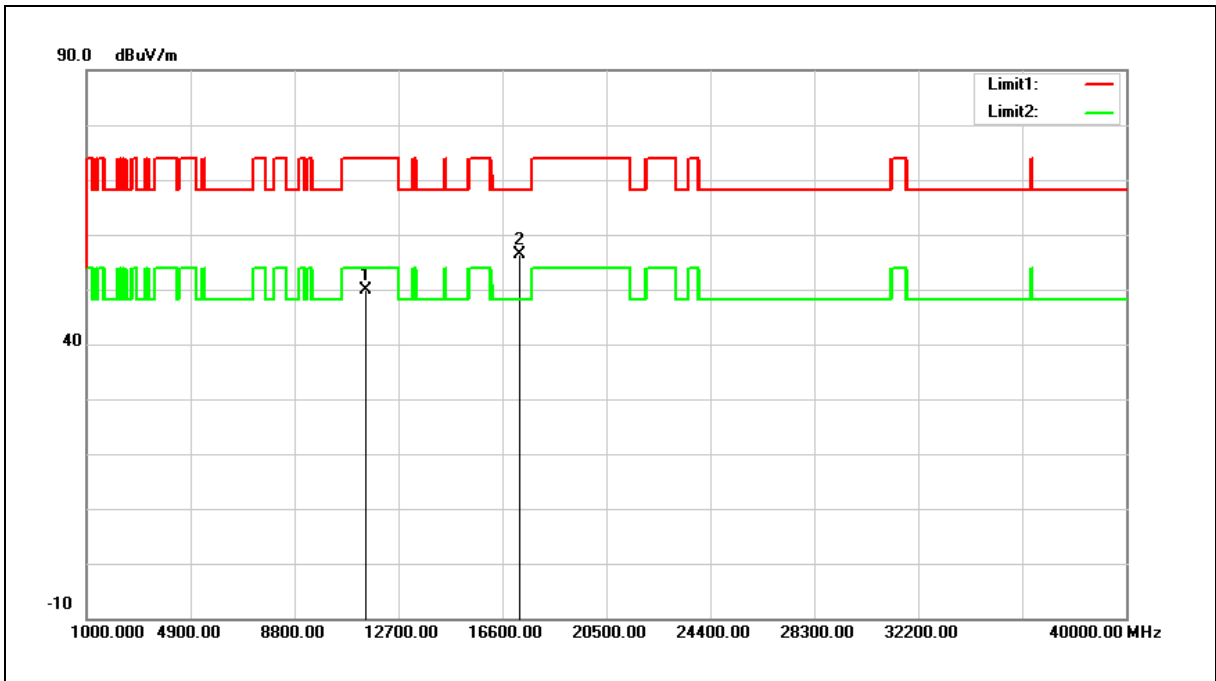
Note:1.Result (dBuV/m) = Correct Factor (dB/m) + Reading(dBuV).

2.Correction factor (dB/m) = Antenna Factor (dB/m) + Cable loss (dB) – Pre-Amplifier gain (dB).

3.When the peak results are less than average limit, so not need to evaluate the average.



Standard:	FCC Part 15.407	Test Distance:	3m
Test item:	Harmonic		
Frequency:	5745MHz		
Mode:	Mode 6		
Ant.Polar.:	Horizontal		

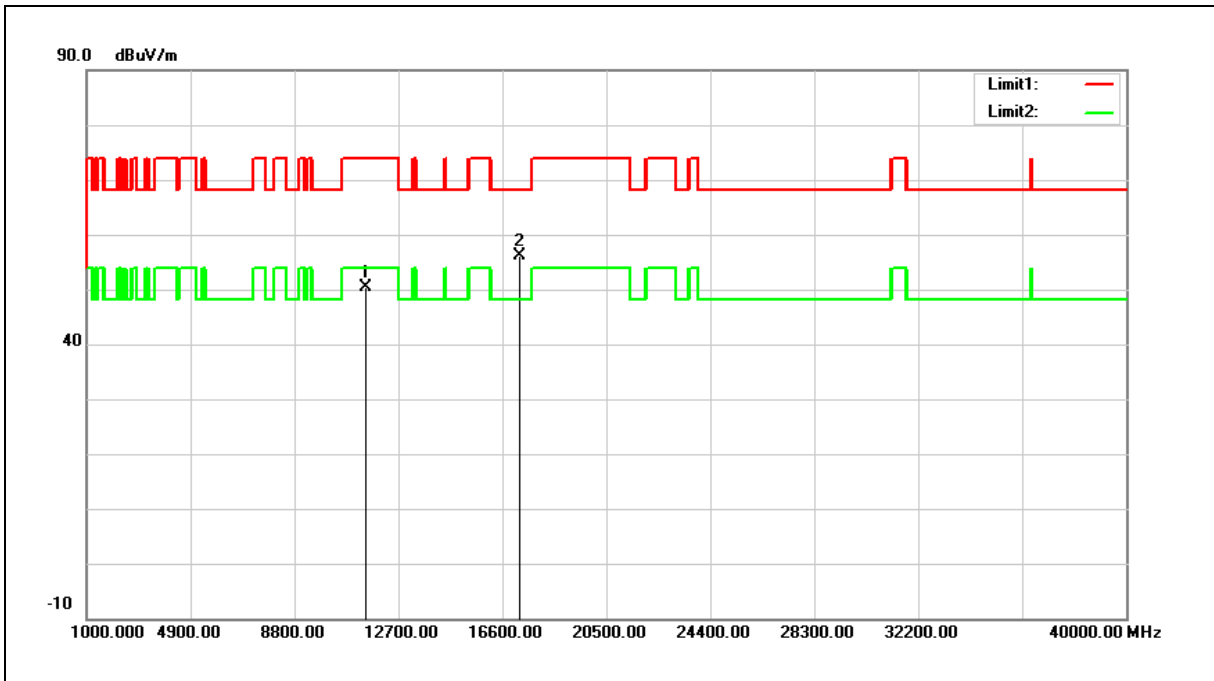


No.	Frequency (MHz)	Reading (dBuV)	Correct Factor (dB/m)	Result (dBuV/m)	Limit (dBuV/m)	Margin (dB)	Remark
1	11490.000	30.51	19.45	49.96	74.00	-24.04	peak
2	17235.000	31.34	25.01	56.35	68.20	-11.85	peak

- Note:1.Result (dBuV/m) = Correct Factor (dB/m) + Reading(dBuV).
 2.Correction factor (dB/m) = Antenna Factor (dB/m) + Cable loss (dB) – Pre-Amplifier gain (dB).
 3.When the peak results are less than average limit, so not need to evaluate the average.



Standard:	FCC Part 15.407	Test Distance:	3m
Test item:	Harmonic		
Frequency:	5745MHz		
Mode:	Mode 6		
Ant.Polar.:	Vertical		



No.	Frequency (MHz)	Reading (dBuV)	Correct Factor (dB/m)	Result (dBuV/m)	Limit (dBuV/m)	Margin (dB)	Remark
1	11490.000	30.81	19.45	50.26	74.00	-23.74	peak
2	17235.000	31.08	25.01	56.09	68.20	-12.11	peak

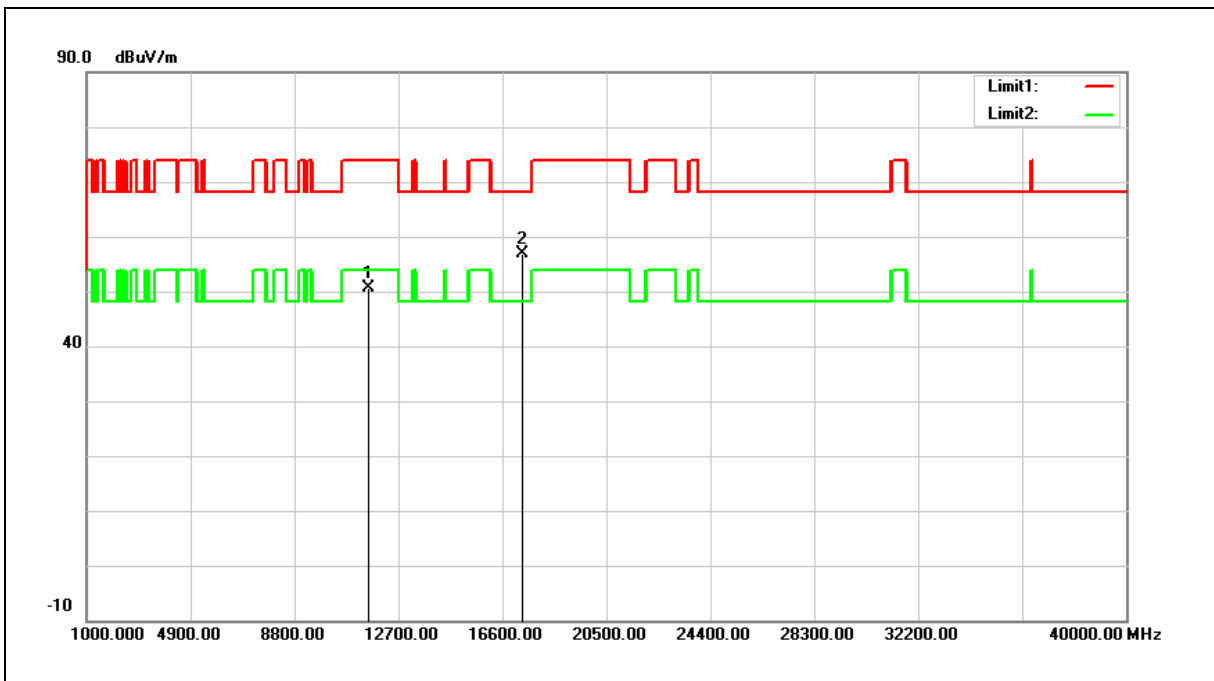
Note:1.Result (dBuV/m) = Correct Factor (dB/m) + Reading(dBuV).

2.Correction factor (dB/m) = Antenna Factor (dB/m) + Cable loss (dB) – Pre-Amplifier gain (dB).

3.When the peak results are less than average limit, so not need to evaluate the average.



Standard:	FCC Part 15.407	Test Distance:	3m
Test item:	Harmonic		
Frequency:	5785MHz		
Mode:	Mode 6		
Ant.Polar.:	Horizontal		



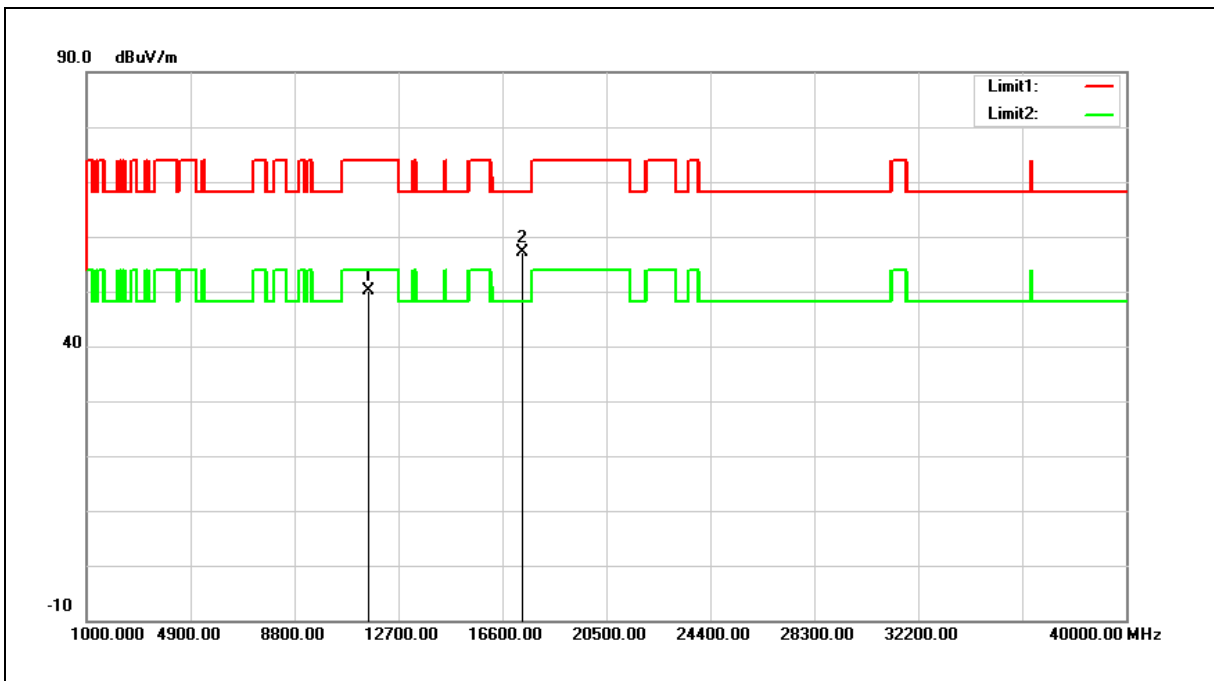
No.	Frequency (MHz)	Reading (dBuV)	Correct Factor (dB/m)	Result (dBuV/m)	Limit (dBuV/m)	Margin (dB)	Remark
1	11570.000	31.12	19.39	50.51	74.00	-23.49	peak
2	17355.000	31.54	25.34	56.88	68.20	-11.32	peak

Note:1.Result (dBuV/m) = Correct Factor (dB/m) + Reading(dBuV).

2.Correction factor (dB/m) = Antenna Factor (dB/m) + Cable loss (dB) – Pre-Amplifier gain (dB).

3.When the peak results are less than average limit, so not need to evaluate the average.

Standard:	FCC Part 15.407	Test Distance:	3m
Test item:	Harmonic		
Frequency:	5785MHz		
Mode:	Mode 6		
Ant.Polar.:	Vertical		

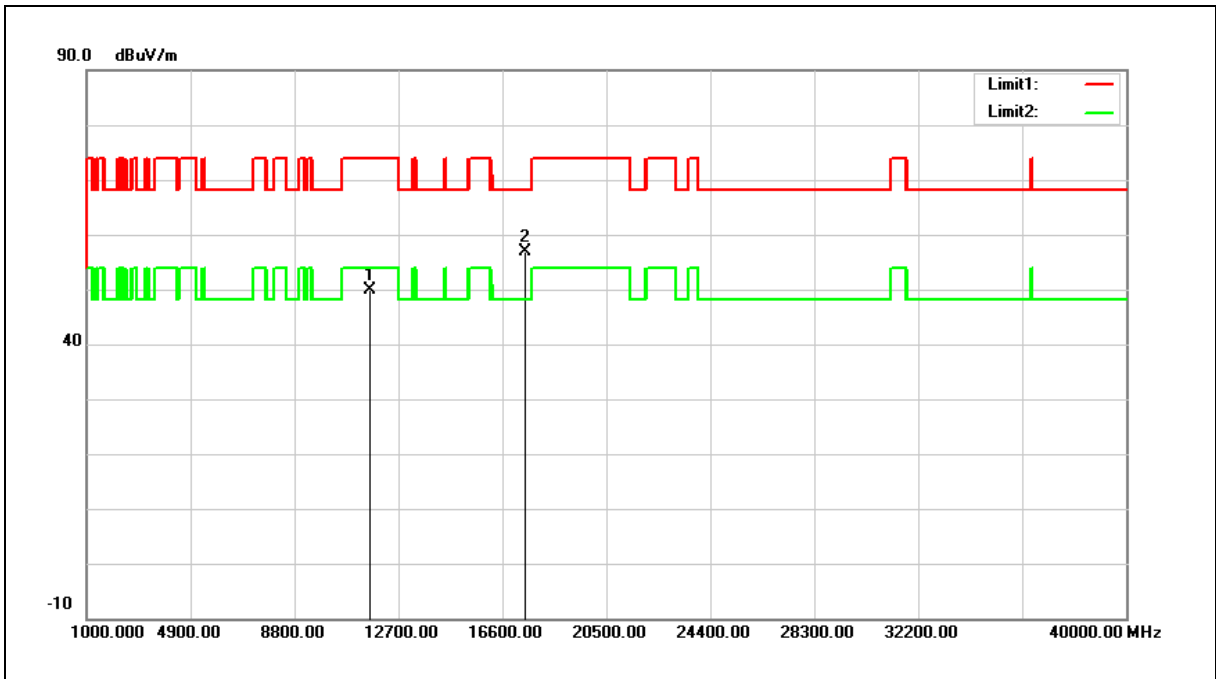


No.	Frequency (MHz)	Reading (dBuV)	Correct Factor (dB/m)	Result (dBuV/m)	Limit (dBuV/m)	Margin (dB)	Remark
1	11570.000	30.66	19.39	50.05	74.00	-23.95	peak
2	17355.000	31.76	25.34	57.10	68.20	-11.10	peak

- Note: 1. Result (dBuV/m) = Correct Factor (dB/m) + Reading(dBuV).
 2. Correction factor (dB/m) = Antenna Factor (dB/m) + Cable loss (dB) – Pre-Amplifier gain (dB).
 3. When the peak results are less than average limit, so not need to evaluate the average.



Standard:	FCC Part 15.407	Test Distance:	3m
Test item:	Harmonic		
Frequency:	5825MHz		
Mode:	Mode 6		
Ant.Polar.:	Horizontal		

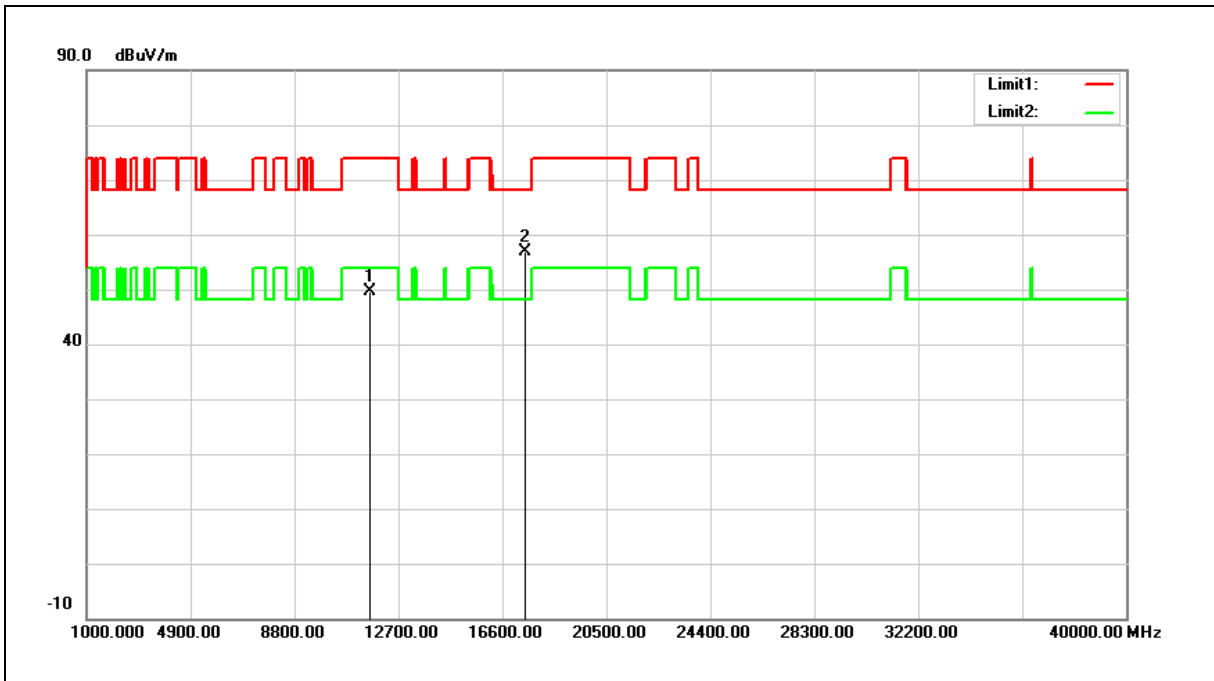


No.	Frequency (MHz)	Reading (dBuV)	Correct Factor (dB/m)	Result (dBuV/m)	Limit (dBuV/m)	Margin (dB)	Remark
1	11650.000	30.45	19.32	49.77	74.00	-24.23	peak
2	17475.000	31.31	25.65	56.96	68.20	-11.24	peak

- Note: 1. Result (dBuV/m) = Correct Factor (dB/m) + Reading(dBuV).
 2. Correction factor (dB/m) = Antenna Factor (dB/m) + Cable loss (dB) – Pre-Amplifier gain (dB).
 3. When the peak results are less than average limit, so not need to evaluate the average.



Standard:	FCC Part 15.407	Test Distance:	3m
Test item:	Harmonic		
Frequency:	5825MHz		
Mode:	Mode 6		
Ant.Polar.:	Vertical		



No.	Frequency (MHz)	Reading (dBuV)	Correct Factor (dB/m)	Result (dBuV/m)	Limit (dBuV/m)	Margin (dB)	Remark
1	11650.000	30.27	19.32	49.59	74.00	-24.41	peak
2	17475.000	31.19	25.65	56.84	68.20	-11.36	peak

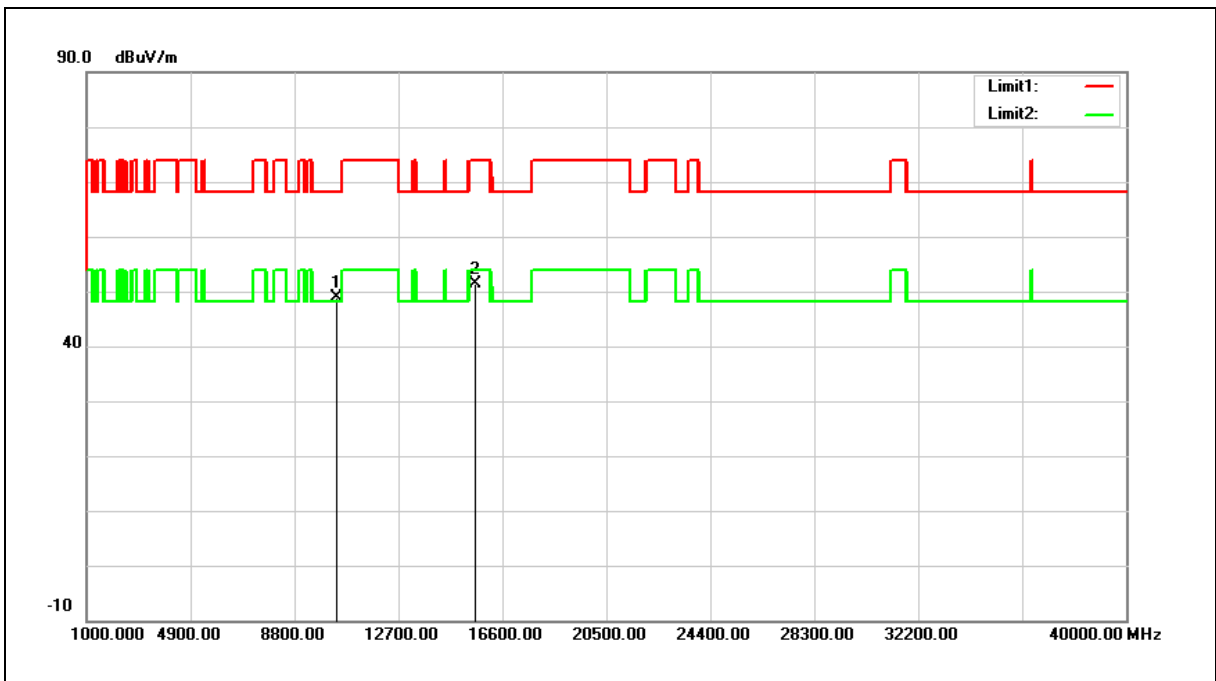
Note:1.Result (dBuV/m) = Correct Factor (dB/m) + Reading(dBuV).

2.Correction factor (dB/m) = Antenna Factor (dB/m) + Cable loss (dB) – Pre-Amplifier gain (dB).

3.When the peak results are less than average limit, so not need to evaluate the average.



Standard:	FCC Part 15.407	Test Distance:	3m
Test item:	Harmonic		
Frequency:	5190MHz		
Mode:	Mode 7		
Ant.Polar.:	Horizontal		



No.	Frequency (MHz)	Reading (dBuV)	Correct Factor (dB/m)	Result (dBuV/m)	Limit (dBuV/m)	Margin (dB)	Remark
1	10380.000	31.62	17.35	48.97	68.20	-19.23	peak
2	15570.000	30.78	20.68	51.46	74.00	-22.54	peak

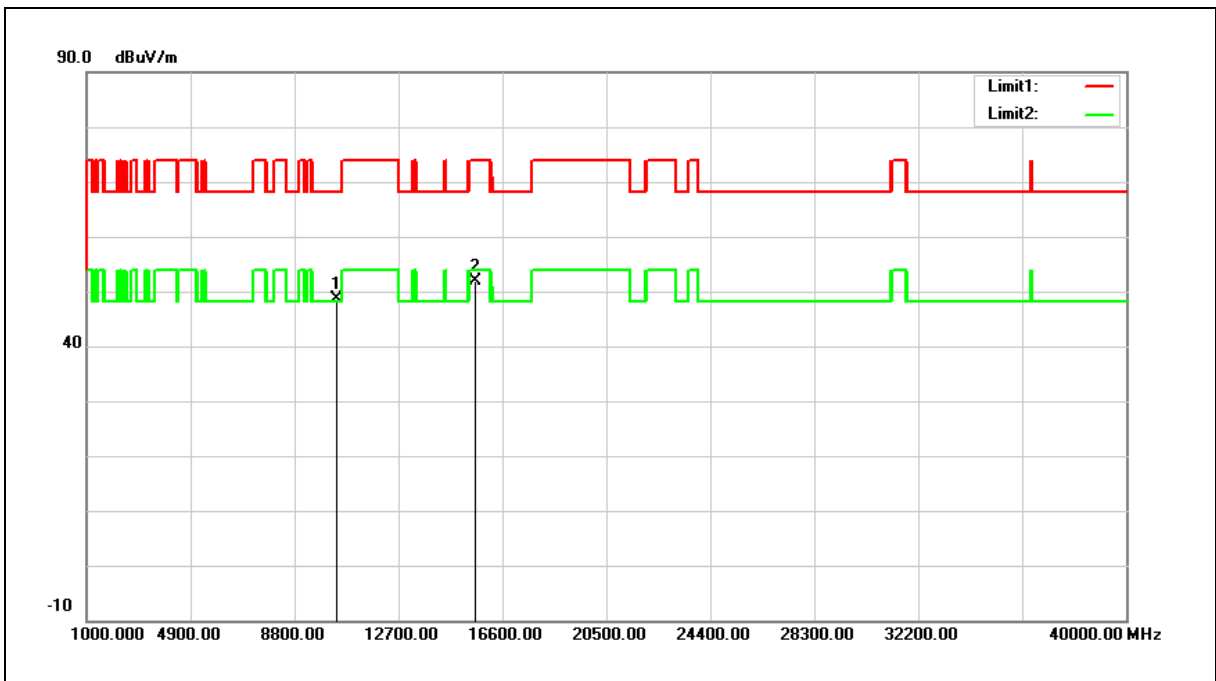
Note:1.Result (dBuV/m) = Correct Factor (dB/m) + Reading(dBuV).

2.Correction factor (dB/m) = Antenna Factor (dB/m) + Cable loss (dB) – Pre-Amplifier gain (dB).

3.When the peak results are less than average limit, so not need to evaluate the average.



Standard:	FCC Part 15.407	Test Distance:	3m
Test item:	Harmonic		
Frequency:	5190MHz		
Mode:	Mode 7		
Ant.Polar.:	Vertical		



No.	Frequency (MHz)	Reading (dBuV)	Correct Factor (dB/m)	Result (dBuV/m)	Limit (dBuV/m)	Margin (dB)	Remark
1	10380.000	31.25	17.35	48.60	68.20	-19.60	peak
2	15570.000	31.21	20.68	51.89	74.00	-22.11	peak

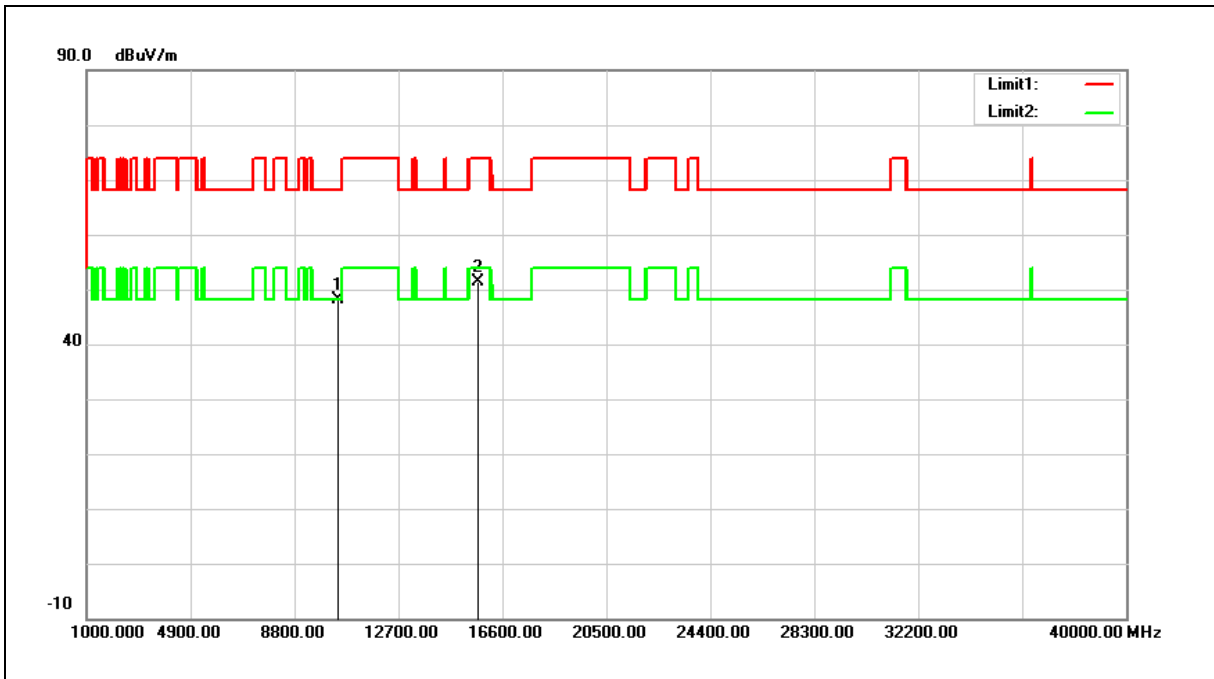
Note:1.Result (dBuV/m) = Correct Factor (dB/m) + Reading(dBuV).

2.Correction factor (dB/m) = Antenna Factor (dB/m) + Cable loss (dB) – Pre-Amplifier gain (dB).

3.When the peak results are less than average limit, so not need to evaluate the average.



Standard:	FCC Part 15.407	Test Distance:	3m
Test item:	Harmonic		
Frequency:	5230MHz		
Mode:	Mode 7		
Ant.Polar.:	Horizontal		



No.	Frequency (MHz)	Reading (dBuV)	Correct Factor (dB/m)	Result (dBuV/m)	Limit (dBuV/m)	Margin (dB)	Remark
1	10460.000	30.47	17.59	48.06	68.20	-20.14	peak
2	15690.000	30.99	20.37	51.36	74.00	-22.64	peak

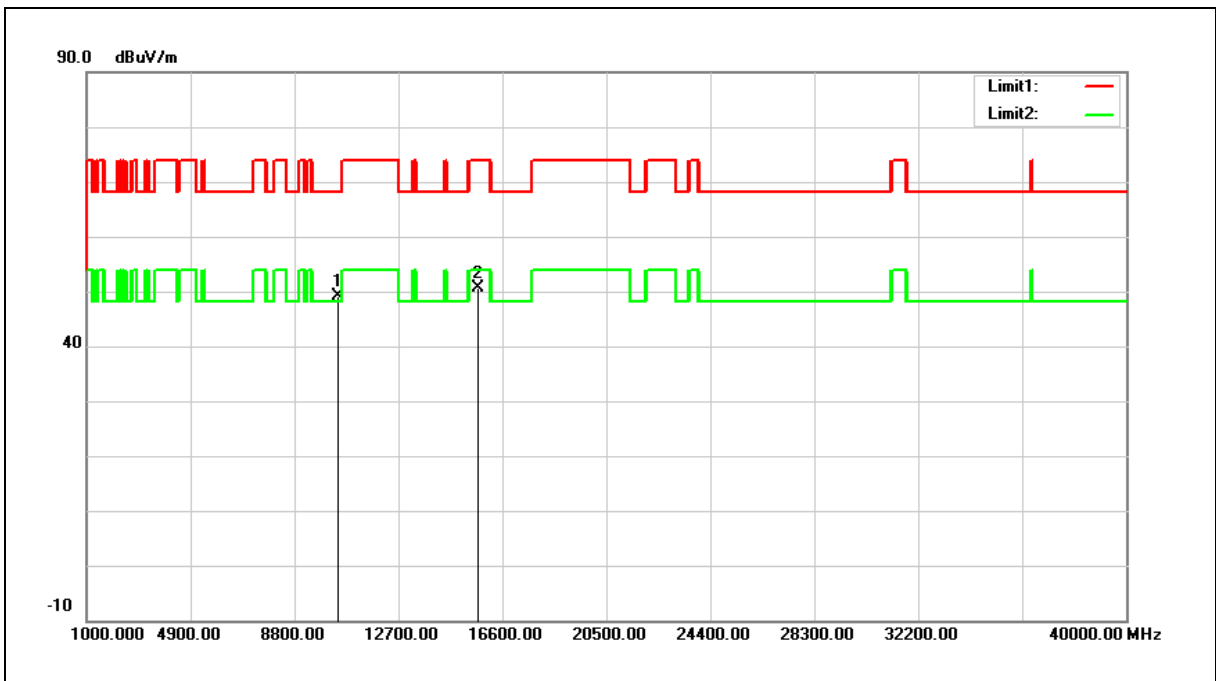
Note:1.Result (dBuV/m) = Correct Factor (dB/m) + Reading(dBuV).

2.Correction factor (dB/m) = Antenna Factor (dB/m) + Cable loss (dB) – Pre-Amplifier gain (dB).

3.When the peak results are less than average limit, so not need to evaluate the average.



Standard:	FCC Part 15.407	Test Distance:	3m
Test item:	Harmonic		
Frequency:	5230MHz		
Mode:	Mode 7		
Ant.Polar.:	Vertical		



No.	Frequency (MHz)	Reading (dBuV)	Correct Factor (dB/m)	Result (dBuV/m)	Limit (dBuV/m)	Margin (dB)	Remark
1	10460.000	31.51	17.59	49.10	68.20	-19.10	peak
2	15690.000	30.32	20.37	50.69	74.00	-23.31	peak

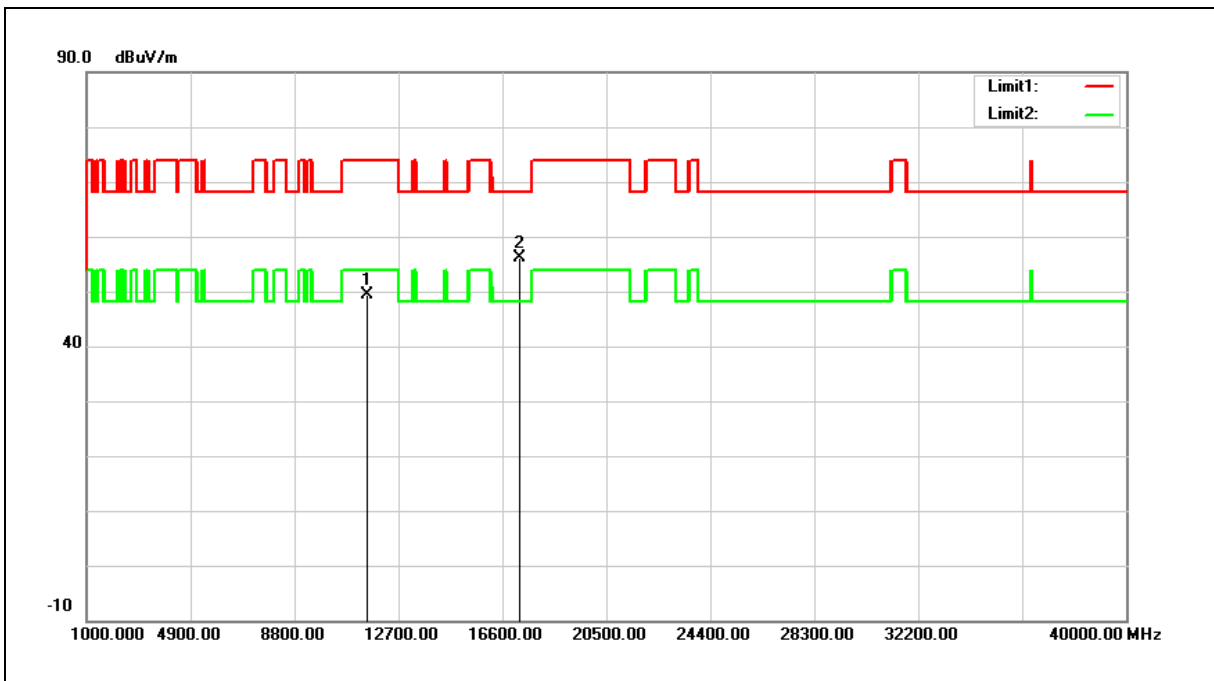
Note:1.Result (dBuV/m) = Correct Factor (dB/m) + Reading(dBuV).

2.Correction factor (dB/m) = Antenna Factor (dB/m) + Cable loss (dB) – Pre-Amplifier gain (dB).

3.When the peak results are less than average limit, so not need to evaluate the average.



Standard:	FCC Part 15.407	Test Distance:	3m
Test item:	Harmonic		
Frequency:	5755MHz		
Mode:	Mode 7		
Ant.Polar.:	Horizontal		



No.	Frequency (MHz)	Reading (dBuV)	Correct Factor (dB/m)	Result (dBuV/m)	Limit (dBuV/m)	Margin (dB)	Remark
1	11510.000	29.80	19.46	49.26	74.00	-24.74	peak
2	17265.000	30.95	25.09	56.04	68.20	-12.16	peak

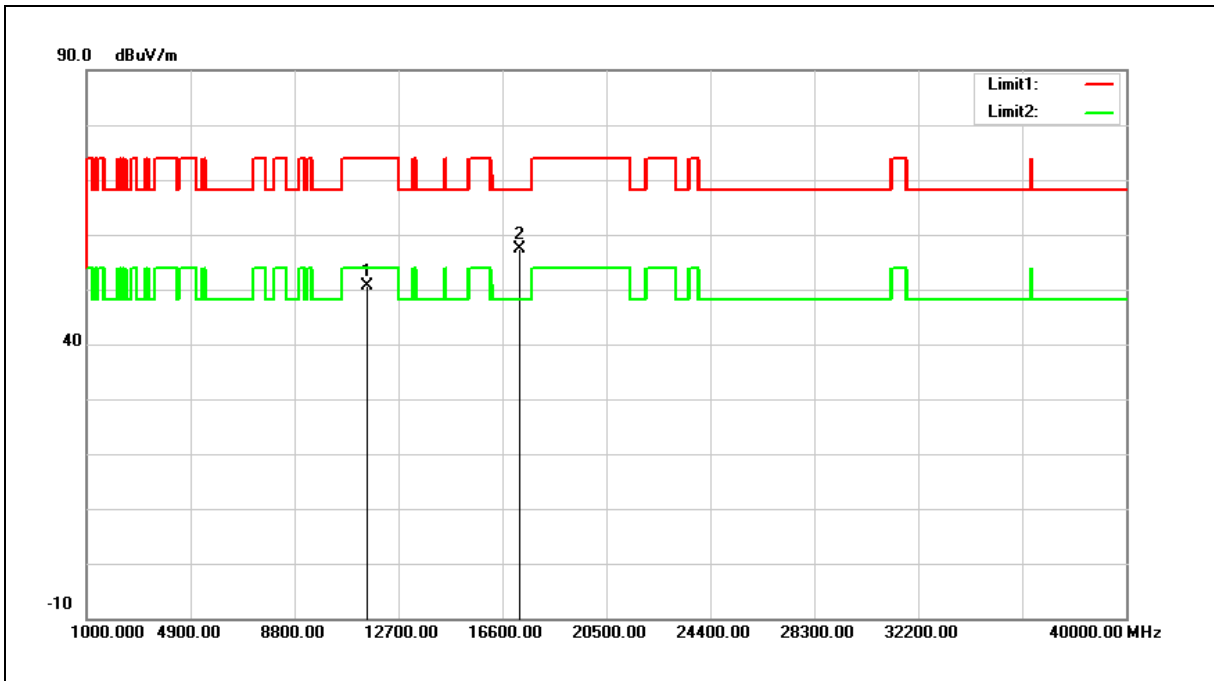
Note:1.Result (dBuV/m) = Correct Factor (dB/m) + Reading(dBuV).

2.Correction factor (dB/m) = Antenna Factor (dB/m) + Cable loss (dB) – Pre-Amplifier gain (dB).

3.When the peak results are less than average limit, so not need to evaluate the average.



Standard:	FCC Part 15.407	Test Distance:	3m
Test item:	Harmonic		
Frequency:	5755MHz		
Mode:	Mode 7		
Ant.Polar.:	Vertical		

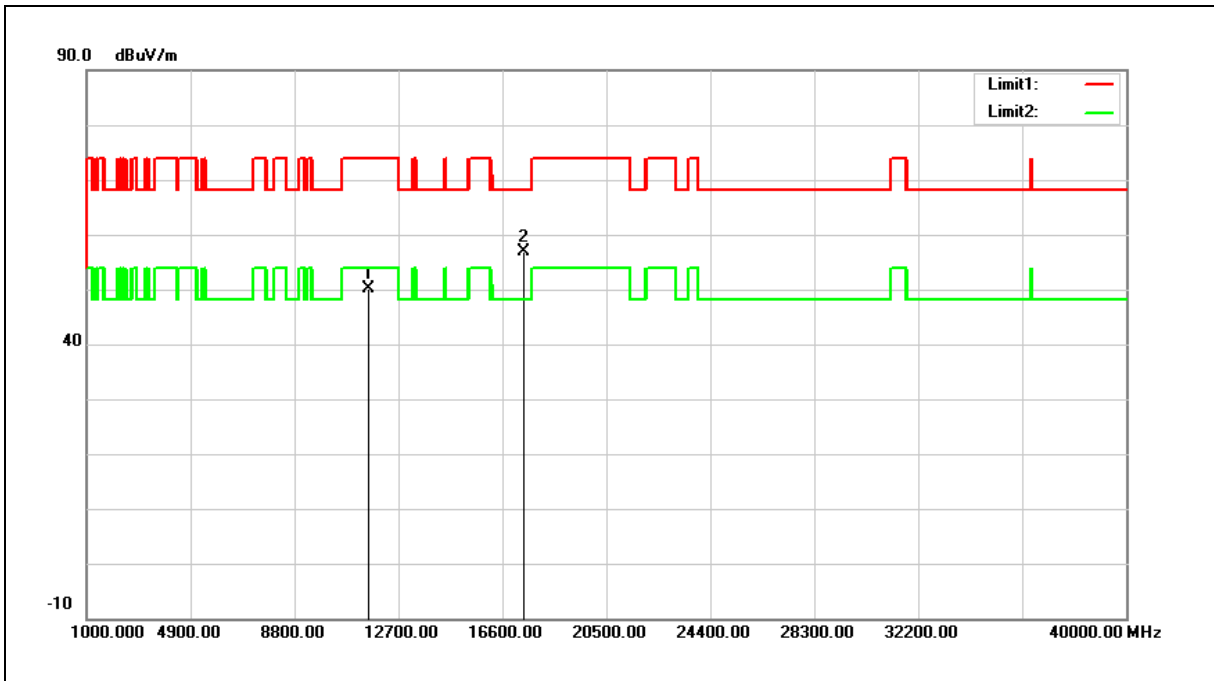


No.	Frequency (MHz)	Reading (dBuV)	Correct Factor (dB/m)	Result (dBuV/m)	Limit (dBuV/m)	Margin (dB)	Remark
1	11510.000	31.17	19.46	50.63	74.00	-23.37	peak
2	17265.000	32.31	25.09	57.40	68.20	-10.80	peak

- Note:1.Result (dBuV/m) = Correct Factor (dB/m) + Reading(dBuV).
 2.Correction factor (dB/m) = Antenna Factor (dB/m) + Cable loss (dB) – Pre-Amplifier gain (dB).
 3.When the peak results are less than average limit, so not need to evaluate the average.



Standard:	FCC Part 15.407	Test Distance:	3m
Test item:	Harmonic		
Frequency:	5795MHz		
Mode:	Mode 7		
Ant.Polar.:	Horizontal		



No.	Frequency (MHz)	Reading (dBuV)	Correct Factor (dB/m)	Result (dBuV/m)	Limit (dBuV/m)	Margin (dB)	Remark
1	11590.000	30.67	19.38	50.05	74.00	-23.95	peak
2	17385.000	31.51	25.41	56.92	68.20	-11.28	peak

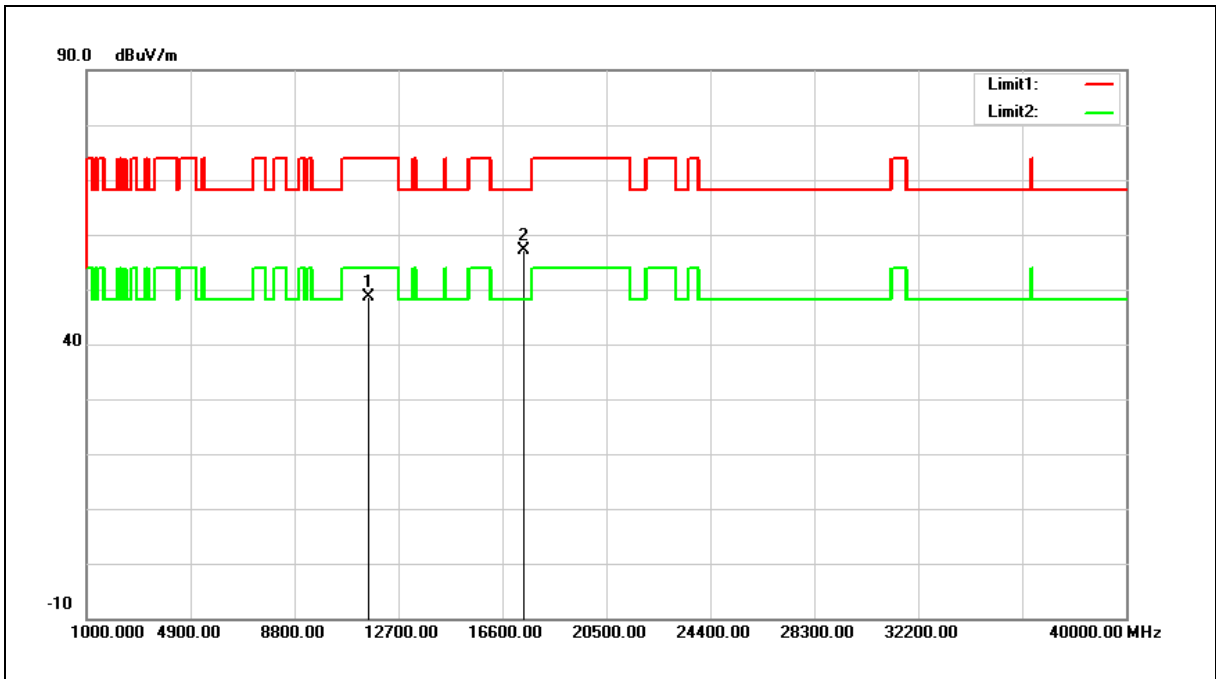
Note:1.Result (dBuV/m) = Correct Factor (dB/m) + Reading(dBuV).

2.Correction factor (dB/m) = Antenna Factor (dB/m) + Cable loss (dB) – Pre-Amplifier gain (dB).

3.When the peak results are less than average limit, so not need to evaluate the average.



Standard:	FCC Part 15.407	Test Distance:	3m
Test item:	Harmonic		
Frequency:	5795MHz		
Mode:	Mode 7		
Ant.Polar.:	Vertical		

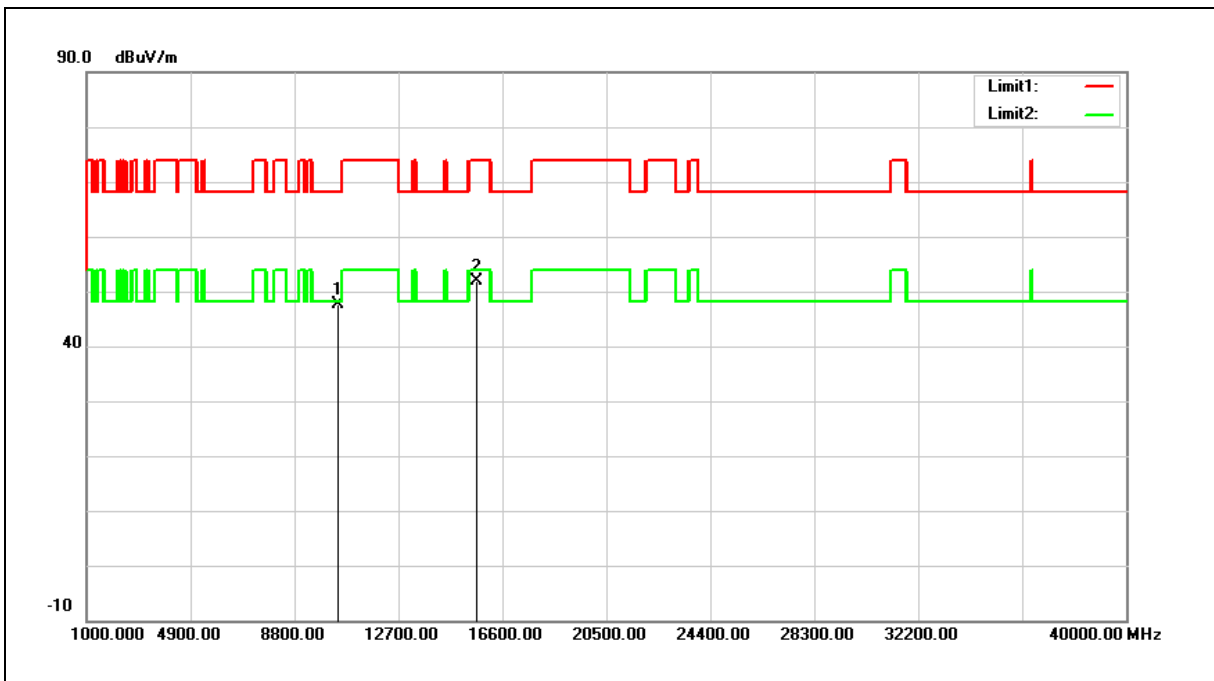


No.	Frequency (MHz)	Reading (dBuV)	Correct Factor (dB/m)	Result (dBuV/m)	Limit (dBuV/m)	Margin (dB)	Remark
1	11590.000	29.25	19.38	48.63	74.00	-25.37	peak
2	17385.000	31.61	25.41	57.02	68.20	-11.18	peak

- Note: 1. Result (dBuV/m) = Correct Factor (dB/m) + Reading(dBuV).
 2. Correction factor (dB/m) = Antenna Factor (dB/m) + Cable loss (dB) – Pre-Amplifier gain (dB).
 3. When the peak results are less than average limit, so not need to evaluate the average.



Standard:	FCC Part 15.407	Test Distance:	3m
Test item:	Harmonic		
Frequency:	5210MHz		
Mode:	Mode 8		
Ant.Polar.:	Horizontal		



No.	Frequency (MHz)	Reading (dBuV)	Correct Factor (dB/m)	Result (dBuV/m)	Limit (dBuV/m)	Margin (dB)	Remark
1	10420.000	30.20	17.46	47.66	68.20	-20.54	peak
2	15630.000	31.44	20.53	51.97	74.00	-22.03	peak

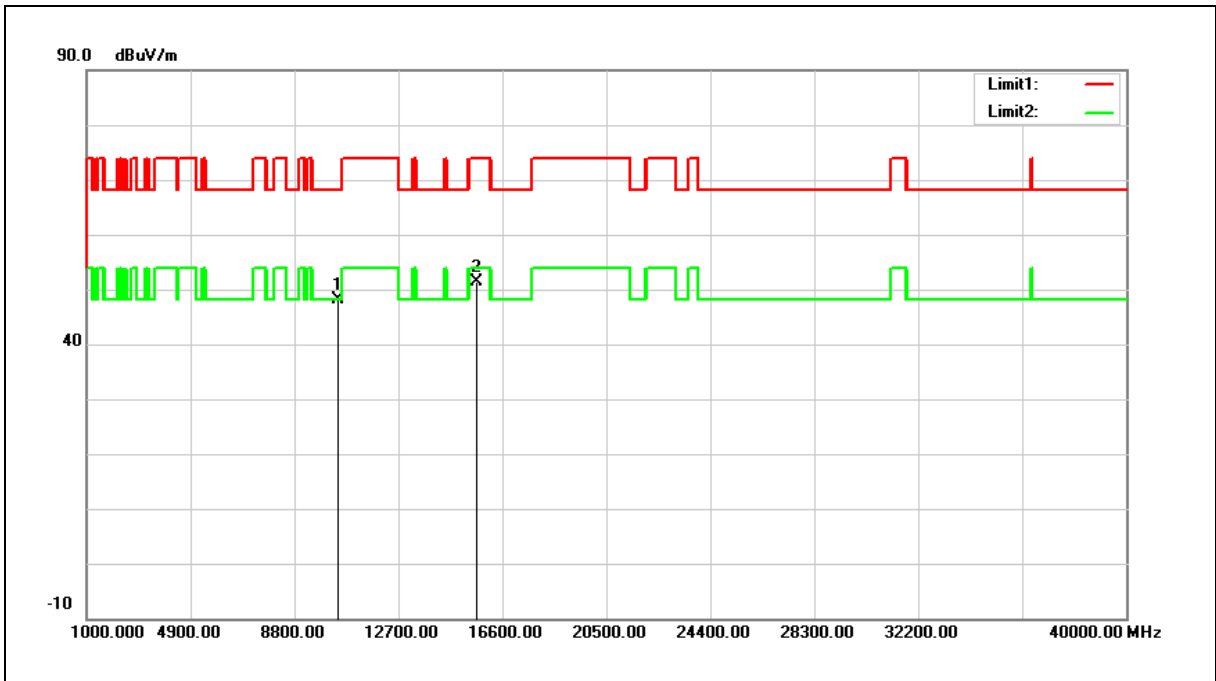
Note:1.Result (dBuV/m) = Correct Factor (dB/m) + Reading(dBuV).

2.Correction factor (dB/m) = Antenna Factor (dB/m) + Cable loss (dB) – Pre-Amplifier gain (dB).

3.When the peak results are less than average limit, so not need to evaluate the average.



Standard:	FCC Part 15.407	Test Distance:	3m
Test item:	Harmonic		
Frequency:	5210MHz		
Mode:	Mode 8		
Ant.Polar.:	Vertical		



No.	Frequency (MHz)	Reading (dBuV)	Correct Factor (dB/m)	Result (dBuV/m)	Limit (dBuV/m)	Margin (dB)	Remark
1	10420.000	30.55	17.46	48.01	68.20	-20.19	peak
2	15630.000	30.82	20.53	51.35	74.00	-22.65	peak

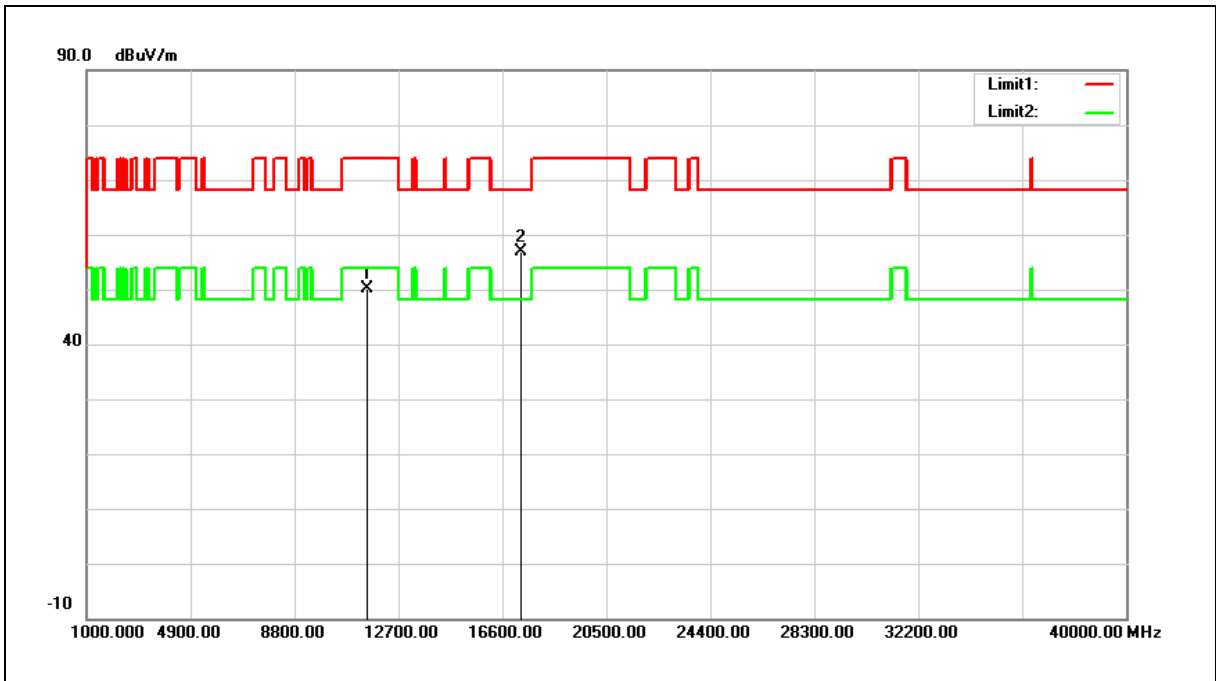
Note:1.Result (dBuV/m) = Correct Factor (dB/m) + Reading(dBuV).

2.Correction factor (dB/m) = Antenna Factor (dB/m) + Cable loss (dB) – Pre-Amplifier gain (dB).

3.When the peak results are less than average limit, so not need to evaluate the average.



Standard:	FCC Part 15.407	Test Distance:	3m
Test item:	Harmonic		
Frequency:	5775MHz		
Mode:	Mode 8		
Ant.Polar.:	Horizontal		

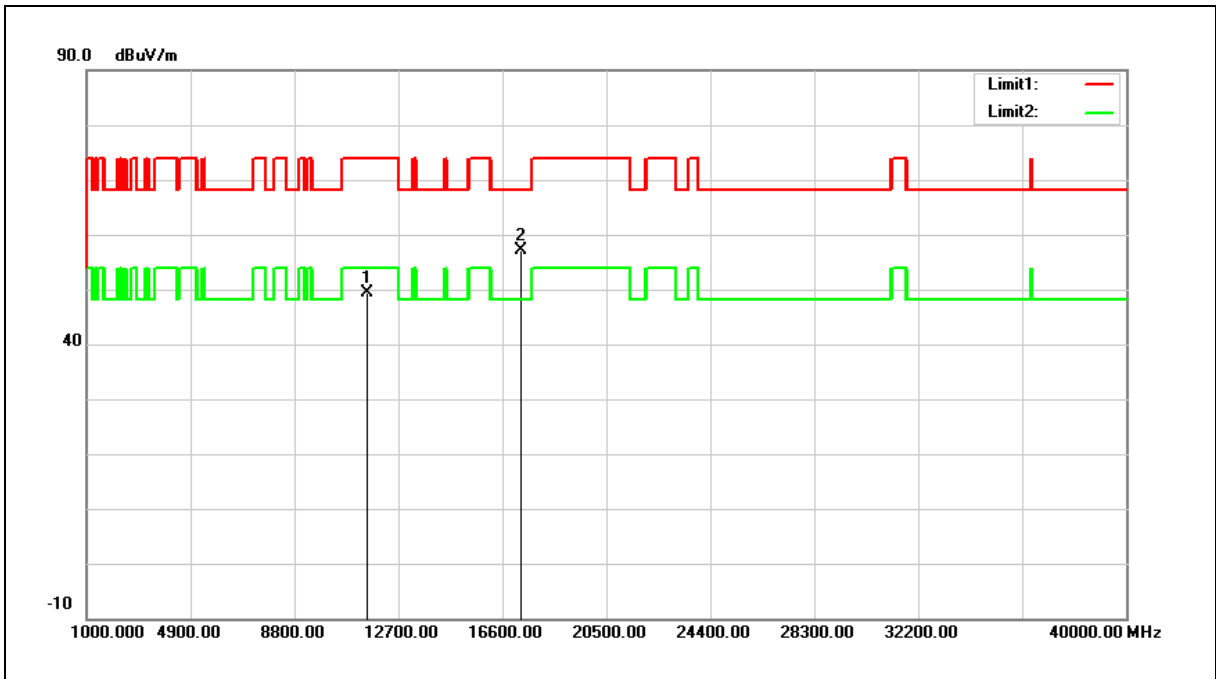


No.	Frequency (MHz)	Reading (dBuV)	Correct Factor (dB/m)	Result (dBuV/m)	Limit (dBuV/m)	Margin (dB)	Remark
1	11550.000	30.74	19.42	50.16	74.00	-23.84	peak
2	17325.000	31.54	25.25	56.79	68.20	-11.41	peak

- Note:1.Result (dBuV/m) = Correct Factor (dB/m) + Reading(dBuV).
 2.Correction factor (dB/m) = Antenna Factor (dB/m) + Cable loss (dB) – Pre-Amplifier gain (dB).
 3.When the peak results are less than average limit, so not need to evaluate the average.



Standard:	FCC Part 15.407	Test Distance:	3m
Test item:	Harmonic		
Frequency:	5775MHz		
Mode:	Mode 8		
Ant.Polar.:	Vertical		

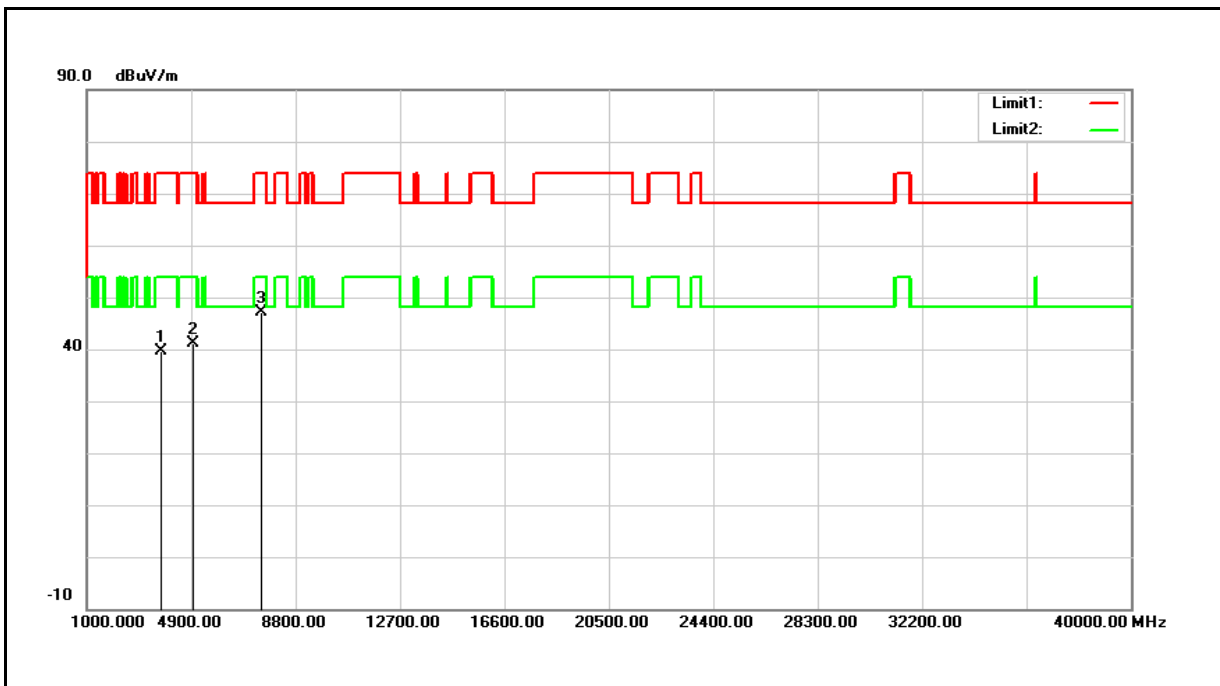


No.	Frequency (MHz)	Reading (dBuV)	Correct Factor (dB/m)	Result (dBuV/m)	Limit (dBuV/m)	Margin (dB)	Remark
1	11550.000	29.89	19.42	49.31	74.00	-24.69	peak
2	17325.000	31.86	25.25	57.11	68.20	-11.09	peak

- Note: 1.Result (dBuV/m) = Correct Factor (dB/m) + Reading(dBuV).
 2.Correction factor (dB/m) = Antenna Factor (dB/m) + Cable loss (dB) – Pre-Amplifier gain (dB).
 3.When the peak results are less than average limit, so not need to evaluate the average.



Standard:	FCC Part 15.407	Test Distance:	3 m
Test item:	Harmonic		
Mode:	Simultaneous Transmitting (WLAN 5 GHz+ WLAN 2.4 GHz)		
Ant.Polar.:	Horizontal		



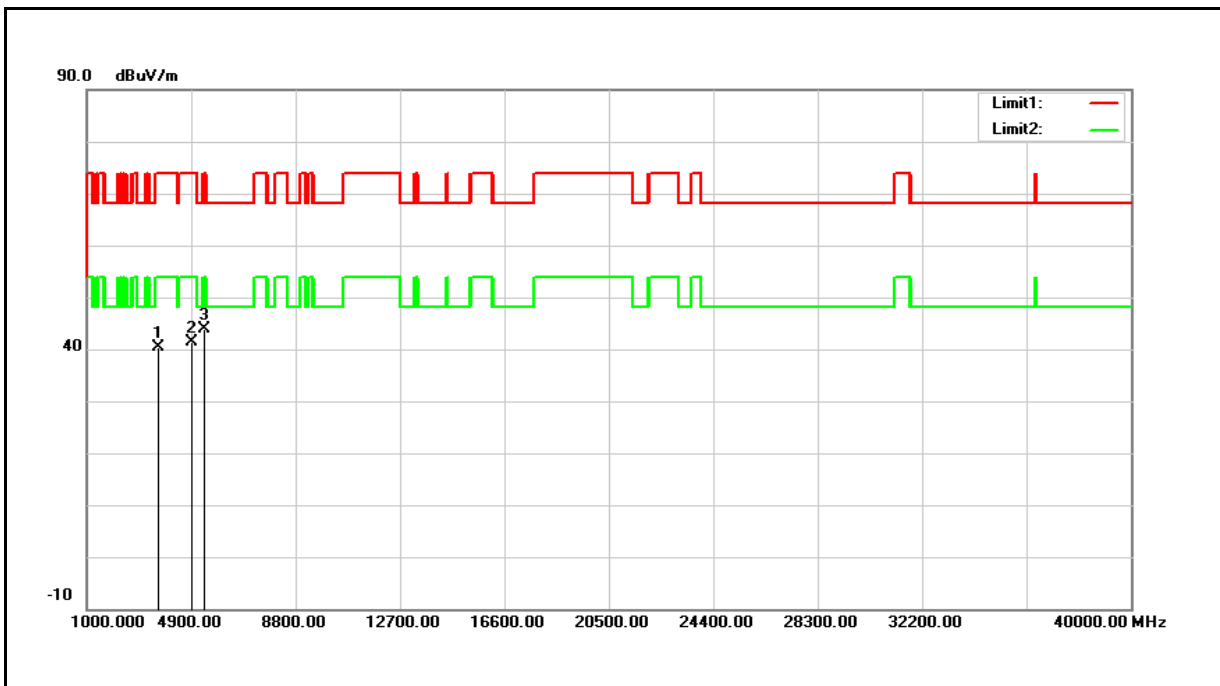
No.	Frequency (MHz)	Reading (dBuV)	Correct Factor (dB/m)	Result (dBuV/m)	Limit (dBuV/m)	Margin (dB)	Remark
1	3737.000	36.67	3.08	39.75	74.00	-34.25	peak
2	4961.000	34.67	6.38	41.05	74.00	-32.95	peak
3	7477.000	33.90	13.30	47.20	74.00	-26.80	peak

Note:1.Result (dBuV/m) = Correct Factor (dB/m) + Reading(dBuV).

2.Correction factor (dB/m) = Antenna Factor (dB/m) + Cable loss (dB) – Pre-Amplifier gain (dB).

3.When the peak results are less than average limit, so not need to evaluate the average.

Standard:	FCC Part 15.407	Test Distance:	3 m
Test item:	Harmonic		
Mode:	Simultaneous Transmitting (WLAN 5 GHz+ WLAN 2.4 GHz)		
Ant.Polar.:	Vertical		



No.	Frequency (MHz)	Reading (dBuV)	Correct Factor (dB/m)	Result (dBuV/m)	Limit (dBuV/m)	Margin (dB)	Remark
1	3635.000	37.78	2.72	40.50	74.00	-33.50	peak
2	4893.000	35.28	6.18	41.46	74.00	-32.54	peak
3	5386.000	36.19	7.61	43.80	74.00	-30.20	peak

Note:1.Result (dBuV/m) = Correct Factor (dB/m) + Reading(dBuV).

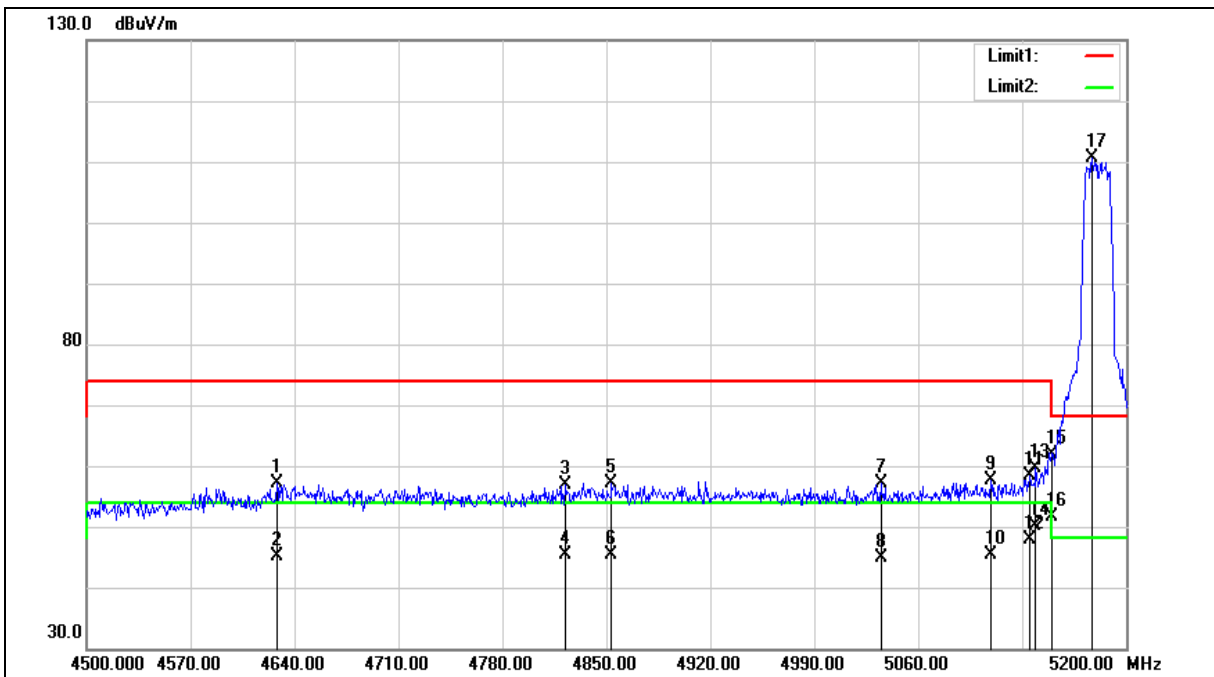
2.Correction factor (dB/m) = Antenna Factor (dB/m) + Cable loss (dB) – Pre-Amplifier gain (dB).

3.When the peak results are less than average limit, so not need to evaluate the average.



Band Edge

Standard:	FCC Part 15.407	Test Distance:	3m
Test item:	Band edge		
Frequency:	5180MHz		
Mode:	Mode 3		
Ant.Polar.:	Horizontal		





Standard:	FCC Part 15.407	Test Distance:	3m
Test item:	Band edge		
Frequency:	5180MHz		
Mode:	Mode 3		
Ant.Polar.:	Horizontal		

No.	Frequency (MHz)	Reading (dBuV)	Correct Factor (dB/m)	Result (dBuV/m)	Limit (dBuV/m)	Margin (dB)	Remark
1	4628.100	51.77	5.37	57.14	74.00	-16.86	peak
2	4628.100	39.82	5.37	45.19	54.00	-8.81	AVG
3	4822.700	50.83	5.97	56.80	74.00	-17.20	peak
4	4822.700	39.34	5.97	45.31	54.00	-8.69	AVG
5	4853.500	51.12	6.07	57.19	74.00	-16.81	peak
6	4853.500	39.35	6.07	45.42	54.00	-8.58	AVG
7	5034.800	50.52	6.60	57.12	74.00	-16.88	peak
8	5034.800	38.31	6.60	44.91	54.00	-9.09	AVG
9	5109.000	50.74	6.82	57.56	74.00	-16.44	peak
10	5109.000	38.57	6.82	45.39	54.00	-8.61	AVG
11	5134.900	51.56	6.89	58.45	74.00	-15.55	peak
12	5134.900	41.05	6.89	47.94	54.00	-6.06	AVG
13	5139.100	52.75	6.91	59.66	74.00	-14.34	peak
14	5139.100	43.30	6.91	50.21	54.00	-3.79	AVG
15	5150.000	54.93	6.94	61.87	74.00	-12.13	peak
16	5150.000	44.79	6.94	51.73	54.00	-2.27	AVG
17	5176.900	103.49	7.02	110.51	--	--	peak

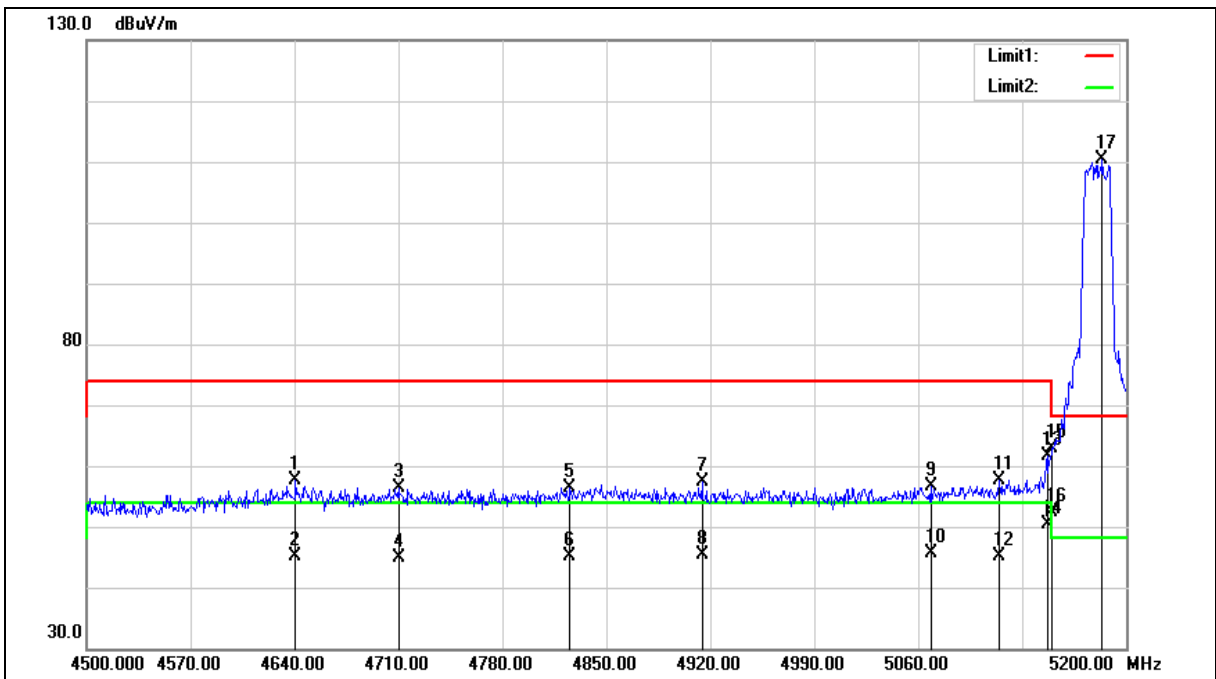
Note:1.Result (dBuV/m) = Correct Factor (dB/m) + Reading(dBuV).

2.Correction factor (dB/m) = Antenna Factor (dB/m) + Cable loss (dB) – Pre-Amplifier gain (dB).

3.When the peak results are less than average limit, so not need to evaluate the average.



Standard:	FCC Part 15.407	Test Distance:	3m
Test item:	Band edge		
Frequency:	5180MHz		
Mode:	Mode 3		
Ant.Polar.:	Vertical		





Standard:	FCC Part 15.407	Test Distance:	3m
Test item:	Band edge		
Frequency:	5180MHz		
Mode:	Mode 3		
Ant.Polar.:	Vertical		

No.	Frequency (MHz)	Reading (dBuV)	Correct Factor (dB/m)	Result (dBuV/m)	Limit (dBuV/m)	Margin (dB)	Remark
1	4640.700	52.29	5.41	57.70	74.00	-16.30	peak
2	4640.700	39.80	5.41	45.21	54.00	-8.79	AVG
3	4710.000	50.78	5.62	56.40	74.00	-17.60	peak
4	4710.000	39.30	5.62	44.92	54.00	-9.08	AVG
5	4825.500	50.44	5.98	56.42	74.00	-17.58	peak
6	4825.500	39.08	5.98	45.06	54.00	-8.94	AVG
7	4914.400	51.13	6.25	57.38	74.00	-16.62	peak
8	4914.400	39.14	6.25	45.39	54.00	-8.61	AVG
9	5068.400	50.03	6.70	56.73	74.00	-17.27	peak
10	5068.400	38.81	6.70	45.51	54.00	-8.49	AVG
11	5114.600	50.85	6.83	57.68	74.00	-16.32	peak
12	5114.600	38.41	6.83	45.24	54.00	-8.76	AVG
13	5146.800	54.78	6.93	61.71	74.00	-12.29	peak
14	5146.800	43.35	6.93	50.28	54.00	-3.72	AVG
15	5150.000	56.03	6.94	62.97	74.00	-11.03	peak
16	5150.000	45.39	6.94	52.33	54.00	-1.67	AVG
17	5183.900	103.25	7.03	110.28	--	--	peak

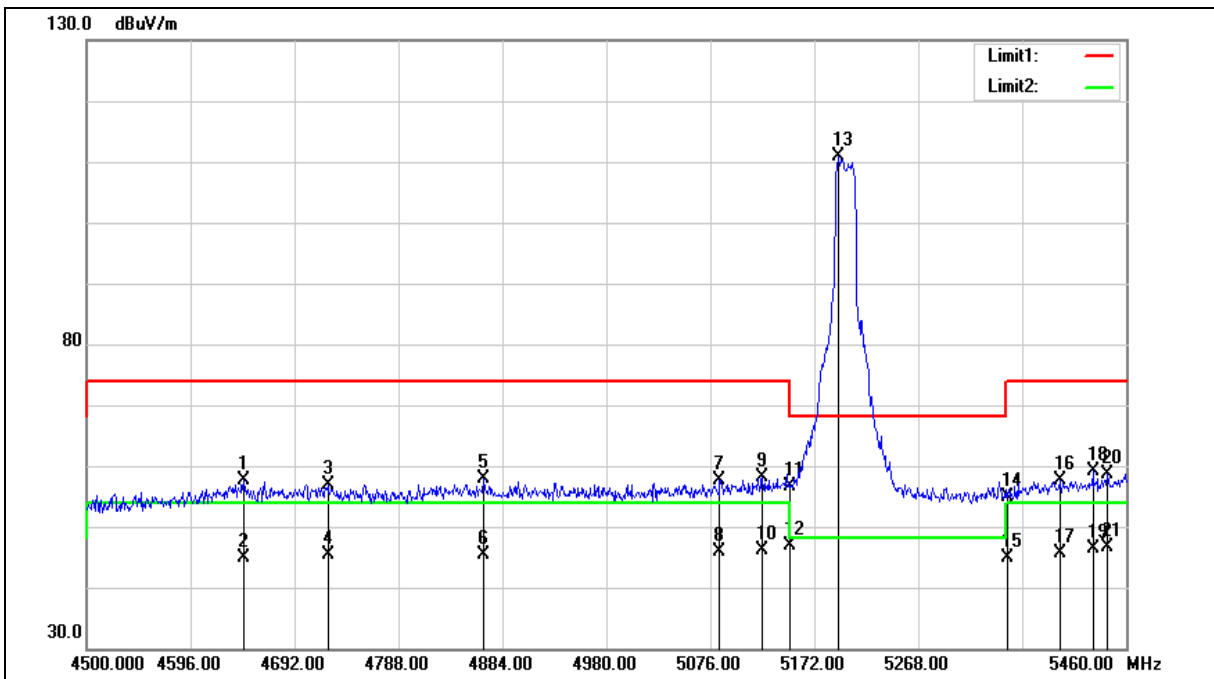
Note:1.Result (dBuV/m) = Correct Factor (dB/m) + Reading(dBuV).

2.Correction factor (dB/m) = Antenna Factor (dB/m) + Cable loss (dB) – Pre-Amplifier gain (dB).

3.When the peak results are less than average limit, so not need to evaluate the average.



Standard:	FCC Part 15.407	Test Distance:	3m
Test item:	Band edge		
Frequency:	5200MHz		
Mode:	Mode 3		
Ant.Polar.:	Horizontal		





Standard:	FCC Part 15.407	Test Distance:	3m
Test item:	Band edge		
Frequency:	5200MHz		
Mode:	Mode 3		
Ant.Polar.:	Horizontal		

No.	Frequency (MHz)	Reading (dBuV)	Correct Factor (dB/m)	Result (dBuV/m)	Limit (dBuV/m)	Margin (dB)	Remark
1	4644.960	52.26	5.42	57.68	74.00	-16.32	peak
2	4644.960	39.53	5.42	44.95	54.00	-9.05	AVG
3	4722.720	51.10	5.67	56.77	74.00	-17.23	peak
4	4722.720	39.70	5.67	45.37	54.00	-8.63	AVG
5	4866.720	51.66	6.11	57.77	74.00	-16.23	peak
6	4866.720	39.38	6.11	45.49	54.00	-8.51	AVG
7	5084.640	50.77	6.74	57.51	74.00	-16.49	peak
8	5084.640	39.08	6.74	45.82	54.00	-8.18	AVG
9	5124.000	51.19	6.85	58.04	74.00	-15.96	peak
10	5124.000	39.16	6.85	46.01	54.00	-7.99	AVG
11	5150.000	49.66	6.94	56.60	74.00	-17.40	peak
12	5150.000	39.82	6.94	46.76	54.00	-7.24	AVG
13	5194.080	103.82	7.06	110.88	--	--	peak
14	5350.000	47.44	7.50	54.94	74.00	-19.06	peak
15	5350.000	37.35	7.50	44.85	54.00	-9.15	AVG
16	5399.520	50.06	7.65	57.71	74.00	-16.29	peak
17	5399.520	37.92	7.65	45.57	54.00	-8.43	AVG
18	5429.280	51.46	7.73	59.19	74.00	-14.81	peak
19	5429.280	38.63	7.73	46.36	54.00	-7.64	AVG
20	5442.720	50.91	7.77	58.68	74.00	-15.32	peak
21	5442.720	38.97	7.77	46.74	54.00	-7.26	AVG

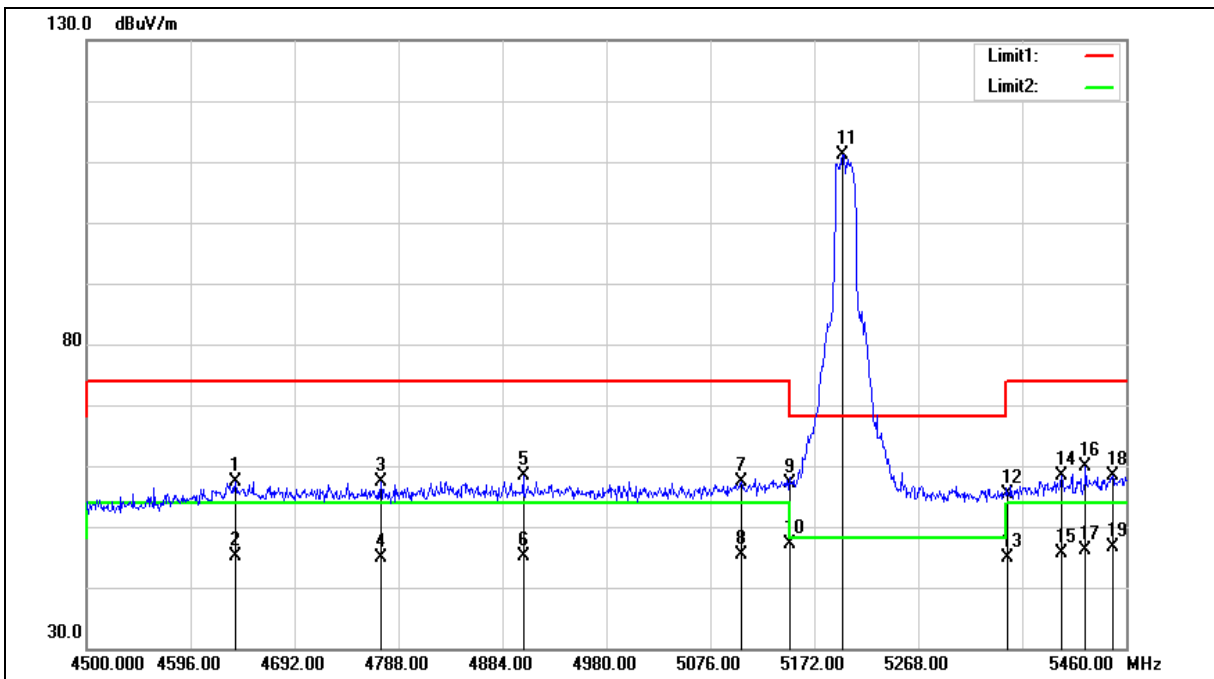
Note:1.Result (dBuV/m) = Correct Factor (dB/m) + Reading(dBuV).

2.Correction factor (dB/m) = Antenna Factor (dB/m) + Cable loss (dB) – Pre-Amplifier gain (dB).

3.When the peak results are less than average limit, so not need to evaluate the average.



Standard:	FCC Part 15.407	Test Distance:	3m
Test item:	Band edge		
Frequency:	5200MHz		
Mode:	Mode 3		
Ant.Polar.:	Vertical		





Standard:	FCC Part 15.407	Test Distance:	3m
Test item:	Band edge		
Frequency:	5200MHz		
Mode:	Mode 3		
Ant.Polar.:	Vertical		

No.	Frequency (MHz)	Reading (dBuV)	Correct Factor (dB/m)	Result (dBuV/m)	Limit (dBuV/m)	Margin (dB)	Remark
1	4637.280	52.04	5.40	57.44	74.00	-16.56	peak
2	4637.280	39.85	5.40	45.25	54.00	-8.75	AVG
3	4771.680	51.53	5.81	57.34	74.00	-16.66	peak
4	4771.680	39.08	5.81	44.89	54.00	-9.11	AVG
5	4903.200	52.05	6.21	58.26	74.00	-15.74	peak
6	4903.200	38.92	6.21	45.13	54.00	-8.87	AVG
7	5104.800	50.47	6.80	57.27	74.00	-16.73	peak
8	5104.800	38.58	6.80	45.38	54.00	-8.62	AVG
9	5150.000	50.17	6.94	57.11	74.00	-16.89	peak
10	5150.000	40.28	6.94	47.22	54.00	-6.78	AVG
11	5197.920	104.02	7.08	111.10	--	--	peak
12	5350.000	47.83	7.50	55.33	74.00	-18.67	peak
13	5350.000	37.45	7.50	44.95	54.00	-9.05	AVG
14	5400.480	50.81	7.65	58.46	74.00	-15.54	peak
15	5400.480	38.01	7.65	45.66	54.00	-8.34	AVG
16	5422.560	52.10	7.71	59.81	74.00	-14.19	peak
17	5422.560	38.47	7.71	46.18	54.00	-7.82	AVG
18	5447.520	50.49	7.79	58.28	74.00	-15.72	peak
19	5447.520	38.85	7.79	46.64	54.00	-7.36	AVG

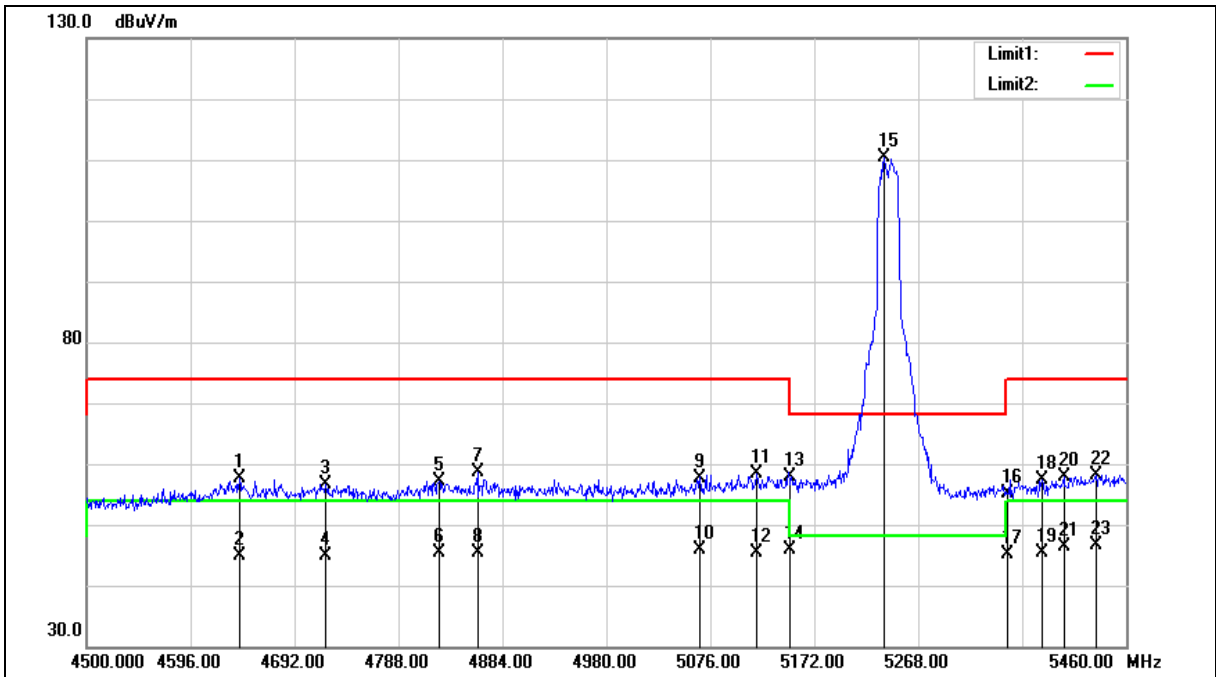
Note:1.Result (dBuV/m) = Correct Factor (dB/m) + Reading(dBuV).

2.Correction factor (dB/m) = Antenna Factor (dB/m) + Cable loss (dB) – Pre-Amplifier gain (dB).

3.When the peak results are less than average limit, so not need to evaluate the average.



Standard:	FCC Part 15.407	Test Distance:	3m
Test item:	Band edge		
Frequency:	5240MHz		
Mode:	Mode 3		
Ant.Polar.:	Horizontal		





Standard:	FCC Part 15.407	Test Distance:	3m
Test item:	Band edge		
Frequency:	5240MHz		
Mode:	Mode 3		
Ant.Polar.:	Horizontal		

No.	Frequency (MHz)	Reading (dBuV)	Correct Factor (dB/m)	Result (dBuV/m)	Limit (dBuV/m)	Margin (dB)	Remark
1	4641.120	52.27	5.41	57.68	74.00	-16.32	peak
2	4641.120	39.36	5.41	44.77	54.00	-9.23	AVG
3	4720.800	51.03	5.66	56.69	74.00	-17.31	peak
4	4720.800	39.30	5.66	44.96	54.00	-9.04	AVG
5	4825.440	51.18	5.98	57.16	74.00	-16.84	peak
6	4825.440	39.31	5.98	45.29	54.00	-8.71	AVG
7	4860.960	52.52	6.08	58.60	74.00	-15.40	peak
8	4860.960	39.42	6.08	45.50	54.00	-8.50	AVG
9	5066.400	51.05	6.70	57.75	74.00	-16.25	peak
10	5066.400	39.06	6.70	45.76	54.00	-8.24	AVG
11	5118.240	51.52	6.84	58.36	74.00	-15.64	peak
12	5118.240	38.49	6.84	45.33	54.00	-8.67	AVG
13	5150.000	50.84	6.94	57.78	74.00	-16.22	peak
14	5150.000	39.04	6.94	45.98	54.00	-8.02	AVG
15	5236.320	103.20	7.19	110.39	--	--	peak
16	5350.000	47.57	7.50	55.07	74.00	-18.93	peak
17	5350.000	37.51	7.50	45.01	54.00	-8.99	AVG
18	5382.240	49.72	7.60	57.32	74.00	-16.68	peak
19	5382.240	37.75	7.60	45.35	54.00	-8.65	AVG
20	5402.400	50.20	7.65	57.85	74.00	-16.15	peak
21	5402.400	38.64	7.65	46.29	54.00	-7.71	AVG
22	5432.160	50.45	7.74	58.19	74.00	-15.81	peak
23	5432.160	38.99	7.74	46.73	54.00	-7.27	AVG

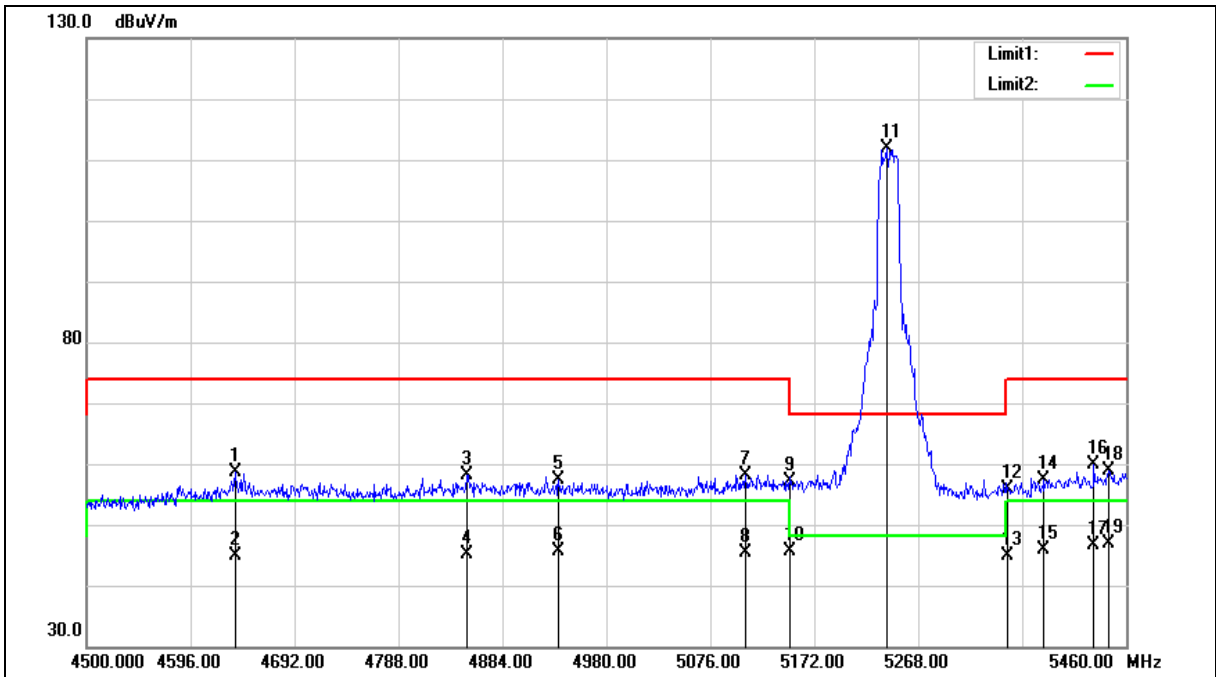
Note:1.Result (dBuV/m) = Correct Factor (dB/m) + Reading(dBuV).

2.Correction factor (dB/m) = Antenna Factor (dB/m) + Cable loss (dB) – Pre-Amplifier gain (dB).

3.When the peak results are less than average limit, so not need to evaluate the average.



Standard:	FCC Part 15.407	Test Distance:	3m
Test item:	Band edge		
Frequency:	5240MHz		
Mode:	Mode 3		
Ant.Polar.:	Vertical		





Standard:	FCC Part 15.407	Test Distance:	3m
Test item:	Band edge		
Frequency:	5240MHz		
Mode:	Mode 3		
Ant.Polar.:	Vertical		

No.	Frequency (MHz)	Reading (dBuV)	Correct Factor (dB/m)	Result (dBuV/m)	Limit (dBuV/m)	Margin (dB)	Remark
1	4637.280	53.27	5.40	58.67	74.00	-15.33	peak
2	4637.280	39.60	5.40	45.00	54.00	-9.00	AVG
3	4851.360	52.12	6.06	58.18	74.00	-15.82	peak
4	4851.360	39.13	6.06	45.19	54.00	-8.81	AVG
5	4935.840	51.04	6.32	57.36	74.00	-16.64	peak
6	4935.840	39.28	6.32	45.60	54.00	-8.40	AVG
7	5108.640	51.34	6.82	58.16	74.00	-15.84	peak
8	5108.640	38.52	6.82	45.34	54.00	-8.66	AVG
9	5150.000	50.07	6.94	57.01	74.00	-16.99	peak
10	5150.000	38.64	6.94	45.58	54.00	-8.42	AVG
11	5239.200	104.61	7.19	111.80	--	--	peak
12	5350.000	48.38	7.50	55.88	74.00	-18.12	peak
13	5350.000	37.29	7.50	44.79	54.00	-9.21	AVG
14	5384.160	49.81	7.60	57.41	74.00	-16.59	peak
15	5384.160	38.16	7.60	45.76	54.00	-8.24	AVG
16	5430.240	52.04	7.73	59.77	74.00	-14.23	peak
17	5430.240	38.93	7.73	46.66	54.00	-7.34	AVG
18	5443.680	51.18	7.77	58.95	74.00	-15.05	peak
19	5443.680	39.04	7.77	46.81	54.00	-7.19	AVG

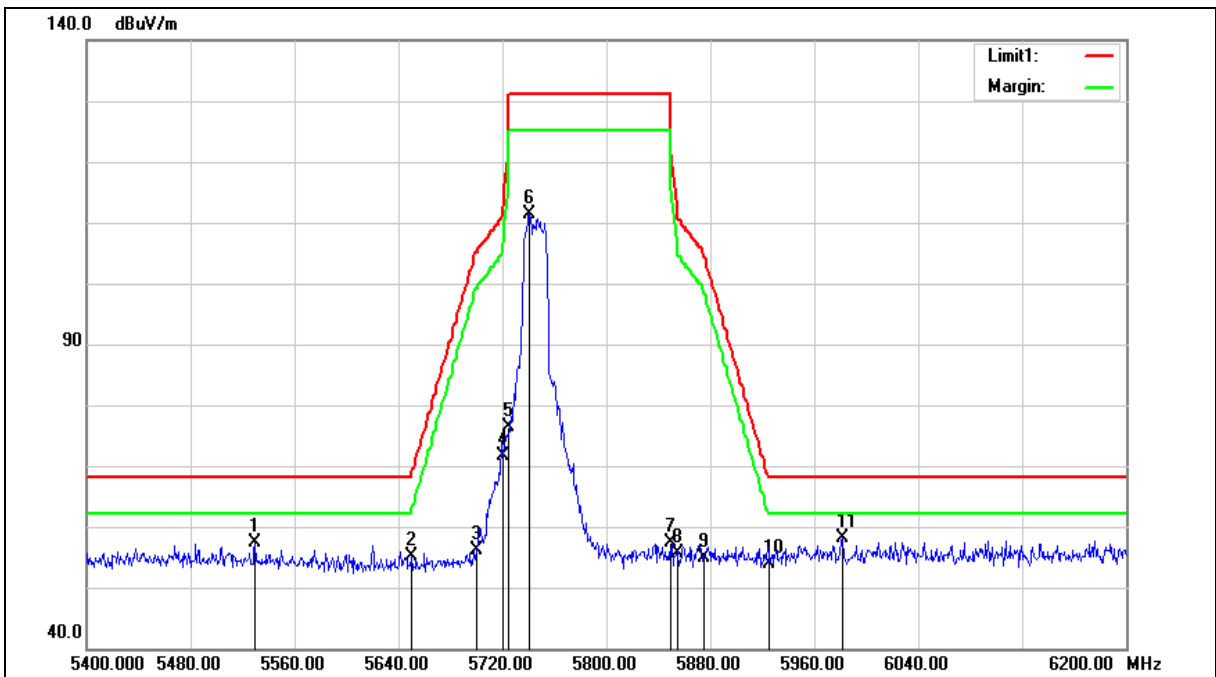
Note:1.Result (dBuV/m) = Correct Factor (dB/m) + Reading(dBuV).

2.Correction factor (dB/m) = Antenna Factor (dB/m) + Cable loss (dB) – Pre-Amplifier gain (dB).

3.When the peak results are less than average limit, so not need to evaluate the average.



Standard:	FCC Part 15.407	Test Distance:	3m
Test item:	Band edge		
Frequency:	5745MHz		
Mode:	Mode 3		
Ant.Polar.:	Horizontal		





Standard:	FCC Part 15.407	Test Distance:	3m
Test item:	Band edge		
Frequency:	5745MHz		
Mode:	Mode 3		
Ant.Polar.:	Horizontal		

No.	Frequency (MHz)	Reading (dBuV)	Correct Factor (dB/m)	Result (dBuV/m)	Limit (dBuV/m)	Margin (dB)	Remark
1	5529.600	51.21	6.09	57.30	68.20	-10.90	peak
2	5650.000	48.94	6.31	55.25	68.20	-12.95	peak
3	5700.000	49.67	6.40	56.07	105.20	-49.13	peak
4	5720.000	65.28	6.44	71.72	110.80	-39.08	peak
5	5725.000	69.90	6.45	76.35	122.20	-45.85	peak
6	5740.800	104.86	6.47	111.33	--	--	peak
7	5850.000	50.59	6.67	57.26	122.20	-64.94	peak
8	5855.000	48.84	6.67	55.51	110.80	-55.29	peak
9	5875.000	48.04	6.72	54.76	105.20	-50.44	peak
10	5925.000	47.00	6.80	53.80	68.20	-14.40	peak
11	5981.600	51.12	6.90	58.02	68.20	-10.18	peak

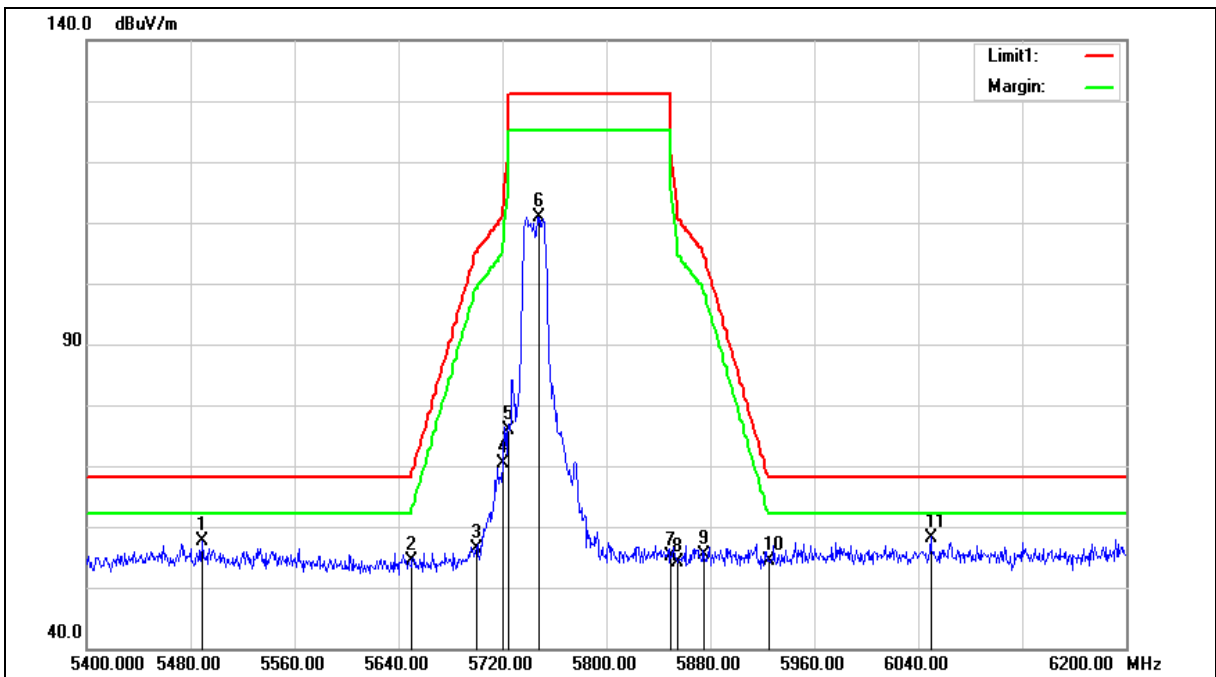
Note:1.Result (dBuV/m) = Correct Factor (dB/m) + Reading(dBuV).

2.Correction factor (dB/m) = Antenna Factor (dB/m) + Cable loss (dB) – Pre-Amplifier gain (dB).

3.When the peak results are less than average limit, so not need to evaluate the average.



Standard:	FCC Part 15.407	Test Distance:	3m
Test item:	Band edge		
Frequency:	5745MHz		
Mode:	Mode 3		
Ant.Polar.:	Vertical		





Standard:	FCC Part 15.407	Test Distance:	3m
Test item:	Band edge		
Frequency:	5745MHz		
Mode:	Mode 3		
Ant.Polar.:	Vertical		

No.	Frequency (MHz)	Reading (dBuV)	Correct Factor (dB/m)	Result (dBuV/m)	Limit (dBuV/m)	Margin (dB)	Remark
1	5488.800	51.54	6.01	57.55	68.20	-10.65	peak
2	5650.000	47.96	6.31	54.27	68.20	-13.93	peak
3	5700.000	49.94	6.40	56.34	105.20	-48.86	peak
4	5720.000	63.95	6.44	70.39	110.80	-40.41	peak
5	5725.000	69.34	6.45	75.79	122.20	-46.41	peak
6	5748.000	104.42	6.48	110.90	--	--	peak
7	5850.000	48.53	6.67	55.20	122.20	-67.00	peak
8	5855.000	47.40	6.67	54.07	110.80	-56.73	peak
9	5875.000	48.59	6.72	55.31	105.20	-49.89	peak
10	5925.000	47.62	6.80	54.42	68.20	-13.78	peak
11	6049.600	51.16	7.09	58.25	68.20	-9.95	peak

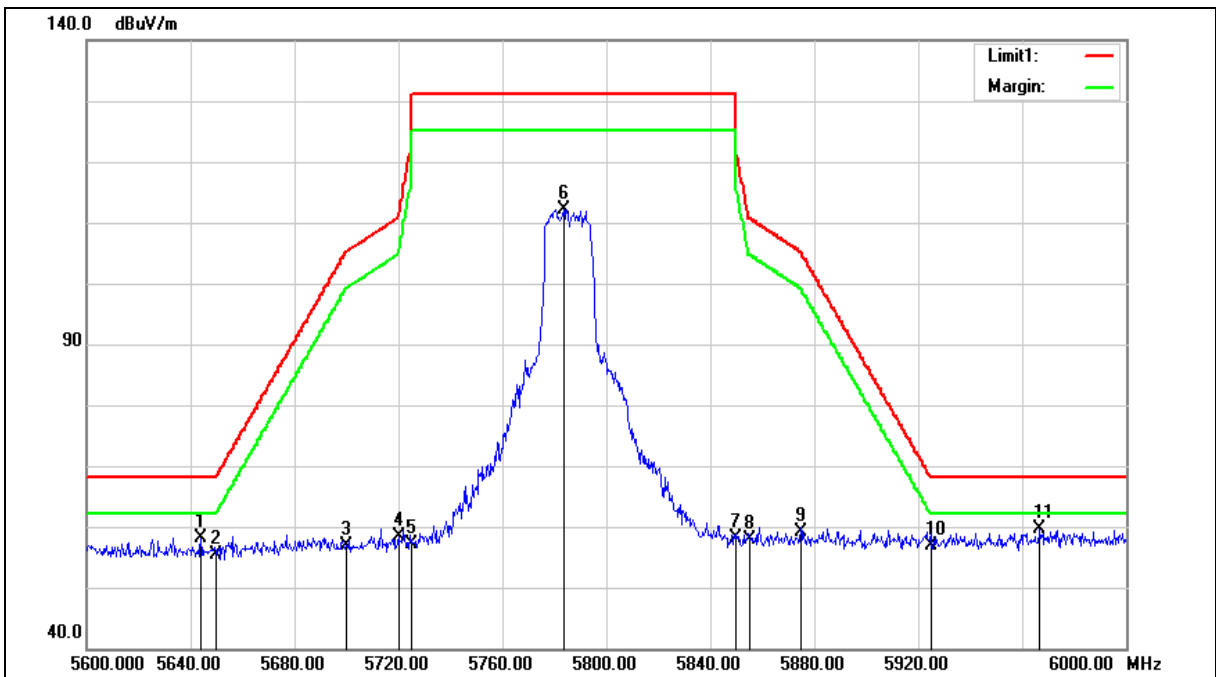
Note:1.Result (dBuV/m) = Correct Factor (dB/m) + Reading(dBuV).

2.Correction factor (dB/m) = Antenna Factor (dB/m) + Cable loss (dB) – Pre-Amplifier gain (dB).

3.When the peak results are less than average limit, so not need to evaluate the average.



Standard:	FCC Part 15.407	Test Distance:	3m
Test item:	Band edge		
Frequency:	5785MHz		
Mode:	Mode 3		
Ant.Polar.:	Horizontal		





Standard:	FCC Part 15.407	Test Distance:	3m
Test item:	Band edge		
Frequency:	5785MHz		
Mode:	Mode 3		
Ant.Polar.:	Horizontal		

No.	Frequency (MHz)	Reading (dBuV)	Correct Factor (dB/m)	Result (dBuV/m)	Limit (dBuV/m)	Margin (dB)	Remark
1	5644.000	50.03	8.22	58.25	68.20	-9.95	peak
2	5650.000	47.24	8.24	55.48	68.20	-12.72	peak
3	5700.000	48.50	8.34	56.84	105.20	-48.36	peak
4	5720.000	49.96	8.38	58.34	110.80	-52.46	peak
5	5725.000	48.64	8.39	57.03	122.20	-65.17	peak
6	5783.600	103.74	8.50	112.24	--	--	peak
7	5850.000	49.56	8.63	58.19	122.20	-64.01	peak
8	5855.000	49.33	8.64	57.97	110.80	-52.83	peak
9	5875.000	50.43	8.69	59.12	105.20	-46.08	peak
10	5925.000	48.03	8.79	56.82	68.20	-11.38	peak
11	5966.800	50.63	8.88	59.51	68.20	-8.69	peak

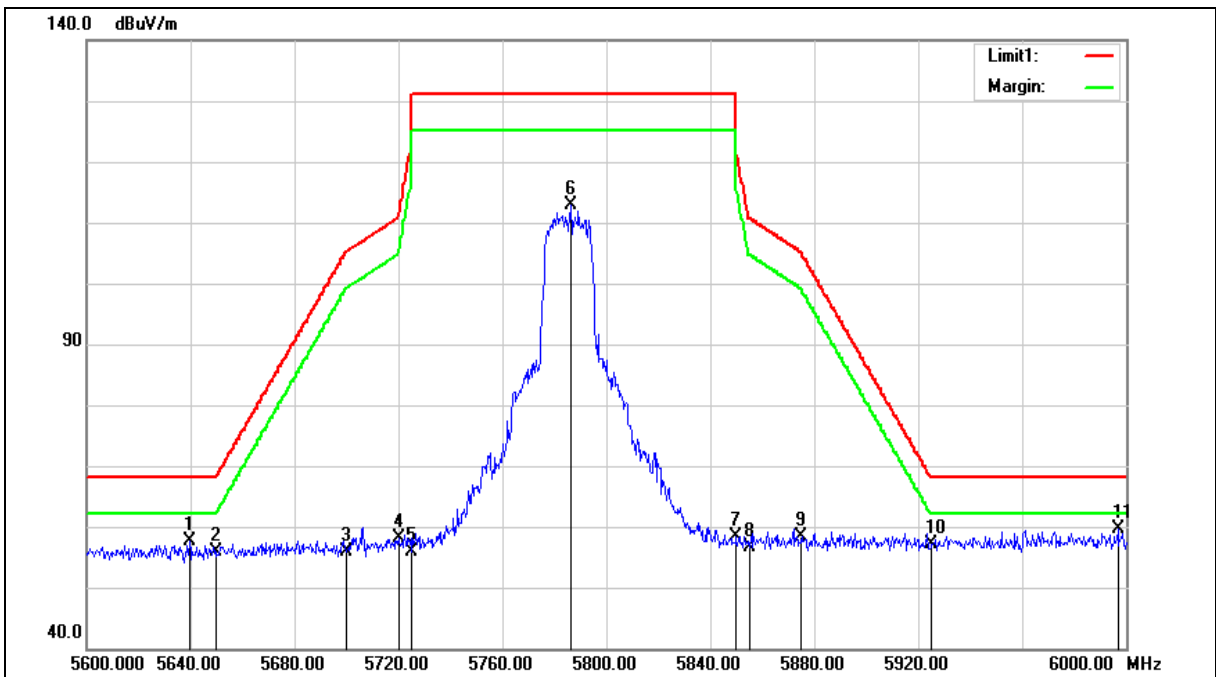
Note:1.Result (dBuV/m) = Correct Factor (dB/m) + Reading(dBuV).

2.Correction factor (dB/m) = Antenna Factor (dB/m) + Cable loss (dB) – Pre-Amplifier gain (dB).

3.When the peak results are less than average limit, so not need to evaluate the average.



Standard:	FCC Part 15.407	Test Distance:	3m
Test item:	Band edge		
Frequency:	5785MHz		
Mode:	Mode 3		
Ant.Polar.:	Vertical		





Standard:	FCC Part 15.407	Test Distance:	3m
Test item:	Band edge		
Frequency:	5785MHz		
Mode:	Mode 3		
Ant.Polar.:	Vertical		

No.	Frequency (MHz)	Reading (dBuV)	Correct Factor (dB/m)	Result (dBuV/m)	Limit (dBuV/m)	Margin (dB)	Remark
1	5639.600	49.36	8.22	57.58	68.20	-10.62	peak
2	5650.000	47.73	8.24	55.97	68.20	-12.23	peak
3	5700.000	47.56	8.34	55.90	105.20	-49.30	peak
4	5720.000	49.80	8.38	58.18	110.80	-52.62	peak
5	5725.000	47.60	8.39	55.99	122.20	-66.21	peak
6	5786.400	104.28	8.51	112.79	--	--	peak
7	5850.000	49.80	8.63	58.43	122.20	-63.77	peak
8	5855.000	48.02	8.64	56.66	110.80	-54.14	peak
9	5875.000	49.77	8.69	58.46	105.20	-46.74	peak
10	5925.000	48.35	8.79	57.14	68.20	-11.06	peak
11	5996.800	50.62	8.94	59.56	68.20	-8.64	peak

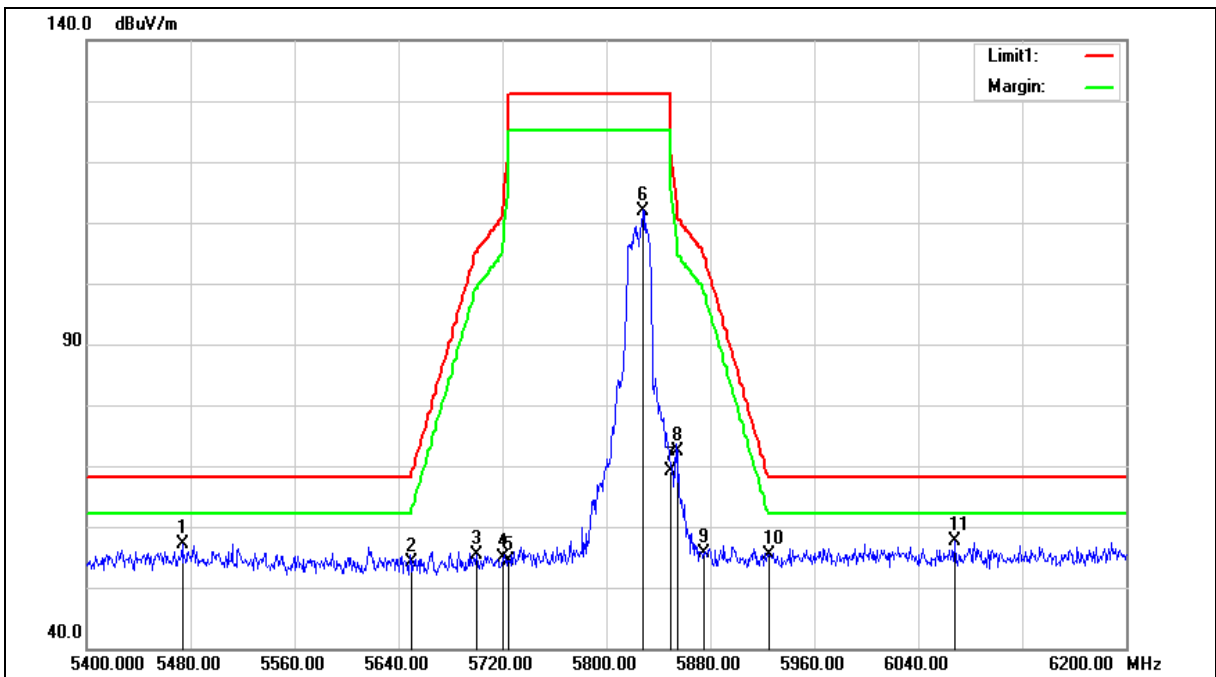
Note:1.Result (dBuV/m) = Correct Factor (dB/m) + Reading(dBuV).

2.Correction factor (dB/m) = Antenna Factor (dB/m) + Cable loss (dB) – Pre-Amplifier gain (dB).

3.When the peak results are less than average limit, so not need to evaluate the average.



Standard:	FCC Part 15.407	Test Distance:	3m
Test item:	Band edge		
Frequency:	5825MHz		
Mode:	Mode 3		
Ant.Polar.:	Horizontal		





Standard:	FCC Part 15.407	Test Distance:	3m
Test item:	Band edge		
Frequency:	5825MHz		
Mode:	Mode 3		
Ant.Polar.:	Horizontal		

No.	Frequency (MHz)	Reading (dBuV)	Correct Factor (dB/m)	Result (dBuV/m)	Limit (dBuV/m)	Margin (dB)	Remark
1	5473.600	51.27	5.96	57.23	68.20	-10.97	peak
2	5650.000	47.94	6.31	54.25	68.20	-13.95	peak
3	5700.000	48.89	6.40	55.29	105.20	-49.91	peak
4	5720.000	48.51	6.44	54.95	110.80	-55.85	peak
5	5725.000	47.90	6.45	54.35	122.20	-67.85	peak
6	5828.000	105.37	6.63	112.00	--	--	peak
7	5850.000	62.57	6.67	69.24	122.20	-52.96	peak
8	5855.000	65.83	6.67	72.50	110.80	-38.30	peak
9	5875.000	48.97	6.72	55.69	105.20	-49.51	peak
10	5925.000	48.56	6.80	55.36	68.20	-12.84	peak
11	6068.000	50.43	7.15	57.58	68.20	-10.62	peak

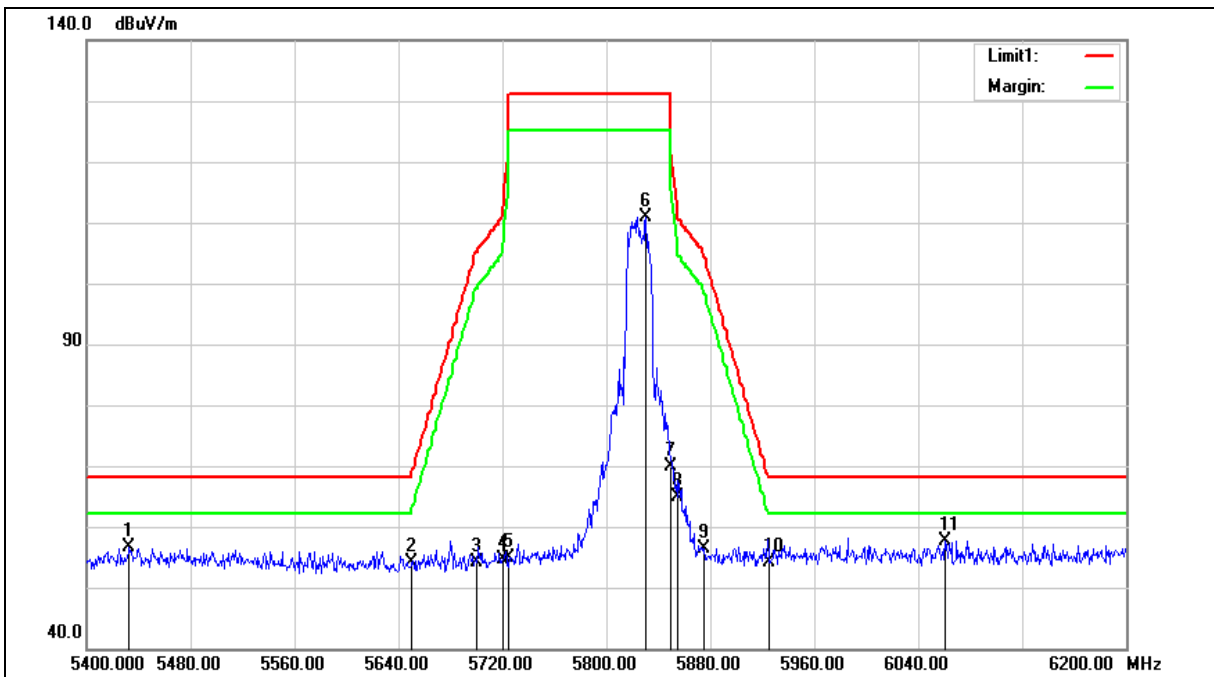
Note:1.Result (dBuV/m) = Correct Factor (dB/m) + Reading(dBuV).

2.Correction factor (dB/m) = Antenna Factor (dB/m) + Cable loss (dB) – Pre-Amplifier gain (dB).

3.When the peak results are less than average limit, so not need to evaluate the average.



Standard:	FCC Part 15.407	Test Distance:	3m
Test item:	Band edge		
Frequency:	5825MHz		
Mode:	Mode 3		
Ant.Polar.:	Vertical		





Standard:	FCC Part 15.407	Test Distance:	3m
Test item:	Band edge		
Frequency:	5825MHz		
Mode:	Mode 3		
Ant.Polar.:	Vertical		

No.	Frequency (MHz)	Reading (dBuV)	Correct Factor (dB/m)	Result (dBuV/m)	Limit (dBuV/m)	Margin (dB)	Remark
1	5432.800	50.85	5.86	56.71	68.20	-11.49	peak
2	5650.000	47.76	6.31	54.07	68.20	-14.13	peak
3	5700.000	47.81	6.40	54.21	105.20	-50.99	peak
4	5720.000	48.17	6.44	54.61	110.80	-56.19	peak
5	5725.000	48.32	6.45	54.77	122.20	-67.43	peak
6	5830.400	104.25	6.63	110.88	--	--	peak
7	5850.000	63.28	6.67	69.95	122.20	-52.25	peak
8	5855.000	58.32	6.67	64.99	110.80	-45.81	peak
9	5875.000	49.57	6.72	56.29	105.20	-48.91	peak
10	5925.000	47.30	6.80	54.10	68.20	-14.10	peak
11	6060.800	50.60	7.12	57.72	68.20	-10.48	peak

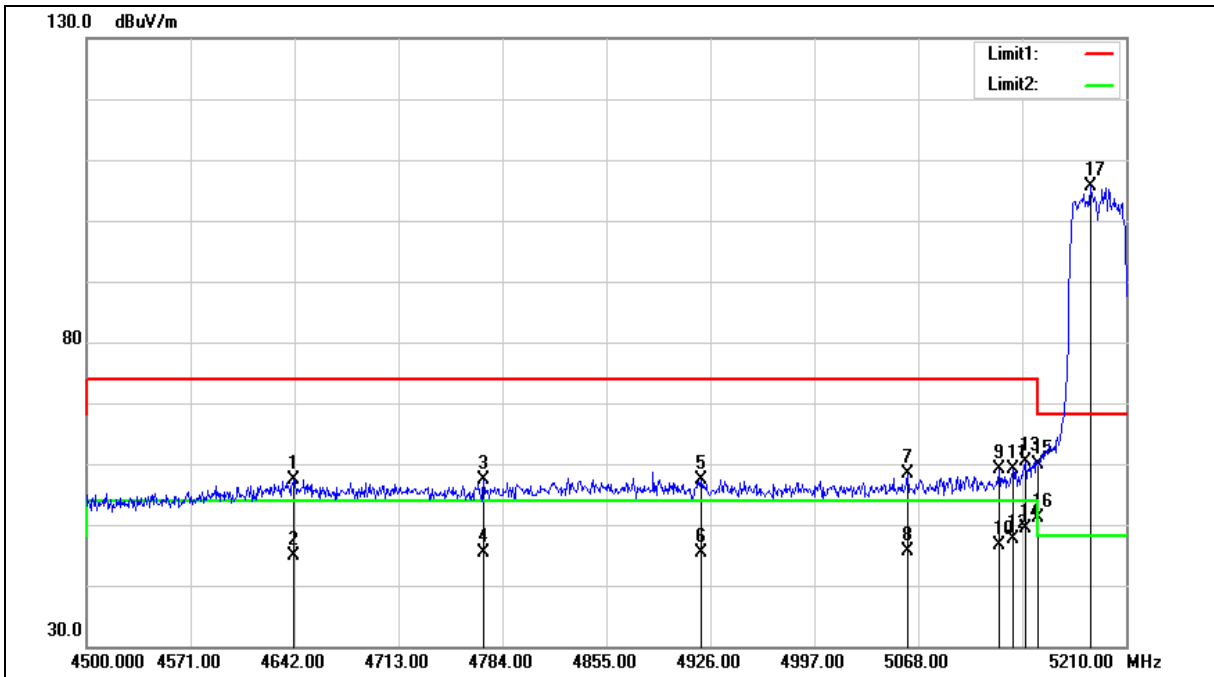
Note:1.Result (dBuV/m) = Correct Factor (dB/m) + Reading(dBuV).

2.Correction factor (dB/m) = Antenna Factor (dB/m) + Cable loss (dB) – Pre-Amplifier gain (dB).

3.When the peak results are less than average limit, so not need to evaluate the average.



Standard:	FCC Part 15.407	Test Distance:	3m
Test item:	Band edge		
Frequency:	5190MHz		
Mode:	Mode 4		
Ant.Polar.:	Horizontal		





Standard:	FCC Part 15.407	Test Distance:	3m
Test item:	Band edge		
Frequency:	5190MHz		
Mode:	Mode 4		
Ant.Polar.:	Horizontal		

No.	Frequency (MHz)	Reading (dBuV)	Correct Factor (dB/m)	Result (dBuV/m)	Limit (dBuV/m)	Margin (dB)	Remark
1	4641.290	51.94	5.41	57.35	74.00	-16.65	peak
2	4641.290	39.54	5.41	44.95	54.00	-9.05	AVG
3	4771.220	51.47	5.81	57.28	74.00	-16.72	peak
4	4771.220	39.46	5.81	45.27	54.00	-8.73	AVG
5	4919.610	51.10	6.26	57.36	74.00	-16.64	peak
6	4919.610	39.20	6.26	45.46	54.00	-8.54	AVG
7	5060.900	51.69	6.68	58.37	74.00	-15.63	peak
8	5060.900	39.05	6.68	45.73	54.00	-8.27	AVG
9	5123.380	52.16	6.85	59.01	74.00	-14.99	peak
10	5123.380	39.67	6.85	46.52	54.00	-7.48	AVG
11	5132.610	52.28	6.89	59.17	74.00	-14.83	peak
12	5132.610	40.82	6.89	47.71	54.00	-6.29	AVG
13	5141.130	53.39	6.91	60.30	74.00	-13.70	peak
14	5141.130	42.58	6.91	49.49	54.00	-4.51	AVG
15	5150.000	52.94	6.94	59.88	74.00	-14.12	peak
16	5150.000	44.18	6.94	51.12	54.00	-2.88	AVG
17	5185.860	98.47	7.04	105.51	--	--	peak

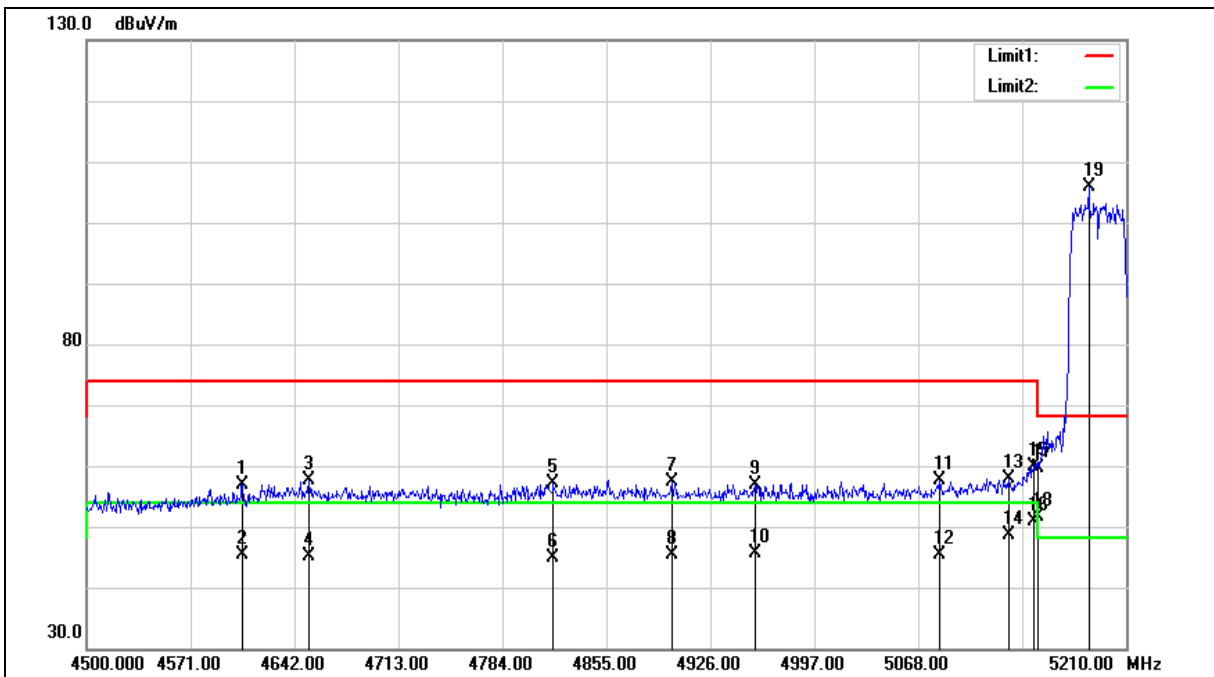
Note:1.Result (dBuV/m) = Correct Factor (dB/m) + Reading(dBuV).

2.Correction factor (dB/m) = Antenna Factor (dB/m) + Cable loss (dB) – Pre-Amplifier gain (dB).

3.When the peak results are less than average limit, so not need to evaluate the average.



Standard:	FCC Part 15.407	Test Distance:	3m
Test item:	Band edge		
Frequency:	5190MHz		
Mode:	Mode 4		
Ant.Polar.:	Vertical		





Standard:	FCC Part 15.407	Test Distance:	3m
Test item:	Band edge		
Frequency:	5190MHz		
Mode:	Mode 4		
Ant.Polar.:	Vertical		

No.	Frequency (MHz)	Reading (dBuV)	Correct Factor (dB/m)	Result (dBuV/m)	Limit (dBuV/m)	Margin (dB)	Remark
1	4606.500	51.63	5.30	56.93	74.00	-17.07	peak
2	4606.500	40.02	5.30	45.32	54.00	-8.68	AVG
3	4651.940	52.08	5.44	57.52	74.00	-16.48	peak
4	4651.940	39.73	5.44	45.17	54.00	-8.83	AVG
5	4818.790	51.14	5.95	57.09	74.00	-16.91	peak
6	4818.790	39.04	5.95	44.99	54.00	-9.01	AVG
7	4899.730	51.12	6.20	57.32	74.00	-16.68	peak
8	4899.730	39.06	6.20	45.26	54.00	-8.74	AVG
9	4956.530	50.41	6.37	56.78	74.00	-17.22	peak
10	4956.530	39.28	6.37	45.65	54.00	-8.35	AVG
11	5082.200	50.95	6.74	57.69	74.00	-16.31	peak
12	5082.200	38.70	6.74	45.44	54.00	-8.56	AVG
13	5129.770	51.10	6.88	57.98	74.00	-16.02	peak
14	5129.770	41.73	6.88	48.61	54.00	-5.39	AVG
15	5146.810	52.99	6.93	59.92	74.00	-14.08	peak
16	5146.810	43.86	6.93	50.79	54.00	-3.21	AVG
17	5150.000	52.67	6.94	59.61	74.00	-14.39	peak
18	5150.000	44.63	6.94	51.57	54.00	-2.43	AVG
19	5184.440	98.83	7.03	105.86	--	--	peak

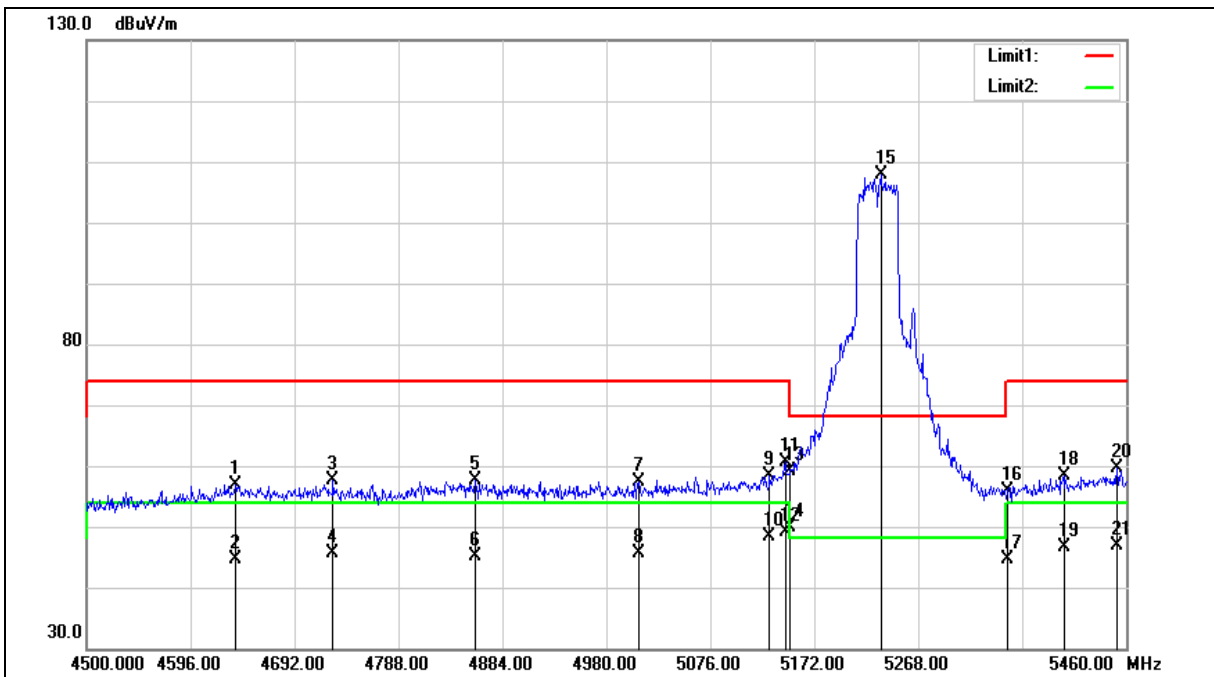
Note:1.Result (dBuV/m) = Correct Factor (dB/m) + Reading(dBuV).

2.Correction factor (dB/m) = Antenna Factor (dB/m) + Cable loss (dB) – Pre-Amplifier gain (dB).

3.When the peak results are less than average limit, so not need to evaluate the average.



Standard:	FCC Part 15.407	Test Distance:	3m
Test item:	Band edge		
Frequency:	5230MHz		
Mode:	Mode 4		
Ant.Polar.:	Horizontal		





Standard:	FCC Part 15.407	Test Distance:	3m
Test item:	Band edge		
Frequency:	5230MHz		
Mode:	Mode 4		
Ant.Polar.:	Horizontal		

No.	Frequency (MHz)	Reading (dBuV)	Correct Factor (dB/m)	Result (dBuV/m)	Limit (dBuV/m)	Margin (dB)	Remark
1	4637.280	51.60	5.40	57.00	74.00	-17.00	peak
2	4637.280	39.26	5.40	44.66	54.00	-9.34	AVG
3	4727.520	51.87	5.68	57.55	74.00	-16.45	peak
4	4727.520	39.95	5.68	45.63	54.00	-8.37	AVG
5	4859.040	51.49	6.08	57.57	74.00	-16.43	peak
6	4859.040	39.12	6.08	45.20	54.00	-8.80	AVG
7	5009.760	50.84	6.54	57.38	74.00	-16.62	peak
8	5009.760	39.01	6.54	45.55	54.00	-8.45	AVG
9	5130.720	51.37	6.89	58.26	74.00	-15.74	peak
10	5130.720	41.40	6.89	48.29	54.00	-5.71	AVG
11	5145.120	53.63	6.93	60.56	74.00	-13.44	peak
12	5145.120	42.18	6.93	49.11	54.00	-4.89	AVG
13	5150.000	52.31	6.94	59.25	74.00	-14.75	peak
14	5150.000	42.85	6.94	49.79	54.00	-4.21	AVG
15	5233.440	100.75	7.17	107.92	--	--	peak
16	5350.000	48.36	7.50	55.86	74.00	-18.14	peak
17	5350.000	37.25	7.50	44.75	54.00	-9.25	AVG
18	5402.400	50.71	7.65	58.36	74.00	-15.64	peak
19	5402.400	38.91	7.65	46.56	54.00	-7.44	AVG
20	5451.360	51.91	7.79	59.70	74.00	-14.30	peak
21	5451.360	39.12	7.79	46.91	54.00	-7.09	AVG

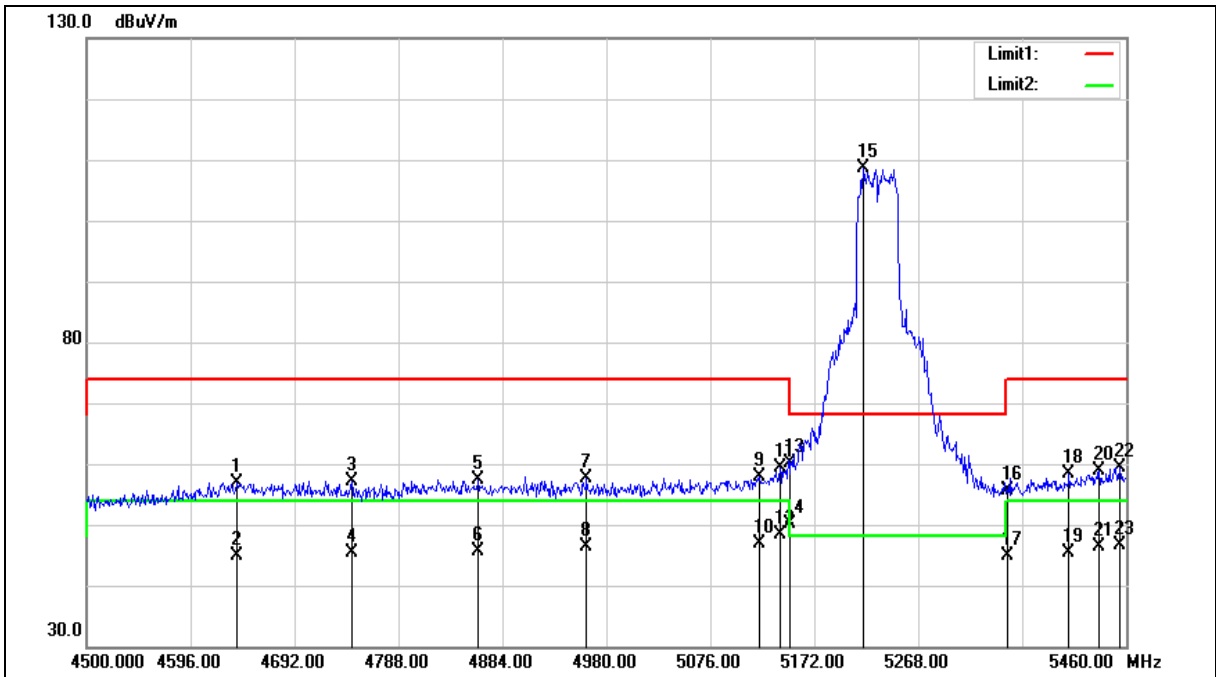
Note:1.Result (dBuV/m) = Correct Factor (dB/m) + Reading(dBuV).

2.Correction factor (dB/m) = Antenna Factor (dB/m) + Cable loss (dB) – Pre-Amplifier gain (dB).

3.When the peak results are less than average limit, so not need to evaluate the average.



Standard:	FCC Part 15.407	Test Distance:	3m
Test item:	Band edge		
Frequency:	5230MHz		
Mode:	Mode 4		
Ant.Polar.:	Vertical		





Standard:	FCC Part 15.407	Test Distance:	3m
Test item:	Band edge		
Frequency:	5230MHz		
Mode:	Mode 4		
Ant.Polar.:	Vertical		

No.	Frequency (MHz)	Reading (dBuV)	Correct Factor (dB/m)	Result (dBuV/m)	Limit (dBuV/m)	Margin (dB)	Remark
1	4638.240	51.55	5.40	56.95	74.00	-17.05	peak
2	4638.240	39.40	5.40	44.80	54.00	-9.20	AVG
3	4744.800	51.38	5.73	57.11	74.00	-16.89	peak
4	4744.800	39.72	5.73	45.45	54.00	-8.55	AVG
5	4861.920	51.26	6.09	57.35	74.00	-16.65	peak
6	4861.920	39.60	6.09	45.69	54.00	-8.31	AVG
7	4961.760	51.35	6.39	57.74	74.00	-16.26	peak
8	4961.760	39.88	6.39	46.27	54.00	-7.73	AVG
9	5121.120	50.94	6.85	57.79	74.00	-16.21	peak
10	5121.120	39.99	6.85	46.84	54.00	-7.16	AVG
11	5140.320	52.54	6.91	59.45	74.00	-14.55	peak
12	5140.320	41.46	6.91	48.37	54.00	-5.63	AVG
13	5150.000	53.25	6.94	60.19	74.00	-13.81	peak
14	5150.000	43.23	6.94	50.17	54.00	-3.83	AVG
15	5217.120	101.39	7.13	108.52	--	--	peak
16	5350.000	48.05	7.50	55.55	74.00	-18.45	peak
17	5350.000	37.32	7.50	44.82	54.00	-9.18	AVG
18	5407.200	50.66	7.67	58.33	74.00	-15.67	peak
19	5407.200	37.70	7.67	45.37	54.00	-8.63	AVG
20	5435.040	51.10	7.75	58.85	74.00	-15.15	peak
21	5435.040	38.56	7.75	46.31	54.00	-7.69	AVG
22	5454.240	51.62	7.80	59.42	74.00	-14.58	peak
23	5454.240	38.75	7.80	46.55	54.00	-7.45	AVG

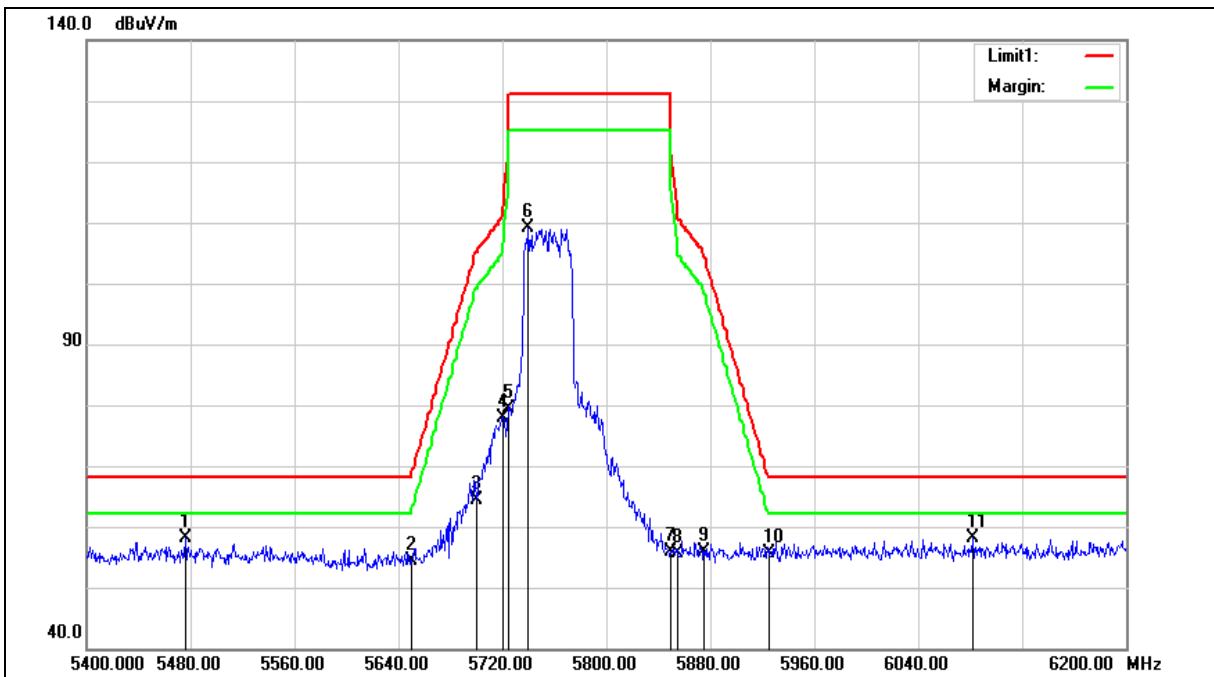
Note:1.Result (dBuV/m) = Correct Factor (dB/m) + Reading(dBuV).

2.Correction factor (dB/m) = Antenna Factor (dB/m) + Cable loss (dB) – Pre-Amplifier gain (dB).

3.When the peak results are less than average limit, so not need to evaluate the average.



Standard:	FCC Part 15.407	Test Distance:	3m
Test item:	Band edge		
Frequency:	5755MHz		
Mode:	Mode 4		
Ant.Polar.:	Horizontal		





Standard:	FCC Part 15.407	Test Distance:	3m
Test item:	Band edge		
Frequency:	5755MHz		
Mode:	Mode 4		
Ant.Polar.:	Horizontal		

No.	Frequency (MHz)	Reading (dBuV)	Correct Factor (dB/m)	Result (dBuV/m)	Limit (dBuV/m)	Margin (dB)	Remark
1	5476.000	52.22	5.98	58.20	68.20	-10.00	peak
2	5650.000	47.96	6.31	54.27	68.20	-13.93	peak
3	5700.000	57.96	6.40	64.36	105.20	-40.84	peak
4	5720.000	71.51	6.44	77.95	110.80	-32.85	peak
5	5725.000	72.94	6.45	79.39	122.20	-42.81	peak
6	5740.000	102.71	6.47	109.18	--	--	peak
7	5850.000	49.16	6.67	55.83	122.20	-66.37	peak
8	5855.000	48.87	6.67	55.54	110.80	-55.26	peak
9	5875.000	49.19	6.72	55.91	105.20	-49.29	peak
10	5925.000	48.83	6.80	55.63	68.20	-12.57	peak
11	6082.400	50.98	7.18	58.16	68.20	-10.04	peak

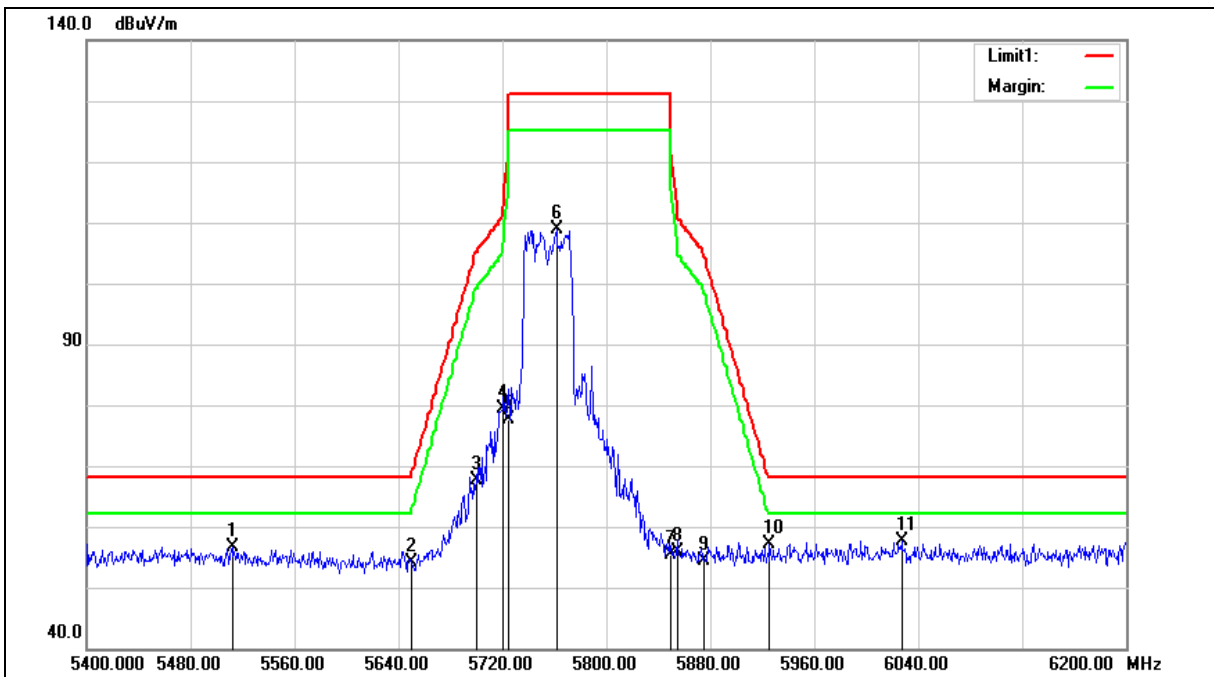
Note:1.Result (dBuV/m) = Correct Factor (dB/m) + Reading(dBuV).

2.Correction factor (dB/m) = Antenna Factor (dB/m) + Cable loss (dB) – Pre-Amplifier gain (dB).

3.When the peak results are less than average limit, so not need to evaluate the average.



Standard:	FCC Part 15.407	Test Distance:	3m
Test item:	Band edge		
Frequency:	5755MHz		
Mode:	Mode 4		
Ant.Polar.:	Vertical		





Standard:	FCC Part 15.407	Test Distance:	3m
Test item:	Band edge		
Frequency:	5755MHz		
Mode:	Mode 4		
Ant.Polar.:	Vertical		

No.	Frequency (MHz)	Reading (dBuV)	Correct Factor (dB/m)	Result (dBuV/m)	Limit (dBuV/m)	Margin (dB)	Remark
1	5512.000	50.67	6.05	56.72	68.20	-11.48	peak
2	5650.000	47.85	6.31	54.16	68.20	-14.04	peak
3	5700.000	61.23	6.40	67.63	105.20	-37.57	peak
4	5720.000	72.82	6.44	79.26	110.80	-31.54	peak
5	5725.000	71.19	6.45	77.64	122.20	-44.56	peak
6	5761.600	102.35	6.51	108.86	--	--	peak
7	5850.000	48.72	6.67	55.39	122.20	-66.81	peak
8	5855.000	49.12	6.67	55.79	110.80	-55.01	peak
9	5875.000	47.65	6.72	54.37	105.20	-50.83	peak
10	5925.000	50.34	6.80	57.14	68.20	-11.06	peak
11	6027.200	50.52	7.02	57.54	68.20	-10.66	peak

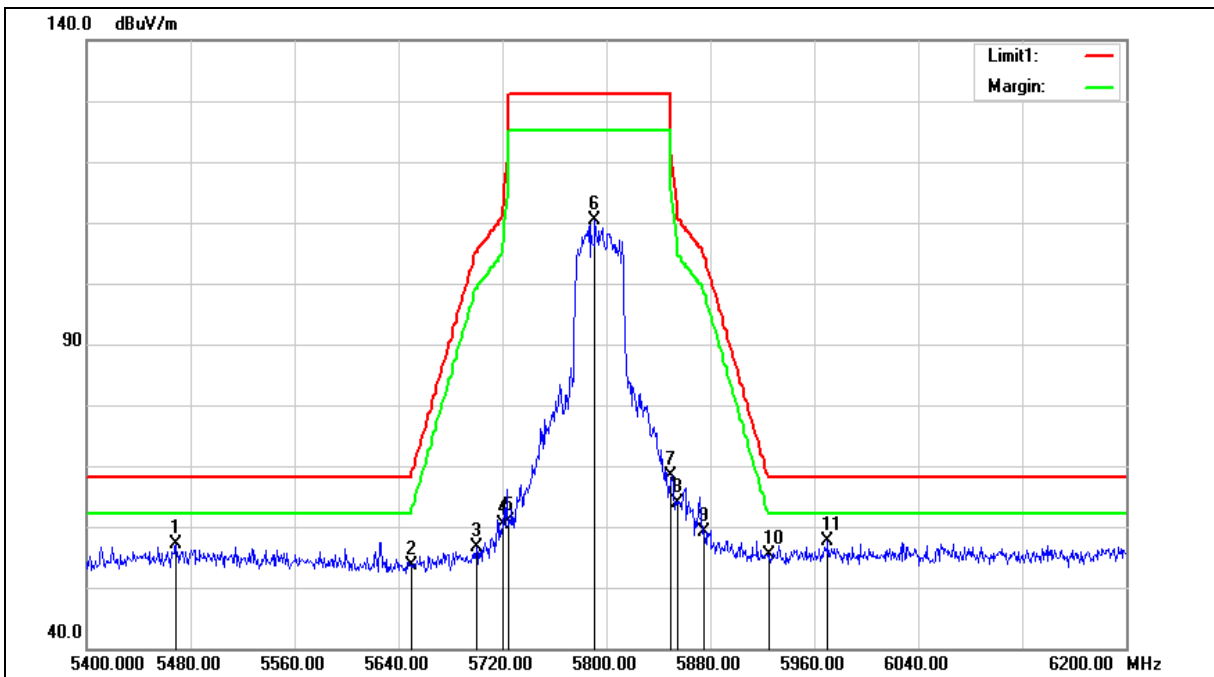
Note:1.Result (dBuV/m) = Correct Factor (dB/m) + Reading(dBuV).

2.Correction factor (dB/m) = Antenna Factor (dB/m) + Cable loss (dB) – Pre-Amplifier gain (dB).

3.When the peak results are less than average limit, so not need to evaluate the average.



Standard:	FCC Part 15.407	Test Distance:	3m
Test item:	Band edge		
Frequency:	5795MHz		
Mode:	Mode 4		
Ant.Polar.:	Horizontal		





Standard:	FCC Part 15.407	Test Distance:	3m
Test item:	Band edge		
Frequency:	5795MHz		
Mode:	Mode 4		
Ant.Polar.:	Horizontal		

No.	Frequency (MHz)	Reading (dBuV)	Correct Factor (dB/m)	Result (dBuV/m)	Limit (dBuV/m)	Margin (dB)	Remark
1	5468.800	51.18	5.95	57.13	68.20	-11.07	peak
2	5650.000	47.36	6.31	53.67	68.20	-14.53	peak
3	5700.000	50.23	6.40	56.63	105.20	-48.57	peak
4	5720.000	53.90	6.44	60.34	110.80	-50.46	peak
5	5725.000	54.49	6.45	60.94	122.20	-61.26	peak
6	5791.200	103.77	6.57	110.34	--	--	peak
7	5850.000	61.82	6.67	68.49	122.20	-53.71	peak
8	5855.000	57.20	6.67	63.87	110.80	-46.93	peak
9	5875.000	52.46	6.72	59.18	105.20	-46.02	peak
10	5925.000	48.57	6.80	55.37	68.20	-12.83	peak
11	5970.400	50.85	6.89	57.74	68.20	-10.46	peak

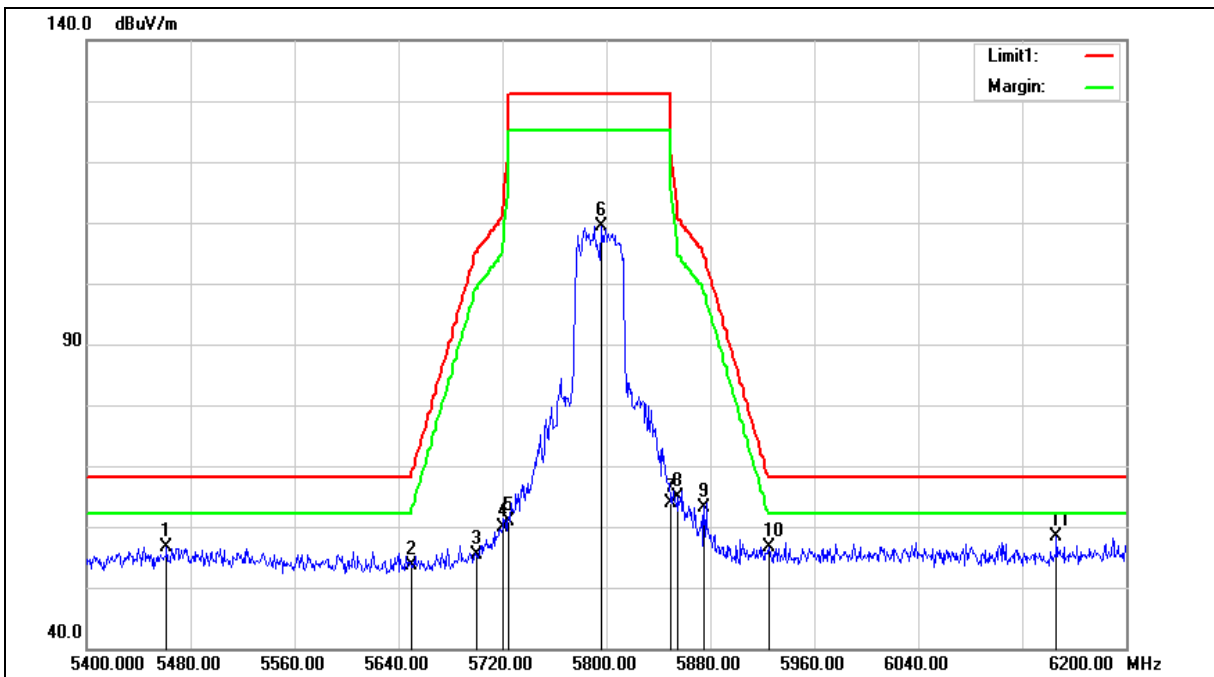
Note:1.Result (dBuV/m) = Correct Factor (dB/m) + Reading(dBuV).

2.Correction factor (dB/m) = Antenna Factor (dB/m) + Cable loss (dB) – Pre-Amplifier gain (dB).

3.When the peak results are less than average limit, so not need to evaluate the average.



Standard:	FCC Part 15.407	Test Distance:	3m
Test item:	Band edge		
Frequency:	5795MHz		
Mode:	Mode 4		
Ant.Polar.:	Vertical		





Standard:	FCC Part 15.407	Test Distance:	3m
Test item:	Band edge		
Frequency:	5795MHz		
Mode:	Mode 4		
Ant.Polar.:	Vertical		

No.	Frequency (MHz)	Reading (dBuV)	Correct Factor (dB/m)	Result (dBuV/m)	Limit (dBuV/m)	Margin (dB)	Remark
1	5461.600	50.74	5.93	56.67	68.20	-11.53	peak
2	5650.000	47.44	6.31	53.75	68.20	-14.45	peak
3	5700.000	49.05	6.40	55.45	105.20	-49.75	peak
4	5720.000	53.37	6.44	59.81	110.80	-50.99	peak
5	5725.000	54.31	6.45	60.76	122.20	-61.44	peak
6	5796.000	102.78	6.57	109.35	--	--	peak
7	5850.000	57.30	6.67	63.97	122.20	-58.23	peak
8	5855.000	58.11	6.67	64.78	110.80	-46.02	peak
9	5875.000	56.53	6.72	63.25	105.20	-41.95	peak
10	5925.000	49.82	6.80	56.62	68.20	-11.58	peak
11	6146.400	50.95	7.37	58.32	68.20	-9.88	peak

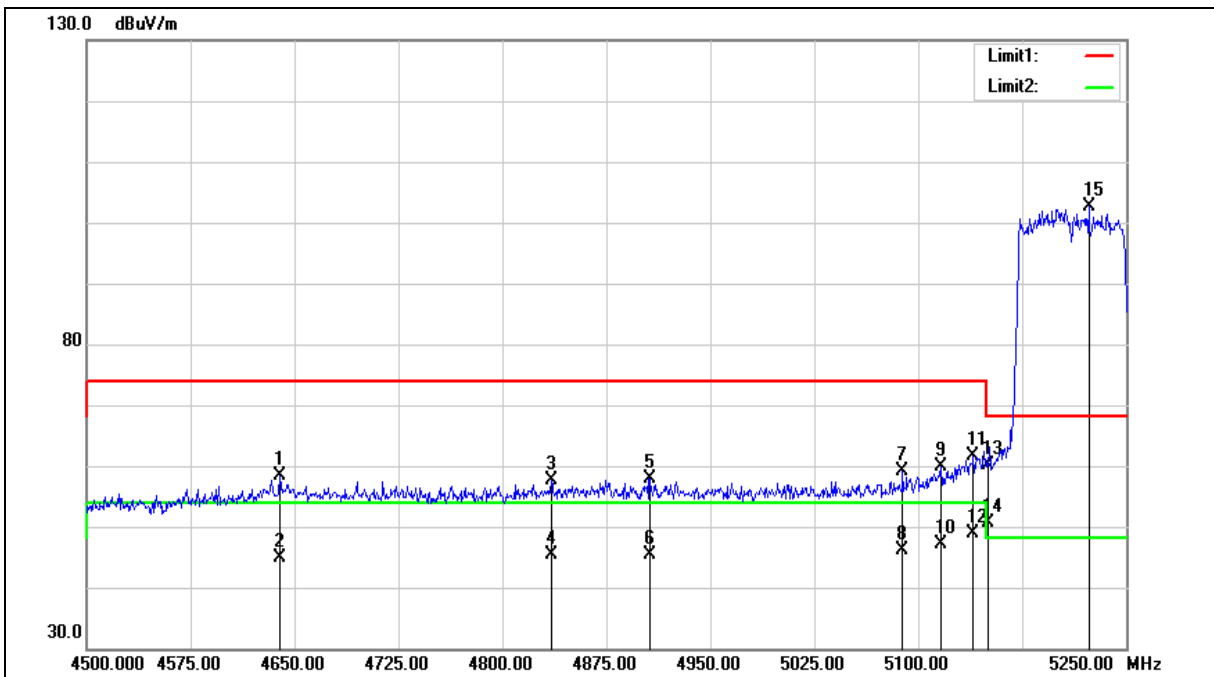
Note:1.Result (dBuV/m) = Correct Factor (dB/m) + Reading(dBuV).

2.Correction factor (dB/m) = Antenna Factor (dB/m) + Cable loss (dB) – Pre-Amplifier gain (dB).

3.When the peak results are less than average limit, so not need to evaluate the average.



Standard:	FCC Part 15.407	Test Distance:	3m
Test item:	Band edge		
Frequency:	5210MHz		
Mode:	Mode 5		
Ant.Polar.:	Horizontal		





Standard:	FCC Part 15.407	Test Distance:	3m
Test item:	Band edge		
Frequency:	5210MHz		
Mode:	Mode 5		
Ant.Polar.:	Horizontal		

No.	Frequency (MHz)	Reading (dBuV)	Correct Factor (dB/m)	Result (dBuV/m)	Limit (dBuV/m)	Margin (dB)	Remark
1	4639.500	52.92	5.41	58.33	74.00	-15.67	peak
2	4639.500	39.36	5.41	44.77	54.00	-9.23	AVG
3	4835.250	51.58	6.00	57.58	74.00	-16.42	peak
4	4835.250	39.31	6.00	45.31	54.00	-8.69	AVG
5	4906.500	51.75	6.22	57.97	74.00	-16.03	peak
6	4906.500	39.15	6.22	45.37	54.00	-8.63	AVG
7	5088.750	52.31	6.76	59.07	74.00	-14.93	peak
8	5088.750	39.30	6.76	46.06	54.00	-7.94	AVG
9	5116.500	52.92	6.84	59.76	74.00	-14.24	peak
10	5116.500	40.29	6.84	47.13	54.00	-6.87	AVG
11	5139.750	54.75	6.91	61.66	74.00	-12.34	peak
12	5139.750	41.96	6.91	48.87	54.00	-5.13	AVG
13	5150.000	53.20	6.94	60.14	74.00	-13.86	peak
14	5150.000	43.73	6.94	50.67	54.00	-3.33	AVG
15	5223.000	95.60	7.14	102.74	--	--	peak

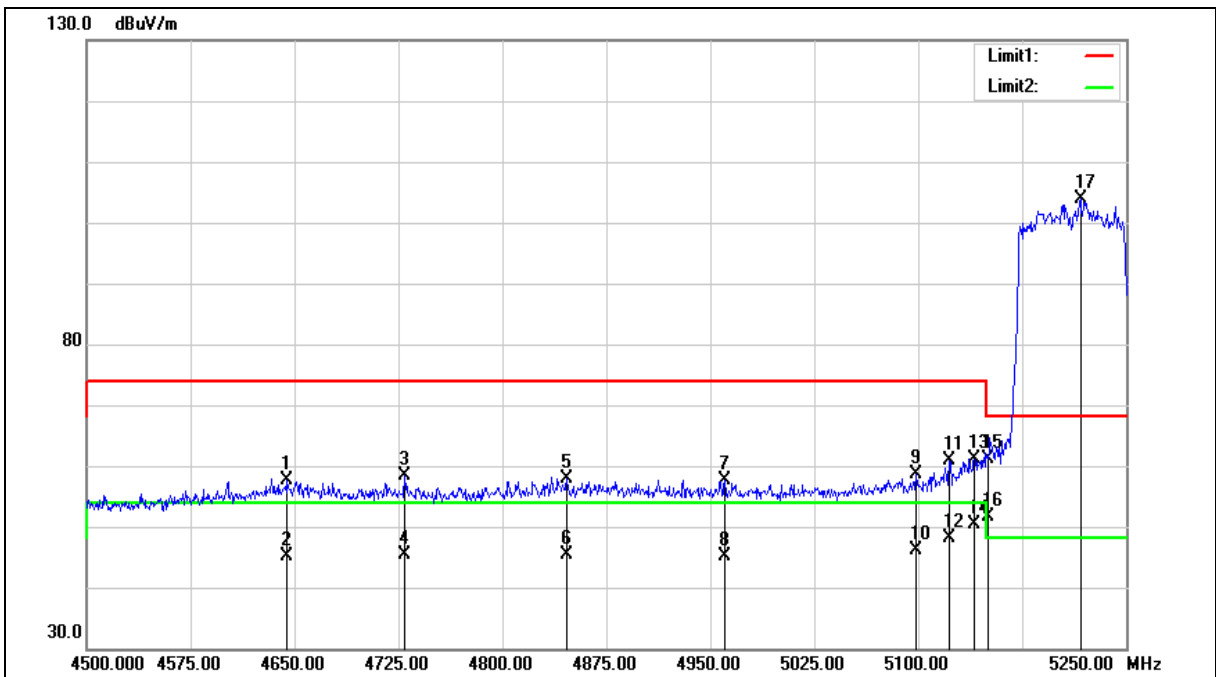
Note:1.Result (dBuV/m) = Correct Factor (dB/m) + Reading(dBuV).

2.Correction factor (dB/m) = Antenna Factor (dB/m) + Cable loss (dB) – Pre-Amplifier gain (dB).

3.When the peak results are less than average limit, so not need to evaluate the average.



Standard:	FCC Part 15.407	Test Distance:	3m
Test item:	Band edge		
Frequency:	5210MHz		
Mode:	Mode 5		
Ant.Polar.:	Vertical		





Standard:	FCC Part 15.407	Test Distance:	3m
Test item:	Band edge		
Frequency:	5210MHz		
Mode:	Mode 5		
Ant.Polar.:	Vertical		

No.	Frequency (MHz)	Reading (dBuV)	Correct Factor (dB/m)	Result (dBuV/m)	Limit (dBuV/m)	Margin (dB)	Remark
1	4644.750	52.16	5.42	57.58	74.00	-16.42	peak
2	4644.750	39.65	5.42	45.07	54.00	-8.93	AVG
3	4729.500	52.81	5.68	58.49	74.00	-15.51	peak
4	4729.500	39.81	5.68	45.49	54.00	-8.51	AVG
5	4846.500	51.93	6.04	57.97	74.00	-16.03	peak
6	4846.500	39.25	6.04	45.29	54.00	-8.71	AVG
7	4960.500	51.35	6.38	57.73	74.00	-16.27	peak
8	4960.500	38.73	6.38	45.11	54.00	-8.89	AVG
9	5098.500	51.72	6.79	58.51	74.00	-15.49	peak
10	5098.500	39.42	6.79	46.21	54.00	-7.79	AVG
11	5122.500	53.95	6.85	60.80	74.00	-13.20	peak
12	5122.500	41.31	6.85	48.16	54.00	-5.84	AVG
13	5140.500	54.16	6.91	61.07	74.00	-12.93	peak
14	5140.500	43.37	6.91	50.28	54.00	-3.72	AVG
15	5150.000	54.14	6.94	61.08	74.00	-12.92	peak
16	5150.000	44.79	6.94	51.73	54.00	-2.27	AVG
17	5217.000	96.79	7.13	103.92	--	--	peak

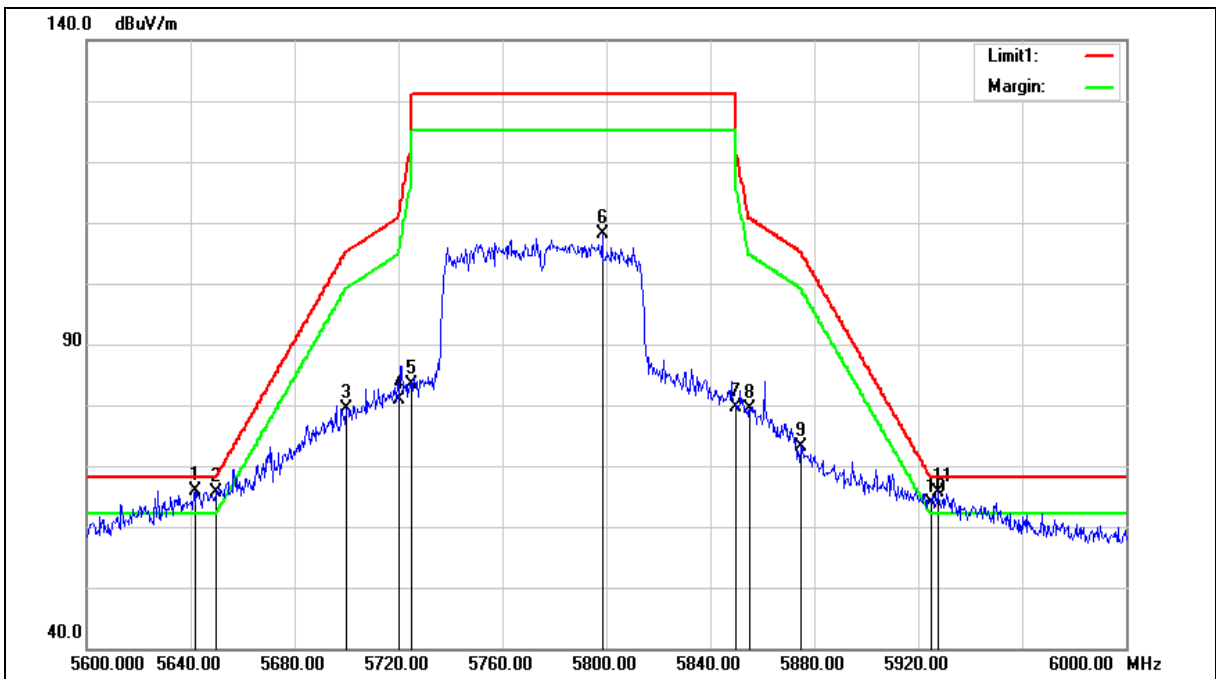
Note:1.Result (dBuV/m) = Correct Factor (dB/m) + Reading(dBuV).

2.Correction factor (dB/m) = Antenna Factor (dB/m) + Cable loss (dB) – Pre-Amplifier gain (dB).

3.When the peak results are less than average limit, so not need to evaluate the average.



Standard:	FCC Part 15.407	Test Distance:	3m
Test item:	Band edge		
Frequency:	5775MHz		
Mode:	Mode 5		
Ant.Polar.:	Horizontal		





Standard:	FCC Part 15.407	Test Distance:	3m
Test item:	Band edge		
Frequency:	5775MHz		
Mode:	Mode 5		
Ant.Polar.:	Horizontal		

No.	Frequency (MHz)	Reading (dBuV)	Correct Factor (dB/m)	Result (dBuV/m)	Limit (dBuV/m)	Margin (dB)	Remark
1	5641.600	57.67	8.22	65.89	68.20	-2.31	peak
2	5650.000	57.43	8.24	65.67	68.20	-2.53	peak
3	5700.000	70.97	8.34	79.31	105.20	-25.89	peak
4	5720.000	72.61	8.38	80.99	110.80	-29.81	peak
5	5725.000	74.95	8.39	83.34	122.20	-38.86	peak
6	5798.400	99.54	8.53	108.07	--	--	peak
7	5850.000	71.02	8.63	79.65	122.20	-42.55	peak
8	5855.000	70.84	8.64	79.48	110.80	-31.32	peak
9	5875.000	64.51	8.69	73.20	105.20	-32.00	peak
10	5925.000	55.19	8.79	63.98	68.20	-4.22	peak
11	5927.600	56.89	8.80	65.69	68.20	-2.51	peak

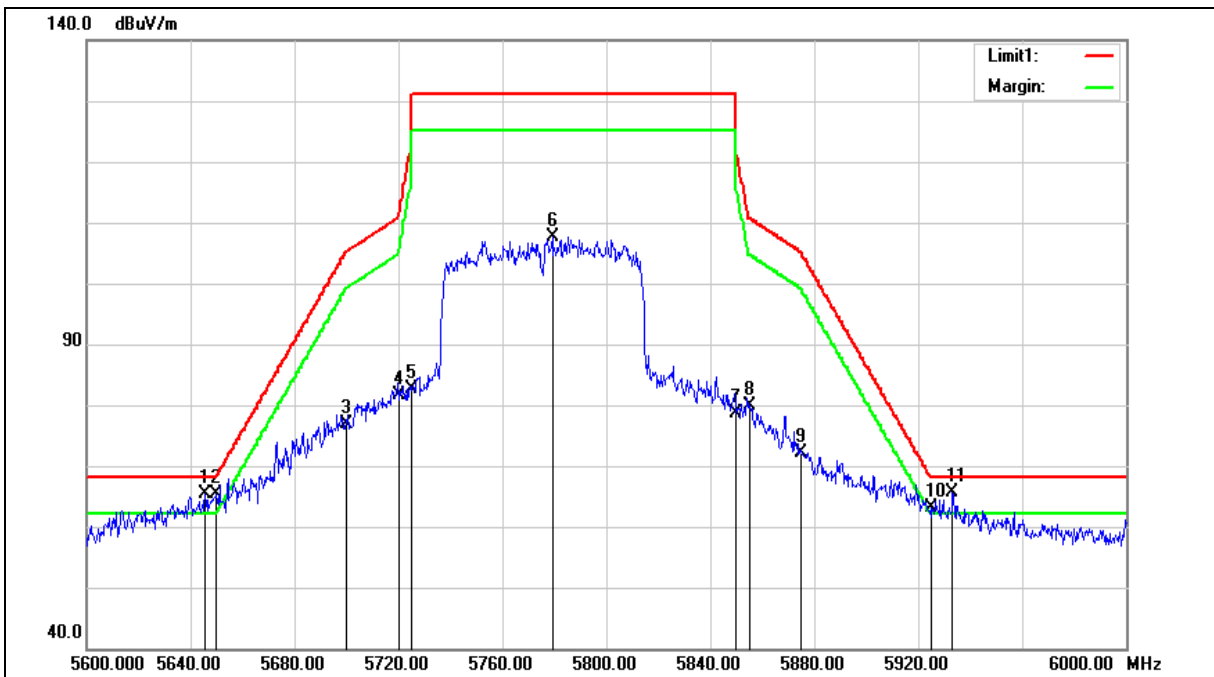
Note:1.Result (dBuV/m) = Correct Factor (dB/m) + Reading(dBuV).

2.Correction factor (dB/m) = Antenna Factor (dB/m) + Cable loss (dB) – Pre-Amplifier gain (dB).

3.When the peak results are less than average limit, so not need to evaluate the average.



Standard:	FCC Part 15.407	Test Distance:	3m
Test item:	Band edge		
Frequency:	5775MHz		
Mode:	Mode 5		
Ant.Polar.:	Vertical		





Standard:	FCC Part 15.407	Test Distance:	3m
Test item:	Band edge		
Frequency:	5775MHz		
Mode:	Mode 5		
Ant.Polar.:	Vertical		

No.	Frequency (MHz)	Reading (dBuV)	Correct Factor (dB/m)	Result (dBuV/m)	Limit (dBuV/m)	Margin (dB)	Remark
1	5645.600	57.07	8.23	65.30	68.20	-2.90	peak
2	5650.000	57.05	8.24	65.29	68.20	-2.91	peak
3	5700.000	68.50	8.34	76.84	105.20	-28.36	peak
4	5720.000	73.28	8.38	81.66	110.80	-29.14	peak
5	5725.000	74.31	8.39	82.70	122.20	-39.50	peak
6	5779.200	99.20	8.49	107.69	--	--	peak
7	5850.000	70.04	8.63	78.67	122.20	-43.53	peak
8	5855.000	71.27	8.64	79.91	110.80	-30.89	peak
9	5875.000	63.36	8.69	72.05	105.20	-33.15	peak
10	5925.000	54.39	8.79	63.18	68.20	-5.02	peak
11	5933.200	56.89	8.80	65.69	68.20	-2.51	peak

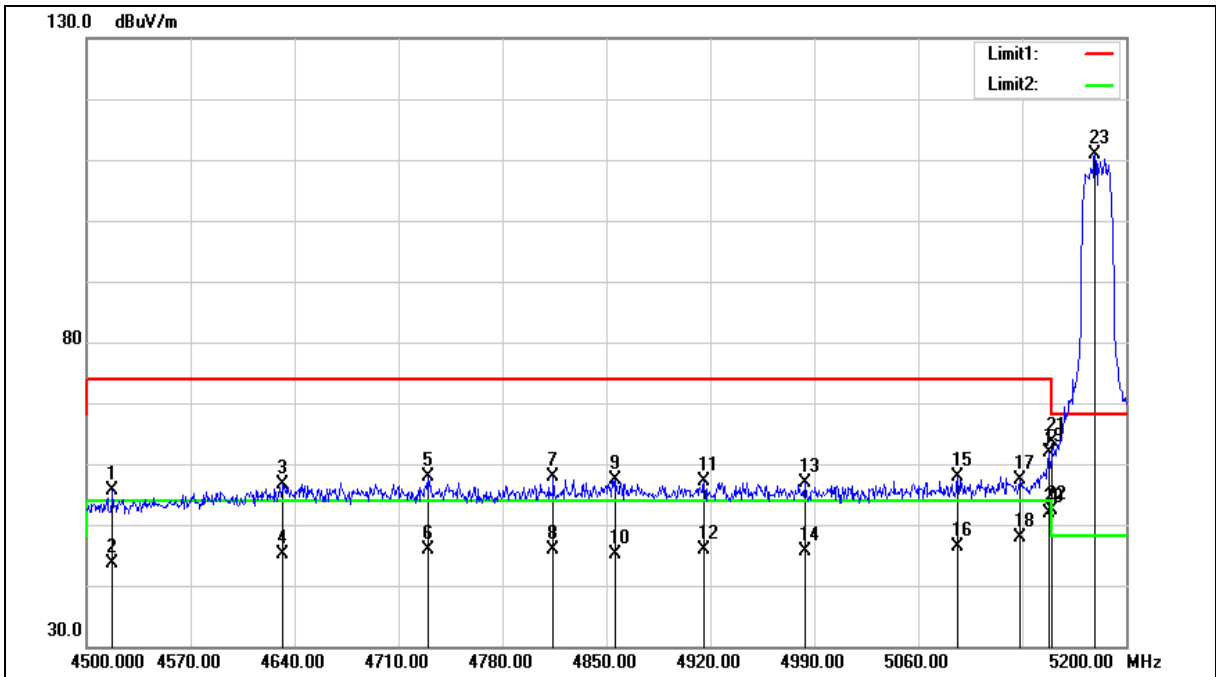
Note:1.Result (dBuV/m) = Correct Factor (dB/m) + Reading(dBuV).

2.Correction factor (dB/m) = Antenna Factor (dB/m) + Cable loss (dB) – Pre-Amplifier gain (dB).

3.When the peak results are less than average limit, so not need to evaluate the average.



Standard:	FCC Part 15.407	Test Distance:	3m
Test item:	Band edge		
Frequency:	5180MHz		
Mode:	Mode 6		
Ant.Polar.:	Horizontal		





Standard:	FCC Part 15.407	Test Distance:	3m
Test item:	Band edge		
Frequency:	5180MHz		
Mode:	Mode 6		
Ant.Polar.:	Horizontal		

No.	Frequency (MHz)	Reading (dBuV)	Correct Factor (dB/m)	Result (dBuV/m)	Limit (dBuV/m)	Margin (dB)	Remark
1	4517.500	50.69	5.03	55.72	74.00	-18.28	peak
2	4517.500	38.64	5.03	43.67	54.00	-10.33	AVG
3	4632.300	51.34	5.38	56.72	74.00	-17.28	peak
4	4632.300	39.70	5.38	45.08	54.00	-8.92	AVG
5	4729.600	52.28	5.69	57.97	74.00	-16.03	peak
6	4729.600	40.20	5.69	45.89	54.00	-8.11	AVG
7	4814.300	51.86	5.94	57.80	74.00	-16.20	peak
8	4814.300	39.91	5.94	45.85	54.00	-8.15	AVG
9	4856.300	51.39	6.07	57.46	74.00	-16.54	peak
10	4856.300	38.99	6.07	45.06	54.00	-8.94	AVG
11	4915.800	50.78	6.25	57.03	74.00	-16.97	peak
12	4915.800	39.62	6.25	45.87	54.00	-8.13	AVG
13	4983.700	50.52	6.46	56.98	74.00	-17.02	peak
14	4983.700	39.25	6.46	45.71	54.00	-8.29	AVG
15	5086.600	51.14	6.76	57.90	74.00	-16.10	peak
16	5086.600	39.63	6.76	46.39	54.00	-7.61	AVG
17	5128.600	50.51	6.88	57.39	74.00	-16.61	peak
18	5128.600	40.88	6.88	47.76	54.00	-6.24	AVG
19	5148.200	54.92	6.94	61.86	74.00	-12.14	peak
20	5148.200	44.92	6.94	51.86	54.00	-2.14	AVG
21	5150.000	56.58	6.94	63.52	74.00	-10.48	peak
22	5150.000	45.34	6.94	52.28	54.00	-1.72	AVG
23	5179.000	103.98	7.02	111.00	--	--	peak

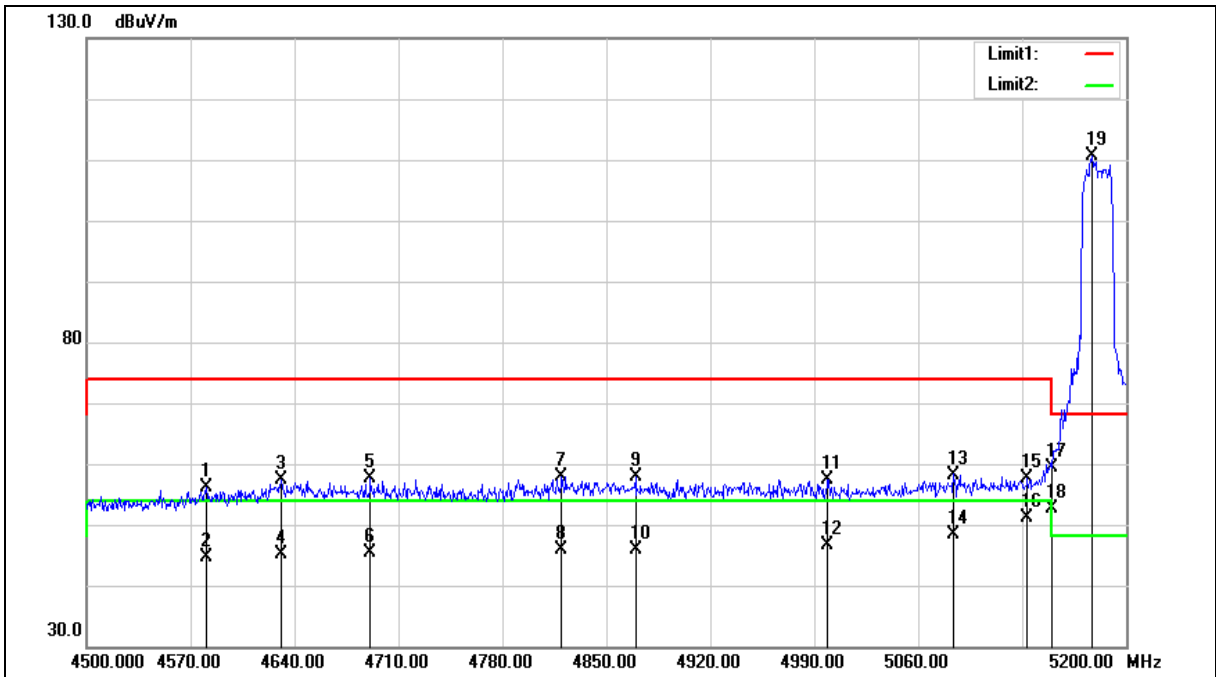
Note:1.Result (dBuV/m) = Correct Factor (dB/m) + Reading(dBuV).

2.Correction factor (dB/m) = Antenna Factor (dB/m) + Cable loss (dB) – Pre-Amplifier gain (dB).

3.When the peak results are less than average limit, so not need to evaluate the average.



Standard:	FCC Part 15.407	Test Distance:	3m
Test item:	Band edge		
Frequency:	5180MHz		
Mode:	Mode 6		
Ant.Polar.:	Vertical		





Standard:	FCC Part 15.407	Test Distance:	3m
Test item:	Band edge		
Frequency:	5180MHz		
Mode:	Mode 6		
Ant.Polar.:	Vertical		

No.	Frequency (MHz)	Reading (dBuV)	Correct Factor (dB/m)	Result (dBuV/m)	Limit (dBuV/m)	Margin (dB)	Remark
1	4580.500	50.78	5.23	56.01	74.00	-17.99	peak
2	4580.500	39.47	5.23	44.70	54.00	-9.30	AVG
3	4630.900	51.89	5.38	57.27	74.00	-16.73	peak
4	4630.900	39.80	5.38	45.18	54.00	-8.82	AVG
5	4691.100	52.16	5.56	57.72	74.00	-16.28	peak
6	4691.100	39.84	5.56	45.40	54.00	-8.60	AVG
7	4819.900	51.95	5.95	57.90	74.00	-16.10	peak
8	4819.900	39.92	5.95	45.87	54.00	-8.13	AVG
9	4869.600	51.68	6.11	57.79	74.00	-16.21	peak
10	4869.600	39.79	6.11	45.90	54.00	-8.10	AVG
11	4999.100	50.98	6.51	57.49	74.00	-16.51	peak
12	4999.100	40.02	6.51	46.53	54.00	-7.47	AVG
13	5083.800	51.51	6.74	58.25	74.00	-15.75	peak
14	5083.800	41.54	6.74	48.28	54.00	-5.72	AVG
15	5133.500	50.78	6.89	57.67	74.00	-16.33	peak
16	5133.500	44.17	6.89	51.06	54.00	-2.94	AVG
17	5150.000	52.53	6.94	59.47	74.00	-14.53	peak
18	5150.000	45.64	6.94	52.58	54.00	-1.42	AVG
19	5176.900	103.56	7.02	110.58	--	--	peak

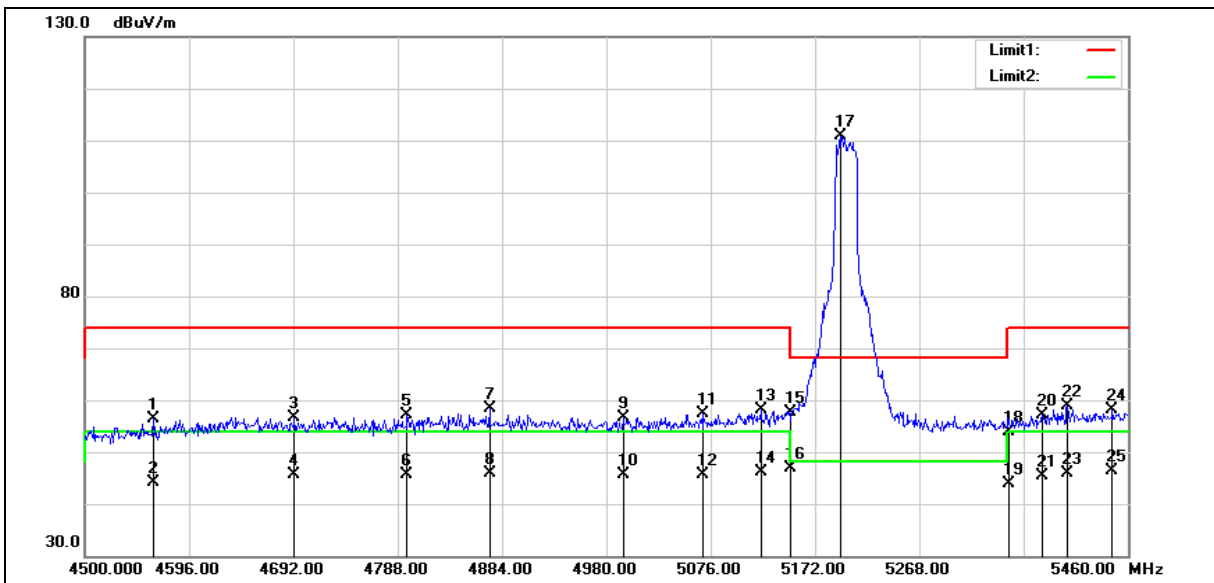
Note:1.Result (dBuV/m) = Correct Factor (dB/m) + Reading(dBuV).

2.Correction factor (dB/m) = Antenna Factor (dB/m) + Cable loss (dB) – Pre-Amplifier gain (dB).

3.When the peak results are less than average limit, so not need to evaluate the average.



Standard:	FCC Part 15.407	Test Distance:	3m
Test item:	Band edge		
Frequency:	5200MHz		
Mode:	Mode 6		
Ant.Polar.:	Horizontal		



No.	Frequency (MHz)	Reading (dBuV)	Correct Factor (dB/m)	Result (dBuV/m)	Limit (dBuV/m)	Margin (dB)	Remark
1	4563.360	51.15	5.17	56.32	74.00	-17.68	peak
2	4563.360	38.95	5.17	44.12	54.00	-9.88	AVG
3	4692.960	51.18	5.57	56.75	74.00	-17.25	peak
4	4692.960	39.97	5.57	45.54	54.00	-8.46	AVG
5	4796.640	51.19	5.89	57.08	74.00	-16.92	peak

Note:1.Result (dBuV/m) = Correct Factor (dB/m) + Reading(dBuV).

2.Correction factor (dB/m) = Antenna Factor (dB/m) + Cable loss (dB) – Pre-Amplifier gain (dB).

3.When the peak results are less than average limit, so not need to evaluate the average.



Standard:	FCC Part 15.407	Test Distance:	3m
Test item:	Band edge		
Frequency:	5200MHz		
Mode:	Mode 6		
Ant.Polar.:	Horizontal		

No.	Frequency (MHz)	Reading (dBuV)	Correct Factor (dB/m)	Result (dBuV/m)	Limit (dBuV/m)	Margin (dB)	Remark
6	4796.640	39.84	5.89	45.73	54.00	-8.27	AVG
7	4872.480	52.21	6.12	58.33	74.00	-15.67	peak
8	4872.480	39.86	6.12	45.98	54.00	-8.02	AVG
9	4995.360	50.09	6.50	56.59	74.00	-17.41	peak
10	4995.360	39.07	6.50	45.57	54.00	-8.43	AVG
11	5069.280	50.72	6.70	57.42	74.00	-16.58	peak
12	5069.280	38.87	6.70	45.57	54.00	-8.43	AVG
13	5122.080	51.37	6.85	58.22	74.00	-15.78	peak
14	5122.080	39.27	6.85	46.12	54.00	-7.88	AVG
15	5150.000	50.61	6.94	57.55	74.00	-16.45	peak
16	5150.000	39.87	6.94	46.81	54.00	-7.19	AVG
17	5195.040	103.73	7.07	110.80	--	--	peak
18	5350.000	46.35	7.50	53.85	74.00	-20.15	peak
19	5350.000	36.43	7.50	43.93	54.00	-10.07	AVG
20	5381.280	49.41	7.60	57.01	74.00	-16.99	peak
21	5381.280	37.83	7.60	45.43	54.00	-8.57	AVG
22	5404.320	51.32	7.66	58.98	74.00	-15.02	peak
23	5404.320	38.21	7.66	45.87	54.00	-8.13	AVG
24	5445.600	50.36	7.78	58.14	74.00	-15.86	peak
25	5445.600	38.70	7.78	46.48	54.00	-7.52	AVG

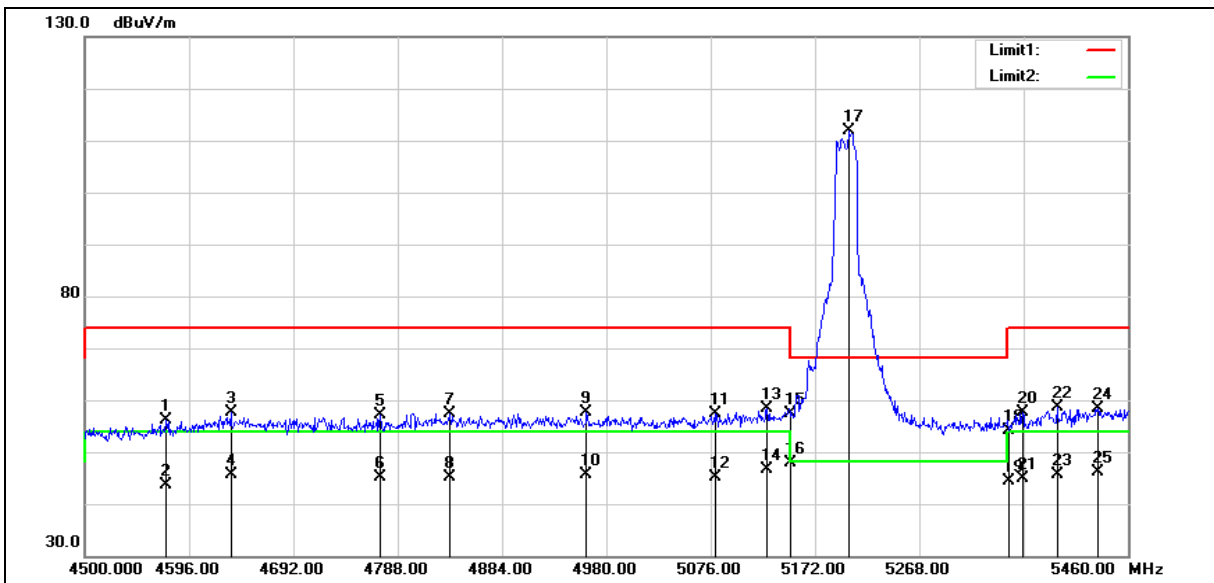
Note:1.Result (dBuV/m) = Correct Factor (dB/m) + Reading(dBuV).

2.Correction factor (dB/m) = Antenna Factor (dB/m) + Cable loss (dB) – Pre-Amplifier gain (dB).

3.When the peak results are less than average limit, so not need to evaluate the average.



Standard:	FCC Part 15.407	Test Distance:	3m
Test item:	Band edge		
Frequency:	5200MHz		
Mode:	Mode 6		
Ant.Polar.:	Vertical		



No.	Frequency (MHz)	Reading (dBuV)	Correct Factor (dB/m)	Result (dBuV/m)	Limit (dBuV/m)	Margin (dB)	Remark
1	4574.880	50.84	5.20	56.04	74.00	-17.96	peak
2	4574.880	38.37	5.20	43.57	54.00	-10.43	AVG
3	4634.400	52.21	5.39	57.60	74.00	-16.40	peak
4	4634.400	40.26	5.39	45.65	54.00	-8.35	AVG
5	4771.680	51.36	5.81	57.17	74.00	-16.83	peak

Note:1.Result (dBuV/m) = Correct Factor (dB/m) + Reading(dBuV).

2.Correction factor (dB/m) = Antenna Factor (dB/m) + Cable loss (dB) – Pre-Amplifier gain (dB).

3.When the peak results are less than average limit, so not need to evaluate the average.



Standard:	FCC Part 15.407	Test Distance:	3m
Test item:	Band edge		
Frequency:	5200MHz		
Mode:	Mode 6		
Ant.Polar.:	Vertical		

No.	Frequency (MHz)	Reading (dBuV)	Correct Factor (dB/m)	Result (dBuV/m)	Limit (dBuV/m)	Margin (dB)	Remark
6	4771.680	39.38	5.81	45.19	54.00	-8.81	AVG
7	4836.000	51.36	6.01	57.37	74.00	-16.63	peak
8	4836.000	39.00	6.01	45.01	54.00	-8.99	AVG
9	4961.760	51.16	6.39	57.55	74.00	-16.45	peak
10	4961.760	39.23	6.39	45.62	54.00	-8.38	AVG
11	5079.840	50.73	6.73	57.46	74.00	-16.54	peak
12	5079.840	38.42	6.73	45.15	54.00	-8.85	AVG
13	5127.840	51.58	6.88	58.46	74.00	-15.54	peak
14	5127.840	39.87	6.88	46.75	54.00	-7.25	AVG
15	5150.000	50.54	6.94	57.48	74.00	-16.52	peak
16	5150.000	40.95	6.94	47.89	54.00	-6.11	AVG
17	5202.720	104.68	7.08	111.76	--	--	peak
18	5350.000	46.74	7.50	54.24	74.00	-19.76	peak
19	5350.000	36.86	7.50	44.36	54.00	-9.64	AVG
20	5363.040	50.16	7.53	57.69	74.00	-16.31	peak
21	5363.040	37.40	7.53	44.93	54.00	-9.07	AVG
22	5394.720	51.05	7.63	58.68	74.00	-15.32	peak
23	5394.720	38.00	7.63	45.63	54.00	-8.37	AVG
24	5432.160	50.58	7.74	58.32	74.00	-15.68	peak
25	5432.160	38.45	7.74	46.19	54.00	-7.81	AVG

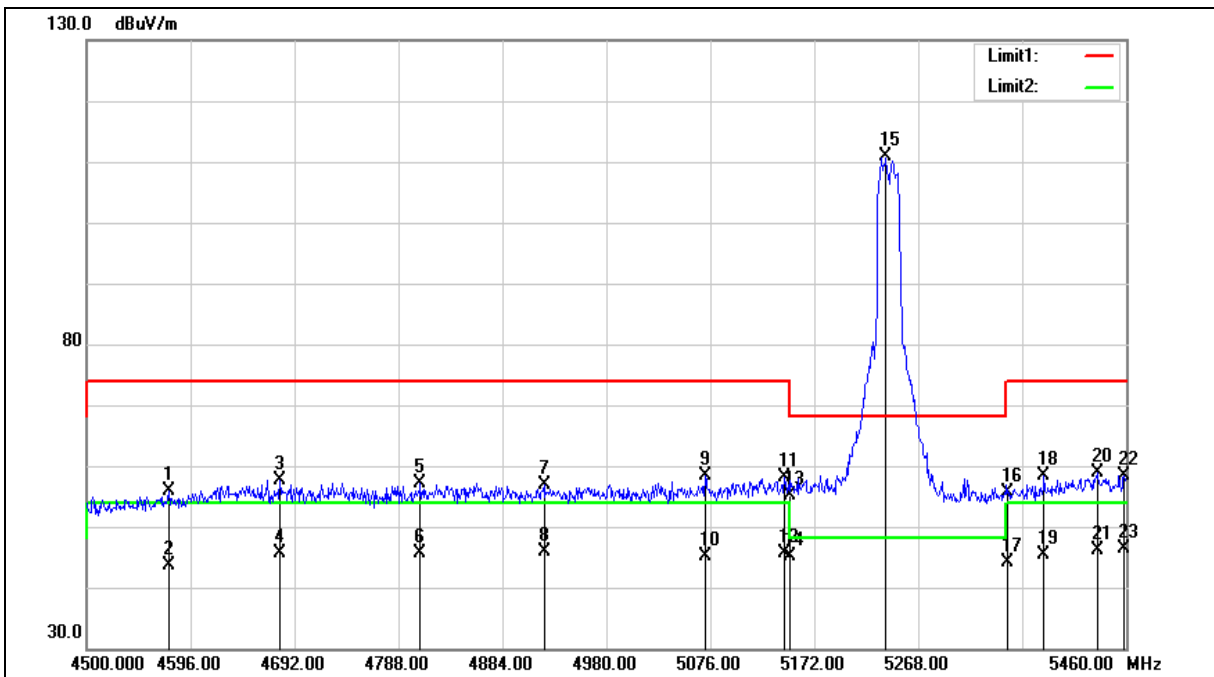
Note:1.Result (dBuV/m) = Correct Factor (dB/m) + Reading(dBuV).

2.Correction factor (dB/m) = Antenna Factor (dB/m) + Cable loss (dB) – Pre-Amplifier gain (dB).

3.When the peak results are less than average limit, so not need to evaluate the average.



Standard:	FCC Part 15.407	Test Distance:	3m
Test item:	Band edge		
Frequency:	5240MHz		
Mode:	Mode 6		
Ant.Polar.:	Horizontal		





Standard:	FCC Part 15.407	Test Distance:	3m
Test item:	Band edge		
Frequency:	5240MHz		
Mode:	Mode 6		
Ant.Polar.:	Horizontal		

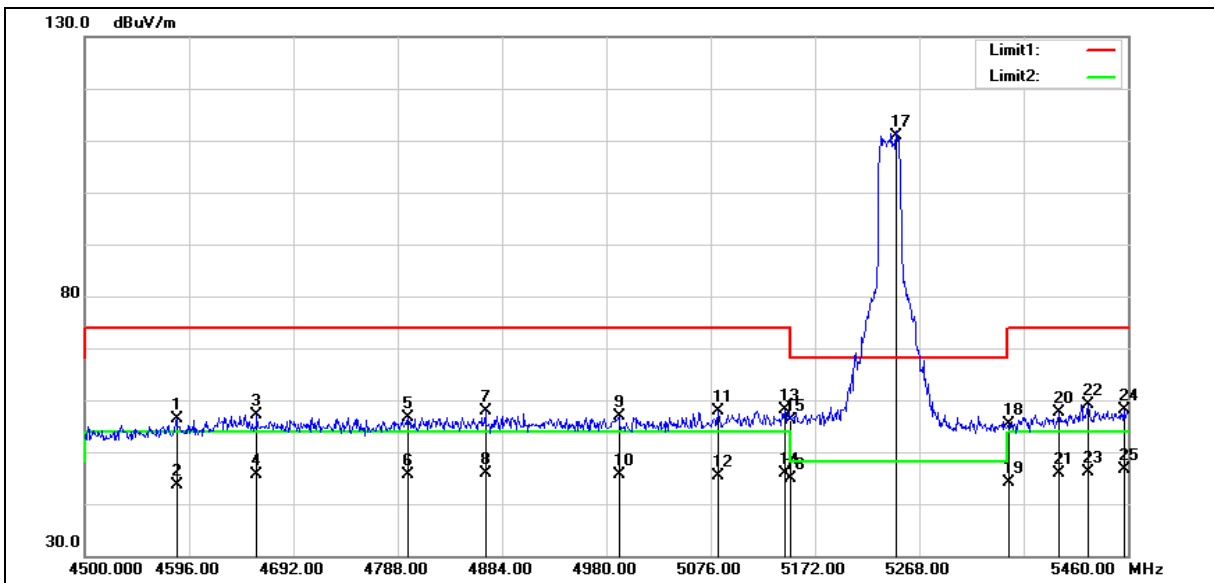
No.	Frequency (MHz)	Reading (dBuV)	Correct Factor (dB/m)	Result (dBuV/m)	Limit (dBuV/m)	Margin (dB)	Remark
1	4575.840	50.64	5.21	55.85	74.00	-18.15	peak
2	4575.840	38.30	5.21	43.51	54.00	-10.49	AVG
3	4678.560	52.18	5.52	57.70	74.00	-16.30	peak
4	4678.560	40.18	5.52	45.70	54.00	-8.30	AVG
5	4808.160	51.16	5.93	57.09	74.00	-16.91	peak
6	4808.160	39.67	5.93	45.60	54.00	-8.40	AVG
7	4922.400	50.52	6.28	56.80	74.00	-17.20	peak
8	4922.400	39.55	6.28	45.83	54.00	-8.17	AVG
9	5071.200	51.76	6.71	58.47	74.00	-15.53	peak
10	5071.200	38.38	6.71	45.09	54.00	-8.91	AVG
11	5144.160	51.22	6.92	58.14	74.00	-15.86	peak
12	5144.160	38.82	6.92	45.74	54.00	-8.26	AVG
13	5150.000	48.17	6.94	55.11	74.00	-18.89	peak
14	5150.000	38.30	6.94	45.24	54.00	-8.76	AVG
15	5238.240	103.76	7.19	110.95	--	--	peak
16	5350.000	48.13	7.50	55.63	74.00	-18.37	peak
17	5350.000	36.58	7.50	44.08	54.00	-9.92	AVG
18	5384.160	50.72	7.60	58.32	74.00	-15.68	peak
19	5384.160	37.78	7.60	45.38	54.00	-8.62	AVG
20	5433.120	51.13	7.74	58.87	74.00	-15.13	peak
21	5433.120	38.45	7.74	46.19	54.00	-7.81	AVG
22	5458.080	50.66	7.81	58.47	74.00	-15.53	peak
23	5458.080	38.59	7.81	46.40	54.00	-7.60	AVG

Note:1.Result (dBuV/m) = Correct Factor (dB/m) + Reading(dBuV).

2.Correction factor (dB/m) = Antenna Factor (dB/m) + Cable loss (dB) – Pre-Amplifier gain (dB).

3.When the peak results are less than average limit, so not need to evaluate the average.

Standard:	FCC Part 15.407	Test Distance:	3m
Test item:	Band edge		
Frequency:	5240MHz		
Mode:	Mode 6		
Ant.Polar.:	Vertical		



No.	Frequency (MHz)	Reading (dBuV)	Correct Factor (dB/m)	Result (dBuV/m)	Limit (dBuV/m)	Margin (dB)	Remark
1	4584.480	51.24	5.24	56.48	74.00	-17.52	peak
2	4584.480	38.48	5.24	43.72	54.00	-10.28	AVG
3	4658.400	51.75	5.47	57.22	74.00	-16.78	peak
4	4658.400	40.22	5.47	45.69	54.00	-8.31	AVG
5	4797.600	50.66	5.89	56.55	74.00	-17.45	peak

Note:1.Result (dBuV/m) = Correct Factor (dB/m) + Reading(dBuV).

2.Correction factor (dB/m) = Antenna Factor (dB/m) + Cable loss (dB) – Pre-Amplifier gain (dB).

3.When the peak results are less than average limit, so not need to evaluate the average.



Standard:	FCC Part 15.407	Test Distance:	3m
Test item:	Band edge		
Frequency:	5240MHz		
Mode:	Mode 6		
Ant.Polar.:	Vertical		

No.	Frequency (MHz)	Reading (dBuV)	Correct Factor (dB/m)	Result (dBuV/m)	Limit (dBuV/m)	Margin (dB)	Remark
6	4797.600	39.70	5.89	45.59	54.00	-8.41	AVG
7	4868.640	51.73	6.11	57.84	74.00	-16.16	peak
8	4868.640	39.86	6.11	45.97	54.00	-8.03	AVG
9	4991.520	50.30	6.48	56.78	74.00	-17.22	peak
10	4991.520	39.14	6.48	45.62	54.00	-8.38	AVG
11	5082.720	51.17	6.74	57.91	74.00	-16.09	peak
12	5082.720	38.68	6.74	45.42	54.00	-8.58	AVG
13	5144.160	51.11	6.92	58.03	74.00	-15.97	peak
14	5144.160	38.93	6.92	45.85	54.00	-8.15	AVG
15	5150.000	49.11	6.94	56.05	74.00	-17.95	peak
16	5150.000	38.01	6.94	44.95	54.00	-9.05	AVG
17	5246.880	103.66	7.21	110.87	--	--	peak
18	5350.000	47.82	7.50	55.32	74.00	-18.68	peak
19	5350.000	36.57	7.50	44.07	54.00	-9.93	AVG
20	5396.640	50.01	7.64	57.65	74.00	-16.35	peak
21	5396.640	38.13	7.64	45.77	54.00	-8.23	AVG
22	5423.520	51.53	7.71	59.24	74.00	-14.76	peak
23	5423.520	38.46	7.71	46.17	54.00	-7.83	AVG
24	5456.160	50.26	7.81	58.07	74.00	-15.93	peak
25	5456.160	38.71	7.81	46.52	54.00	-7.48	AVG

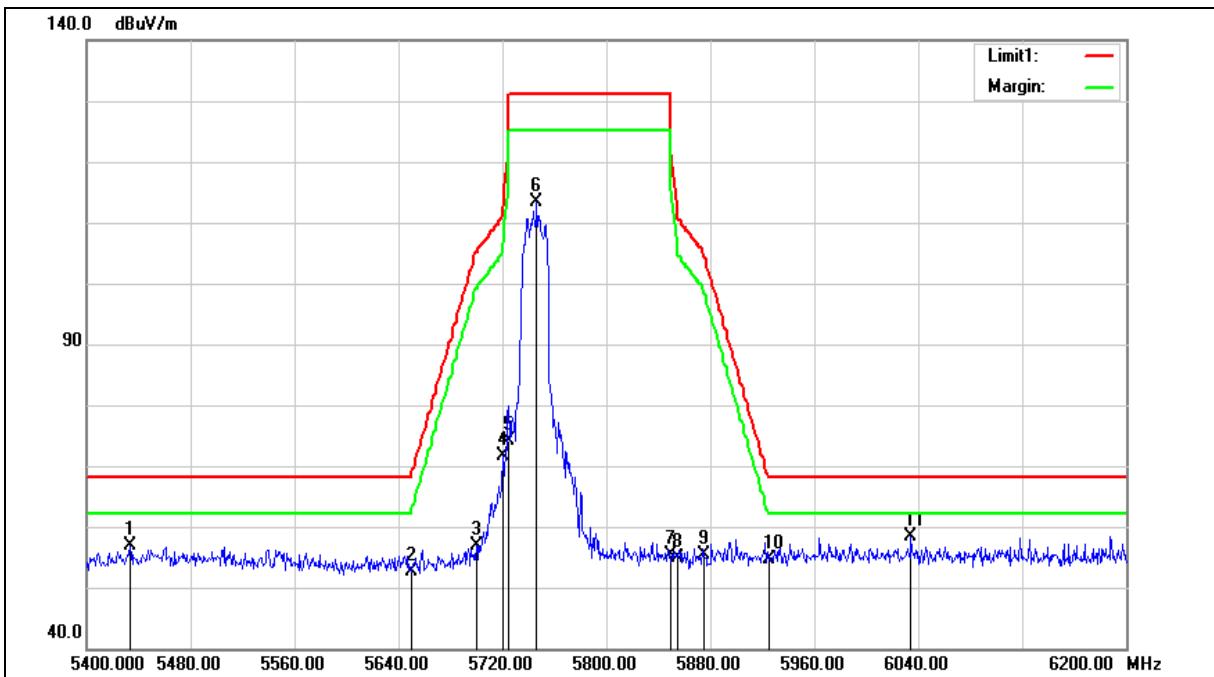
Note:1.Result (dBuV/m) = Correct Factor (dB/m) + Reading(dBuV).

2.Correction factor (dB/m) = Antenna Factor (dB/m) + Cable loss (dB) – Pre-Amplifier gain (dB).

3.When the peak results are less than average limit, so not need to evaluate the average.



Standard:	FCC Part 15.407	Test Distance:	3m
Test item:	Band edge		
Frequency:	5745MHz		
Mode:	Mode 6		
Ant.Polar.:	Horizontal		





Standard:	FCC Part 15.407	Test Distance:	3m
Test item:	Band edge		
Frequency:	5745MHz		
Mode:	Mode 6		
Ant.Polar.:	Horizontal		

No.	Frequency (MHz)	Reading (dBuV)	Correct Factor (dB/m)	Result (dBuV/m)	Limit (dBuV/m)	Margin (dB)	Remark
1	5433.600	51.08	5.86	56.94	68.20	-11.26	peak
2	5650.000	46.30	6.31	52.61	68.20	-15.59	peak
3	5700.000	50.36	6.40	56.76	105.20	-48.44	peak
4	5720.000	65.12	6.44	71.56	110.80	-39.24	peak
5	5725.000	67.61	6.45	74.06	122.20	-48.14	peak
6	5746.400	106.91	6.48	113.39	--	--	peak
7	5850.000	48.77	6.67	55.44	122.20	-66.76	peak
8	5855.000	48.28	6.67	54.95	110.80	-55.85	peak
9	5875.000	48.73	6.72	55.45	105.20	-49.75	peak
10	5925.000	47.74	6.80	54.54	68.20	-13.66	peak
11	6034.400	51.32	7.04	58.36	68.20	-9.84	peak

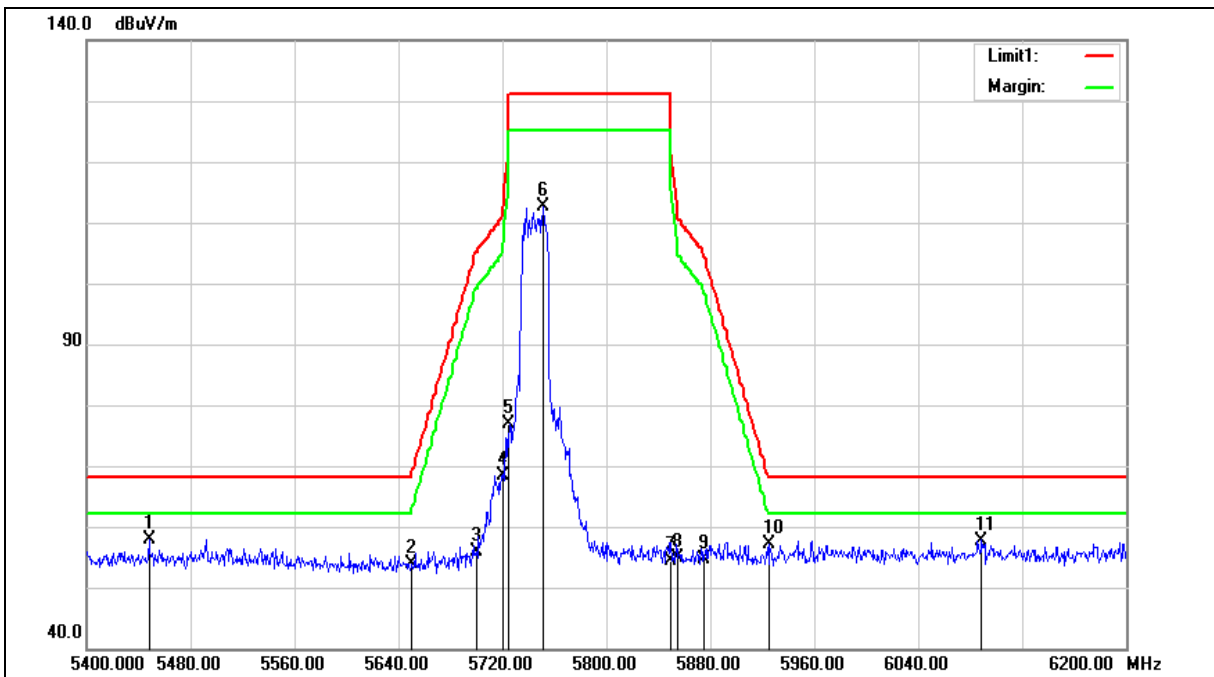
Note:1.Result (dBuV/m) = Correct Factor (dB/m) + Reading(dBuV).

2.Correction factor (dB/m) = Antenna Factor (dB/m) + Cable loss (dB) – Pre-Amplifier gain (dB).

3.When the peak results are less than average limit, so not need to evaluate the average.



Standard:	FCC Part 15.407	Test Distance:	3m
Test item:	Band edge		
Frequency:	5745MHz		
Mode:	Mode 6		
Ant.Polar.:	Vertical		





Standard:	FCC Part 15.407	Test Distance:	3m
Test item:	Band edge		
Frequency:	5745MHz		
Mode:	Mode 6		
Ant.Polar.:	Vertical		

No.	Frequency (MHz)	Reading (dBuV)	Correct Factor (dB/m)	Result (dBuV/m)	Limit (dBuV/m)	Margin (dB)	Remark
1	5448.000	52.02	5.90	57.92	68.20	-10.28	peak
2	5650.000	47.69	6.31	54.00	68.20	-14.20	peak
3	5700.000	49.37	6.40	55.77	105.20	-49.43	peak
4	5720.000	61.83	6.44	68.27	110.80	-42.53	peak
5	5725.000	70.47	6.45	76.92	122.20	-45.28	peak
6	5751.200	106.10	6.49	112.59	--	--	peak
7	5850.000	47.68	6.67	54.35	122.20	-67.85	peak
8	5855.000	48.19	6.67	54.86	110.80	-55.94	peak
9	5875.000	47.89	6.72	54.61	105.20	-50.59	peak
10	5925.000	50.25	6.80	57.05	68.20	-11.15	peak
11	6088.800	50.55	7.20	57.75	68.20	-10.45	peak

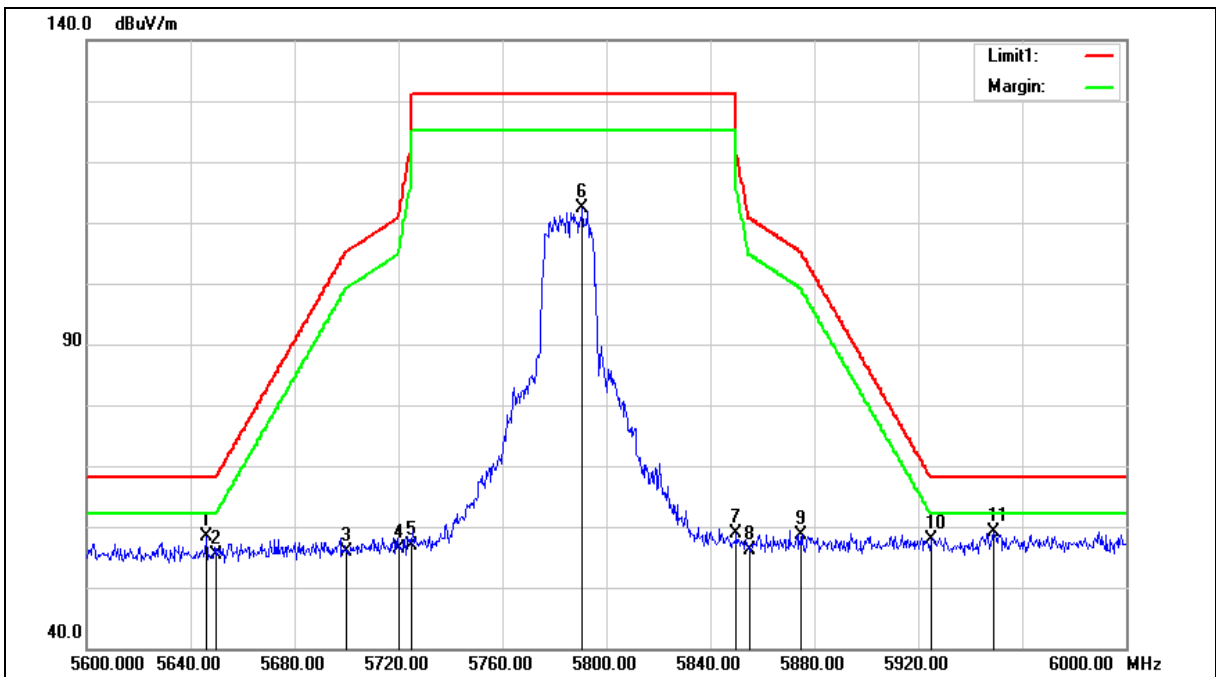
Note:1.Result (dBuV/m) = Correct Factor (dB/m) + Reading(dBuV).

2.Correction factor (dB/m) = Antenna Factor (dB/m) + Cable loss (dB) – Pre-Amplifier gain (dB).

3.When the peak results are less than average limit, so not need to evaluate the average.



Standard:	FCC Part 15.407	Test Distance:	3m
Test item:	Band edge		
Frequency:	5785MHz		
Mode:	Mode 6		
Ant.Polar.:	Horizontal		





Standard:	FCC Part 15.407	Test Distance:	3m
Test item:	Band edge		
Frequency:	5785MHz		
Mode:	Mode 6		
Ant.Polar.:	Horizontal		

No.	Frequency (MHz)	Reading (dBuV)	Correct Factor (dB/m)	Result (dBuV/m)	Limit (dBuV/m)	Margin (dB)	Remark
1	5646.000	50.11	8.23	58.34	68.20	-9.86	peak
2	5650.000	47.06	8.24	55.30	68.20	-12.90	peak
3	5700.000	47.50	8.34	55.84	105.20	-49.36	peak
4	5720.000	48.03	8.38	56.41	110.80	-54.39	peak
5	5725.000	48.48	8.39	56.87	122.20	-65.33	peak
6	5790.800	103.82	8.51	112.33	--	--	peak
7	5850.000	50.31	8.63	58.94	122.20	-63.26	peak
8	5855.000	47.53	8.64	56.17	110.80	-54.63	peak
9	5875.000	49.82	8.69	58.51	105.20	-46.69	peak
10	5925.000	49.19	8.79	57.98	68.20	-10.22	peak
11	5948.800	50.24	8.84	59.08	68.20	-9.12	peak

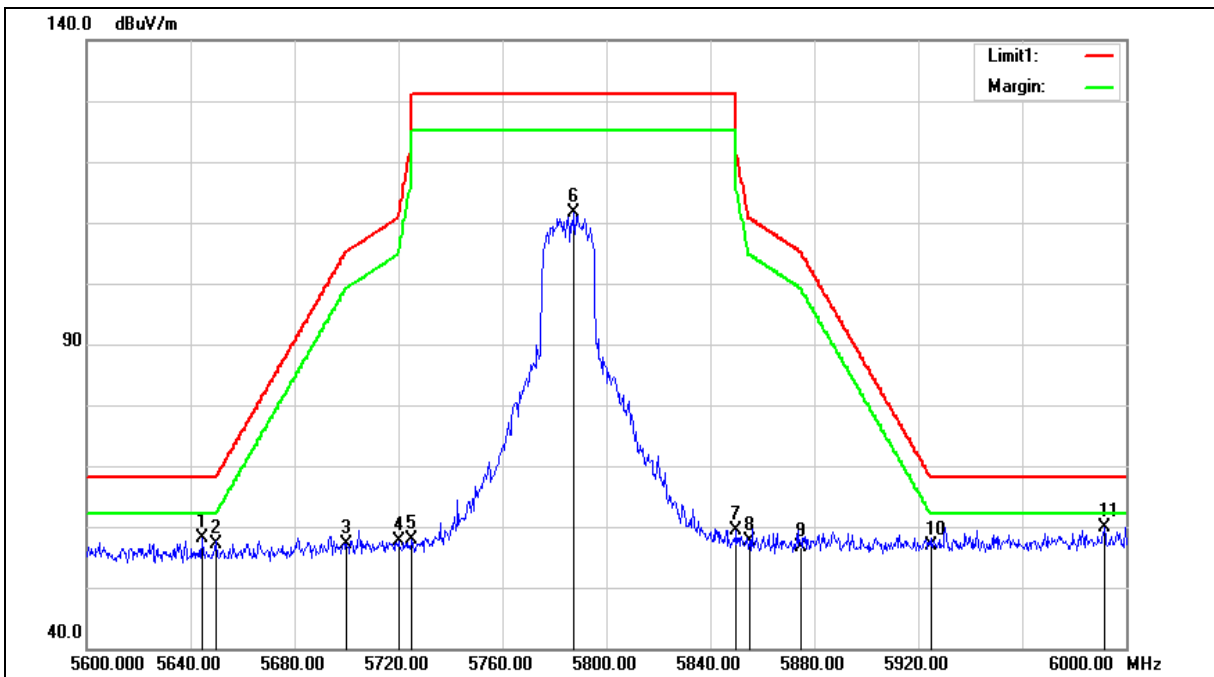
Note:1.Result (dBuV/m) = Correct Factor (dB/m) + Reading(dBuV).

2.Correction factor (dB/m) = Antenna Factor (dB/m) + Cable loss (dB) – Pre-Amplifier gain (dB).

3.When the peak results are less than average limit, so not need to evaluate the average.



Standard:	FCC Part 15.407	Test Distance:	3m
Test item:	Band edge		
Frequency:	5785MHz		
Mode:	Mode 6		
Ant.Polar.:	Vertical		





Standard:	FCC Part 15.407	Test Distance:	3m
Test item:	Band edge		
Frequency:	5785MHz		
Mode:	Mode 6		
Ant.Polar.:	Vertical		

No.	Frequency (MHz)	Reading (dBuV)	Correct Factor (dB/m)	Result (dBuV/m)	Limit (dBuV/m)	Margin (dB)	Remark
1	5644.400	49.89	8.22	58.11	68.20	-10.09	peak
2	5650.000	48.90	8.24	57.14	68.20	-11.06	peak
3	5700.000	48.88	8.34	57.22	105.20	-47.98	peak
4	5720.000	49.37	8.38	57.75	110.80	-53.05	peak
5	5725.000	49.41	8.39	57.80	122.20	-64.40	peak
6	5787.600	103.01	8.51	111.52	--	--	peak
7	5850.000	50.74	8.63	59.37	122.20	-62.83	peak
8	5855.000	49.07	8.64	57.71	110.80	-53.09	peak
9	5875.000	47.97	8.69	56.66	105.20	-48.54	peak
10	5925.000	48.05	8.79	56.84	68.20	-11.36	peak
11	5991.600	51.03	8.92	59.95	68.20	-8.25	peak

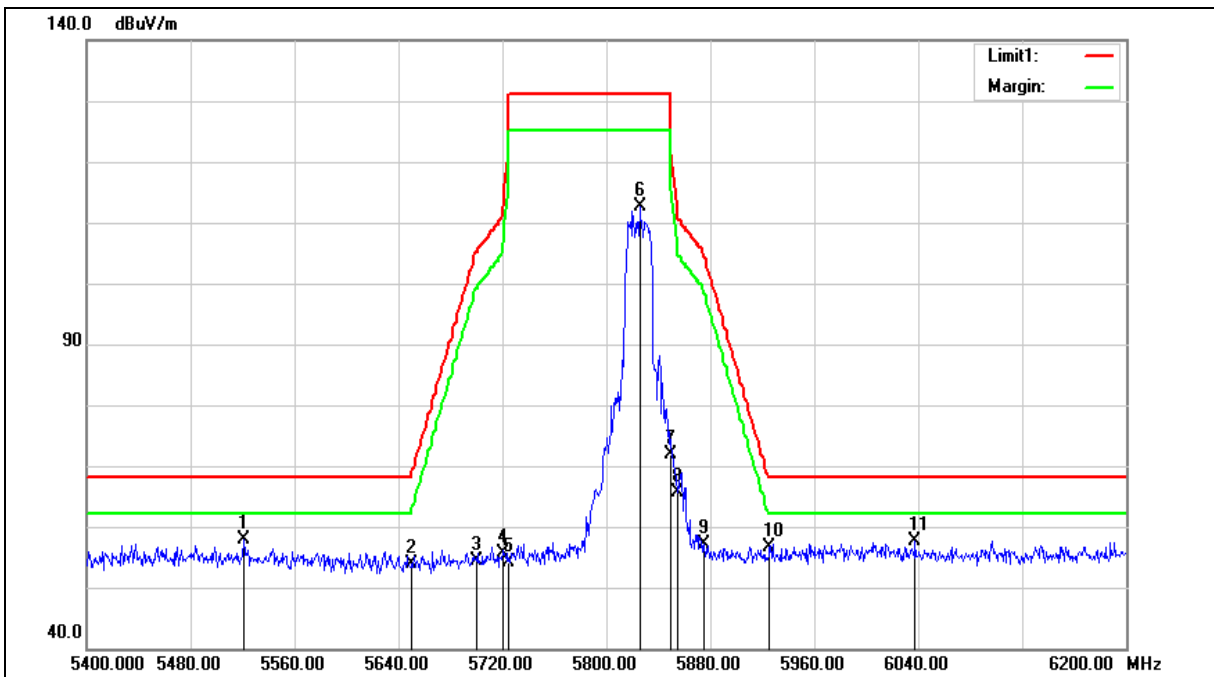
Note:1.Result (dBuV/m) = Correct Factor (dB/m) + Reading(dBuV).

2.Correction factor (dB/m) = Antenna Factor (dB/m) + Cable loss (dB) – Pre-Amplifier gain (dB).

3.When the peak results are less than average limit, so not need to evaluate the average.



Standard:	FCC Part 15.407	Test Distance:	3m
Test item:	Band edge		
Frequency:	5825MHz		
Mode:	Mode 6		
Ant.Polar.:	Horizontal		





Standard:	FCC Part 15.407	Test Distance:	3m
Test item:	Band edge		
Frequency:	5825MHz		
Mode:	Mode 6		
Ant.Polar.:	Horizontal		

No.	Frequency (MHz)	Reading (dBuV)	Correct Factor (dB/m)	Result (dBuV/m)	Limit (dBuV/m)	Margin (dB)	Remark
1	5520.800	51.72	6.07	57.79	68.20	-10.41	peak
2	5650.000	47.58	6.31	53.89	68.20	-14.31	peak
3	5700.000	47.89	6.40	54.29	105.20	-50.91	peak
4	5720.000	49.14	6.44	55.58	110.80	-55.22	peak
5	5725.000	47.63	6.45	54.08	122.20	-68.12	peak
6	5825.600	106.06	6.63	112.69	--	--	peak
7	5850.000	65.17	6.67	71.84	122.20	-50.36	peak
8	5855.000	58.99	6.67	65.66	110.80	-45.14	peak
9	5875.000	50.42	6.72	57.14	105.20	-48.06	peak
10	5925.000	49.75	6.80	56.55	68.20	-11.65	peak
11	6037.600	50.69	7.05	57.74	68.20	-10.46	peak

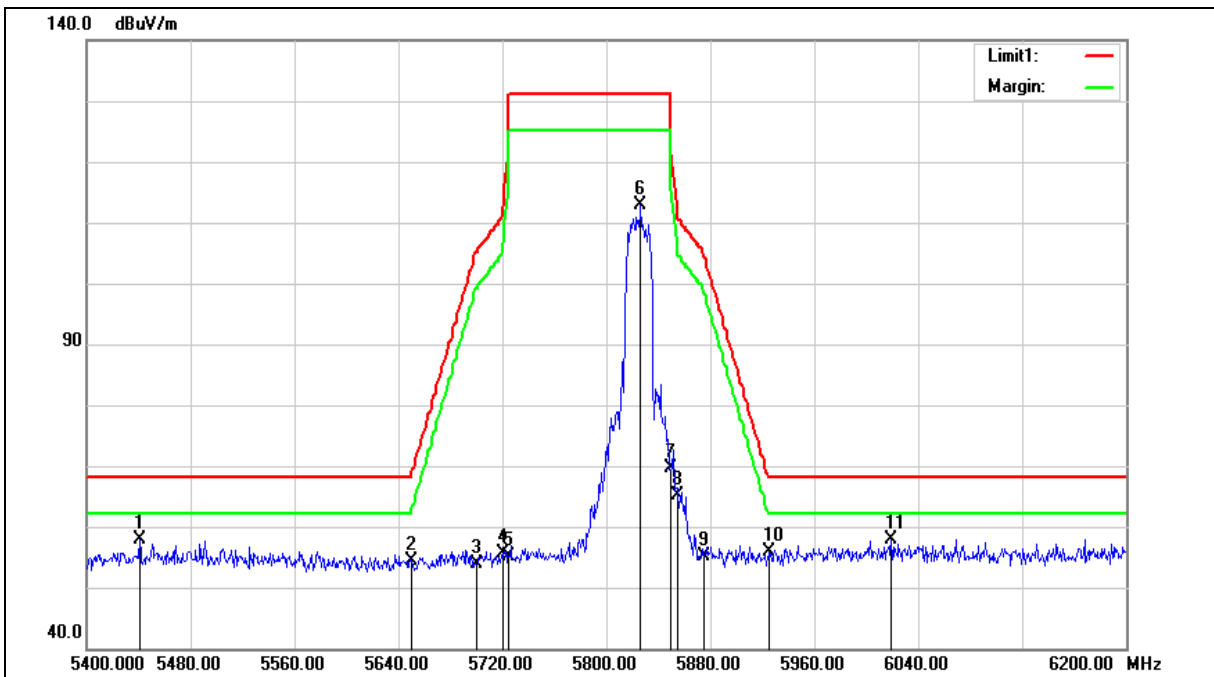
Note:1.Result (dBuV/m) = Correct Factor (dB/m) + Reading(dBuV).

2.Correction factor (dB/m) = Antenna Factor (dB/m) + Cable loss (dB) – Pre-Amplifier gain (dB).

3.When the peak results are less than average limit, so not need to evaluate the average.



Standard:	FCC Part 15.407	Test Distance:	3m
Test item:	Band edge		
Frequency:	5825MHz		
Mode:	Mode 6		
Ant.Polar.:	Vertical		





Standard:	FCC Part 15.407	Test Distance:	3m
Test item:	Band edge		
Frequency:	5825MHz		
Mode:	Mode 6		
Ant.Polar.:	Vertical		

No.	Frequency (MHz)	Reading (dBuV)	Correct Factor (dB/m)	Result (dBuV/m)	Limit (dBuV/m)	Margin (dB)	Remark
1	5440.800	52.04	5.88	57.92	68.20	-10.28	peak
2	5650.000	48.02	6.31	54.33	68.20	-13.87	peak
3	5700.000	47.57	6.40	53.97	105.20	-51.23	peak
4	5720.000	49.23	6.44	55.67	110.80	-55.13	peak
5	5725.000	48.77	6.45	55.22	122.20	-66.98	peak
6	5826.400	106.28	6.63	112.91	--	--	peak
7	5850.000	62.88	6.67	69.55	122.20	-52.65	peak
8	5855.000	58.58	6.67	65.25	110.80	-45.55	peak
9	5875.000	48.44	6.72	55.16	105.20	-50.04	peak
10	5925.000	48.99	6.80	55.79	68.20	-12.41	peak
11	6019.200	50.99	7.00	57.99	68.20	-10.21	peak

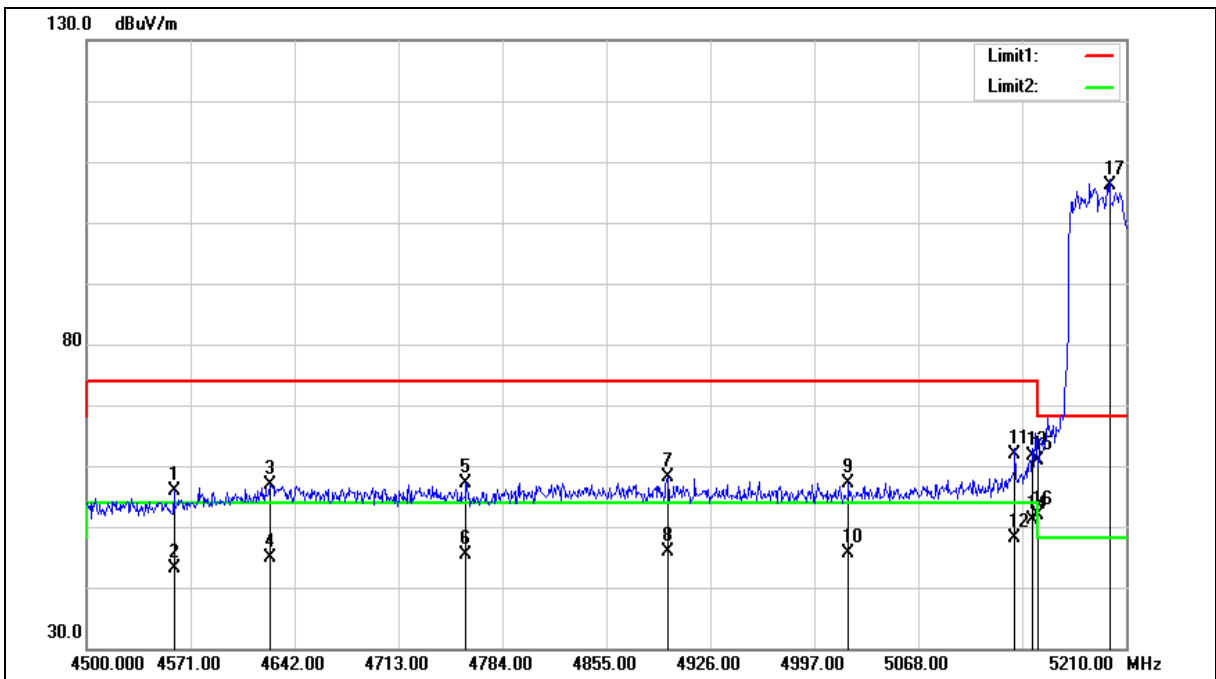
Note:1.Result (dBuV/m) = Correct Factor (dB/m) + Reading(dBuV).

2.Correction factor (dB/m) = Antenna Factor (dB/m) + Cable loss (dB) – Pre-Amplifier gain (dB).

3.When the peak results are less than average limit, so not need to evaluate the average.



Standard:	FCC Part 15.407	Test Distance:	3m
Test item:	Band edge		
Frequency:	5190MHz		
Mode:	Mode 7		
Ant.Polar.:	Horizontal		





Standard:	FCC Part 15.407	Test Distance:	3m
Test item:	Band edge		
Frequency:	5190MHz		
Mode:	Mode 7		
Ant.Polar.:	Horizontal		

No.	Frequency (MHz)	Reading (dBuV)	Correct Factor (dB/m)	Result (dBuV/m)	Limit (dBuV/m)	Margin (dB)	Remark
1	4559.640	50.72	5.16	55.88	74.00	-18.12	peak
2	4559.640	37.87	5.16	43.03	54.00	-10.97	AVG
3	4625.670	51.40	5.37	56.77	74.00	-17.23	peak
4	4625.670	39.44	5.37	44.81	54.00	-9.19	AVG
5	4759.150	51.38	5.77	57.15	74.00	-16.85	peak
6	4759.150	39.55	5.77	45.32	54.00	-8.68	AVG
7	4896.890	52.00	6.19	58.19	74.00	-15.81	peak
8	4896.890	39.79	6.19	45.98	54.00	-8.02	AVG
9	5020.430	50.48	6.57	57.05	74.00	-16.95	peak
10	5020.430	39.12	6.57	45.69	54.00	-8.31	AVG
11	5134.030	54.87	6.89	61.76	74.00	-12.24	peak
12	5134.030	41.30	6.89	48.19	54.00	-5.81	AVG
13	5146.100	54.58	6.93	61.51	74.00	-12.49	peak
14	5146.100	44.30	6.93	51.23	54.00	-2.77	AVG
15	5150.000	53.98	6.94	60.92	74.00	-13.08	peak
16	5150.000	45.05	6.94	51.99	54.00	-2.01	AVG
17	5198.640	98.94	7.08	106.02	--	--	peak

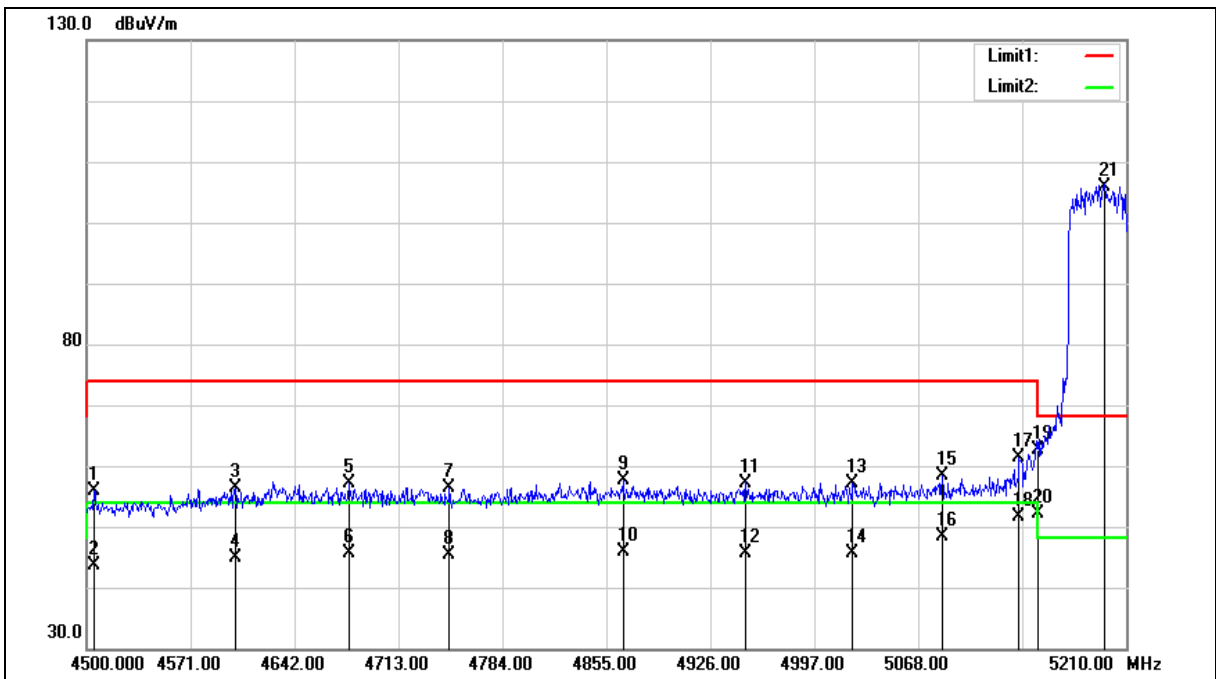
Note:1.Result (dBuV/m) = Correct Factor (dB/m) + Reading(dBuV).

2.Correction factor (dB/m) = Antenna Factor (dB/m) + Cable loss (dB) – Pre-Amplifier gain (dB).

3.When the peak results are less than average limit, so not need to evaluate the average.



Standard:	FCC Part 15.407	Test Distance:	3m
Test item:	Band edge		
Frequency:	5190MHz		
Mode:	Mode 7		
Ant.Polar.:	Vertical		





Standard:	FCC Part 15.407	Test Distance:	3m
Test item:	Band edge		
Frequency:	5190MHz		
Mode:	Mode 7		
Ant.Polar.:	Vertical		

No.	Frequency (MHz)	Reading (dBuV)	Correct Factor (dB/m)	Result (dBuV/m)	Limit (dBuV/m)	Margin (dB)	Remark
1	4504.970	50.88	4.99	55.87	74.00	-18.13	peak
2	4504.970	38.61	4.99	43.60	54.00	-10.40	AVG
3	4601.530	51.18	5.29	56.47	74.00	-17.53	peak
4	4601.530	39.60	5.29	44.89	54.00	-9.11	AVG
5	4678.920	51.59	5.53	57.12	74.00	-16.88	peak
6	4678.920	40.21	5.53	45.74	54.00	-8.26	AVG
7	4747.790	50.58	5.74	56.32	74.00	-17.68	peak
8	4747.790	39.65	5.74	45.39	54.00	-8.61	AVG
9	4866.360	51.54	6.11	57.65	74.00	-16.35	peak
10	4866.360	39.84	6.11	45.95	54.00	-8.05	AVG
11	4950.140	50.89	6.36	57.25	74.00	-16.75	peak
12	4950.140	39.38	6.36	45.74	54.00	-8.26	AVG
13	5023.270	50.66	6.57	57.23	74.00	-16.77	peak
14	5023.270	39.05	6.57	45.62	54.00	-8.38	AVG
15	5084.330	51.57	6.74	58.31	74.00	-15.69	peak
16	5084.330	41.52	6.74	48.26	54.00	-5.74	AVG
17	5136.870	54.43	6.91	61.34	74.00	-12.66	peak
18	5136.870	44.83	6.91	51.74	54.00	-2.26	AVG
19	5150.000	55.65	6.94	62.59	74.00	-11.41	peak
20	5150.000	45.29	6.94	52.23	54.00	-1.77	AVG
21	5195.090	98.82	7.07	105.89	--	--	peak

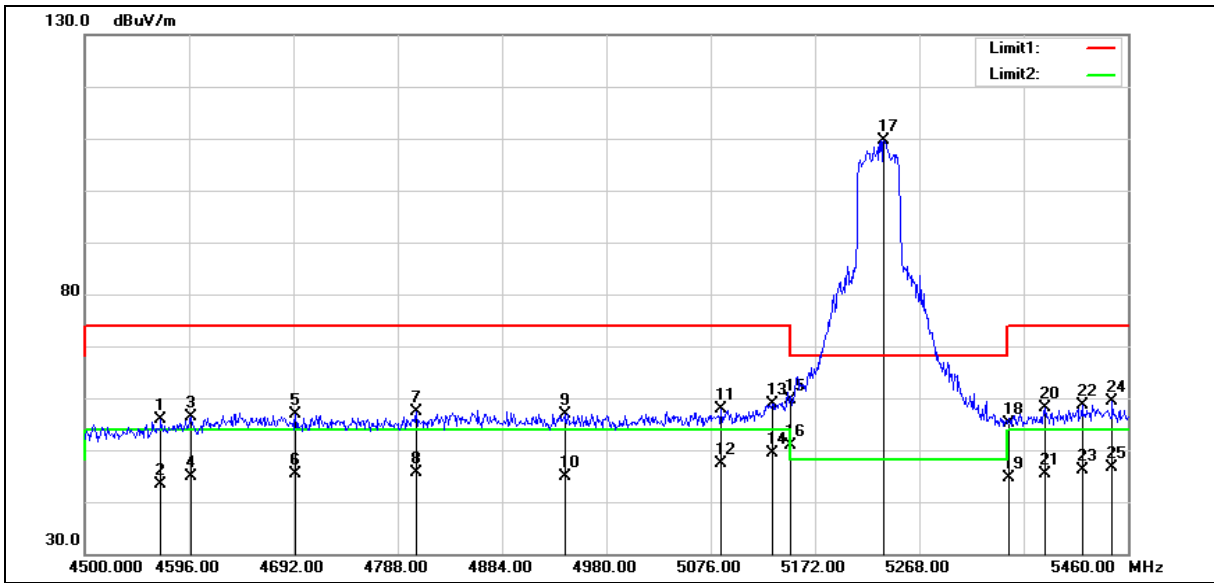
Note:1.Result (dBuV/m) = Correct Factor (dB/m) + Reading(dBuV).

2.Correction factor (dB/m) = Antenna Factor (dB/m) + Cable loss (dB) – Pre-Amplifier gain (dB).

3.When the peak results are less than average limit, so not need to evaluate the average.



Standard:	FCC Part 15.407	Test Distance:	3m
Test item:	Band edge		
Frequency:	5230MHz		
Mode:	Mode 7		
Ant.Polar.:	Horizontal		



No.	Frequency (MHz)	Reading (dBuV)	Correct Factor (dB/m)	Result (dBuV/m)	Limit (dBuV/m)	Margin (dB)	Remark
1	4570.080	50.66	5.19	55.85	74.00	-18.15	peak
2	4570.080	38.15	5.19	43.34	54.00	-10.66	AVG
3	4597.920	51.10	5.29	56.39	74.00	-17.61	peak
4	4597.920	39.60	5.29	44.89	54.00	-9.11	AVG
5	4693.920	51.25	5.58	56.83	74.00	-17.17	peak

Note:1.Result (dBuV/m) = Correct Factor (dB/m) + Reading(dBuV).

2.Correction factor (dB/m) = Antenna Factor (dB/m) + Cable loss (dB) – Pre-Amplifier gain (dB).

3.When the peak results are less than average limit, so not need to evaluate the average.



Standard:	FCC Part 15.407	Test Distance:	3m
Test item:	Band edge		
Frequency:	5230MHz		
Mode:	Mode 7		
Ant.Polar.:	Horizontal		

No.	Frequency (MHz)	Reading (dBuV)	Correct Factor (dB/m)	Result (dBuV/m)	Limit (dBuV/m)	Margin (dB)	Remark
6	4693.920	39.92	5.58	45.50	54.00	-8.50	AVG
7	4805.280	51.41	5.91	57.32	74.00	-16.68	peak
8	4805.280	39.76	5.91	45.67	54.00	-8.33	AVG
9	4941.600	50.67	6.33	57.00	74.00	-17.00	peak
10	4941.600	38.54	6.33	44.87	54.00	-9.13	AVG
11	5085.600	51.07	6.75	57.82	74.00	-16.18	peak
12	5085.600	40.75	6.75	47.50	54.00	-6.50	AVG
13	5132.640	51.98	6.89	58.87	74.00	-15.13	peak
14	5132.640	42.57	6.89	49.46	54.00	-4.54	AVG
15	5150.000	52.66	6.94	59.60	74.00	-14.40	peak
16	5150.000	43.90	6.94	50.84	54.00	-3.16	AVG
17	5235.360	102.54	7.18	109.72	--	--	peak
18	5350.000	47.59	7.50	55.09	74.00	-18.91	peak
19	5350.000	37.25	7.50	44.75	54.00	-9.25	AVG
20	5384.160	50.65	7.60	58.25	74.00	-15.75	peak
21	5384.160	37.86	7.60	45.46	54.00	-8.54	AVG
22	5417.760	51.00	7.70	58.70	74.00	-15.30	peak
23	5417.760	38.35	7.70	46.05	54.00	-7.95	AVG
24	5445.600	51.55	7.78	59.33	74.00	-14.67	peak
25	5445.600	38.73	7.78	46.51	54.00	-7.49	AVG

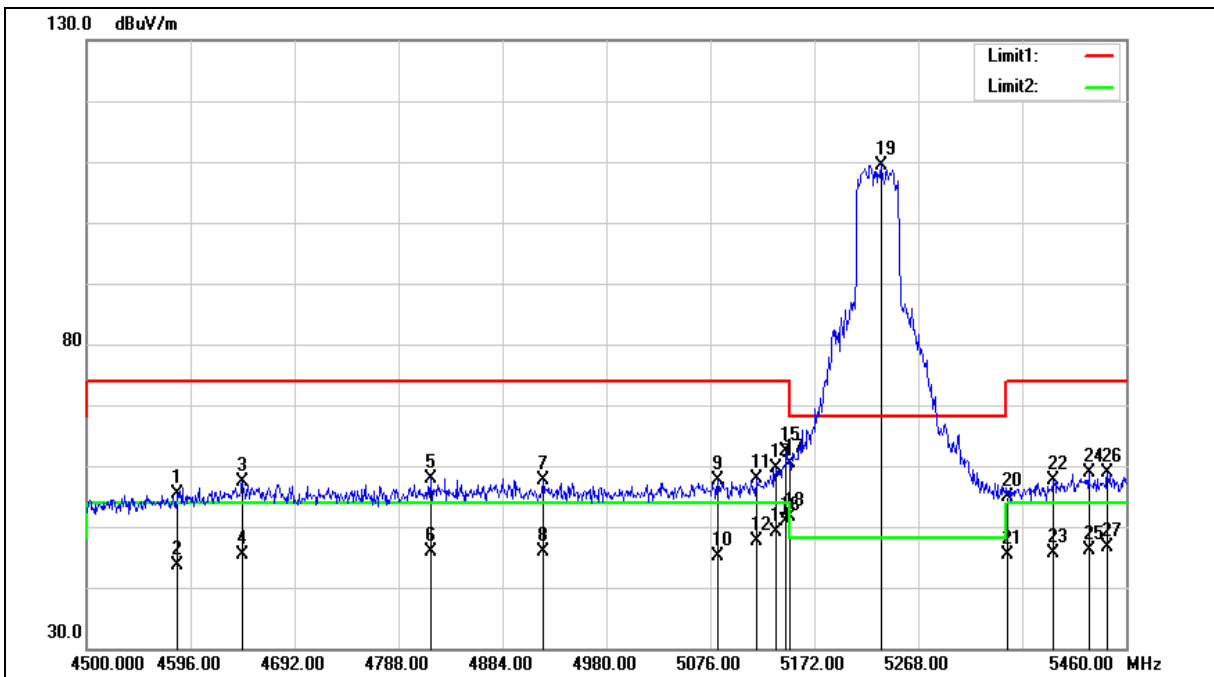
Note:1.Result (dBuV/m) = Correct Factor (dB/m) + Reading(dBuV).

2.Correction factor (dB/m) = Antenna Factor (dB/m) + Cable loss (dB) – Pre-Amplifier gain (dB).

3.When the peak results are less than average limit, so not need to evaluate the average.



Standard:	FCC Part 15.407	Test Distance:	3m
Test item:	Band edge		
Frequency:	5230MHz		
Mode:	Mode 7		
Ant.Polar.:	Vertical		



No.	Frequency (MHz)	Reading (dBuV)	Correct Factor (dB/m)	Result (dBuV/m)	Limit (dBuV/m)	Margin (dB)	Remark
1	4583.520	50.18	5.23	55.41	74.00	-18.59	peak
2	4583.520	38.52	5.23	43.75	54.00	-10.25	AVG
3	4644.000	51.94	5.42	57.36	74.00	-16.64	peak
4	4644.000	39.94	5.42	45.36	54.00	-8.64	AVG
5	4817.760	51.92	5.95	57.87	74.00	-16.13	peak

Note:1.Result (dBuV/m) = Correct Factor (dB/m) + Reading(dBuV).

2.Correction factor (dB/m) = Antenna Factor (dB/m) + Cable loss (dB) – Pre-Amplifier gain (dB).

3.When the peak results are less than average limit, so not need to evaluate the average.



Standard:	FCC Part 15.407	Test Distance:	3m
Test item:	Band edge		
Frequency:	5230MHz		
Mode:	Mode 7		
Ant.Polar.:	Vertical		

No.	Frequency (MHz)	Reading (dBuV)	Correct Factor (dB/m)	Result (dBuV/m)	Limit (dBuV/m)	Margin (dB)	Remark
6	4817.760	39.91	5.95	45.86	54.00	-8.14	AVG
7	4921.440	51.40	6.28	57.68	74.00	-16.32	peak
8	4921.440	39.54	6.28	45.82	54.00	-8.18	AVG
9	5082.720	50.78	6.74	57.52	74.00	-16.48	peak
10	5082.720	38.44	6.74	45.18	54.00	-8.82	AVG
11	5118.240	51.15	6.84	57.99	74.00	-16.01	peak
12	5118.240	40.84	6.84	47.68	54.00	-6.32	AVG
13	5136.480	52.72	6.91	59.63	74.00	-14.37	peak
14	5136.480	42.21	6.91	49.12	54.00	-4.88	AVG
15	5146.080	55.43	6.93	62.36	74.00	-11.64	peak
16	5146.080	44.05	6.93	50.98	54.00	-3.02	AVG
17	5150.000	53.44	6.94	60.38	74.00	-13.62	peak
18	5150.000	44.81	6.94	51.75	54.00	-2.25	AVG
19	5233.440	102.24	7.17	109.41	--	--	peak
20	5350.000	47.26	7.50	54.76	74.00	-19.24	peak
21	5350.000	37.82	7.50	45.32	54.00	-8.68	AVG
22	5392.800	50.03	7.63	57.66	74.00	-16.34	peak
23	5392.800	38.02	7.63	45.65	54.00	-8.35	AVG
24	5425.440	51.22	7.73	58.95	74.00	-15.05	peak
25	5425.440	38.46	7.73	46.19	54.00	-7.81	AVG
26	5442.720	51.16	7.77	58.93	74.00	-15.07	peak
27	5442.720	38.74	7.77	46.51	54.00	-7.49	AVG

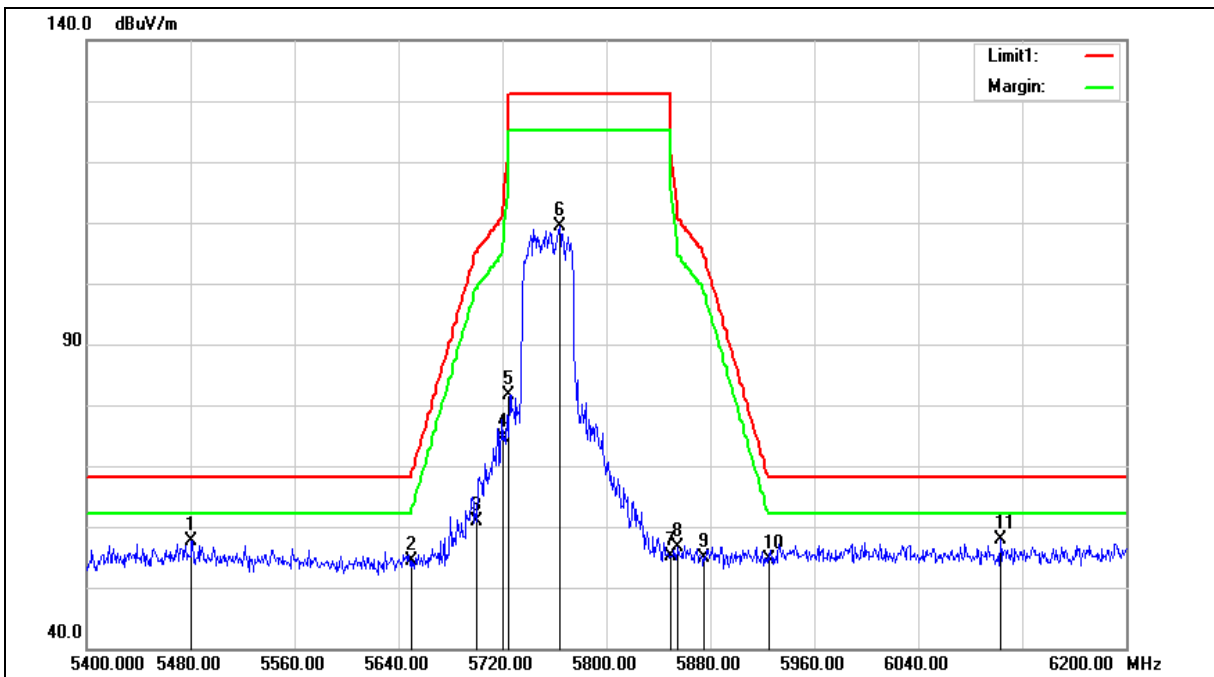
Note:1.Result (dBuV/m) = Correct Factor (dB/m) + Reading(dBuV).

2.Correction factor (dB/m) = Antenna Factor (dB/m) + Cable loss (dB) – Pre-Amplifier gain (dB).

3.When the peak results are less than average limit, so not need to evaluate the average.



Standard:	FCC Part 15.407	Test Distance:	3m
Test item:	Band edge		
Frequency:	5755MHz		
Mode:	Mode 7		
Ant.Polar.:	Horizontal		





Standard:	FCC Part 15.407	Test Distance:	3m
Test item:	Band edge		
Frequency:	5755MHz		
Mode:	Mode 7		
Ant.Polar.:	Horizontal		

No.	Frequency (MHz)	Reading (dBuV)	Correct Factor (dB/m)	Result (dBuV/m)	Limit (dBuV/m)	Margin (dB)	Remark
1	5480.800	51.62	5.99	57.61	68.20	-10.59	peak
2	5650.000	48.14	6.31	54.45	68.20	-13.75	peak
3	5700.000	54.58	6.40	60.98	105.20	-44.22	peak
4	5720.000	68.13	6.44	74.57	110.80	-36.23	peak
5	5725.000	75.13	6.45	81.58	122.20	-40.62	peak
6	5764.000	102.99	6.51	109.50	--	--	peak
7	5850.000	48.48	6.67	55.15	122.20	-67.05	peak
8	5855.000	49.90	6.67	56.57	110.80	-54.23	peak
9	5875.000	48.22	6.72	54.94	105.20	-50.26	peak
10	5925.000	47.85	6.80	54.65	68.20	-13.55	peak
11	6103.200	50.62	7.25	57.87	68.20	-10.33	peak

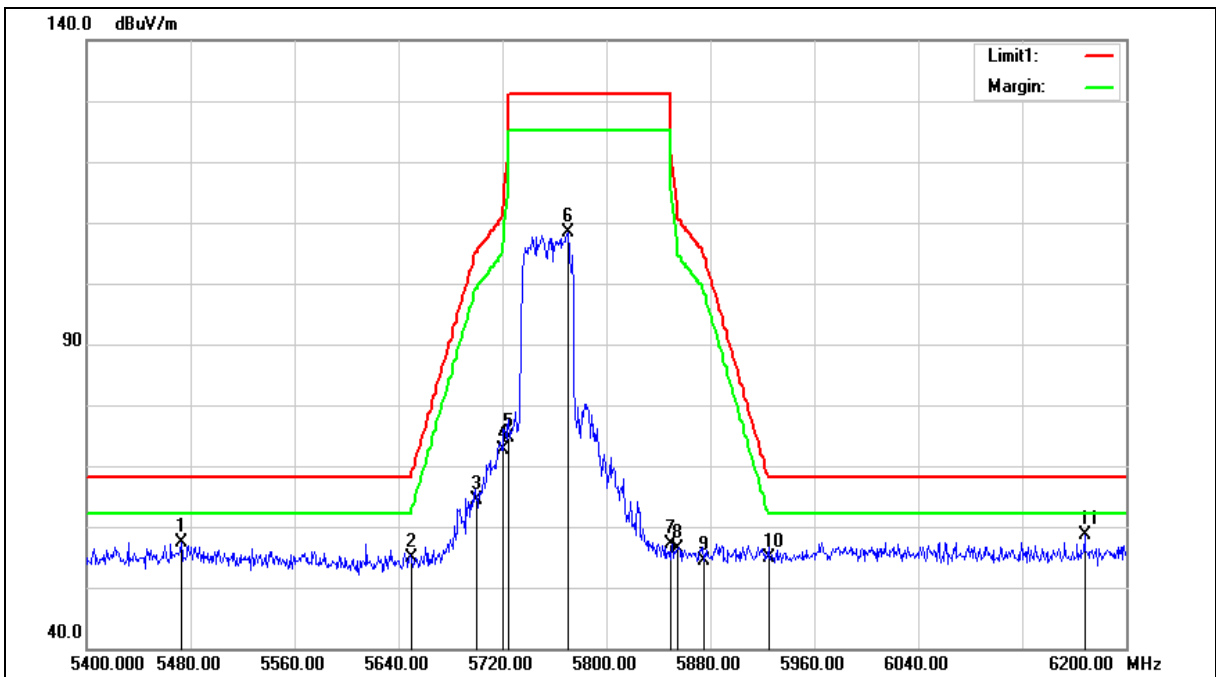
Note:1.Result (dBuV/m) = Correct Factor (dB/m) + Reading(dBuV).

2.Correction factor (dB/m) = Antenna Factor (dB/m) + Cable loss (dB) – Pre-Amplifier gain (dB).

3.When the peak results are less than average limit, so not need to evaluate the average.



Standard:	FCC Part 15.407	Test Distance:	3m
Test item:	Band edge		
Frequency:	5755MHz		
Mode:	Mode 7		
Ant.Polar.:	Vertical		





Standard:	FCC Part 15.407	Test Distance:	3m
Test item:	Band edge		
Frequency:	5755MHz		
Mode:	Mode 7		
Ant.Polar.:	Vertical		

No.	Frequency (MHz)	Reading (dBuV)	Correct Factor (dB/m)	Result (dBuV/m)	Limit (dBuV/m)	Margin (dB)	Remark
1	5472.800	51.44	5.96	57.40	68.20	-10.80	peak
2	5650.000	48.67	6.31	54.98	68.20	-13.22	peak
3	5700.000	57.89	6.40	64.29	105.20	-40.91	peak
4	5720.000	66.27	6.44	72.71	110.80	-38.09	peak
5	5725.000	68.18	6.45	74.63	122.20	-47.57	peak
6	5770.400	101.76	6.52	108.28	--	--	peak
7	5850.000	50.51	6.67	57.18	122.20	-65.02	peak
8	5855.000	49.66	6.67	56.33	110.80	-54.47	peak
9	5875.000	47.78	6.72	54.50	105.20	-50.70	peak
10	5925.000	48.11	6.80	54.91	68.20	-13.29	peak
11	6168.000	51.16	7.43	58.59	68.20	-9.61	peak

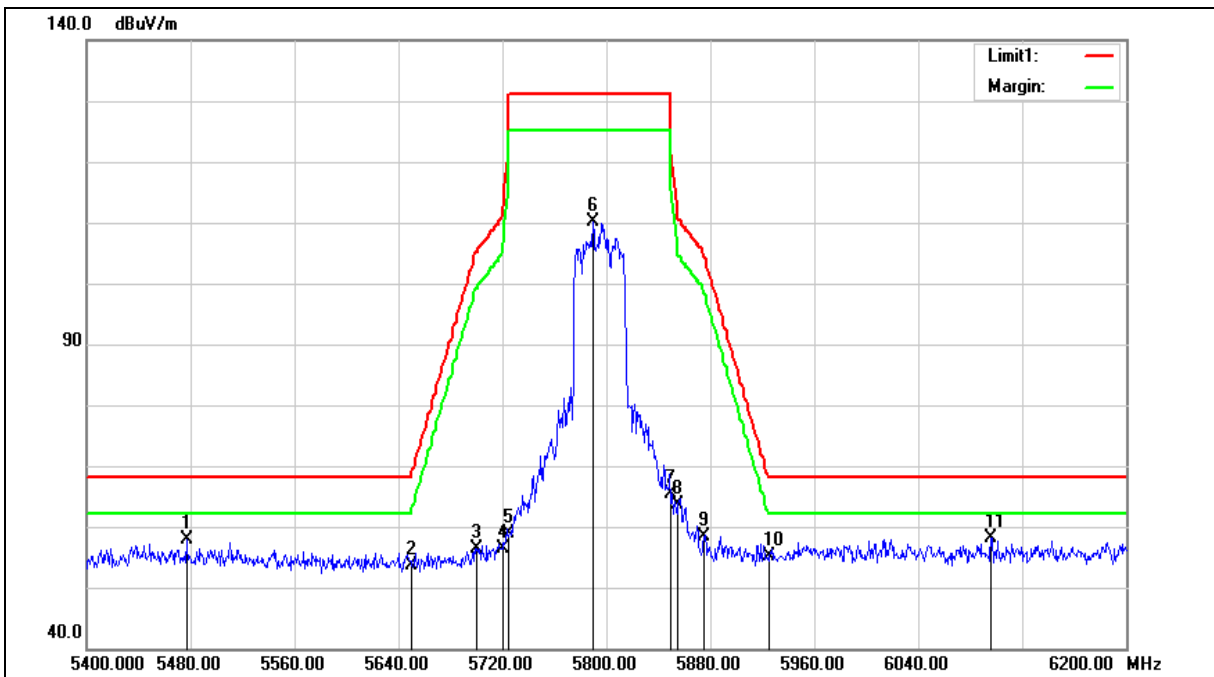
Note:1.Result (dBuV/m) = Correct Factor (dB/m) + Reading(dBuV).

2.Correction factor (dB/m) = Antenna Factor (dB/m) + Cable loss (dB) – Pre-Amplifier gain (dB).

3.When the peak results are less than average limit, so not need to evaluate the average.



Standard:	FCC Part 15.407	Test Distance:	3m
Test item:	Band edge		
Frequency:	5795MHz		
Mode:	Mode 7		
Ant.Polar.:	Horizontal		





Standard:	FCC Part 15.407	Test Distance:	3m
Test item:	Band edge		
Frequency:	5795MHz		
Mode:	Mode 7		
Ant.Polar.:	Horizontal		

No.	Frequency (MHz)	Reading (dBuV)	Correct Factor (dB/m)	Result (dBuV/m)	Limit (dBuV/m)	Margin (dB)	Remark
1	5476.800	51.97	5.98	57.95	68.20	-10.25	peak
2	5650.000	47.25	6.31	53.56	68.20	-14.64	peak
3	5700.000	50.07	6.40	56.47	105.20	-48.73	peak
4	5720.000	49.91	6.44	56.35	110.80	-54.45	peak
5	5725.000	52.51	6.45	58.96	122.20	-63.24	peak
6	5789.600	103.52	6.56	110.08	--	--	peak
7	5850.000	58.61	6.67	65.28	122.20	-56.92	peak
8	5855.000	56.86	6.67	63.53	110.80	-47.27	peak
9	5875.000	51.72	6.72	58.44	105.20	-46.76	peak
10	5925.000	48.43	6.80	55.23	68.20	-12.97	peak
11	6096.000	50.86	7.23	58.09	68.20	-10.11	peak

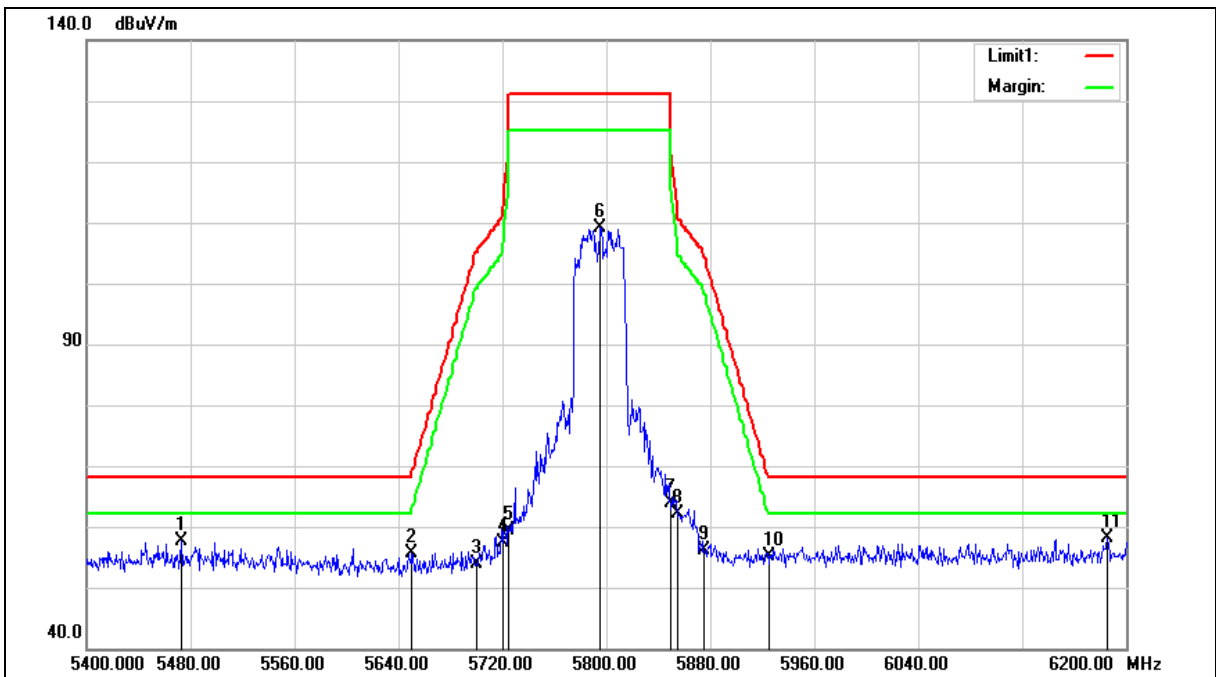
Note:1.Result (dBuV/m) = Correct Factor (dB/m) + Reading(dBuV).

2.Correction factor (dB/m) = Antenna Factor (dB/m) + Cable loss (dB) – Pre-Amplifier gain (dB).

3.When the peak results are less than average limit, so not need to evaluate the average.



Standard:	FCC Part 15.407	Test Distance:	3m
Test item:	Band edge		
Frequency:	5795MHz		
Mode:	Mode 7		
Ant.Polar.:	Vertical		





Standard:	FCC Part 15.407	Test Distance:	3m
Test item:	Band edge		
Frequency:	5795MHz		
Mode:	Mode 7		
Ant.Polar.:	Vertical		

No.	Frequency (MHz)	Reading (dBuV)	Correct Factor (dB/m)	Result (dBuV/m)	Limit (dBuV/m)	Margin (dB)	Remark
1	5472.800	51.59	5.96	57.55	68.20	-10.65	peak
2	5650.000	49.33	6.31	55.64	68.20	-12.56	peak
3	5700.000	47.55	6.40	53.95	105.20	-51.25	peak
4	5720.000	50.98	6.44	57.42	110.80	-53.38	peak
5	5725.000	52.97	6.45	59.42	122.20	-62.78	peak
6	5795.200	102.62	6.57	109.19	--	--	peak
7	5850.000	57.28	6.67	63.95	122.20	-58.25	peak
8	5855.000	55.45	6.67	62.12	110.80	-48.68	peak
9	5875.000	49.53	6.72	56.25	105.20	-48.95	peak
10	5925.000	48.26	6.80	55.06	68.20	-13.14	peak
11	6185.600	50.68	7.48	58.16	68.20	-10.04	peak

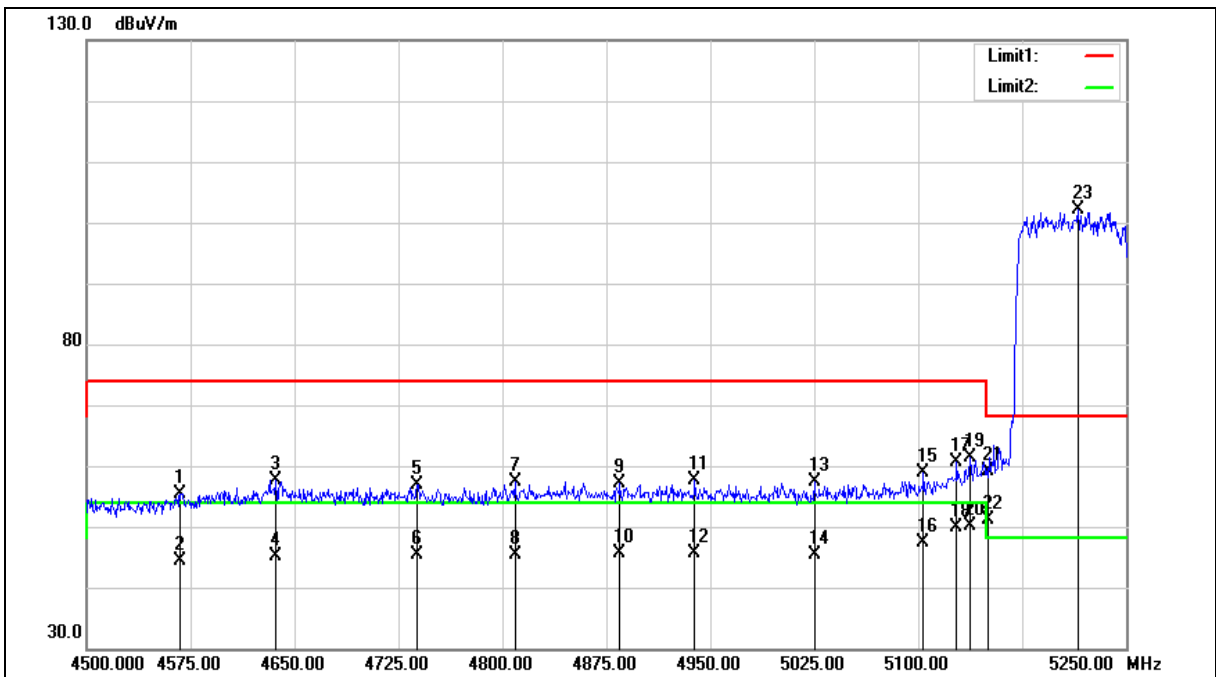
Note:1.Result (dBuV/m) = Correct Factor (dB/m) + Reading(dBuV).

2.Correction factor (dB/m) = Antenna Factor (dB/m) + Cable loss (dB) – Pre-Amplifier gain (dB).

3.When the peak results are less than average limit, so not need to evaluate the average.



Standard:	FCC Part 15.407	Test Distance:	3m
Test item:	Band edge		
Frequency:	5210MHz		
Mode:	Mode 8		
Ant.Polar.:	Horizontal		





Standard:	FCC Part 15.407	Test Distance:	3m
Test item:	Band edge		
Frequency:	5210MHz		
Mode:	Mode 8		
Ant.Polar.:	Horizontal		

No.	Frequency (MHz)	Reading (dBuV)	Correct Factor (dB/m)	Result (dBuV/m)	Limit (dBuV/m)	Margin (dB)	Remark
1	4567.500	50.12	5.19	55.31	74.00	-18.69	peak
2	4567.500	39.09	5.19	44.28	54.00	-9.72	AVG
3	4636.500	52.27	5.40	57.67	74.00	-16.33	peak
4	4636.500	39.61	5.40	45.01	54.00	-8.99	AVG
5	4738.500	51.23	5.71	56.94	74.00	-17.06	peak
6	4738.500	39.55	5.71	45.26	54.00	-8.74	AVG
7	4809.000	51.57	5.93	57.50	74.00	-16.50	peak
8	4809.000	39.46	5.93	45.39	54.00	-8.61	AVG
9	4884.750	51.00	6.16	57.16	74.00	-16.84	peak
10	4884.750	39.52	6.16	45.68	54.00	-8.32	AVG
11	4938.750	51.19	6.33	57.52	74.00	-16.48	peak
12	4938.750	39.20	6.33	45.53	54.00	-8.47	AVG
13	5025.000	50.73	6.57	57.30	74.00	-16.70	peak
14	5025.000	38.92	6.57	45.49	54.00	-8.51	AVG
15	5103.750	51.98	6.80	58.78	74.00	-15.22	peak
16	5103.750	40.61	6.80	47.41	54.00	-6.59	AVG
17	5127.750	53.73	6.88	60.61	74.00	-13.39	peak
18	5127.750	43.05	6.88	49.93	54.00	-4.07	AVG
19	5137.500	54.47	6.91	61.38	74.00	-12.62	peak
20	5137.500	43.33	6.91	50.24	54.00	-3.76	AVG
21	5150.000	52.18	6.94	59.12	74.00	-14.88	peak
22	5150.000	44.08	6.94	51.02	54.00	-2.98	AVG
23	5215.500	95.10	7.13	102.23	--	--	peak

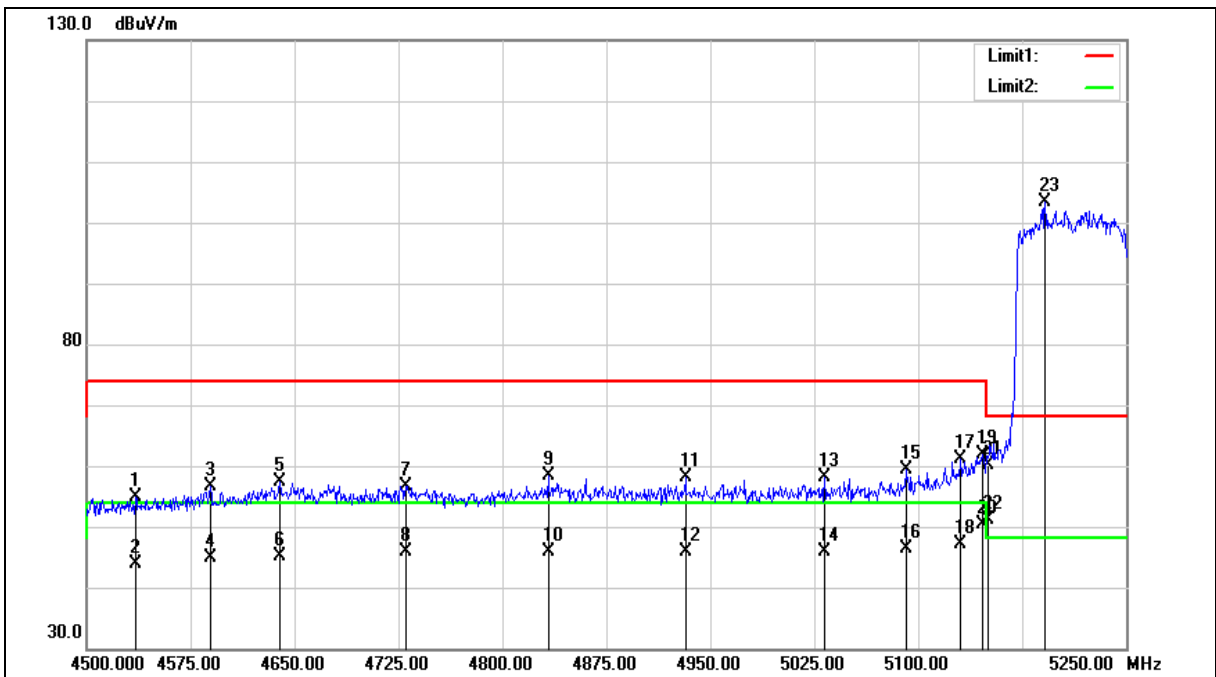
Note:1.Result (dBuV/m) = Correct Factor (dB/m) + Reading(dBuV).

2.Correction factor (dB/m) = Antenna Factor (dB/m) + Cable loss (dB) – Pre-Amplifier gain (dB).

3.When the peak results are less than average limit, so not need to evaluate the average.



Standard:	FCC Part 15.407	Test Distance:	3m
Test item:	Band edge		
Frequency:	5210MHz		
Mode:	Mode 8		
Ant.Polar.:	Vertical		





Standard:	FCC Part 15.407	Test Distance:	3m
Test item:	Band edge		
Frequency:	5210MHz		
Mode:	Mode 8		
Ant.Polar.:	Vertical		

No.	Frequency (MHz)	Reading (dBuV)	Correct Factor (dB/m)	Result (dBuV/m)	Limit (dBuV/m)	Margin (dB)	Remark
1	4535.250	49.71	5.09	54.80	74.00	-19.20	peak
2	4535.250	38.71	5.09	43.80	54.00	-10.20	AVG
3	4589.250	51.50	5.25	56.75	74.00	-17.25	peak
4	4589.250	39.59	5.25	44.84	54.00	-9.16	AVG
5	4639.500	52.05	5.41	57.46	74.00	-16.54	peak
6	4639.500	39.78	5.41	45.19	54.00	-8.81	AVG
7	4730.250	50.93	5.69	56.62	74.00	-17.38	peak
8	4730.250	40.16	5.69	45.85	54.00	-8.15	AVG
9	4833.000	52.42	5.99	58.41	74.00	-15.59	peak
10	4833.000	39.92	5.99	45.91	54.00	-8.09	AVG
11	4932.000	51.89	6.30	58.19	74.00	-15.81	peak
12	4932.000	39.54	6.30	45.84	54.00	-8.16	AVG
13	5032.500	51.62	6.60	58.22	74.00	-15.78	peak
14	5032.500	39.21	6.60	45.81	54.00	-8.19	AVG
15	5091.000	52.51	6.76	59.27	74.00	-14.73	peak
16	5091.000	39.59	6.76	46.35	54.00	-7.65	AVG
17	5130.750	54.26	6.89	61.15	74.00	-12.85	peak
18	5130.750	40.14	6.89	47.03	54.00	-6.97	AVG
19	5146.500	55.02	6.93	61.95	74.00	-12.05	peak
20	5146.500	43.35	6.93	50.28	54.00	-3.72	AVG
21	5150.000	53.19	6.94	60.13	74.00	-13.87	peak
22	5150.000	44.07	6.94	51.01	54.00	-2.99	AVG
23	5191.500	96.21	7.05	103.26	--	--	peak

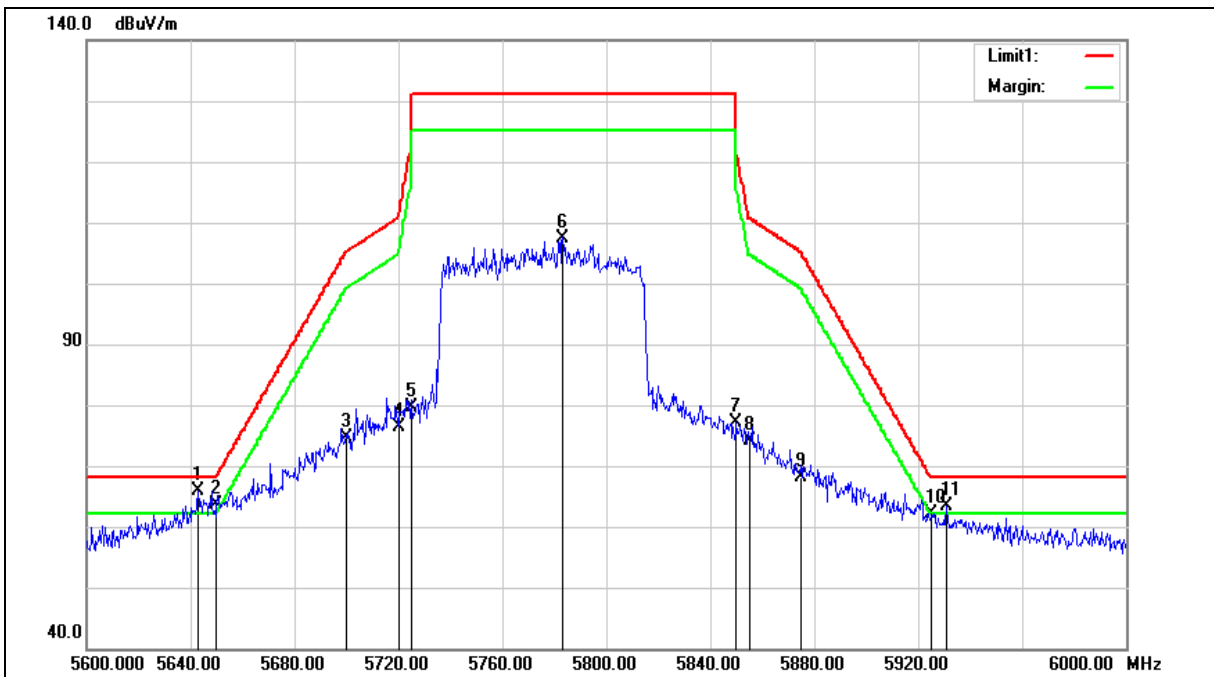
Note:1.Result (dBuV/m) = Correct Factor (dB/m) + Reading(dBuV).

2.Correction factor (dB/m) = Antenna Factor (dB/m) + Cable loss (dB) – Pre-Amplifier gain (dB).

3.When the peak results are less than average limit, so not need to evaluate the average.



Standard:	FCC Part 15.407	Test Distance:	3m
Test item:	Band edge		
Frequency:	5775MHz		
Mode:	Mode 8		
Ant.Polar.:	Horizontal		





Standard:	FCC Part 15.407	Test Distance:	3m
Test item:	Band edge		
Frequency:	5775MHz		
Mode:	Mode 8		
Ant.Polar.:	Horizontal		

No.	Frequency (MHz)	Reading (dBuV)	Correct Factor (dB/m)	Result (dBuV/m)	Limit (dBuV/m)	Margin (dB)	Remark
1	5642.800	57.57	8.22	65.79	68.20	-2.41	peak
2	5650.000	55.32	8.24	63.56	68.20	-4.64	peak
3	5700.000	66.29	8.34	74.63	105.20	-30.57	peak
4	5720.000	68.03	8.38	76.41	110.80	-34.39	peak
5	5725.000	71.20	8.39	79.59	122.20	-42.61	peak
6	5783.200	98.76	8.50	107.26	--	--	peak
7	5850.000	68.41	8.63	77.04	122.20	-45.16	peak
8	5855.000	65.49	8.64	74.13	110.80	-36.67	peak
9	5875.000	59.56	8.69	68.25	105.20	-36.95	peak
10	5925.000	53.23	8.79	62.02	68.20	-6.18	peak
11	5930.800	54.48	8.80	63.28	68.20	-4.92	peak

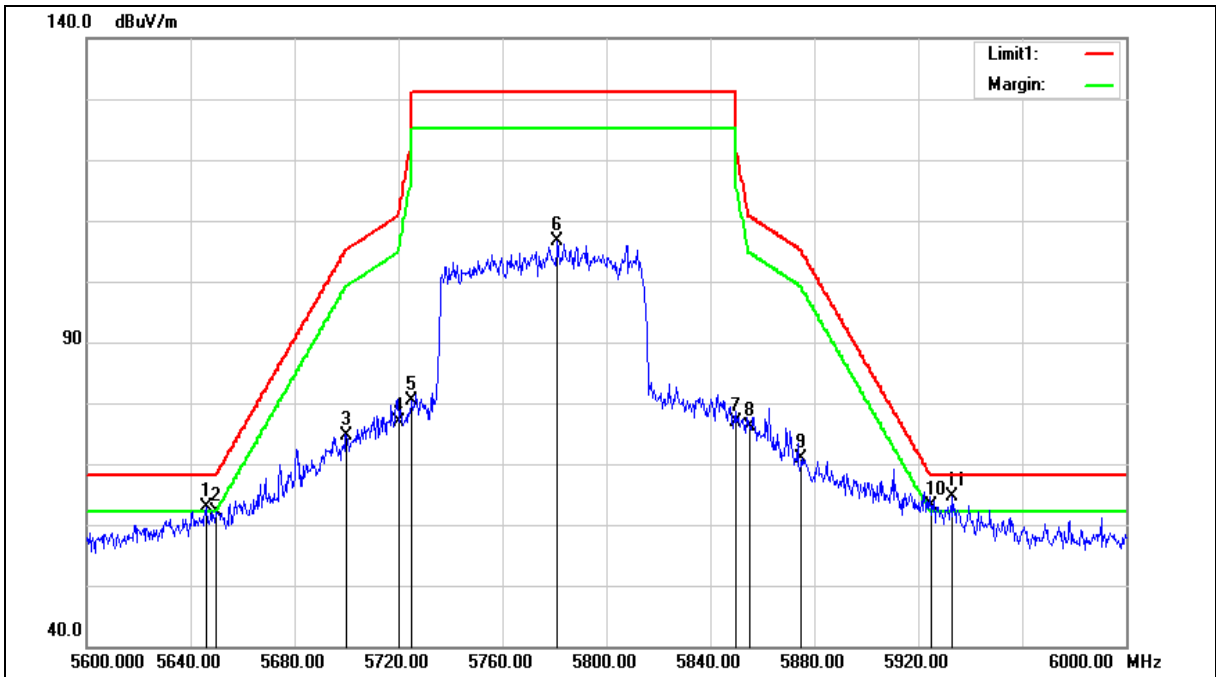
Note:1.Result (dBuV/m) = Correct Factor (dB/m) + Reading(dBuV).

2.Correction factor (dB/m) = Antenna Factor (dB/m) + Cable loss (dB) – Pre-Amplifier gain (dB).

3.When the peak results are less than average limit, so not need to evaluate the average.



Standard:	FCC Part 15.407	Test Distance:	3m
Test item:	Band edge		
Frequency:	5775MHz		
Mode:	Mode 8		
Ant.Polar.:	Vertical		





Standard:	FCC Part 15.407	Test Distance:	3m
Test item:	Band edge		
Frequency:	5775MHz		
Mode:	Mode 8		
Ant.Polar.:	Vertical		

No.	Frequency (MHz)	Reading (dBuV)	Correct Factor (dB/m)	Result (dBuV/m)	Limit (dBuV/m)	Margin (dB)	Remark
1	5646.000	54.72	8.23	62.95	68.20	-5.25	peak
2	5650.000	54.01	8.24	62.25	68.20	-5.95	peak
3	5700.000	66.21	8.34	74.55	105.20	-30.65	peak
4	5720.000	68.48	8.38	76.86	110.80	-33.94	peak
5	5725.000	71.94	8.39	80.33	122.20	-41.87	peak
6	5781.200	98.06	8.50	106.56	--	--	peak
7	5850.000	68.26	8.63	76.89	122.20	-45.31	peak
8	5855.000	67.56	8.64	76.20	110.80	-34.60	peak
9	5875.000	62.07	8.69	70.76	105.20	-34.44	peak
10	5925.000	54.36	8.79	63.15	68.20	-5.05	peak
11	5933.200	55.89	8.80	64.69	68.20	-3.51	peak

Note:1.Result (dBuV/m) = Correct Factor (dB/m) + Reading(dBuV).

2.Correction factor (dB/m) = Antenna Factor (dB/m) + Cable loss (dB) – Pre-Amplifier gain (dB).

3.When the peak results are less than average limit, so not need to evaluate the average.

Annex C. Conducted Test Results

Maximum Conducted Output Power Measurement

Test Mode		Mode 2: IEEE 802.11a Continuous TX mode		
Frequency (MHz)	Data Rate	ANT-0		Limit (dBm)
		(dBm)	(W)	
5180.0	6 M	16.51	0.045	≤ 30.00
5200.0		16.48	0.044	≤ 30.00
5220.0		16.46	0.044	≤ 30.00
5240.0		16.61	0.046	≤ 30.00
5745.0		19.24	0.084	≤ 30.00
5765.0		19.28	0.085	≤ 30.00
5785.0		19.31	0.085	≤ 30.00
5805.0		19.25	0.084	≤ 30.00
5825.0		19.52	0.090	≤ 30.00
Frequency (MHz)	Data Rate	ANT-1		Limit (dBm)
		(dBm)	(W)	
5180.0	6 M	16.71	0.047	≤ 30.00
5200.0		16.69	0.047	≤ 30.00
5220.0		16.65	0.046	≤ 30.00
5240.0		16.91	0.049	≤ 30.00
5745.0		18.94	0.078	≤ 30.00
5765.0		18.78	0.076	≤ 30.00
5785.0		18.82	0.076	≤ 30.00
5805.0		18.80	0.076	≤ 30.00
5825.0		19.15	0.082	≤ 30.00
Frequency (MHz)	Data Rate	ANT-2		Limit (dBm)
		(dBm)	(W)	
5180.0	6 M	16.48	0.044	≤ 30.00
5200.0		16.51	0.045	≤ 30.00
5220.0		16.45	0.044	≤ 30.00
5240.0		16.54	0.045	≤ 30.00
5745.0		19.51	0.089	≤ 30.00
5765.0		19.46	0.088	≤ 30.00
5785.0		19.54	0.090	≤ 30.00
5805.0		19.51	0.089	≤ 30.00
5825.0		19.61	0.091	≤ 30.00

Note: The relevant measured result has the offset with cable loss already.



Test Mode		Mode 2: IEEE 802.11a Continuous TX mode		
Frequency (MHz)	Data Rate	ANT-3		Limit (dBm)
		(dBm)	(W)	
5180.0	6 M	16.81	0.048	≤ 30.00
5200.0		16.84	0.048	≤ 30.00
5220.0		16.79	0.048	≤ 30.00
5240.0		16.86	0.049	≤ 30.00
5745.0		19.32	0.086	≤ 30.00
5765.0		19.39	0.087	≤ 30.00
5785.0		19.41	0.087	≤ 30.00
5805.0		19.35	0.086	≤ 30.00
5825.0		19.46	0.088	≤ 30.00
Frequency (MHz)		Data Rate	ANT-0+1+2+3	
	(dBm)		(W)	
5180.0	6 M	22.65	0.184	≤ 30.00
5200.0		22.65	0.184	≤ 30.00
5220.0		22.61	0.182	≤ 30.00
5240.0		22.75	0.189	≤ 30.00
5745.0		25.28	0.337	≤ 30.00
5765.0		25.26	0.335	≤ 30.00
5785.0		25.30	0.339	≤ 30.00
5805.0		25.26	0.335	≤ 30.00
5825.0		25.46	0.351	≤ 30.00

Note: The relevant measured result has the offset with cable loss already.



Test Mode		Mode 3: IEEE 802.11ac 20 MHz Continuous TX mode		
Frequency (MHz)	Data Rate	ANT-0		Limit (dBm)
		(dBm)	(W)	
5180.0	26 M	18.22	0.066	≤ 30.00
5200.0		19.32	0.086	≤ 30.00
5220.0		19.29	0.085	≤ 30.00
5240.0		19.41	0.087	≤ 30.00
5745.0		19.14	0.082	≤ 30.00
5765.0		19.20	0.083	≤ 30.00
5785.0		19.22	0.084	≤ 30.00
5805.0		19.19	0.083	≤ 30.00
5825.0		19.48	0.089	≤ 30.00
5825.0		19.48	0.089	≤ 30.00
Frequency (MHz)	Data Rate	ANT-1		Limit (dBm)
		(dBm)	(W)	
5180.0	26 M	18.34	0.068	≤ 30.00
5200.0		19.24	0.084	≤ 30.00
5220.0		19.20	0.083	≤ 30.00
5240.0		19.34	0.086	≤ 30.00
5745.0		18.80	0.076	≤ 30.00
5765.0		18.79	0.076	≤ 30.00
5785.0		18.85	0.077	≤ 30.00
5805.0		18.82	0.076	≤ 30.00
5825.0		18.82	0.076	≤ 30.00
5825.0		18.82	0.076	≤ 30.00
Frequency (MHz)	Data Rate	ANT-2		Limit (dBm)
		(dBm)	(W)	
5180.0	26 M	18.32	0.068	≤ 30.00
5200.0		19.14	0.082	≤ 30.00
5220.0		19.11	0.081	≤ 30.00
5240.0		19.24	0.084	≤ 30.00
5745.0		19.28	0.085	≤ 30.00
5765.0		19.39	0.087	≤ 30.00
5785.0		19.45	0.088	≤ 30.00
5805.0		19.42	0.087	≤ 30.00
5825.0		19.42	0.087	≤ 30.00
5825.0		19.42	0.087	≤ 30.00

Note: The relevant measured result has the offset with cable loss already.



Test Mode		Mode 3: IEEE 802.11ac 20 MHz Continuous TX mode		
Frequency (MHz)	Data Rate	ANT-3		Limit (dBm)
		(dBm)	(W)	
5180.0	26 M	18.38	0.069	≤ 30.00
5200.0		19.35	0.086	≤ 30.00
5220.0		19.29	0.085	≤ 30.00
5240.0		19.31	0.085	≤ 30.00
5745.0		19.22	0.084	≤ 30.00
5765.0		19.25	0.084	≤ 30.00
5785.0		19.32	0.086	≤ 30.00
5805.0		19.29	0.085	≤ 30.00
5825.0		19.34	0.086	≤ 30.00
5825.0		19.34	0.086	≤ 30.00
Frequency (MHz)	Data Rate	ANT-0+1+2+3		Limit (dBm)
		(dBm)	(W)	
5180.0	26 M	24.34	0.271	≤ 30.00
5200.0		25.28	0.338	≤ 30.00
5220.0		25.24	0.334	≤ 30.00
5240.0		25.35	0.342	≤ 30.00
5745.0		25.13	0.326	≤ 30.00
5765.0		25.18	0.330	≤ 30.00
5785.0		25.24	0.334	≤ 30.00
5805.0		25.21	0.332	≤ 30.00
5825.0		25.29	0.338	≤ 30.00
5825.0		25.29	0.338	≤ 30.00

Note: The relevant measured result has the offset with cable loss already.



Test Mode		Mode 4: IEEE 802.11ac 40 MHz Continuous TX mode		
Frequency (MHz)	Data Rate	ANT-0		Limit (dBm)
		(dBm)	(W)	
5190.0	54 M	16.64	0.046	≤ 30.00
5230.0		19.51	0.089	≤ 30.00
5755.0		19.21	0.083	≤ 30.00
5795.0		19.48	0.089	≤ 30.00
Frequency (MHz)	Data Rate	ANT-1		Limit (dBm)
		(dBm)	(W)	
5190.0	54 M	16.74	0.047	≤ 30.00
5230.0		19.68	0.093	≤ 30.00
5755.0		19.18	0.083	≤ 30.00
5795.0		19.12	0.082	≤ 30.00
Frequency (MHz)	Data Rate	ANT-2		Limit (dBm)
		(dBm)	(W)	
5190.0	54 M	16.68	0.047	≤ 30.00
5230.0		19.48	0.089	≤ 30.00
5755.0		19.82	0.096	≤ 30.00
5795.0		19.95	0.099	≤ 30.00
Frequency (MHz)	Data Rate	ANT-3		Limit (dBm)
		(dBm)	(W)	
5190.0	54 M	16.91	0.049	≤ 30.00
5230.0		19.61	0.091	≤ 30.00
5755.0		19.44	0.088	≤ 30.00
5795.0		19.51	0.089	≤ 30.00
Frequency (MHz)	Data Rate	ANT-0+1+2+3		Limit (dBm)
		(dBm)	(W)	
5190.0	54 M	22.76	0.189	≤ 30.00
5230.0		25.59	0.362	≤ 30.00
5755.0		25.44	0.350	≤ 30.00
5795.0		25.55	0.359	≤ 30.00

Note: The relevant measured result has the offset with cable loss already.



Test Mode		Mode 5: IEEE 802.11ac 80 MHz Continuous TX mode		
Frequency (MHz)	Data Rate	ANT-0		Limit (dBm)
		(dBm)	(W)	
5210.0	117.2 M	16.44	0.044	≤ 30.00
5775.0		19.22	0.084	≤ 30.00
Frequency (MHz)	Data Rate	ANT-1		Limit (dBm)
		(dBm)	(W)	
5210.0	117.2 M	16.48	0.044	≤ 30.00
5775.0		18.94	0.078	≤ 30.00
Frequency (MHz)	Data Rate	ANT-2		Limit (dBm)
		(dBm)	(W)	
5210.0	117.2 M	16.22	0.042	≤ 30.00
5775.0		19.81	0.096	≤ 30.00
Frequency (MHz)	Data Rate	ANT-3		Limit (dBm)
		(dBm)	(W)	
5210.0	117.2 M	16.61	0.046	≤ 30.00
5775.0		19.34	0.086	≤ 30.00
Frequency (MHz)	Data Rate	ANT-0+1+2+3		Limit (dBm)
		(dBm)	(W)	
5210.0	117.2 M	22.46	0.176	≤ 30.00
5775.0		25.36	0.344	≤ 30.00

Note: The relevant measured result has the offset with cable loss already.



Test Mode		Mode 6: IEEE 802.11ax 20 MHz Continuous TX mode		
Frequency (MHz)	Data Rate	ANT-0		Limit (dBm)
		(dBm)	(W)	
5180.0	MCS 0	18.12	0.065	≤ 30.00
5200.0		19.61	0.091	≤ 30.00
5220.0		19.55	0.090	≤ 30.00
5240.0		19.72	0.094	≤ 30.00
5745.0		19.14	0.082	≤ 30.00
5765.0		19.22	0.084	≤ 30.00
5785.0		19.31	0.085	≤ 30.00
5805.0		19.29	0.085	≤ 30.00
5825.0		19.64	0.092	≤ 30.00
Frequency (MHz)	Data Rate	ANT-1		Limit (dBm)
		(dBm)	(W)	
5180.0	MCS 0	18.21	0.066	≤ 30.00
5200.0		19.51	0.089	≤ 30.00
5220.0		19.48	0.089	≤ 30.00
5240.0		19.61	0.091	≤ 30.00
5745.0		18.82	0.076	≤ 30.00
5765.0		19.00	0.079	≤ 30.00
5785.0		19.02	0.080	≤ 30.00
5805.0		18.97	0.079	≤ 30.00
5825.0		19.21	0.083	≤ 30.00
Frequency (MHz)	Data Rate	ANT-2		Limit (dBm)
		(dBm)	(W)	
5180.0	MCS 0	18.18	0.066	≤ 30.00
5200.0		19.24	0.084	≤ 30.00
5220.0		19.20	0.083	≤ 30.00
5240.0		19.31	0.085	≤ 30.00
5745.0		19.65	0.092	≤ 30.00
5765.0		19.66	0.092	≤ 30.00
5785.0		19.71	0.094	≤ 30.00
5805.0		19.62	0.092	≤ 30.00
5825.0		19.61	0.091	≤ 30.00

Note: The relevant measured result has the offset with cable loss already.



Test Mode		Mode 6: IEEE 802.11ax 20 MHz Continuous TX mode		
Frequency (MHz)	Data Rate	ANT-3		Limit (dBm)
		(dBm)	(W)	
5180.0	MCS 0	18.22	0.066	≤ 30.00
5200.0		19.54	0.090	≤ 30.00
5220.0		19.48	0.089	≤ 30.00
5240.0		19.58	0.091	≤ 30.00
5745.0		19.34	0.086	≤ 30.00
5765.0		19.31	0.085	≤ 30.00
5785.0		19.35	0.086	≤ 30.00
5805.0		19.28	0.085	≤ 30.00
5825.0		19.66	0.092	≤ 30.00
5825.0		19.66	0.092	≤ 30.00
Frequency (MHz)	Data Rate	ANT-0+1+2+3		Limit (dBm)
		(dBm)	(W)	
5180.0	MCS 0	24.20	0.263	≤ 30.00
5200.0		25.50	0.355	≤ 30.00
5220.0		25.45	0.351	≤ 30.00
5240.0		25.58	0.361	≤ 30.00
5745.0		25.27	0.336	≤ 30.00
5765.0		25.32	0.341	≤ 30.00
5785.0		25.38	0.345	≤ 30.00
5805.0		25.32	0.340	≤ 30.00
5825.0		25.55	0.359	≤ 30.00
5825.0		25.55	0.359	≤ 30.00

Note: The relevant measured result has the offset with cable loss already.



Test Mode		Mode 7: IEEE 802.11ax 40 MHz Continuous TX mode		
Frequency (MHz)	Data Rate	ANT-0		Limit (dBm)
		(dBm)	(W)	
5190.0	MCS 0	16.82	0.048	≤ 30.00
5230.0		19.64	0.092	≤ 30.00
5755.0		19.32	0.086	≤ 30.00
5795.0		19.54	0.090	≤ 30.00
Frequency (MHz)	Data Rate	ANT-1		Limit (dBm)
		(dBm)	(W)	
5190.0	MCS 0	16.88	0.049	≤ 30.00
5230.0		19.91	0.098	≤ 30.00
5755.0		19.14	0.082	≤ 30.00
5795.0		19.24	0.084	≤ 30.00
Frequency (MHz)	Data Rate	ANT-2		Limit (dBm)
		(dBm)	(W)	
5190.0	MCS 0	16.92	0.049	≤ 30.00
5230.0		19.58	0.091	≤ 30.00
5755.0		19.92	0.098	≤ 30.00
5795.0		19.96	0.099	≤ 30.00
Frequency (MHz)	Data Rate	ANT-3		Limit (dBm)
		(dBm)	(W)	
5190.0	MCS 0	17.01	0.050	≤ 30.00
5230.0		19.82	0.096	≤ 30.00
5755.0		19.64	0.092	≤ 30.00
5795.0		19.82	0.096	≤ 30.00
Frequency (MHz)	Data Rate	ANT-0+1+2+3		Limit (dBm)
		(dBm)	(W)	
5190.0	MCS 0	22.93	0.196	≤ 30.00
5230.0		25.76	0.377	≤ 30.00
5755.0		25.54	0.358	≤ 30.00
5795.0		25.67	0.369	≤ 30.00

Note: The relevant measured result has the offset with cable loss already.



Test Mode		Mode 8: IEEE 802.11ax 80 MHz Continuous TX mode		
Frequency (MHz)	Data Rate	ANT-0		Limit (dBm)
		(dBm)	(W)	
5210.0	MCS 0	16.14	0.041	≤ 30.00
5775.0		19.32	0.086	≤ 30.00
Frequency (MHz)	Data Rate	ANT-1		Limit (dBm)
		(dBm)	(W)	
5210.0	MCS 0	16.19	0.042	≤ 30.00
5775.0		19.14	0.082	≤ 30.00
Frequency (MHz)	Data Rate	ANT-2		Limit (dBm)
		(dBm)	(W)	
5210.0	MCS 0	15.92	0.039	≤ 30.00
5775.0		19.94	0.099	≤ 30.00
Frequency (MHz)	Data Rate	ANT-3		Limit (dBm)
		(dBm)	(W)	
5210.0	MCS 0	16.21	0.042	≤ 30.00
5775.0		19.52	0.090	≤ 30.00
Frequency (MHz)	Data Rate	ANT-0+1+2+3		Limit (dBm)
		(dBm)	(W)	
5210.0	MCS 0	22.14	0.164	≤ 30.00
5775.0		25.51	0.356	≤ 30.00

Note: The relevant measured result has the offset with cable loss already.



Beamforming on

Test Mode		Mode 3: IEEE 802.11ac 20 MHz Continuous TX mode		
Frequency (MHz)	Data Rate	ANT-0		Limit (dBm)
		(dBm)	(W)	
5180.0	26 M	11.91	0.016	≤ 25.35
5200.0		12.95	0.020	≤ 25.35
5220.0		12.93	0.020	≤ 25.35
5240.0		13.14	0.021	≤ 25.35
5745.0		12.76	0.019	≤ 25.31
5765.0		12.75	0.019	≤ 25.31
5785.0		12.81	0.019	≤ 25.31
5805.0		12.77	0.019	≤ 25.31
5825.0		13.23	0.021	≤ 25.31
Frequency (MHz)	Data Rate	ANT-1		Limit (dBm)
		(dBm)	(W)	
5180.0	26 M	12.14	0.016	≤ 25.35
5200.0		13.11	0.020	≤ 25.35
5220.0		13.08	0.020	≤ 25.35
5240.0		13.33	0.022	≤ 25.35
5745.0		12.74	0.019	≤ 25.31
5765.0		12.64	0.018	≤ 25.31
5785.0		12.68	0.019	≤ 25.31
5805.0		12.65	0.018	≤ 25.31
5825.0		12.80	0.019	≤ 25.31
Frequency (MHz)	Data Rate	ANT-2		Limit (dBm)
		(dBm)	(W)	
5180.0	26 M	12.18	0.017	≤ 25.35
5200.0		12.97	0.020	≤ 25.35
5220.0		12.92	0.020	≤ 25.35
5240.0		13.15	0.021	≤ 25.35
5745.0		13.18	0.021	≤ 25.31
5765.0		13.10	0.020	≤ 25.31
5785.0		13.14	0.021	≤ 25.31
5805.0		13.09	0.020	≤ 25.31
5825.0		13.34	0.022	≤ 25.31

Note: The relevant measured result has the offset with cable loss already.



Test Mode		Mode 3: IEEE 802.11ac 20 MHz Continuous TX mode		
Frequency (MHz)	Data Rate	ANT-3		Limit (dBm)
		(dBm)	(W)	
5180.0	26 M	12.14	0.016	≤ 25.35
5200.0		13.13	0.021	≤ 25.35
5220.0		13.10	0.020	≤ 25.35
5240.0		13.25	0.021	≤ 25.35
5745.0		13.15	0.021	≤ 25.31
5765.0		13.06	0.020	≤ 25.31
5785.0		13.12	0.021	≤ 25.31
5805.0		13.09	0.020	≤ 25.31
5825.0		13.28	0.021	≤ 25.31
5825.0		13.28	0.021	≤ 25.31
Frequency (MHz)	Data Rate	ANT-0+1+2+3		Limit (dBm)
		(dBm)	(W)	
5180.0	26 M	18.11	0.065	≤ 25.35
5200.0		19.06	0.081	≤ 25.35
5220.0		19.03	0.080	≤ 25.35
5240.0		19.24	0.084	≤ 25.35
5745.0		18.98	0.079	≤ 25.31
5765.0		18.91	0.078	≤ 25.31
5785.0		18.96	0.079	≤ 25.31
5805.0		18.92	0.078	≤ 25.31
5825.0		19.19	0.083	≤ 25.31
5825.0		19.19	0.083	≤ 25.31

Note: The relevant measured result has the offset with cable loss already.



Test Mode		Mode 4: IEEE 802.11ac 40 MHz Continuous TX mode		
Frequency (MHz)	Data Rate	ANT-0		Limit (dBm)
		(dBm)	(W)	
5190.0	54 M	10.26	0.011	≤ 25.35
5230.0		13.21	0.021	≤ 25.35
5755.0		12.84	0.019	≤ 25.31
5795.0		13.22	0.021	≤ 25.31
Frequency (MHz)	Data Rate	ANT-1		Limit (dBm)
		(dBm)	(W)	
5190.0	54 M	10.42	0.011	≤ 25.35
5230.0		13.41	0.022	≤ 25.35
5755.0		12.85	0.019	≤ 25.31
5795.0		12.78	0.019	≤ 25.31
Frequency (MHz)	Data Rate	ANT-2		Limit (dBm)
		(dBm)	(W)	
5190.0	54 M	10.22	0.011	≤ 25.35
5230.0		13.28	0.021	≤ 25.35
5755.0		13.64	0.023	≤ 25.31
5795.0		13.68	0.023	≤ 25.31
Frequency (MHz)	Data Rate	ANT-3		Limit (dBm)
		(dBm)	(W)	
5190.0	54 M	10.33	0.011	≤ 25.35
5230.0		13.36	0.022	≤ 25.35
5755.0		13.17	0.021	≤ 25.31
5795.0		13.34	0.022	≤ 25.31
Frequency (MHz)	Data Rate	ANT-0+1+2+3		Limit (dBm)
		(dBm)	(W)	
5190.0	54 M	16.33	0.043	≤ 25.35
5230.0		19.34	0.086	≤ 25.35
5755.0		19.16	0.082	≤ 25.31
5795.0		19.29	0.085	≤ 25.31

Note: The relevant measured result has the offset with cable loss already.



Test Mode		Mode 5: IEEE 802.11ac 80 MHz Continuous TX mode		
Frequency (MHz)	Data Rate	ANT-0		Limit (dBm)
		(dBm)	(W)	
5210.0	117.2 M	10.06	0.010	≤ 25.35
5775.0		12.86	0.019	≤ 25.31
Frequency (MHz)	Data Rate	ANT-1		Limit (dBm)
		(dBm)	(W)	
5210.0	117.2 M	10.09	0.010	≤ 25.35
5775.0		12.67	0.018	≤ 25.31
Frequency (MHz)	Data Rate	ANT-2		Limit (dBm)
		(dBm)	(W)	
5210.0	117.2 M	9.98	0.010	≤ 25.35
5775.0		13.51	0.022	≤ 25.31
Frequency (MHz)	Data Rate	ANT-3		Limit (dBm)
		(dBm)	(W)	
5210.0	117.2 M	10.07	0.010	≤ 25.35
5775.0		13.14	0.021	≤ 25.31
Frequency (MHz)	Data Rate	ANT-0+1+2+3		Limit (dBm)
		(dBm)	(W)	
5210.0	117.2 M	16.07	0.040	≤ 25.35
5775.0		19.08	0.081	≤ 25.31

Note: The relevant measured result has the offset with cable loss already.



Test Mode		Mode 6: IEEE 802.11ax 20 MHz Continuous TX mode		
Frequency (MHz)	Data Rate	ANT-0		Limit (dBm)
		(dBm)	(W)	
5180.0	MCS 0	11.81	0.015	≤ 25.35
5200.0		13.25	0.021	≤ 25.35
5220.0		13.21	0.021	≤ 25.35
5240.0		13.51	0.022	≤ 25.35
5745.0		13.02	0.020	≤ 25.31
5765.0		13.01	0.020	≤ 25.31
5785.0		13.09	0.020	≤ 25.31
5805.0		13.06	0.020	≤ 25.31
5825.0		13.54	0.023	≤ 25.31
5825.0		13.54	0.023	≤ 25.31
Frequency (MHz)	Data Rate	ANT-1		Limit (dBm)
		(dBm)	(W)	
5180.0	MCS 0	12.04	0.016	≤ 25.35
5200.0		13.41	0.022	≤ 25.35
5220.0		13.44	0.022	≤ 25.35
5240.0		13.57	0.023	≤ 25.35
5745.0		12.78	0.019	≤ 25.31
5765.0		12.73	0.019	≤ 25.31
5785.0		12.82	0.019	≤ 25.31
5805.0		12.77	0.019	≤ 25.31
5825.0		13.04	0.020	≤ 25.31
5825.0		13.04	0.020	≤ 25.31
Frequency (MHz)	Data Rate	ANT-2		Limit (dBm)
		(dBm)	(W)	
5180.0	MCS 0	11.97	0.016	≤ 25.35
5200.0		13.18	0.021	≤ 25.35
5220.0		13.12	0.021	≤ 25.35
5240.0		13.28	0.021	≤ 25.35
5745.0		13.54	0.023	≤ 25.31
5765.0		13.51	0.022	≤ 25.31
5785.0		13.58	0.023	≤ 25.31
5805.0		13.55	0.023	≤ 25.31
5825.0		13.60	0.023	≤ 25.31
5825.0		13.60	0.023	≤ 25.31

Note: The relevant measured result has the offset with cable loss already.



Test Mode		Mode 6: IEEE 802.11ax 20 MHz Continuous TX mode		
Frequency (MHz)	Data Rate	ANT-3		Limit (dBm)
		(dBm)	(W)	
5180.0	MCS 0	11.94	0.016	≤ 25.35
5200.0		13.34	0.022	≤ 25.35
5220.0		13.30	0.021	≤ 25.35
5240.0		13.51	0.022	≤ 25.35
5745.0		13.31	0.021	≤ 25.31
5765.0		13.26	0.021	≤ 25.31
5785.0		13.30	0.021	≤ 25.31
5805.0		13.22	0.021	≤ 25.31
5825.0		13.55	0.023	≤ 25.31
5825.0				
Frequency (MHz)	Data Rate	ANT-0+1+2+3		Limit (dBm)
		(dBm)	(W)	
5180.0	MCS 0	17.96	0.063	≤ 25.35
5200.0		19.32	0.085	≤ 25.35
5220.0		19.29	0.085	≤ 25.35
5240.0		19.49	0.089	≤ 25.35
5745.0		19.19	0.083	≤ 25.31
5765.0		19.16	0.082	≤ 25.31
5785.0		19.23	0.084	≤ 25.31
5805.0		19.18	0.083	≤ 25.31
5825.0		19.46	0.088	≤ 25.31

Note: The relevant measured result has the offset with cable loss already.



Test Mode		Mode 7: IEEE 802.11ax 40 MHz Continuous TX mode		
Frequency (MHz)	Data Rate	ANT-0		Limit (dBm)
		(dBm)	(W)	
5190.0	MCS 0	10.36	0.011	≤ 25.35
5230.0		13.24	0.021	≤ 25.35
5755.0		12.94	0.020	≤ 25.31
5795.0		13.26	0.021	≤ 25.31
Frequency (MHz)	Data Rate	ANT-1		Limit (dBm)
		(dBm)	(W)	
5190.0	MCS 0	10.46	0.011	≤ 25.35
5230.0		13.56	0.023	≤ 25.35
5755.0		13.02	0.020	≤ 25.31
5795.0		12.97	0.020	≤ 25.31
Frequency (MHz)	Data Rate	ANT-2		Limit (dBm)
		(dBm)	(W)	
5190.0	MCS 0	10.29	0.011	≤ 25.35
5230.0		13.25	0.021	≤ 25.35
5755.0		13.74	0.024	≤ 25.31
5795.0		13.72	0.024	≤ 25.31
Frequency (MHz)	Data Rate	ANT-3		Limit (dBm)
		(dBm)	(W)	
5190.0	MCS 0	10.41	0.011	≤ 25.35
5230.0		13.44	0.022	≤ 25.35
5755.0		13.44	0.022	≤ 25.31
5795.0		13.57	0.023	≤ 25.31
Frequency (MHz)	Data Rate	ANT-0+1+2+3		Limit (dBm)
		(dBm)	(W)	
5190.0	MCS 0	16.40	0.044	≤ 25.35
5230.0		19.40	0.087	≤ 25.35
5755.0		19.32	0.085	≤ 25.31
5795.0		19.41	0.087	≤ 25.31

Note: The relevant measured result has the offset with cable loss already.



Test Mode		Mode 8: IEEE 802.11ax 80 MHz Continuous TX mode		
Frequency (MHz)	Data Rate	ANT-0		Limit (dBm)
		(dBm)	(W)	
5210.0	MCS 0	9.68	0.009	≤ 25.35
5775.0		13.08	0.020	≤ 25.31
Frequency (MHz)	Data Rate	ANT-1		Limit (dBm)
		(dBm)	(W)	
5210.0	MCS 0	9.76	0.009	≤ 25.35
5775.0		12.97	0.020	≤ 25.31
Frequency (MHz)	Data Rate	ANT-2		Limit (dBm)
		(dBm)	(W)	
5210.0	MCS 0	9.59	0.009	≤ 25.35
5775.0		13.74	0.024	≤ 25.31
Frequency (MHz)	Data Rate	ANT-3		Limit (dBm)
		(dBm)	(W)	
5210.0	MCS 0	9.86	0.010	≤ 25.35
5775.0		13.48	0.022	≤ 25.31
Frequency (MHz)	Data Rate	ANT-0+1+2+3		Limit (dBm)
		(dBm)	(W)	
5210.0	MCS 0	15.74	0.038	≤ 25.35
5775.0		19.35	0.086	≤ 25.31

Note: The relevant measured result has the offset with cable loss already.



26 dB RF Bandwidth Measurement & 99 % Occupied Bandwidth Measurement

Test Mode	Mode 2: IEEE 802.11a Continuous TX mode	
Frequency (MHz)	26 dB Bandwidth (MHz)	99 % Occupied Bandwidth (MHz)
	ANT-0	
5180.0	19.440	16.447
5200.0	19.430	16.463
5240.0	19.390	16.453
Frequency (MHz)	26 dB Bandwidth (MHz)	99 % Occupied Bandwidth (MHz)
	ANT-1	
5180.0	19.620	16.475
5200.0	19.310	16.467
5240.0	19.400	16.425
Frequency (MHz)	26 dB Bandwidth (MHz)	99 % Occupied Bandwidth (MHz)
	ANT-2	
5180.0	19.190	16.447
5200.0	19.280	16.467
5240.0	19.280	16.482
Frequency (MHz)	26 dB Bandwidth (MHz)	99 % Occupied Bandwidth (MHz)
	ANT-3	
5180.0	19.180	16.440
5200.0	19.100	16.446
5240.0	19.170	16.446

Note: The 99 % occupied bandwidth not crossed 5250 MHz.



Test Mode	Mode 3: IEEE 802.11ac 20 MHz Continuous TX mode	
Frequency (MHz)	26 dB Bandwidth (MHz)	99 % Occupied Bandwidth (MHz)
	ANT-0	
5180.0	20.710	17.647
5200.0	21.380	17.683
5240.0	22.050	17.713
Frequency (MHz)	26 dB Bandwidth (MHz)	99 % Occupied Bandwidth (MHz)
	ANT-1	
5180.0	21.120	17.653
5200.0	22.730	17.740
5240.0	22.560	17.720
Frequency (MHz)	26 dB Bandwidth (MHz)	99 % Occupied Bandwidth (MHz)
	ANT-2	
5180.0	21.460	17.651
5200.0	23.890	17.715
5240.0	22.030	17.700
Frequency (MHz)	26 dB Bandwidth (MHz)	99 % Occupied Bandwidth (MHz)
	ANT-3	
5180.0	21.200	17.668
5200.0	23.210	17.727
5240.0	21.950	17.697

Note: The 99 % occupied bandwidth not crossed 5250 MHz.



Test Mode	Mode 4: IEEE 802.11ac 40 MHz Continuous TX mode	
Frequency (MHz)	26 dB Bandwidth (MHz)	99 % Occupied Bandwidth (MHz)
	ANT-0	
5190.0	41.980	36.254
5230.0	42.620	36.375
Frequency (MHz)	26 dB Bandwidth (MHz)	99 % Occupied Bandwidth (MHz)
	ANT-1	
5190.0	40.610	36.285
5230.0	44.930	36.490
Frequency (MHz)	26 dB Bandwidth (MHz)	99 % Occupied Bandwidth (MHz)
	ANT-2	
5190.0	40.920	36.192
5230.0	43.400	36.449
Frequency (MHz)	26 dB Bandwidth (MHz)	99 % Occupied Bandwidth (MHz)
	ANT-3	
5190.0	40.740	36.255
5230.0	47.560	36.436

Test Mode	Mode 5: IEEE 802.11ac 80 MHz Continuous TX mode	
Frequency (MHz)	26 dB Bandwidth (MHz)	99 % Occupied Bandwidth (MHz)
	ANT-0	
5210.0	81.330	75.354
Frequency (MHz)	26 dB Bandwidth (MHz)	99 % Occupied Bandwidth (MHz)
	ANT-1	
5210.0	80.940	75.385
Frequency (MHz)	26 dB Bandwidth (MHz)	99 % Occupied Bandwidth (MHz)
	ANT-2	
5210.0	82.190	75.428
Frequency (MHz)	26 dB Bandwidth (MHz)	99 % Occupied Bandwidth (MHz)
	ANT-3	
5210.0	82.040	75.426

Note: The 99 % occupied bandwidth not crossed 5250 MHz..



Test Mode		
Mode 6: IEEE 802.11ax 20 MHz Continuous TX mode		
Frequency (MHz)	26 dB Bandwidth (MHz)	99 % Occupied Bandwidth (MHz)
	ANT-0	
5180.0	21.230	18.929
5200.0	21.540	18.991
5240.0	22.150	19.000
Frequency (MHz)	26 dB Bandwidth (MHz)	99 % Occupied Bandwidth (MHz)
	ANT-1	
5180.0	21.450	18.977
5200.0	22.420	19.055
5240.0	22.570	19.027
Frequency (MHz)	26 dB Bandwidth (MHz)	99 % Occupied Bandwidth (MHz)
	ANT-2	
5180.0	21.510	18.973
5200.0	21.780	19.010
5240.0	23.640	19.076
Frequency (MHz)	26 dB Bandwidth (MHz)	99 % Occupied Bandwidth (MHz)
	ANT-3	
5180.0	21.100	18.985
5200.0	23.370	19.048
5240.0	21.740	19.034

Note: The 99 % occupied bandwidth not crossed 5250 MHz.



Test Mode	Mode 7: IEEE 802.11ax 40 MHz Continuous TX mode	
Frequency (MHz)	26 dB Bandwidth (MHz)	99 % Occupied Bandwidth (MHz)
	ANT-0	
5190.0	41.040	37.861
5230.0	44.660	38.140
Frequency (MHz)	26 dB Bandwidth (MHz)	99 % Occupied Bandwidth (MHz)
	ANT-1	
5190.0	41.970	37.909
5230.0	42.790	38.063
Frequency (MHz)	26 dB Bandwidth (MHz)	99 % Occupied Bandwidth (MHz)
	ANT-2	
5190.0	41.380	37.807
5230.0	53.870	38.188
Frequency (MHz)	26 dB Bandwidth (MHz)	99 % Occupied Bandwidth (MHz)
	ANT-3	
5190.0	41.980	37.968
5230.0	43.530	38.087

Test Mode	Mode 8: IEEE 802.11ax 80 MHz Continuous TX mode	
Frequency (MHz)	26 dB Bandwidth (MHz)	99 % Occupied Bandwidth (MHz)
	ANT-0	
5210.0	81.790	77.093
Frequency (MHz)	26 dB Bandwidth (MHz)	99 % Occupied Bandwidth (MHz)
	ANT-1	
5210.0	81.710	77.041
Frequency (MHz)	26 dB Bandwidth (MHz)	99 % Occupied Bandwidth (MHz)
	ANT-2	
5210.0	82.150	77.132
Frequency (MHz)	26 dB Bandwidth (MHz)	99 % Occupied Bandwidth (MHz)
	ANT-3	
5210.0	82.210	77.130

Note: The 99 % occupied bandwidth not crossed 5250 MHz.



Beamforming on

Test Mode	Mode 3: IEEE 802.11ac 20 MHz Continuous TX mode	
Frequency (MHz)	26 dB Bandwidth (MHz)	99 % Occupied Bandwidth (MHz)
	ANT-0	
5180.0	20.430	17.618
5200.0	20.320	17.634
5240.0	20.600	17.615
Frequency (MHz)	26 dB Bandwidth (MHz)	99 % Occupied Bandwidth (MHz)
	ANT-1	
5180.0	20.350	17.600
5200.0	20.520	17.646
5240.0	20.470	17.669
Frequency (MHz)	26 dB Bandwidth (MHz)	99 % Occupied Bandwidth (MHz)
	ANT-2	
5180.0	20.550	17.604
5200.0	20.330	17.633
5240.0	20.410	17.651
Frequency (MHz)	26 dB Bandwidth (MHz)	99 % Occupied Bandwidth (MHz)
	ANT-3	
5180.0	20.410	17.636
5200.0	20.550	17.633
5240.0	20.300	17.610

Note: The 99 % occupied bandwidth not crossed 5250 MHz.



Test Mode	Mode 4: IEEE 802.11ac 40 MHz Continuous TX mode	
Frequency (MHz)	26 dB Bandwidth (MHz)	99 % Occupied Bandwidth (MHz)
	ANT-0	
5190.0	40.850	36.256
5230.0	40.990	36.208
Frequency (MHz)	26 dB Bandwidth (MHz)	99 % Occupied Bandwidth (MHz)
	ANT-1	
5190.0	41.060	36.252
5230.0	41.220	36.221
Frequency (MHz)	26 dB Bandwidth (MHz)	99 % Occupied Bandwidth (MHz)
	ANT-2	
5190.0	41.230	36.196
5230.0	40.840	36.182
Frequency (MHz)	26 dB Bandwidth (MHz)	99 % Occupied Bandwidth (MHz)
	ANT-3	
5190.0	40.580	36.236
5230.0	40.630	36.161

Test Mode	Mode 5: IEEE 802.11ac 80 MHz Continuous TX mode	
Frequency (MHz)	26 dB Bandwidth (MHz)	99 % Occupied Bandwidth (MHz)
	ANT-0	
5210.0	81.740	75.425
Frequency (MHz)	26 dB Bandwidth (MHz)	99 % Occupied Bandwidth (MHz)
	ANT-1	
5210.0	81.030	75.377
Frequency (MHz)	26 dB Bandwidth (MHz)	99 % Occupied Bandwidth (MHz)
	ANT-2	
5210.0	81.940	75.314
Frequency (MHz)	26 dB Bandwidth (MHz)	99 % Occupied Bandwidth (MHz)
	ANT-3	
5210.0	82.000	75.319

Note: The 99 % occupied bandwidth not crossed 5250 MHz.



Test Mode		
Mode 6: IEEE 802.11ax 20 MHz Continuous TX mode		
Frequency (MHz)	26 dB Bandwidth (MHz)	99 % Occupied Bandwidth (MHz)
	ANT-0	
5180.0	20.880	18.985
5200.0	21.060	18.958
5240.0	21.230	18.975
Frequency (MHz)	26 dB Bandwidth (MHz)	99 % Occupied Bandwidth (MHz)
	ANT-1	
5180.0	20.930	18.979
5200.0	21.040	19.020
5240.0	20.650	18.930
Frequency (MHz)	26 dB Bandwidth (MHz)	99 % Occupied Bandwidth (MHz)
	ANT-2	
5180.0	21.580	18.989
5200.0	20.890	18.968
5240.0	21.210	19.005
Frequency (MHz)	26 dB Bandwidth (MHz)	99 % Occupied Bandwidth (MHz)
	ANT-3	
5180.0	20.740	18.993
5200.0	21.330	18.975
5240.0	21.240	18.974

Note: The 99 % occupied bandwidth not crossed 5250 MHz.



Test Mode	Mode 7: IEEE 802.11ax 40 MHz Continuous TX mode	
Frequency (MHz)	26 dB Bandwidth (MHz)	99 % Occupied Bandwidth (MHz)
	ANT-0	
5190.0	41.090	37.893
5230.0	41.610	37.903
Frequency (MHz)	26 dB Bandwidth (MHz)	99 % Occupied Bandwidth (MHz)
	ANT-1	
5190.0	41.850	37.921
5230.0	42.130	37.817
Frequency (MHz)	26 dB Bandwidth (MHz)	99 % Occupied Bandwidth (MHz)
	ANT-2	
5190.0	41.570	37.864
5230.0	41.720	37.942
Frequency (MHz)	26 dB Bandwidth (MHz)	99 % Occupied Bandwidth (MHz)
	ANT-3	
5190.0	41.370	37.911
5230.0	41.610	37.823

Test Mode	Mode 8: IEEE 802.11ax 80 MHz Continuous TX mode	
Frequency (MHz)	26 dB Bandwidth (MHz)	99 % Occupied Bandwidth (MHz)
	ANT-0	
5210.0	81.550	77.193
Frequency (MHz)	26 dB Bandwidth (MHz)	99 % Occupied Bandwidth (MHz)
	ANT-1	
5210.0	81.670	77.160
Frequency (MHz)	26 dB Bandwidth (MHz)	99 % Occupied Bandwidth (MHz)
	ANT-2	
5210.0	81.800	77.210
Frequency (MHz)	26 dB Bandwidth (MHz)	99 % Occupied Bandwidth (MHz)
	ANT-3	
5210.0	81.510	77.137

Note: The 99 % occupied bandwidth not crossed 5250 MHz.

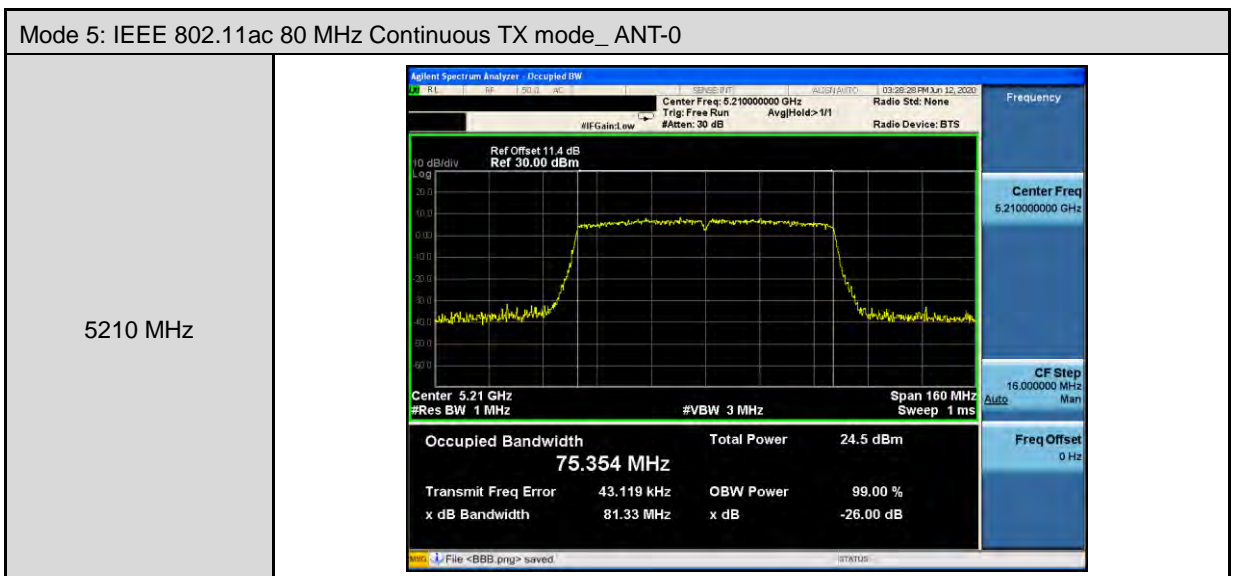
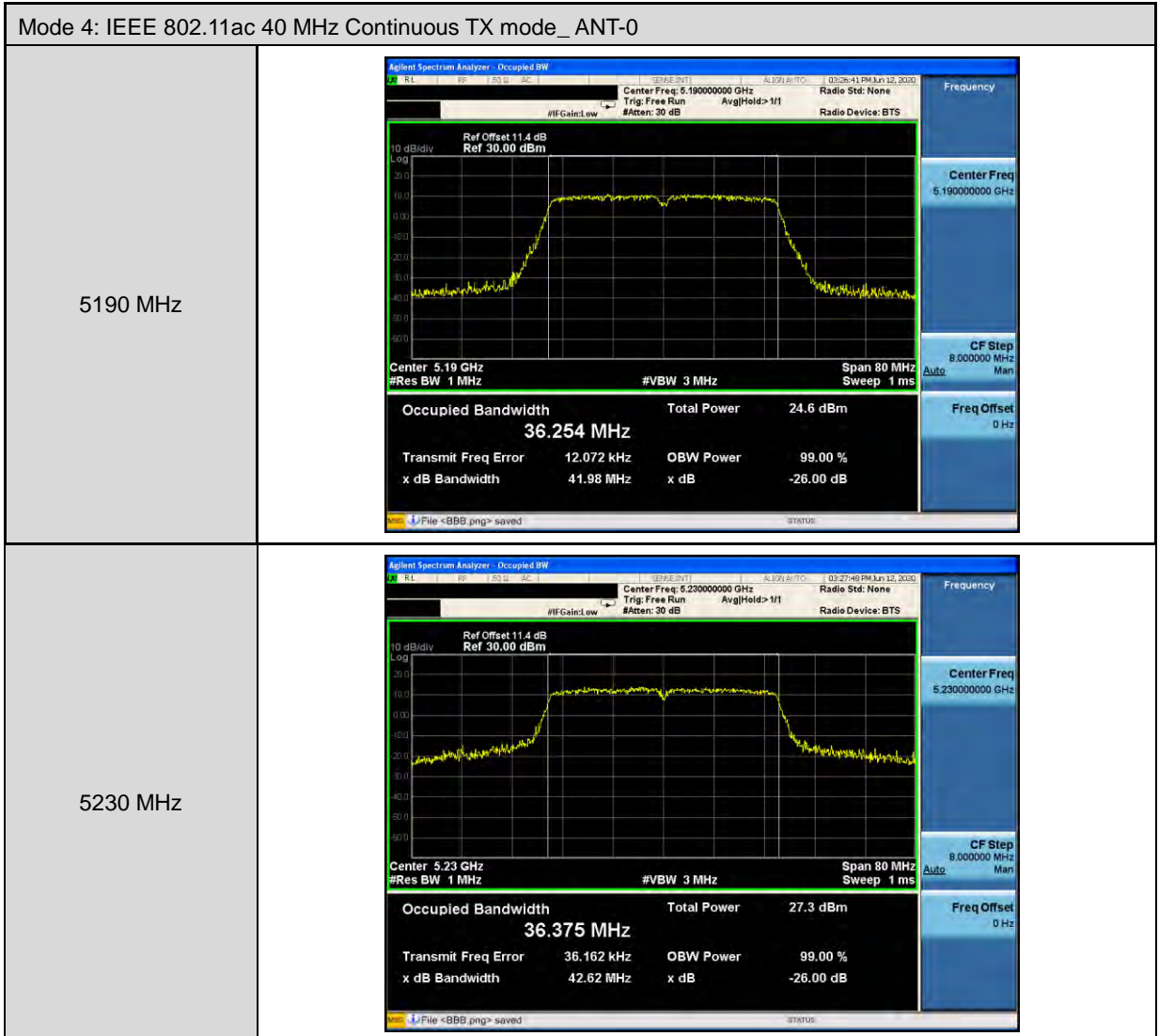


■ Test Graphs

Mode 2: IEEE 802.11a Continuous TX mode_ ANT-0	
5180 MHz	<p>Agilent Spectrum Analyzer - Occupied BW</p> <p>Center Freq: 5.18000000 GHz Trig: Free Run #Atten: 30 dB AvgHold: 1/1 Radio Std: None Radio Device: BTS</p> <p>Ref Offset 11.4 dB Ref 30.00 dBm</p> <p>Center 5.18 GHz #Res BW 300 kHz #VBW 1 MHz Span 40 MHz Sweep 1 ms</p> <p>Occupied Bandwidth 16.447 MHz Total Power 23.7 dBm Transmit Freq Error 5.612 kHz OBW Power 99.00 % x dB Bandwidth 19.44 MHz x dB -26.00 dB</p> <p>Center Freq 5.18000000 GHz CF Step 4.000000 MHz Freq Offset 0 Hz</p>
5200 MHz	<p>Agilent Spectrum Analyzer - Occupied BW</p> <p>Center Freq: 5.20000000 GHz Trig: Free Run #Atten: 30 dB AvgHold: 1/1 Radio Std: None Radio Device: BTS</p> <p>Ref Offset 11.4 dB Ref 30.00 dBm</p> <p>Center 5.2 GHz #Res BW 300 kHz #VBW 1 MHz Span 40 MHz Sweep 1 ms</p> <p>Occupied Bandwidth 16.463 MHz Total Power 23.1 dBm Transmit Freq Error -17.679 kHz OBW Power 99.00 % x dB Bandwidth 19.43 MHz x dB -26.00 dB</p> <p>Center Freq 5.20000000 GHz CF Step 4.000000 MHz Freq Offset 0 Hz</p>
5240 MHz	<p>Agilent Spectrum Analyzer - Occupied BW</p> <p>Center Freq: 5.24000000 GHz Trig: Free Run #Atten: 30 dB AvgHold: 1/1 Radio Std: None Radio Device: BTS</p> <p>Ref Offset 11.4 dB Ref 30.00 dBm</p> <p>Center 5.24 GHz #Res BW 300 kHz #VBW 1 MHz Span 40 MHz Sweep 1 ms</p> <p>Occupied Bandwidth 16.453 MHz Total Power 23.0 dBm Transmit Freq Error 16.392 kHz OBW Power 99.00 % x dB Bandwidth 19.39 MHz x dB -26.00 dB</p> <p>Center Freq 5.24000000 GHz CF Step 4.000000 MHz Freq Offset 0 Hz</p>



Mode 3: IEEE 802.11ac 20 MHz Continuous TX mode_ ANT-0	
5180 MHz	<p>Agilent Spectrum Analyzer - Occupied BW</p> <p>Center Freq: 5.18000000 GHz Trig: Free Run #Atten: 30 dB Avg/Hold: 1/1 Radio Std: None Radio Device: BTS</p> <p>Ref Offset 11.4 dB Ref 30.00 dBm</p> <p>Center 5.18 GHz #Res BW 300 kHz #VBW 1 MHz Span 40 MHz Sweep 1 ms</p> <p>Occupied Bandwidth: 17.647 MHz Total Power: 25.0 dBm Transmit Freq Error: 27.265 kHz x dB Bandwidth: 20.71 MHz OBW Power: 99.00 % x dB: -26.00 dB</p>
5200 MHz	<p>Agilent Spectrum Analyzer - Occupied BW</p> <p>Center Freq: 5.20000000 GHz Trig: Free Run #Atten: 30 dB Avg/Hold: 1/1 Radio Std: None Radio Device: BTS</p> <p>Ref Offset 11.4 dB Ref 30.00 dBm</p> <p>Center 5.2 GHz #Res BW 300 kHz #VBW 1 MHz Span 40 MHz Sweep 1 ms</p> <p>Occupied Bandwidth: 17.683 MHz Total Power: 25.5 dBm Transmit Freq Error: 5.328 kHz x dB Bandwidth: 21.38 MHz OBW Power: 99.00 % x dB: -26.00 dB</p>
5240 MHz	<p>Agilent Spectrum Analyzer - Occupied BW</p> <p>Center Freq: 5.24000000 GHz Trig: Free Run #Atten: 30 dB Avg/Hold: 1/1 Radio Std: None Radio Device: BTS</p> <p>Ref Offset 11.4 dB Ref 30.00 dBm</p> <p>Center 5.24 GHz #Res BW 300 kHz #VBW 1 MHz Span 40 MHz Sweep 1 ms</p> <p>Occupied Bandwidth: 17.713 MHz Total Power: 25.6 dBm Transmit Freq Error: -6.445 kHz x dB Bandwidth: 22.05 MHz OBW Power: 99.00 % x dB: -26.00 dB</p>

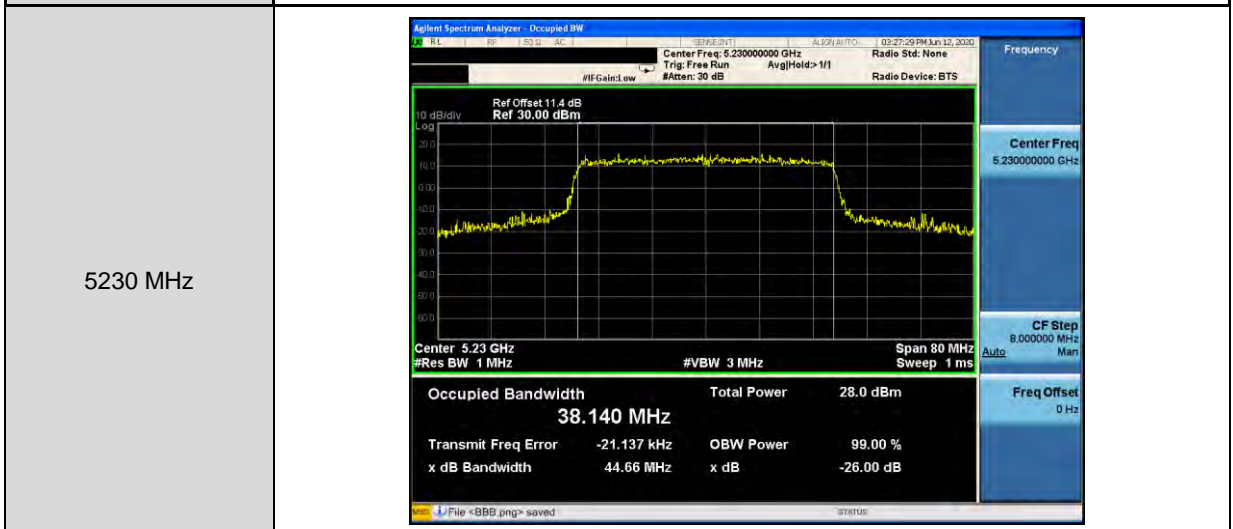
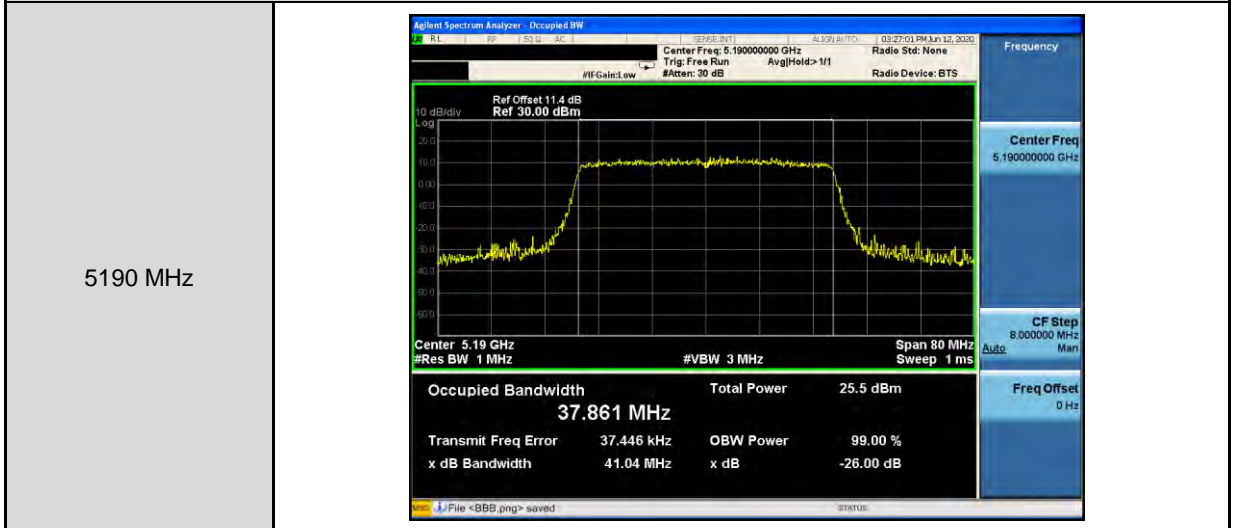




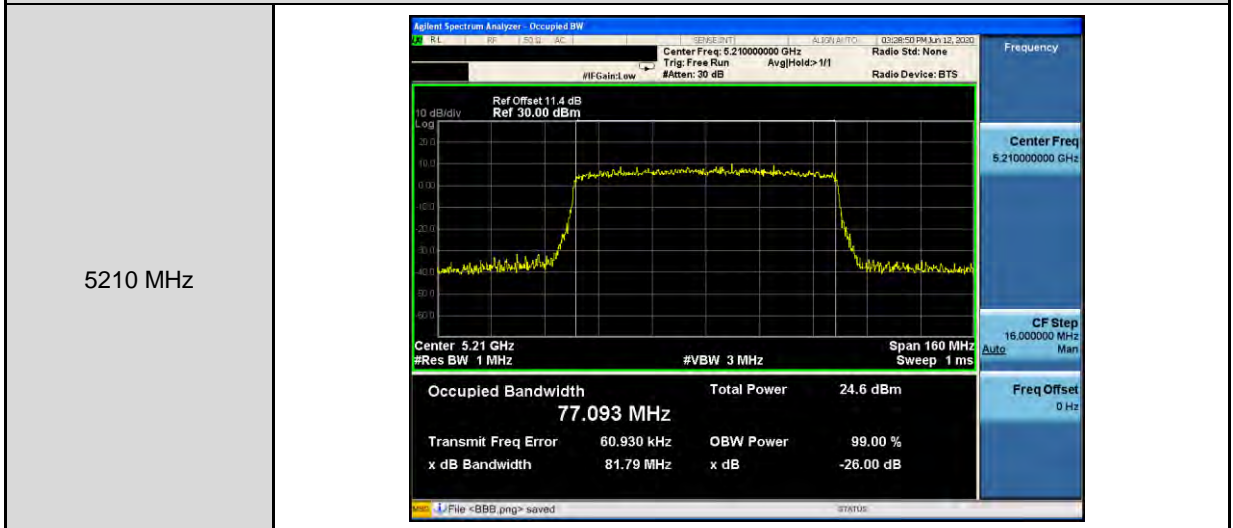
Mode 6: IEEE 802.11ax 20 MHz Continuous TX mode_ANT-0	
5180 MHz	<p>Agilent Spectrum Analyzer - Occupied BW</p> <p>Center Freq: 5.18000000 GHz</p> <p>Ref Offset 11.4 dB Ref 30.00 dBm</p> <p>Center 5.18 GHz #Res BW 300 kHz</p> <p>Span 40 MHz Sweep 1 ms</p> <p>Occupied Bandwidth 18.929 MHz</p> <p>Total Power 25.6 dBm</p> <p>Transmit Freq Error 28.406 kHz</p> <p>OBW Power 99.00 %</p> <p>x dB Bandwidth 21.23 MHz</p> <p>x dB -26.00 dB</p>
5200 MHz	<p>Agilent Spectrum Analyzer - Occupied BW</p> <p>Center Freq: 5.20000000 GHz</p> <p>Ref Offset 11.4 dB Ref 30.00 dBm</p> <p>Center 5.2 GHz #Res BW 300 kHz</p> <p>Span 40 MHz Sweep 1 ms</p> <p>Occupied Bandwidth 18.991 MHz</p> <p>Total Power 26.9 dBm</p> <p>Transmit Freq Error -6.221 kHz</p> <p>OBW Power 99.00 %</p> <p>x dB Bandwidth 21.54 MHz</p> <p>x dB -26.00 dB</p>
5240 MHz	<p>Agilent Spectrum Analyzer - Occupied BW</p> <p>Center Freq: 5.24000000 GHz</p> <p>Ref Offset 11.4 dB Ref 30.00 dBm</p> <p>Center 5.24 GHz #Res BW 300 kHz</p> <p>Span 40 MHz Sweep 1 ms</p> <p>Occupied Bandwidth 19.000 MHz</p> <p>Total Power 26.9 dBm</p> <p>Transmit Freq Error 636 Hz</p> <p>OBW Power 99.00 %</p> <p>x dB Bandwidth 22.15 MHz</p> <p>x dB -26.00 dB</p>



Mode 7: IEEE 802.11ax 40 MHz Continuous TX mode_ ANT-0



Mode 8: IEEE 802.11ax 80 MHz Continuous TX mode_ ANT-0





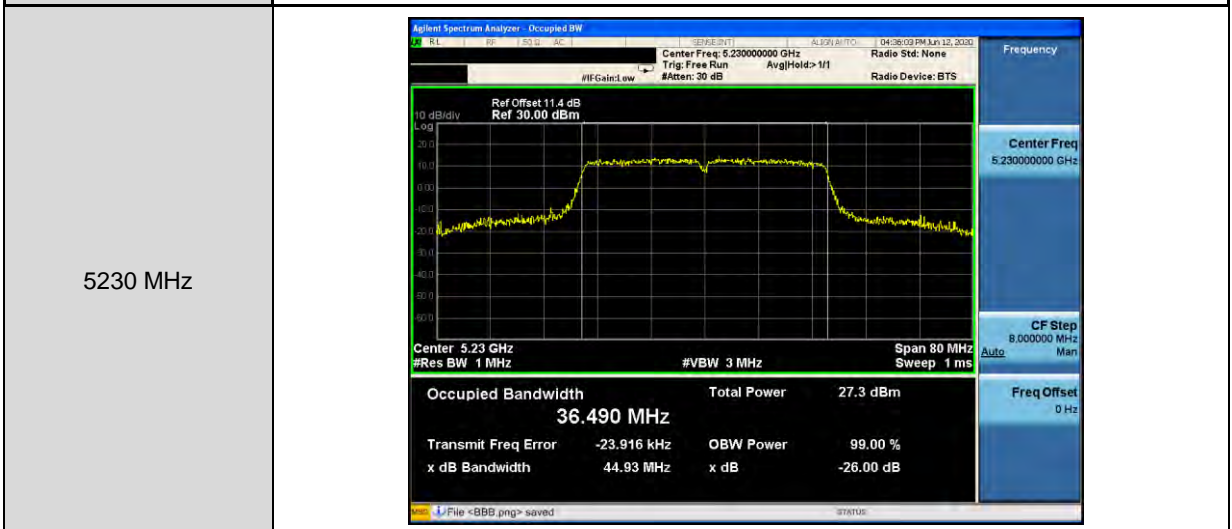
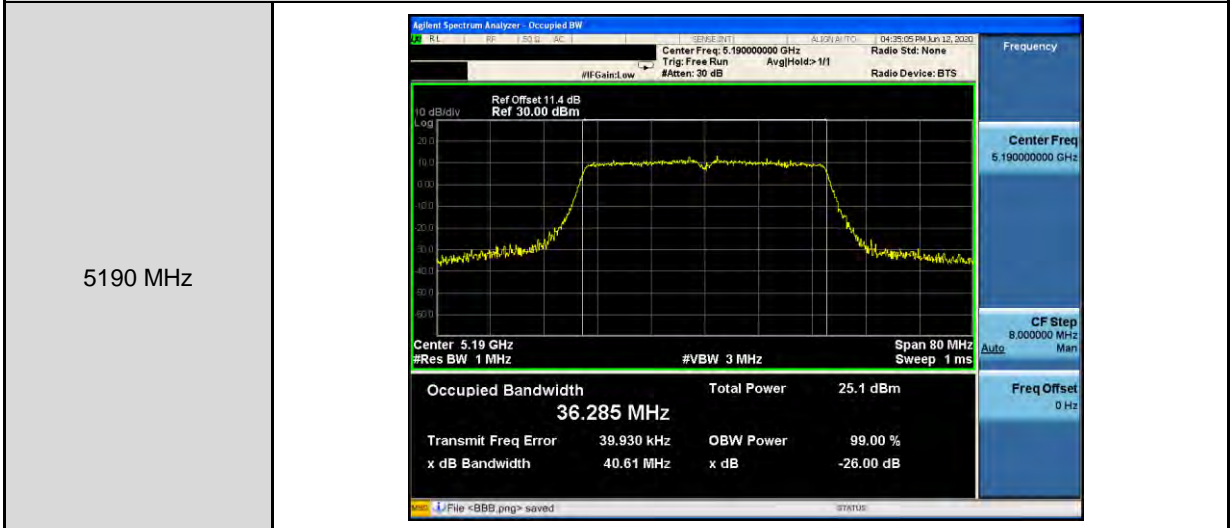
Mode 2: IEEE 802.11a Continuous TX mode_ ANT-1	
5180 MHz	<p>Agilent Spectrum Analyzer - Occupied BW</p> <p>Center Freq: 5.18000000 GHz Trig: Free Run #Atten: 30 dB Avg/Hold: 1/1 Radio Std: None Radio Device: BTS</p> <p>Ref Offset 11.4 dB Ref 30.00 dBm</p> <p>Center 5.18 GHz #Res BW 300 kHz #VBW 1 MHz Span 40 MHz Sweep 1 ms</p> <p>Occupied Bandwidth: 16.475 MHz Total Power: 23.5 dBm Transmit Freq Error: -15.177 kHz OBW Power: 99.00 % x dB Bandwidth: 19.62 MHz x dB: -26.00 dB</p> <p>File <BBB.png> saved</p>
5200 MHz	<p>Agilent Spectrum Analyzer - Occupied BW</p> <p>Center Freq: 5.20000000 GHz Trig: Free Run #Atten: 30 dB Avg/Hold: 1/1 Radio Std: None Radio Device: BTS</p> <p>Ref Offset 11.4 dB Ref 30.00 dBm</p> <p>Center 5.2 GHz #Res BW 300 kHz #VBW 1 MHz Span 40 MHz Sweep 1 ms</p> <p>Occupied Bandwidth: 16.467 MHz Total Power: 23.2 dBm Transmit Freq Error: -17.669 kHz OBW Power: 99.00 % x dB Bandwidth: 19.31 MHz x dB: -26.00 dB</p> <p>File <BBB.png> saved</p>
5240 MHz	<p>Agilent Spectrum Analyzer - Occupied BW</p> <p>Center Freq: 5.24000000 GHz Trig: Free Run #Atten: 30 dB Avg/Hold: 1/1 Radio Std: None Radio Device: BTS</p> <p>Ref Offset 11.4 dB Ref 30.00 dBm</p> <p>Center 5.24 GHz #Res BW 300 kHz #VBW 1 MHz Span 40 MHz Sweep 1 ms</p> <p>Occupied Bandwidth: 16.425 MHz Total Power: 23.1 dBm Transmit Freq Error: 2.237 kHz OBW Power: 99.00 % x dB Bandwidth: 19.40 MHz x dB: -26.00 dB</p> <p>File <BBB.png> saved</p>



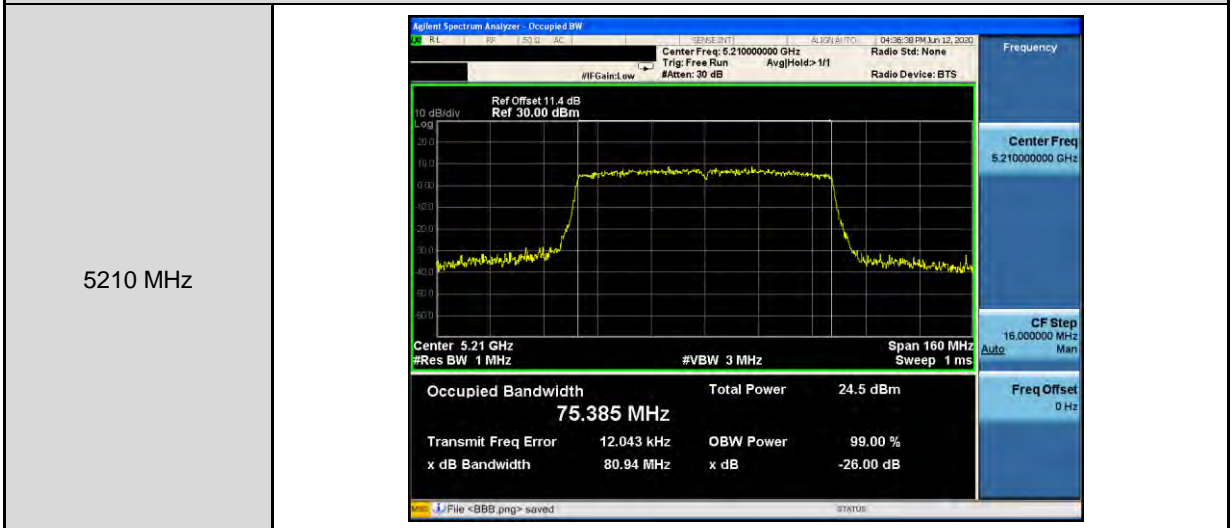
Mode 3: IEEE 802.11ac 20 MHz Continuous TX mode_ANT-1	
5180 MHz	<p>Agilent Spectrum Analyzer - Occupied BW</p> <p>Center Freq: 5.18000000 GHz</p> <p>Ref Offset 11.4 dB Ref 30.00 dBm</p> <p>Center 5.18 GHz #Res BW 300 kHz</p> <p>Occupied Bandwidth 17.653 MHz</p> <p>Total Power 25.0 dBm</p> <p>Transmit Freq Error 4.649 kHz</p> <p>x dB Bandwidth 21.12 MHz</p> <p>OBW Power 99.00 %</p> <p>x dB -26.00 dB</p>
5200 MHz	<p>Agilent Spectrum Analyzer - Occupied BW</p> <p>Center Freq: 5.20000000 GHz</p> <p>Ref Offset 11.4 dB Ref 30.00 dBm</p> <p>Center 5.2 GHz #Res BW 300 kHz</p> <p>Occupied Bandwidth 17.740 MHz</p> <p>Total Power 25.8 dBm</p> <p>Transmit Freq Error -2.030 kHz</p> <p>x dB Bandwidth 22.73 MHz</p> <p>OBW Power 99.00 %</p> <p>x dB -26.00 dB</p>
5240 MHz	<p>Agilent Spectrum Analyzer - Occupied BW</p> <p>Center Freq: 5.24000000 GHz</p> <p>Ref Offset 11.4 dB Ref 30.00 dBm</p> <p>Center 5.24 GHz #Res BW 300 kHz</p> <p>Occupied Bandwidth 17.720 MHz</p> <p>Total Power 25.6 dBm</p> <p>Transmit Freq Error 2.539 kHz</p> <p>x dB Bandwidth 22.56 MHz</p> <p>OBW Power 99.00 %</p> <p>x dB -26.00 dB</p>



Mode 4: IEEE 802.11ac 40 MHz Continuous TX mode_ ANT-1



Mode 5: IEEE 802.11ac 80 MHz Continuous TX mode_ ANT-1

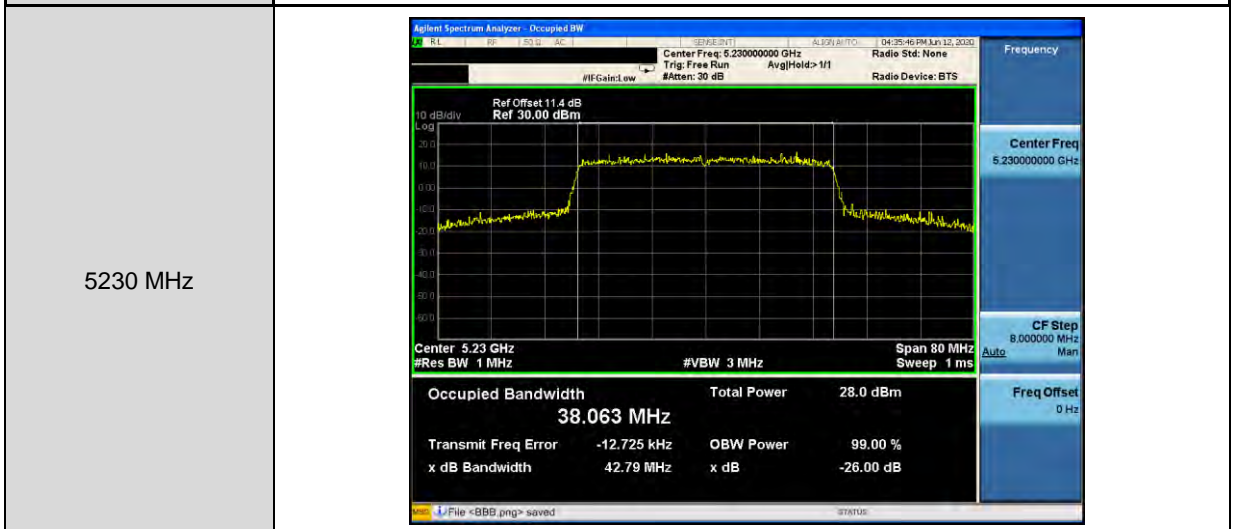
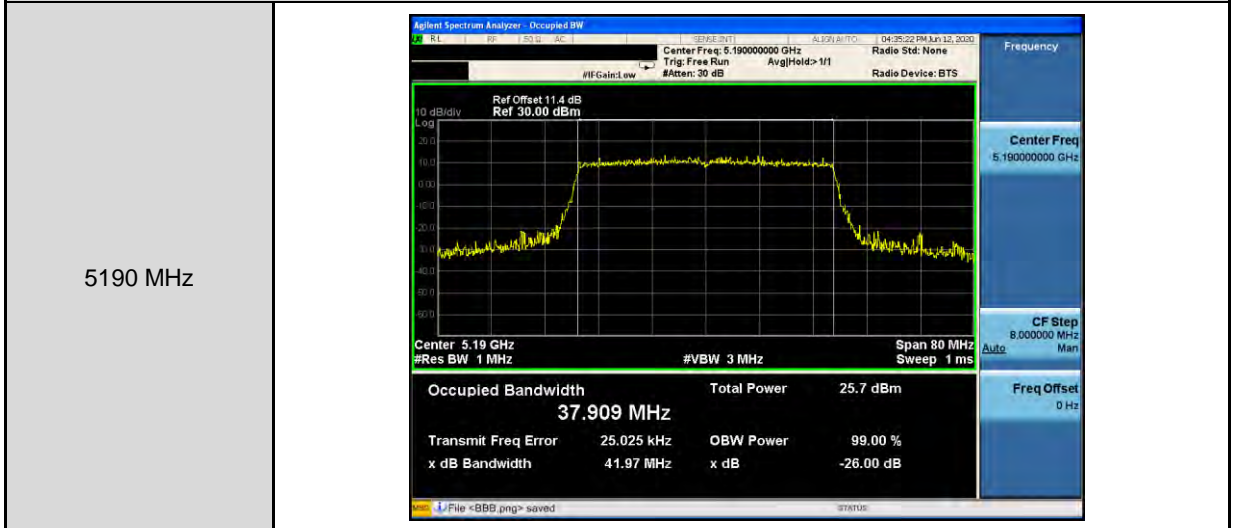




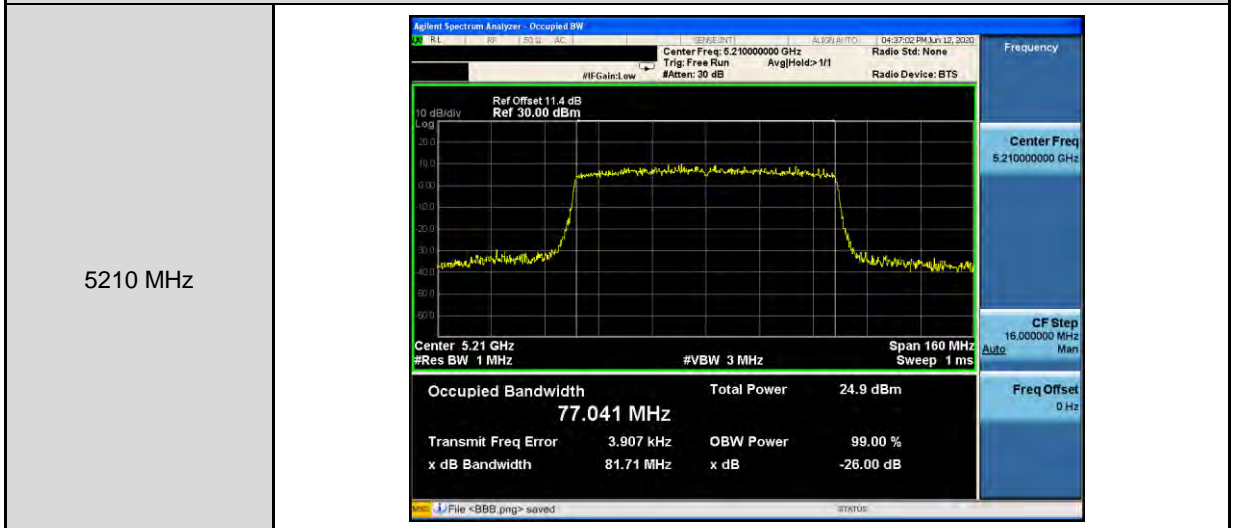
Mode 6: IEEE 802.11ax 20 MHz Continuous TX mode_ANT-1	
5180 MHz	<p>Agilent Spectrum Analyzer - Occupied BW</p> <p>Center Freq: 5.18000000 GHz</p> <p>Ref Offset 11.4 dB Ref 30.00 dBm</p> <p>Center 5.18 GHz #Res BW 300 kHz</p> <p>Span 40 MHz Sweep 1 ms</p> <p>Occupied Bandwidth: 18.977 MHz</p> <p>Total Power: 25.6 dBm</p> <p>Transmit Freq Error: 24.953 kHz</p> <p>x dB Bandwidth: 21.45 MHz</p> <p>OBW Power: 99.00 %</p> <p>x dB: -26.00 dB</p>
5200 MHz	<p>Agilent Spectrum Analyzer - Occupied BW</p> <p>Center Freq: 5.20000000 GHz</p> <p>Ref Offset 11.4 dB Ref 30.00 dBm</p> <p>Center 5.2 GHz #Res BW 300 kHz</p> <p>Span 40 MHz Sweep 1 ms</p> <p>Occupied Bandwidth: 19.055 MHz</p> <p>Total Power: 26.6 dBm</p> <p>Transmit Freq Error: 14.001 kHz</p> <p>x dB Bandwidth: 22.42 MHz</p> <p>OBW Power: 99.00 %</p> <p>x dB: -26.00 dB</p>
5240 MHz	<p>Agilent Spectrum Analyzer - Occupied BW</p> <p>Center Freq: 5.24000000 GHz</p> <p>Ref Offset 11.4 dB Ref 30.00 dBm</p> <p>Center 5.24 GHz #Res BW 300 kHz</p> <p>Span 40 MHz Sweep 1 ms</p> <p>Occupied Bandwidth: 19.027 MHz</p> <p>Total Power: 26.8 dBm</p> <p>Transmit Freq Error: -9.027 kHz</p> <p>x dB Bandwidth: 22.57 MHz</p> <p>OBW Power: 99.00 %</p> <p>x dB: -26.00 dB</p>



Mode 7: IEEE 802.11ax 40 MHz Continuous TX mode_ ANT-1



Mode 8: IEEE 802.11ax 80 MHz Continuous TX mode_ ANT-1





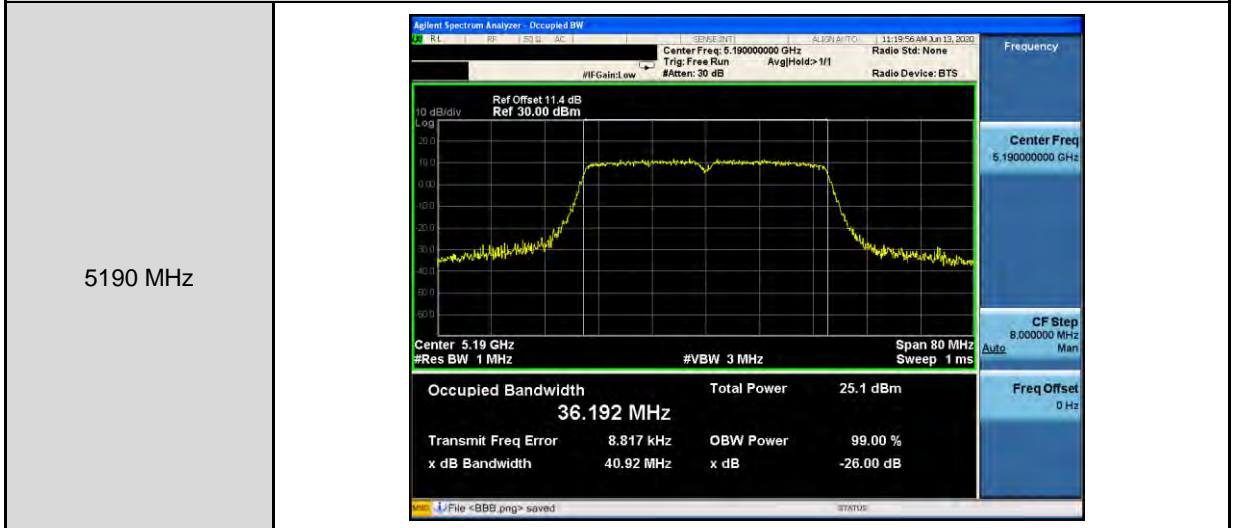
Mode 2: IEEE 802.11a Continuous TX mode_ ANT-2	
5180 MHz	<p>Agilent Spectrum Analyzer - Occupied BW</p> <p>Center Freq: 5.18000000 GHz</p> <p>Ref Offset 11.4 dB Ref 30.00 dBm</p> <p>Center 5.18 GHz #Res BW 300 kHz</p> <p>Occupied Bandwidth 16.447 MHz</p> <p>Total Power 24.0 dBm</p> <p>Transmit Freq Error 4.902 kHz</p> <p>x dB Bandwidth 19.19 MHz</p> <p>OBW Power 99.00 %</p> <p>x dB -26.00 dB</p>
5200 MHz	<p>Agilent Spectrum Analyzer - Occupied BW</p> <p>Center Freq: 5.20000000 GHz</p> <p>Ref Offset 11.4 dB Ref 30.00 dBm</p> <p>Center 5.2 GHz #Res BW 300 kHz</p> <p>Occupied Bandwidth 16.467 MHz</p> <p>Total Power 23.4 dBm</p> <p>Transmit Freq Error -1.465 kHz</p> <p>x dB Bandwidth 19.28 MHz</p> <p>OBW Power 99.00 %</p> <p>x dB -26.00 dB</p>
5240 MHz	<p>Agilent Spectrum Analyzer - Occupied BW</p> <p>Center Freq: 5.24000000 GHz</p> <p>Ref Offset 11.4 dB Ref 30.00 dBm</p> <p>Center 5.24 GHz #Res BW 300 kHz</p> <p>Occupied Bandwidth 16.482 MHz</p> <p>Total Power 23.3 dBm</p> <p>Transmit Freq Error -2.889 kHz</p> <p>x dB Bandwidth 19.28 MHz</p> <p>OBW Power 99.00 %</p> <p>x dB -26.00 dB</p>



Mode 3: IEEE 802.11ac 20 MHz Continuous TX mode_ANT-2	
5180 MHz	<p>Agilent Spectrum Analyzer - Occupied BW</p> <p>Center Freq: 5.18000000 GHz Trig: Free Run #Atten: 30 dB Avg/Hold: 1/1 Radio Std: None Radio Device: BTS</p> <p>Ref Offset 11.4 dB Ref 30.00 dBm</p> <p>Center 5.18 GHz #Res BW 300 kHz #VBW 1 MHz Span 40 MHz Sweep 1 ms</p> <p>Occupied Bandwidth: 17.651 MHz Total Power: 25.6 dBm Transmit Freq Error: 6.227 kHz OBW Power: 99.00 % x dB Bandwidth: 21.46 MHz x dB: -26.00 dB</p>
5200 MHz	<p>Agilent Spectrum Analyzer - Occupied BW</p> <p>Center Freq: 5.20000000 GHz Trig: Free Run #Atten: 30 dB Avg/Hold: 1/1 Radio Std: None Radio Device: BTS</p> <p>Ref Offset 11.4 dB Ref 30.00 dBm</p> <p>Center 5.2 GHz #Res BW 300 kHz #VBW 1 MHz Span 40 MHz Sweep 1 ms</p> <p>Occupied Bandwidth: 17.715 MHz Total Power: 25.7 dBm Transmit Freq Error: 16.962 kHz OBW Power: 99.00 % x dB Bandwidth: 23.89 MHz x dB: -26.00 dB</p>
5240 MHz	<p>Agilent Spectrum Analyzer - Occupied BW</p> <p>Center Freq: 5.24000000 GHz Trig: Free Run #Atten: 30 dB Avg/Hold: 1/1 Radio Std: None Radio Device: BTS</p> <p>Ref Offset 11.4 dB Ref 30.00 dBm</p> <p>Center 5.24 GHz #Res BW 300 kHz #VBW 1 MHz Span 40 MHz Sweep 1 ms</p> <p>Occupied Bandwidth: 17.700 MHz Total Power: 25.5 dBm Transmit Freq Error: 719 Hz OBW Power: 99.00 % x dB Bandwidth: 22.03 MHz x dB: -26.00 dB</p>



Mode 4: IEEE 802.11ac 40 MHz Continuous TX mode_ ANT-2



Mode 5: IEEE 802.11ac 80 MHz Continuous TX mode_ ANT-2

