

802.11a

CH 116 (Horizontal) Peak

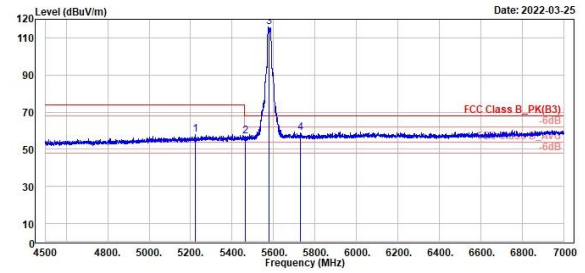
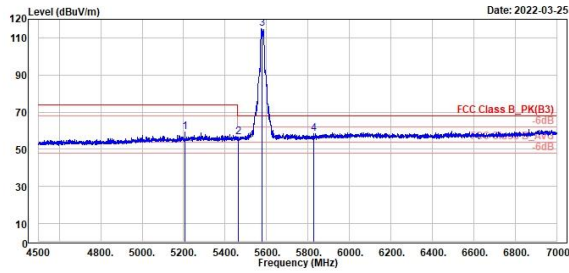
CH 116 (Vertical) Peak



TÜV Rheinland Taiwan Ltd.  
No. 458-18, Sec 2, Fenliao, Linkou Dist., New Taipei City 244, Taiwan(R.O.C.)  
Tel: +886-2172-1000 Fax: +886-2172-1322



TÜV Rheinland Taiwan Ltd.  
No. 458-18, Sec 2, Fenliao, Linkou Dist., New Taipei City 244, Taiwan(R.O.C.)  
Tel: +886-2172-1000 Fax: +886-2172-1322



Peak	Freq	Level	Read	Limit	Over	APos	TPos	Remark	Pol/Phase	Note
	MHz	dBuV/m	dBuV	dB/m	dBuV/m	dB	cm	deg		
1	5386.58	59.23	16.19	43.04	74.00	-14.77	112	154 Peak	Horizontal	
2	5462.00	56.45	13.19	43.26	68.20	-11.75	112	154 Peak	Horizontal	
3 *	5588.00	115.20	71.80	43.40	68.20	47.00	112	154 Peak	Horizontal	
4	5827.00	58.48	14.56	43.92	68.20	-9.72	112	154 Peak	Horizontal	

Peak	Freq	Level	Read	Limit	Over	APos	TPos	Remark	Pol/Phase	Note
	MHz	dBuV/m	dBuV	dB/m	dBuV/m	dB	cm	deg		
1	5223.50	57.85	14.84	43.01	74.00	-16.15	109	62 Peak	Vertical	
2	5463.00	56.86	13.60	43.26	68.20	-11.34	109	62 Peak	Vertical	
3 *	5588.00	115.86	72.46	43.40	68.20	47.66	109	62 Peak	Vertical	
4	5730.00	58.78	15.09	43.69	68.20	-9.42	109	62 Peak	Vertical	

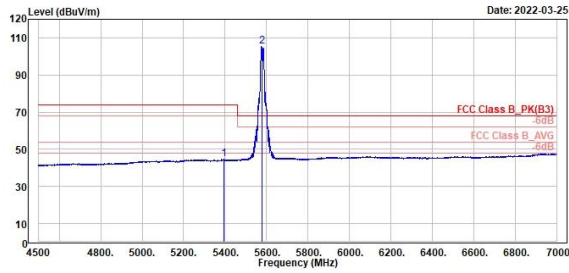
802.11a

CH 116 (Horizontal) Average

CH 116 (Vertical) Average



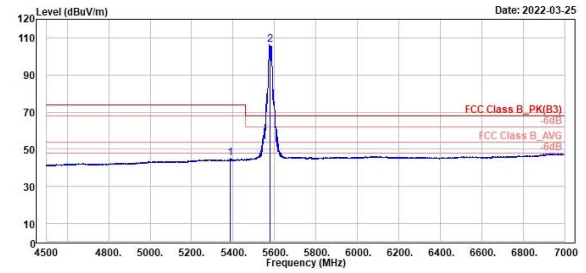
TUV Rheinland Taiwan Ltd.  
No. 458-18, Sec 2, Fenliao, Linkou Dist., New Taipei City 244, Taiwan(R.O.C.)  
Tel: +886-2172-1000 Fax: +886-2172-1322



Freq	Level	Read Level	Factor	Limit Line	Over Limit	APos	TPos	Remark	Pol/Phase	Note
MHz	dBuV/m	dBuV	dB/m	dBuV/m	dB	cm	deg			
1	5392.58	44.53	1.36	43.17	54.00	-9.47	112	154 Average	Horizontal	
2 *	5598.00	105.49	62.09	43.40	54.00	51.49	112	154 Average	Horizontal	



TUV Rheinland Taiwan Ltd.  
No. 458-18, Sec 2, Fenliao, Linkou Dist., New Taipei City 244, Taiwan(R.O.C.)  
Tel: +886-2172-1000 Fax: +886-2172-1322



Freq	Level	Read Level	Factor	Limit Line	Over Limit	APos	TPos	Remark	Pol/Phase	Note
MHz	dBuV/m	dBuV	dB/m	dBuV/m	dB	cm	deg			
1	5387.00	44.95	1.80	43.15	54.00	-9.05	109	62 Average	Vertical	
2 *	5598.00	106.16	62.76	43.40	54.00	52.16	109	62 Average	Vertical	

802.11a

CH 140 (Horizontal) Peak

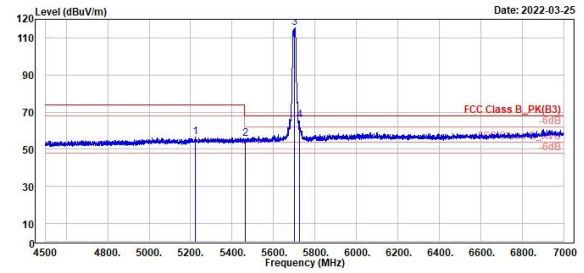
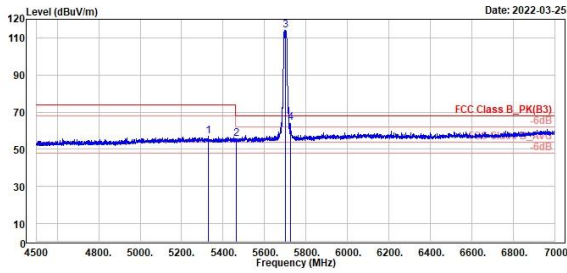
CH 140 (Vertical) Peak



TUV Rheinland Taiwan Ltd.  
No. 458-18, Sec 2, Fenliao, Linkou Dist., New Taipei City 244, Taiwan(R.O.C.)  
Tel: +886-2172-1000 Fax: +886-2172-1322



TUV Rheinland Taiwan Ltd.  
No. 458-18, Sec 2, Fenliao, Linkou Dist., New Taipei City 244, Taiwan(R.O.C.)  
Tel: +886-2172-1000 Fax: +886-2172-1322



	Read	Limit	Over	APos	TPos	Remark	Pol/Phase	Note	
1	5329.58	56.97	13.92	42.95	74.00	-17.13	106	156 Peak	Horizontal
2	5463.50	55.78	12.52	43.26	68.20	-12.42	106	156 Peak	Horizontal
3 *	5700.00	114.19	70.53	43.66	68.20	45.99	106	156 Peak	Horizontal
4 !	5725.50	64.35	20.66	43.69	68.20	-3.85	106	156 Peak	Horizontal

	Read	Limit	Over	APos	TPos	Remark	Pol/Phase	Note	
1	5221.00	56.38	13.36	43.02	74.00	-17.62	108	64 Peak	Vertical
2	5462.00	55.00	12.54	43.26	68.20	-12.40	108	64 Peak <td>Vertical </td>	Vertical
3 *	5700.00	115.56	71.90	43.66	68.20	47.36	108	64 Peak <td>Vertical </td>	Vertical
4 !	5725.50	65.68	21.99	43.69	68.20	-2.52	108	64 Peak <td>Vertical </td>	Vertical

802.11a

CH 140 (Horizontal) Average

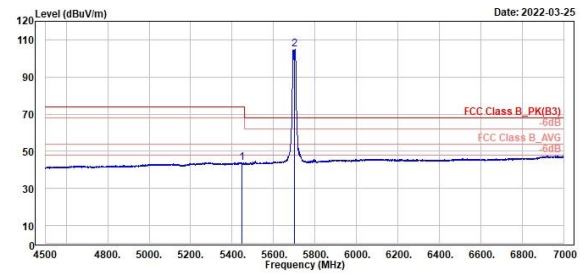
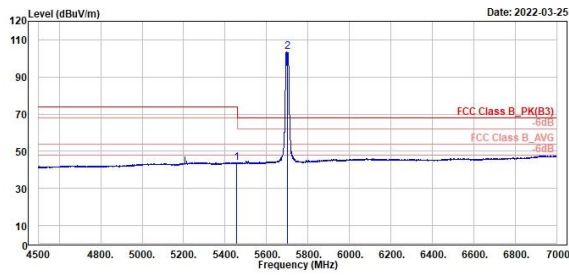
CH 140 (Vertical) Average



TUV Rheinland Taiwan Ltd.  
No. 458-18, Sec 2, Fenliao, Linkou Dist., New Taipei City 244, Taiwan(R.O.C.)  
Tel: +886-2172-1000 Fax: +886-2172-1322



TUV Rheinland Taiwan Ltd.  
No. 458-18, Sec 2, Fenliao, Linkou Dist., New Taipei City 244, Taiwan(R.O.C.)  
Tel: +886-2172-1000 Fax: +886-2172-1322



Freq	Level	Read Level	Factor	Limit Line	Over Limit	APos	TPos	Remark	Pol/Phase	Note
MHz	dBuV/m	dBuV	dB/m	dBuV/m	dB	cm	deg			
1	5455.00	43.87	0.61	43.26	54.00	-10.13	106	156 Average	Horizontal	
2 *	5700.00	103.45	59.79	43.66	54.00	49.45	106	156 Average	Horizontal	

Freq	Level	Read Level	Factor	Limit Line	Over Limit	APos	TPos	Remark	Pol/Phase	Note
MHz	dBuV/m	dBuV	dB/m	dBuV/m	dB	cm	deg			
1	5449.00	43.80	0.55	43.25	54.00	-10.20	108	64 Average	Vertical	
2 *	5700.00	105.01	61.35	43.66	54.00	51.01	108	64 Average	Vertical	

802.11ax HE20

CH 100 (Horizontal) Peak

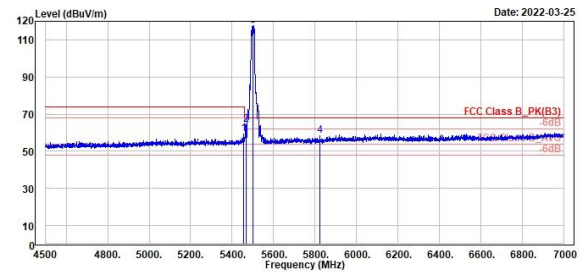
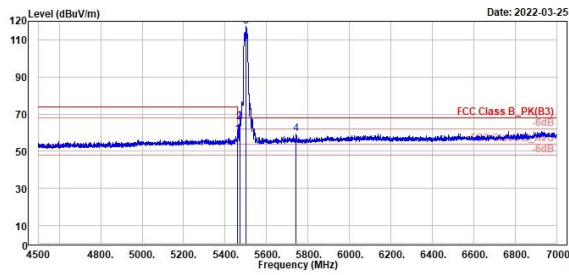
CH 100 (Vertical) Peak



TÜV Rheinland Taiwan Ltd.  
No. 458-18, Sec 2, Fenliao, Linkou Dist., New Taipei City 244, Taiwan(R.O.C.)  
Tel: +886-2172-1000 Fax: +886-2172-1322



TÜV Rheinland Taiwan Ltd.  
No. 458-18, Sec 2, Fenliao, Linkou Dist., New Taipei City 244, Taiwan(R.O.C.)  
Tel: +886-2172-1000 Fax: +886-2172-1322



	Freq	Level	Read	Limit	Over	APos	TPos	Remark	Pol/Phase	Note
	MHz	dBuV/m	dBuV	dB/m	dBuV/m	dB	cm	deg		
1	5459.58	59.00	15.74	43.26	74.00	-15.00	299	159 Peak	Horizontal	
2	5470.00	65.54	22.27	43.27	68.20	-2.66	299	159 Peak	Horizontal	
3	5508.00	117.05	73.76	43.29	68.20	48.85	299	159 Peak	Horizontal	
4	5743.58	59.24	15.54	43.70	68.20	-8.96	299	159 Peak	Horizontal	

	Freq	Level	Read	Limit	Over	APos	TPos	Remark	Pol/Phase	Note
	MHz	dBuV/m	dBuV	dB/m	dBuV/m	dB	cm	deg		
1	5456.00	59.21	15.95	43.26	74.00	-14.79	121	316 Peak	Vertical	
2	5469.50	64.29	21.02	43.27	68.20	-3.91	121	316 Peak	Vertical	
3	5508.00	117.52	74.23	43.29	68.20	49.32	121	316 Peak	Vertical	
4	5823.00	58.45	14.53	43.92	68.20	-9.75	121	316 Peak	Vertical	

802.11ax HE20

CH 100 (Horizontal) Average

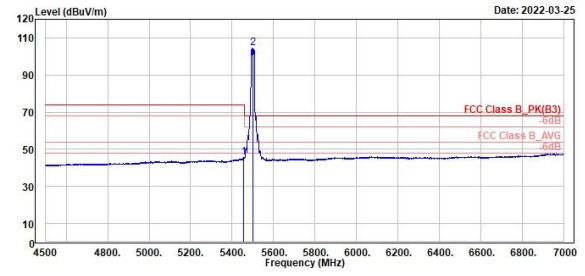
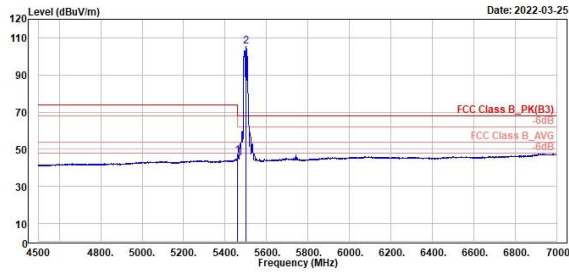
CH 100 (Vertical) Average



TUV Rheinland Taiwan Ltd.  
No. 458-18, Sec 2, Fenliao, Linkou Dist., New Taipei City 244, Taiwan(R.O.C.)  
Tel: +886-2172-1000 Fax: +886-2172-1322



TUV Rheinland Taiwan Ltd.  
No. 458-18, Sec 2, Fenliao, Linkou Dist., New Taipei City 244, Taiwan(R.O.C.)  
Tel: +886-2172-1000 Fax: +886-2172-1322



Read	Level	Factor	Limit	Over	APos	TPos	Remark	Pol/Phase	Note	
MHz	dBuV/m	dBuV	dB/m	dBuV/m	dB	cm	deg			
1	5460.00	46.60	3.34	43.26	54.00	-7.40	299	159	Average	Horizontal
2 *	5500.00	105.23	61.94	43.29	54.00	51.23	299	159	Average	Horizontal

Read	Level	Factor	Limit	Over	APos	TPos	Remark	Pol/Phase	Note	
MHz	dBuV/m	dBuV	dB/m	dBuV/m	dB	cm	deg			
1	5456.00	45.75	2.49	43.26	54.00	-8.25	121	316	Average	Vertical
2 *	5500.00	104.70	61.41	43.29	54.00	50.70	121	316	Average	Vertical

802.11ax HE20

CH 116 (Horizontal) Peak

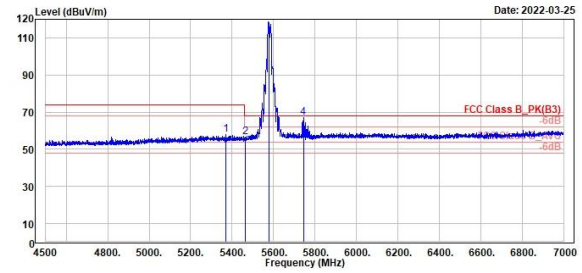
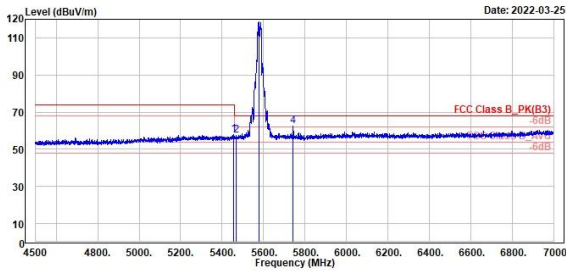
CH 116 (Vertical) Peak



TUV Rheinland Taiwan Ltd.  
No. 458-18, Sec 2, Fenliao, Linkou Dist., New Taipei City 244, Taiwan(R.O.C.)  
Tel: +886-2172-1000 Fax: +886-2172-1322



TUV Rheinland Taiwan Ltd.  
No. 458-18, Sec 2, Fenliao, Linkou Dist., New Taipei City 244, Taiwan(R.O.C.)  
Tel: +886-2172-1000 Fax: +886-2172-1322



Peak	Freq	Level	Read	Limit	Over	APos	TPos	Remark	Pol/Phase	Note
	MHz	dBuV/m	dBuV	dB/m	dBuV/m	dB	cm	deg		
1	5457.58	57.96	14.79	43.26	74.00	-16.04	100	151	Peak	Horizontal
2	5467.58	57.66	14.39	43.27	68.20	-10.54	100	151	Peak	Horizontal
3 *	5588.00	118.45	75.05	43.40	68.20	50.25	100	151	Peak	Horizontal
4 !	5743.00	62.39	18.69	43.70	68.20	-5.81	100	151	Peak	Horizontal

Peak	Freq	Level	Read	Limit	Over	APos	TPos	Remark	Pol/Phase	Note
	MHz	dBuV/m	dBuV	dB/m	dBuV/m	dB	cm	deg		
1	5378.00	57.85	14.79	43.06	74.00	-16.15	100	121	Peak	Vertical
2	5485.00	56.36	13.09	43.27	68.20	-11.84	100	121	Peak	Vertical
3 *	5588.00	118.84	75.44	43.40	68.20	50.64	100	121	Peak	Vertical
4 !	5744.00	66.98	23.20	43.70	68.20	-1.30	100	121	Peak	Vertical

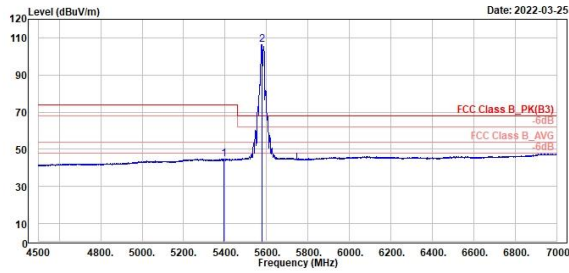
802.11ax HE20

CH 116 (Horizontal) Average

CH 116 (Vertical) Average



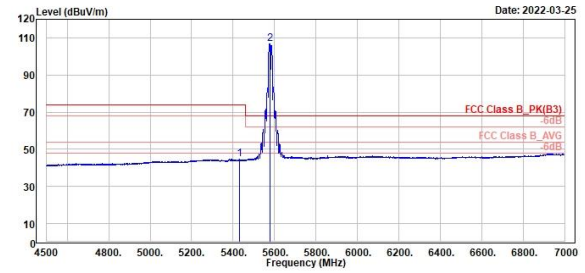
TUV Rheinland Taiwan Ltd.  
No. 458-18, Sec 2, Fenliao, Linkou Dist., New Taipei City 244, Taiwan(R.O.C.)  
Tel: +886-2172-1000 Fax: +886-2172-1322



Freq	Level	Read Level	Factor	Limit Line	Over Limit	APos	TPos	Remark	Pol/Phase	Note
MHz	dBuV/m	dBuV	dB/m	dBuV/m	dB	cm	deg			
1	5394.58	44.88	1.69	43.19	54.00	-9.12	100	151 Average	Horizontal	
2 *	5598.00	105.48	63.08	43.40	54.00	52.48	100	151 Average	Horizontal	



TUV Rheinland Taiwan Ltd.  
No. 458-18, Sec 2, Fenliao, Linkou Dist., New Taipei City 244, Taiwan(R.O.C.)  
Tel: +886-2172-1000 Fax: +886-2172-1322



Freq	Level	Read Level	Factor	Limit Line	Over Limit	APos	TPos	Remark	Pol/Phase	Note
MHz	dBuV/m	dBuV	dB/m	dBuV/m	dB	cm	deg			
1	5431.58	44.56	1.32	43.24	54.00	-9.44	100	121 Average	Vertical	
2 *	5598.00	106.94	63.54	43.40	54.00	52.94	100	121 Average	Vertical	



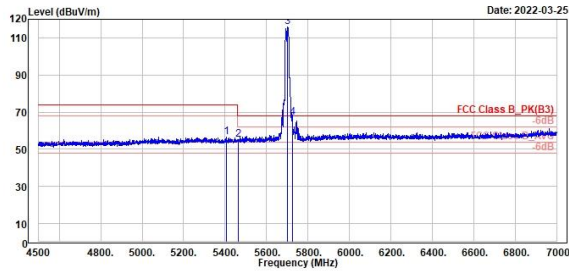
802.11ax HE20

CH 140 (Horizontal) Peak

CH 140 (Vertical) Peak



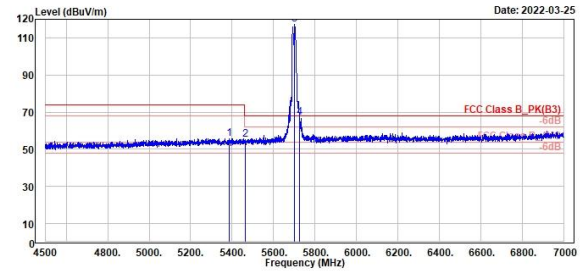
TÜV Rheinland Taiwan Ltd.  
No. 458-18, Sec 2, Fenliao, Linkou Dist., New Taipei City 244, Taiwan(R.O.C.)  
Tel: +886-2172-1000 Fax: +886-2172-1322



	Freq	Level	Read	Limit	Over	APos	TPos	Remark	Pol/Phase	Note
	MHz	dBuV/m	dBuV	dB/m	dBuV/m	dB	cm	deg		
1	5487.50	56.78	13.56	43.22	74.00	-17.22	309	148 Peak	Horizontal	
2	5465.50	55.15	11.88	43.27	65.20	-13.05	309	148 Peak	Horizontal	
3 *	5700.00	116.00	72.34	43.66	68.20	47.80	309	148 Peak	Horizontal	
4 !	5725.00	67.06	23.37	43.69	68.20	-1.14	309	148 Peak	Horizontal	



TÜV Rheinland Taiwan Ltd.  
No. 458-18, Sec 2, Fenliao, Linkou Dist., New Taipei City 244, Taiwan(R.O.C.)  
Tel: +886-2172-1000 Fax: +886-2172-1322



	Freq	Level	Read	Limit	Over	APos	TPos	Remark	Pol/Phase	Note
	MHz	dBuV/m	dBuV	dB/m	dBuV/m	dB	cm	deg		
1	5387.50	55.86	12.71	43.15	74.00	-18.14	108	125 Peak	Vertical	
2	5465.00	55.32	12.05	43.27	68.20	-12.88	108	125 Peak	Vertical	
3 *	5700.00	117.09	73.43	43.66	68.20	48.89	108	125 Peak	Vertical	
4 !	5725.50	67.05	23.36	43.69	68.20	-1.15	108	125 Peak	Vertical	

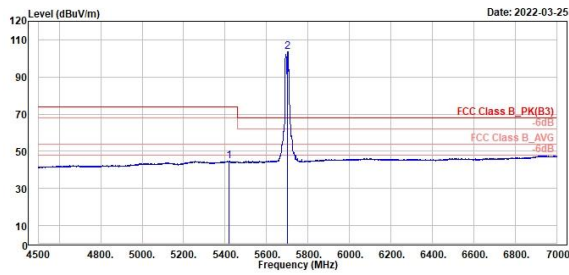
802.11ax HE20

CH 140 (Horizontal) Average

CH 140 (Vertical) Average



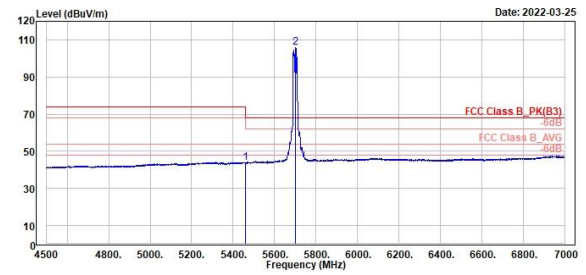
TUV Rheinland Taiwan Ltd.  
No. 458-18, Sec 2, Fenliao, Linkou Dist., New Taipei City 244, Taiwan(R.O.C.)  
Tel: +886-2172-1000 Fax: +886-2172-1322



Read	Level	Factor	Limit	Over	APos	TPos	Remark	Pol/Phase	Note
MHz	dBuV/m	dBuV	dB/m	dBuV/m	dB	cm	deg		
1	5418.00	44.62	1.39	43.23	54.00	-9.38	309	148	Average Horizontal
2 *	5700.00	103.42	59.76	43.66	54.00	49.42	309	148	Average Horizontal



TUV Rheinland Taiwan Ltd.  
No. 458-18, Sec 2, Fenliao, Linkou Dist., New Taipei City 244, Taiwan(R.O.C.)  
Tel: +886-2172-1000 Fax: +886-2172-1322



Read	Level	Factor	Limit	Over	APos	TPos	Remark	Pol/Phase	Note
MHz	dBuV/m	dBuV	dB/m	dBuV/m	dB	cm	deg		
1	5458.00	44.01	0.75	43.26	54.00	-9.99	108	125	Average Vertical
2 *	5700.00	105.09	62.23	43.66	54.00	51.09	108	125	Average Vertical

802.11ax HE40

CH 102 (Horizontal) Peak

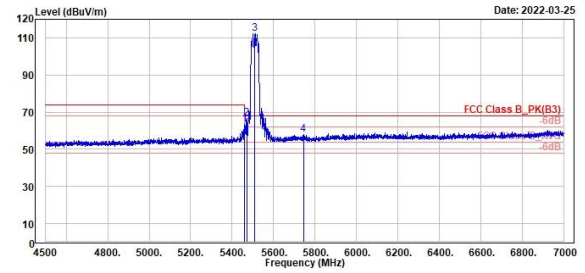
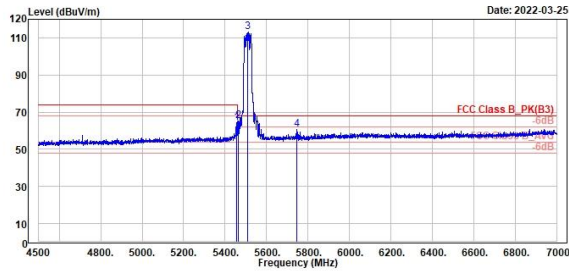
CH 102 (Vertical) Peak



TUV Rheinland Taiwan Ltd.  
No. 458-18, Sec 2, Fenliao, Linkou Dist., New Taipei City 244, Taiwan(R.O.C.)  
Tel: +886-2172-1000 Fax: +886-2172-1322



TUV Rheinland Taiwan Ltd.  
No. 458-18, Sec 2, Fenliao, Linkou Dist., New Taipei City 244, Taiwan(R.O.C.)  
Tel: +886-2172-1000 Fax: +886-2172-1322



	Freq	Level	Read	Limit	Over	APos	TPos	Remark	Pol/Phase	Note
	MHz	dBuV/m	dBuV	dB/m	dBuV/m	dB	cm	deg		
1	5455.00	64.51	21.25	43.26	74.00	-9.49	331	152 Peak	Horizontal	
2	5465.00	65.25	21.98	43.27	68.20	-2.95	331	152 Peak	Horizontal	
3	5518.00	113.09	69.77	43.32	68.20	44.89	331	152 Peak	Horizontal	
4	5747.00	60.86	17.16	43.70	68.20	-7.34	331	152 Peak	Horizontal	

	Freq	Level	Read	Limit	Over	APos	TPos	Remark	Pol/Phase	Note
	MHz	dBuV/m	dBuV	dB/m	dBuV/m	dB	cm	deg		
1	5458.50	63.50	20.24	43.26	74.00	-10.50	100	316 Peak	Vertical	
2	5478.00	66.50	23.23	43.27	68.20	-1.70	100	316 Peak	Vertical	
3	5518.00	112.40	69.88	43.32	68.20	44.20	100	316 Peak	Vertical	
4	5744.00	57.87	14.17	43.70	68.20	-10.33	100	316 Peak	Vertical	

802.11ax HE40

CH 102 (Horizontal) Average

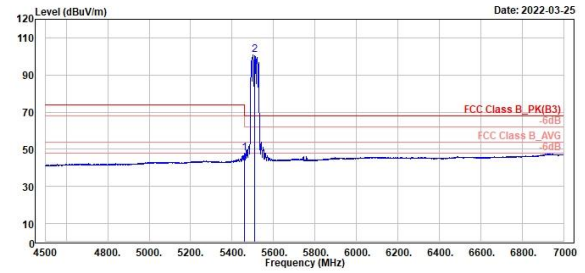
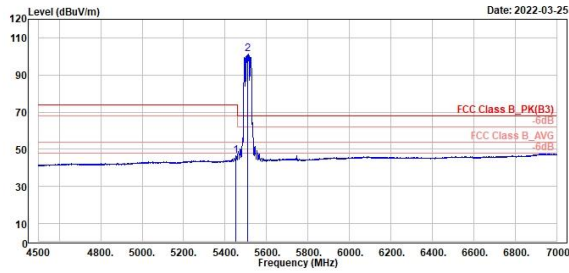
CH 102 (Vertical) Average



TUV Rheinland Taiwan Ltd.  
No. 458-18, Sec 2, Fenliao, Linkou Dist., New Taipei City 244, Taiwan(R.O.C.)  
Tel: +886-2172-1000 Fax: +886-2172-1322



TUV Rheinland Taiwan Ltd.  
No. 458-18, Sec 2, Fenliao, Linkou Dist., New Taipei City 244, Taiwan(R.O.C.)  
Tel: +886-2172-1000 Fax: +886-2172-1322



1	2	3	4	5	6	7	8	9	10	11	12	13	14	15	16	17	18	19	20
MHz	Level	Read	Level	Factor	Limit	Over	A	T	Remark	Pol/Phase	Note								
MHz	dBuV/m	dBuV	dB/m	dBuV/m	dB	cm	deg												
5453.58	46.56	3.30	43.26	54.00	-7.44	331	152	Average	Horizontal										
5518.00	101.23	57.91	43.32	54.00	47.23	331	152	Average	Horizontal										

1	2	3	4	5	6	7	8	9	10	11	12	13	14	15	16	17	18	19	20
MHz	Level	Read	Level	Factor	Limit	Over	A	T	Remark	Pol/Phase	Note								
MHz	dBuV/m	dBuV	dB/m	dBuV/m	dB	cm	deg												
5468.00	47.97	4.71	43.26	54.00	-6.03	100	316	Average	Vertical										
5518.00	100.63	57.31	43.32	54.00	46.63	100	316	Average	Vertical										

802.11ax HE40

CH 110 (Horizontal) Peak

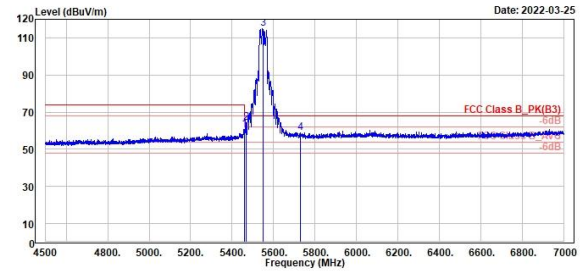
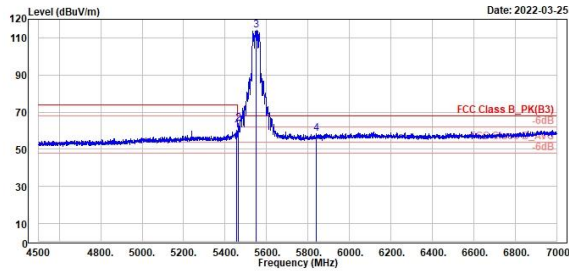
CH 110 (Vertical) Peak



TUV Rheinland Taiwan Ltd.  
No. 458-18, Sec 2, Fenliao, Linkou Dist., New Taipei City 244, Taiwan(R.O.C.)  
Tel: +886-2172-1000 Fax: +886-2172-1322



TUV Rheinland Taiwan Ltd.  
No. 458-18, Sec 2, Fenliao, Linkou Dist., New Taipei City 244, Taiwan(R.O.C.)  
Tel: +886-2172-1000 Fax: +886-2172-1322



	Freq	Level	Read	Limit	Over	APos	TPos	Remark	Pol/Phase	Note
	MHz	dBuV/m	dBuV	dB/m	dBuV/m	dB	cm	deg		
1	5455.58	68.38	17.12	43.26	74.00	-13.62	100	146	Peak	Horizontal
2	5464.00	64.86	20.80	43.26	65.20	-4.14	100	146	Peak	Horizontal
3 *	5559.00	114.09	70.65	43.44	68.20	45.89	100	146	Peak	Horizontal
4	5840.58	58.37	14.41	43.96	68.20	-9.83	100	146	Peak	Horizontal

	Freq	Level	Read	Limit	Over	APos	TPos	Remark	Pol/Phase	Note
	MHz	dBuV/m	dBuV	dB/m	dBuV/m	dB	cm	deg		
1	5458.00	60.77	17.51	43.26	74.00	-13.23	100	123	Peak	Vertical
2	5466.50	64.38	21.11	43.27	65.20	-3.82	100	123	Peak	Vertical
3 *	5559.00	115.10	71.66	43.44	68.20	46.90	100	123	Peak	Vertical
4	5729.00	58.66	14.97	43.69	68.20	-9.54	100	123	Peak	Vertical

802.11ax HE40

CH 110 (Horizontal) Average

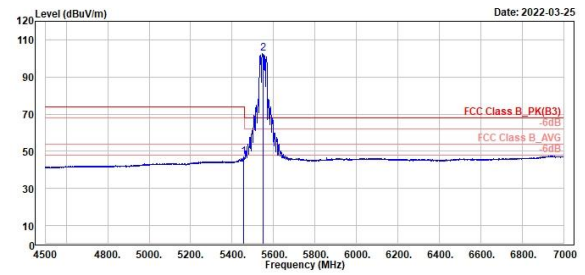
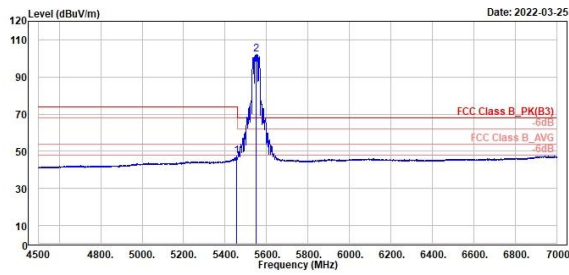
CH 110 (Vertical) Average



TUV Rheinland Taiwan Ltd.  
No. 458-18, Sec 2, Fenliao, Linkou Dist., New Taipei City 244, Taiwan(R.O.C.)  
Tel: +886-2172-1000 Fax: +886-2172-1322



TUV Rheinland Taiwan Ltd.  
No. 458-18, Sec 2, Fenliao, Linkou Dist., New Taipei City 244, Taiwan(R.O.C.)  
Tel: +886-2172-1000 Fax: +886-2172-1322



Freq	Level	Read Level	Factor	Limit Line	Over Limit	APos	TPos	Remark	Pol/Phase	Note
MHz	dBuV/m	dBuV	dB/m	dBuV/m	dB	cm	deg			
1	5455.58	47.46	4.20	43.26	54.00	-6.54	100	146 Average	Horizontal	
2 *	5558.00	102.13	58.69	43.44	54.00	48.13	100	146 Average	Horizontal	

Freq	Level	Read Level	Factor	Limit Line	Over Limit	APos	TPos	Remark	Pol/Phase	Note
MHz	dBuV/m	dBuV	dB/m	dBuV/m	dB	cm	deg			
1	5456.00	47.05	3.79	43.26	54.00	-6.95	100	123 Average	Vertical	
2 *	5558.00	102.58	59.14	43.44	54.00	48.58	100	123 Average	Vertical	

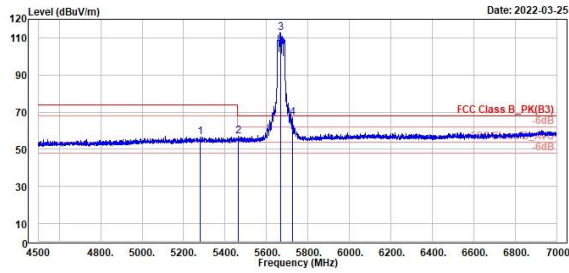
802.11ax HE40

CH 134 (Horizontal) Peak

CH 134 (Vertical) Peak



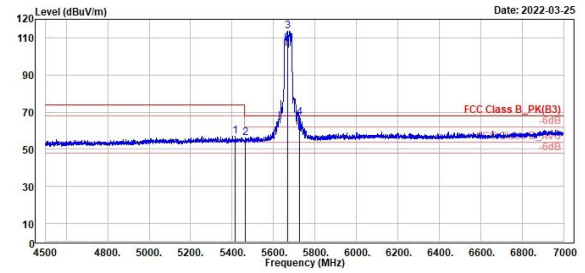
TUV Rheinland Taiwan Ltd.  
No. 458-18, Sec 2, Fenliao, Linkou Dist., New Taipei City 244, Taiwan(R.O.C.)  
Tel: +886-2172-1000 Fax: +886-2172-1322



	Read	Limit	Over	APos	TPos	Remark	Pol/Phase	Note	
1	Level	Line	Limit	cm	deg				
MHz	dBuV/m	dBuV	dB/m	dBuV/m	dB				
1	5381.50	56.79	13.84	42.95	74.00	-17.21	103	148 Peak	Horizontal
2	5462.50	57.05	13.79	43.26	68.20	-11.15	103	148 Peak	Horizontal
3 *	5678.00	112.61	69.09	43.52	68.20	44.41	103	148 Peak	Horizontal
4 !	5726.50	67.18	23.49	43.69	68.20	-1.02	103	148 Peak	Horizontal



TUV Rheinland Taiwan Ltd.  
No. 458-18, Sec 2, Fenliao, Linkou Dist., New Taipei City 244, Taiwan(R.O.C.)  
Tel: +886-2172-1000 Fax: +886-2172-1322



	Read	Limit	Over	APos	TPos	Remark	Pol/Phase	Note	
1	Level	Line	Limit	cm	deg				
MHz	dBuV/m	dBuV	dB/m	dBuV/m	dB				
1	5414.50	57.08	13.86	43.22	74.00	-16.92	100	123 Peak	Vertical
2	5465.50	55.90	12.63	43.27	68.20	-12.30	100	123 Peak	Vertical
3 *	5678.00	113.54	70.02	43.52	68.20	45.34	100	123 Peak	Vertical
4 !	5725.00	66.91	23.22	43.69	68.20	-1.29	100	123 Peak	Vertical

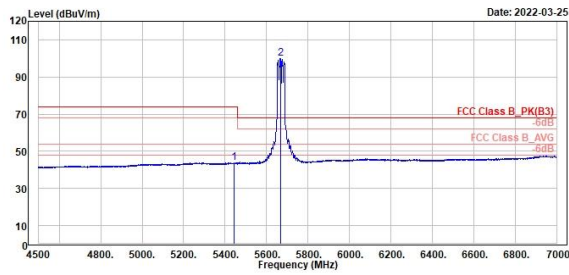
802.11ax HE40

CH 134 (Horizontal) Average

CH 134 (Vertical) Average



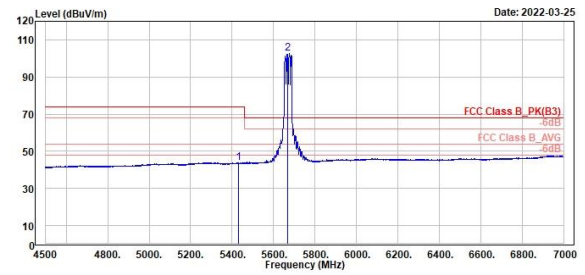
TUV Rheinland Taiwan Ltd.  
No. 458-18, Sec 2, Fenliao, Linkou Dist., New Taipei City 244, Taiwan(R.O.C.)  
Tel: +886-2172-1000 Fax: +886-2172-1322



Freq	Level	Read Level	Factor	Limit Line	Over Limit	APos	TPos	Remark	Pol/Phase	Note
MHz	dBuV/m	dBuV	dB/m	dBuV/m	dB	cm	deg			
1	5444.00	43.68	0.43	43.25	54.00	-10.32	103	148 Average	Horizontal	
2 *	5678.00	100.12	56.60	43.52	54.00	46.12	103	148 Average	Horizontal	



TUV Rheinland Taiwan Ltd.  
No. 458-18, Sec 2, Fenliao, Linkou Dist., New Taipei City 244, Taiwan(R.O.C.)  
Tel: +886-2172-1000 Fax: +886-2172-1322



Freq	Level	Read Level	Factor	Limit Line	Over Limit	APos	TPos	Remark	Pol/Phase	Note
MHz	dBuV/m	dBuV	dB/m	dBuV/m	dB	cm	deg			
1	5432.50	43.74	0.50	43.24	54.00	-10.26	100	123 Average	Vertical	
2 *	5678.00	102.47	58.95	43.52	54.00	48.47	100	123 Average	Vertical	



802.11ax HE80

CH 106 (Horizontal) Peak

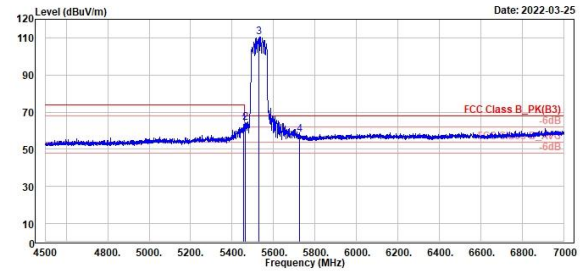
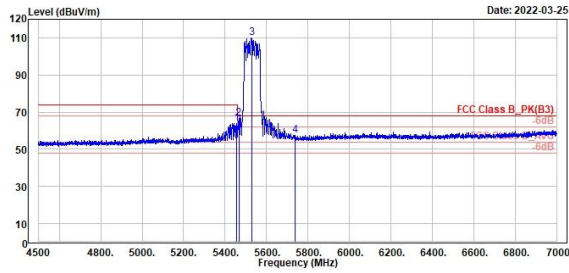
CH 106 (Vertical) Peak



TUV Rheinland Taiwan Ltd.  
No. 458-18, Sec 2, Fenliiao, Linkou Dist., New Taipei City 244, Taiwan(R.O.C.)  
Tel: +886-2172-1000 Fax: +886-2172-1322



TUV Rheinland Taiwan Ltd.  
No. 458-18, Sec 2, Fenliiao, Linkou Dist., New Taipei City 244, Taiwan(R.O.C.)  
Tel: +886-2172-1000 Fax: +886-2172-1322



	Freq	Level	Read	Limit	Over	APos	TPos	Remark	Pol/Phase	Note
	MHz	dBuV/m	dBuV	dB/m	dBuV/m	dB	cm	deg		
1	5455.00	64.01	20.75	43.26	74.00	-9.99	298	156 Peak	Horizontal	
2	5466.00	66.47	23.20	43.27	68.20	-1.73	298	156 Peak	Horizontal	
3 *	5536.00	109.95	66.57	43.38	68.20	41.75	298	156 Peak	Horizontal	
4	5736.00	57.67	13.97	43.70	68.20	-10.53	298	156 Peak	Horizontal	

	Freq	Level	Read	Limit	Over	APos	TPos	Remark	Pol/Phase	Note
	MHz	dBuV/m	dBuV	dB/m	dBuV/m	dB	cm	deg		
1	5457.00	63.44	20.18	43.26	74.00	-10.56	267	188 Peak	Vertical	
2	5465.50	64.34	21.07	43.27	68.20	-3.86	267	188 Peak	Vertical	
3 *	5536.00	110.47	67.09	43.38	68.20	42.27	267	188 Peak	Vertical	
4	5725.50	57.92	14.23	43.69	68.20	-10.28	267	188 Peak	Vertical	

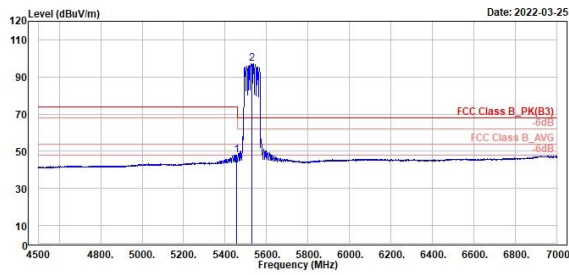
802.11ax HE80

CH 106 (Horizontal) Average

CH 106 (Vertical) Average



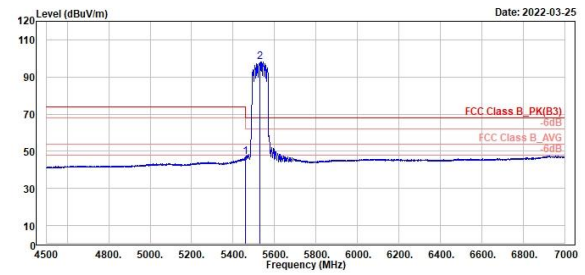
TUV Rheinland Taiwan Ltd.  
No. 458-18, Sec 2, Fenliao, Linkou Dist., New Taipei City 244, Taiwan(R.O.C.)  
Tel: +886-2172-1000 Fax: +886-2172-1322



Freq	Level	Read Level	Factor	Limit Line	Over Limit	APos	TPos	Remark	Pol/Phase	Note
MHz	dBuV/m	dBuV	dB/m	dBuV/m	dB	cm	deg			
1	5455.00	48.14	4.88	43.26	54.00	-5.86	298	156 Average	Horizontal	
2 *	5538.00	97.39	54.01	43.38	54.00	43.39	298	156 Average	Horizontal	



TUV Rheinland Taiwan Ltd.  
No. 458-18, Sec 2, Fenliao, Linkou Dist., New Taipei City 244, Taiwan(R.O.C.)  
Tel: +886-2172-1000 Fax: +886-2172-1322



Freq	Level	Read Level	Factor	Limit Line	Over Limit	APos	TPos	Remark	Pol/Phase	Note
MHz	dBuV/m	dBuV	dB/m	dBuV/m	dB	cm	deg			
1	5458.00	46.80	3.54	43.26	54.00	-7.20	267	168 Average	Vertical	
2 *	5538.00	98.12	54.74	43.38	54.00	44.12	267	168 Average	Vertical	

802.11ax HE80

CH 122 (Horizontal) Peak

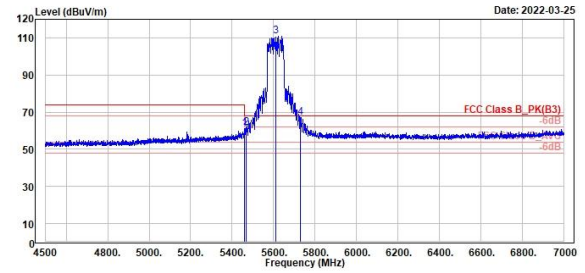
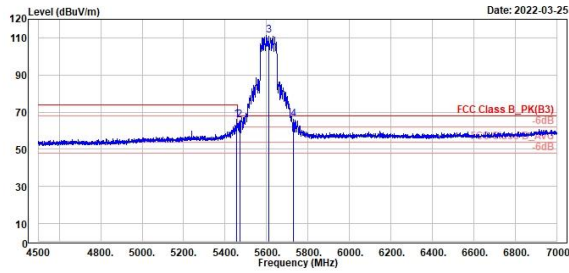
CH 122 (Vertical) Peak



TUV Rheinland Taiwan Ltd.  
No. 458-18, Sec 2, Fenliao, Linkou Dist., New Taipei City 244, Taiwan(R.O.C.)  
Tel: +886-2172-1000 Fax: +886-2172-1322



TUV Rheinland Taiwan Ltd.  
No. 458-18, Sec 2, Fenliao, Linkou Dist., New Taipei City 244, Taiwan(R.O.C.)  
Tel: +886-2172-1000 Fax: +886-2172-1322



	Freq	Level	Read	Limit	Over	APos	TPos	Remark	Pol/Phase	Note
	MHz	dBuV/m	dBuV	dB/m	dBuV/m	dB	cm	deg		
1	5455.00	65.96	22.70	43.26	74.00	-8.04	100	146 Peak	Horizontal	
2	5470.00	65.91	22.64	43.27	68.20	-2.29	100	146 Peak	Horizontal	
3 *	5618.00	111.22	67.83	43.39	68.20	43.02	100	146 Peak	Horizontal	
4	5729.50	65.93	22.24	43.69	68.20	-2.27	100	146 Peak	Horizontal	

	Freq	Level	Read	Limit	Over	APos	TPos	Remark	Pol/Phase	Note
	MHz	dBuV/m	dBuV	dB/m	dBuV/m	dB	cm	deg		
1	5459.50	60.97	17.71	43.26	74.00	-13.03	100	123 Peak	Vertical	
2	5469.50	61.47	18.20	43.27	68.20	-6.73	100	123 Peak	Vertical	
3 *	5618.00	110.84	67.45	43.39	68.20	42.64	100	123 Peak	Vertical	
4	5731.00	67.17	23.48	43.69	68.20	-1.03	100	123 Peak	Vertical	

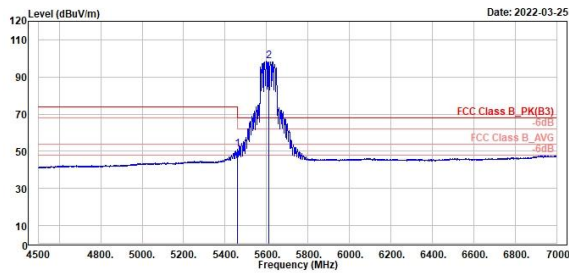
802.11ax HE80

CH 122 (Horizontal) Average

CH 122 (Vertical) Average



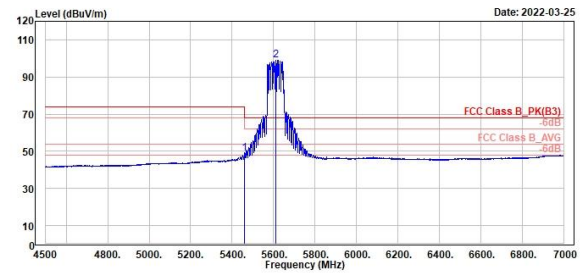
TUV Rheinland Taiwan Ltd.  
No. 458-18, Sec 2, Fenliao, Linkou Dist., New Taipei City 244, Taiwan(R.O.C.)  
Tel: +886-2172-1000 Fax: +886-2172-1322



Read	Level	Factor	Limit	Over	APos	TPos	Remark	Pol/Phase	Note
MHz	dBuV/m	dBuV	dB/m	dBuV/m	dB	cm	deg		
1	5459.58	51.12	7.86	43.26	54.00	-2.88	100	146	Average Horizontal
2	5618.00	98.59	55.20	43.39	54.00	44.59	100	146	Average Horizontal



TUV Rheinland Taiwan Ltd.  
No. 458-18, Sec 2, Fenliao, Linkou Dist., New Taipei City 244, Taiwan(R.O.C.)  
Tel: +886-2172-1000 Fax: +886-2172-1322



Read	Level	Factor	Limit	Over	APos	TPos	Remark	Pol/Phase	Note
MHz	dBuV/m	dBuV	dB/m	dBuV/m	dB	cm	deg		
1	5468.00	48.84	5.58	43.26	54.00	-5.16	100	123	Average Vertical
2	5618.00	98.87	55.48	43.39	54.00	44.87	100	123	Average Vertical