

# Appendix D: Test Results of Radiation Spurious Emissions & Mains Conducted Emission for Traffic Mode

<Adapter>

Band Edges, 5.35GHz

U-NII-2A

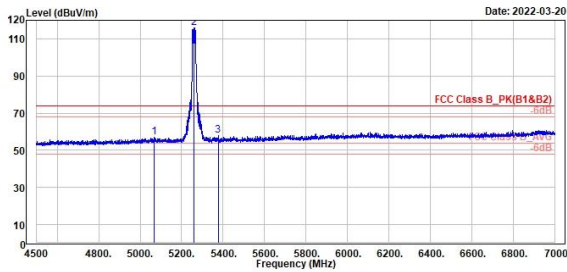
## 802.11a

### CH 52 (Horizontal) Peak

### CH 52 (Vertical) Peak



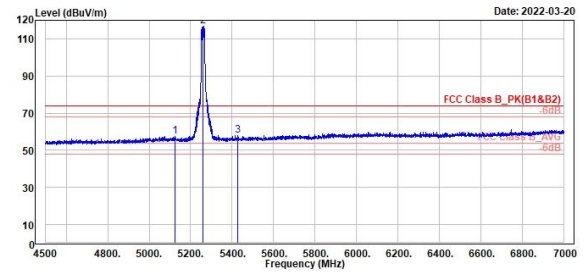
TUV Rheinland Taiwan Ltd.  
No. 458-18, Sec 2, Fenliao, Linkou Dist., New Taipei City 244, Taiwan(R.O.C.)  
Tel: +886-2172-1000 Fax: +886-2172-1322



Peak	Freq	Level	Read	Factor	Limit	Over	APos	TPos	Remark	Pol/Phase	Note
	MHz	dBuV/m	dBuV	dB/m	dBuV/m	dB	cm	deg			
1	5066.00	56.03	14.23	42.60	74.00	-17.17	270	159	Peak	Horizontal	
2 *	5269.00	115.00	73.03	42.97	74.00	42.00	270	159	Peak	Horizontal	
3	5376.00	57.75	14.66	43.09	74.00	-16.25	270	159	Peak	Horizontal	



TUV Rheinland Taiwan Ltd.  
No. 458-18, Sec 2, Fenliao, Linkou Dist., New Taipei City 244, Taiwan(R.O.C.)  
Tel: +886-2172-1000 Fax: +886-2172-1322



Peak	Freq	Level	Read	Factor	Limit	Over	APos	TPos	Remark	Pol/Phase	Note
	MHz	dBuV/m	dBuV	dB/m	dBuV/m	dB	cm	deg			
1	5124.50	57.41	14.68	42.73	74.00	-16.59	241	33	Peak	Vertical	
2 *	5269.00	116.90	73.93	42.97	74.00	42.90	241	33	Peak	Vertical	
3	5428.00	57.86	14.63	43.23	74.00	-16.14	241	33	Peak	Vertical	

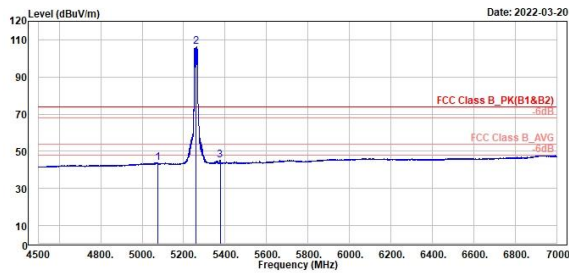
802.11a

CH 52 (Horizontal) Average

CH 52 (Vertical) Average



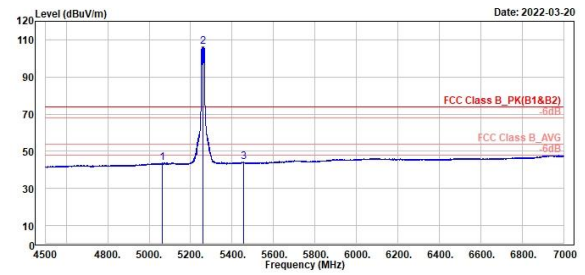
TUV Rheinland Taiwan Ltd.  
No. 458-18, Sec 2, Fenliao, Linkou Dist., New Taipei City 244, Taiwan(R.O.C.)  
Tel: +886-2172-1000 Fax: +886-2172-1322



1	2	3	Read Level	Factor	Limit Line	Over Limit	APos	TPos	Remark	Pol/Phase	Note
MHz	dBuV/m	dBuV	dB/m	dBuV/m	dB	cm	deg				
5875.58	43.76	1.18	42.58	54.00	-10.24	270	159	Average	Horizontal		
5269.00	106.26	63.29	42.97	54.00	52.26	270	159	Average	Horizontal		
5376.00	45.40	2.31	43.09	54.00	-8.60	270	159	Average	Horizontal		



TUV Rheinland Taiwan Ltd.  
No. 458-18, Sec 2, Fenliao, Linkou Dist., New Taipei City 244, Taiwan(R.O.C.)  
Tel: +886-2172-1000 Fax: +886-2172-1322



1	2	3	Read Level	Factor	Limit Line	Over Limit	APos	TPos	Remark	Pol/Phase	Note
MHz	dBuV/m	dBuV	dB/m	dBuV/m	dB	cm	deg				
5864.58	43.76	1.17	42.59	54.00	-10.24	241	33	Average	Vertical		
5269.00	106.15	63.18	42.97	54.00	52.15	241	33	Average	Vertical		
5455.00	44.17	0.91	43.26	54.00	-9.83	241	33	Average	Vertical		

802.11a

CH 60 (Horizontal) Peak

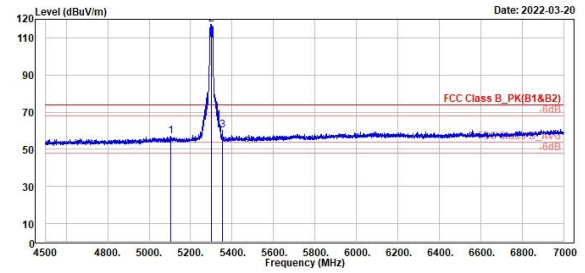
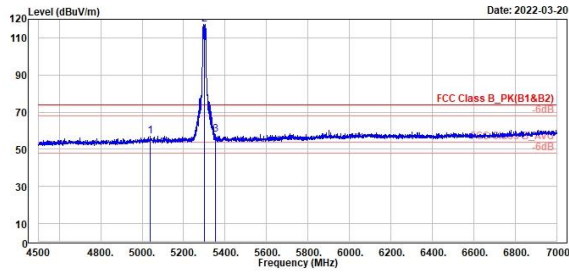
CH 60 (Vertical) Peak



TUV Rheinland Taiwan Ltd.  
No. 458-18, Sec 2, Fenliao, Linkou Dist., New Taipei City 244, Taiwan(R.O.C.)  
Tel: +886-2172-1000 Fax: +886-2172-1322



TUV Rheinland Taiwan Ltd.  
No. 458-18, Sec 2, Fenliao, Linkou Dist., New Taipei City 244, Taiwan(R.O.C.)  
Tel: +886-2172-1000 Fax: +886-2172-1322



1	2	3	Read Level	Level Factor	Limit Line	Over Limit	APos	TPos	Remark	Pol/Phase	Note
MHz	dBuV/m	dBuV	dB/m	dBuV/m	dB	cm	deg				
5039.00	57.13	14.55	42.58	74.00	-16.87	279	160	Peak	Horizontal		
5300.00	117.13	74.21	42.92	74.00	43.13	279	160	Peak	Horizontal		
5352.50	57.91	14.93	42.98	74.00	-16.09	279	160	Peak	Horizontal		

1	2	3	Read Level	Level Factor	Limit Line	Over Limit	APos	TPos	Remark	Pol/Phase	Note
MHz	dBuV/m	dBuV	dB/m	dBuV/m	dB	cm	deg				
5103.00	56.91	14.33	42.58	74.00	-17.09	300	112	Peak	Vertical		
5300.00	117.16	74.24	42.92	74.00	43.16	300	112	Peak	Vertical		
5352.50	60.10	17.12	42.98	74.00	-13.90	300	112	Peak	Vertical		

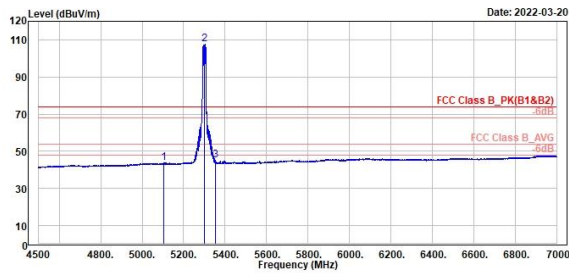
802.11a

CH 60 (Horizontal) Average

CH 60 (Vertical) Average



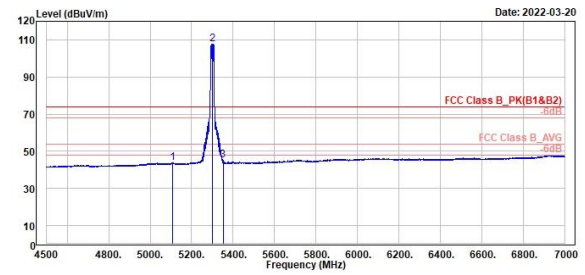
TUV Rheinland Taiwan Ltd.  
No. 458-18, Sec 2, Fenliao, Linkou Dist., New Taipei City 244, Taiwan(R.O.C.)  
Tel: +886-2172-1000 Fax: +886-2172-1322



1	2	3
5185.58	5300.00	5352.00
43.80	107.54	45.00
1.21	64.62	2.02
42.59	42.92	42.98
54.00	54.00	54.00
-10.20	53.54	-9.00
279	279	279
160	160	160
Average	Average	Average
Horizontal	Horizontal	Horizontal



TUV Rheinland Taiwan Ltd.  
No. 458-18, Sec 2, Fenliao, Linkou Dist., New Taipei City 244, Taiwan(R.O.C.)  
Tel: +886-2172-1000 Fax: +886-2172-1322



1	2	3
5189.00	5300.00	5351.50
43.77	107.75	45.35
1.16	64.83	2.37
42.61	42.92	42.98
54.00	54.00	54.00
-10.23	53.75	-8.65
300	300	300
112	112	112
Average	Average	Average
Vertical	Vertical	Vertical

802.11a

CH 64 (Horizontal) Peak

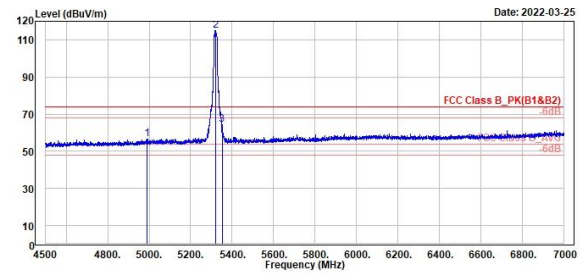
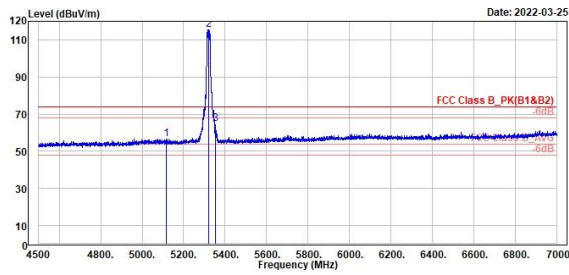
CH 64 (Vertical) Peak



TUV Rheinland Taiwan Ltd.  
No. 458-18, Sec 2, Fenliao, Linkou Dist., New Taipei City 244, Taiwan(R.O.C.)  
Tel: +886-2172-1000 Fax: +886-2172-1322



TUV Rheinland Taiwan Ltd.  
No. 458-18, Sec 2, Fenliao, Linkou Dist., New Taipei City 244, Taiwan(R.O.C.)  
Tel: +886-2172-1000 Fax: +886-2172-1322



Peak	Freq	Level	Read Level	Factor	Limit Line	Over Limit	APos	TPos	Remark	Pol/Phase	Note
	MHz	dBuV/m	dBuV	dB/m	dBuV/m	dB	cm	deg			
1	5116.00	56.63	13.96	42.67	74.00	-17.37	100	160	Peak	Horizontal	
2	5320.00	115.57	72.63	42.94	74.00	41.57	100	160	Peak	Horizontal	
3	5353.50	64.98	22.00	42.98	74.00	-9.02	100	160	Peak	Horizontal	

Peak	Freq	Level	Read Level	Factor	Limit Line	Over Limit	APos	TPos	Remark	Pol/Phase	Note
	MHz	dBuV/m	dBuV	dB/m	dBuV/m	dB	cm	deg			
1	4991.50	56.76	14.32	42.44	74.00	-17.24	392	62	Peak	Vertical	
2	5320.00	114.93	71.99	42.94	74.00	40.93	392	62	Peak	Vertical	
3	5351.50	64.42	21.44	42.98	74.00	-9.58	392	62	Peak	Vertical	

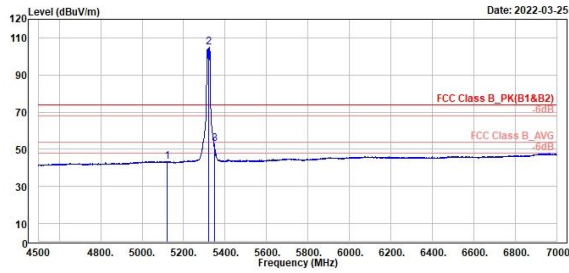
802.11a

CH 64 (Horizontal) Average

CH 64 (Vertical) Average



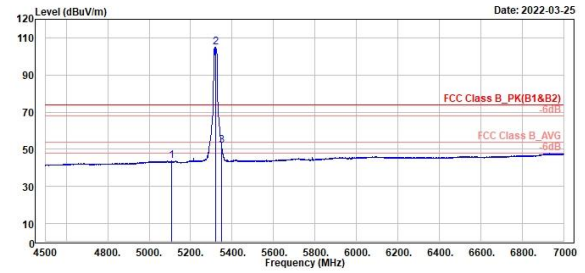
TUV Rheinland Taiwan Ltd.  
No. 458-18, Sec 2, Fenliao, Linkou Dist., New Taipei City 244, Taiwan(R.O.C.)  
Tel: +886-2172-1000 Fax: +886-2172-1322



1	2	3	Read Level	Factor	Limit Line	Over Limit	APos	TPos	Remark	Pol/Phase	Note
MHz	dBuV/m	dBuV	dB/m	dBuV/m	dB	cm	deg				
5122.00	43.55	0.85	42.70	54.00	-10.45	100	160	Average	Horizontal		
5329.00	104.97	62.03	42.94	54.00	50.97	100	160	Average	Horizontal		
5350.00	52.77	9.80	42.97	54.00	-1.23	100	160	Average	Horizontal		



TUV Rheinland Taiwan Ltd.  
No. 458-18, Sec 2, Fenliao, Linkou Dist., New Taipei City 244, Taiwan(R.O.C.)  
Tel: +886-2172-1000 Fax: +886-2172-1322



1	2	3	Read Level	Factor	Limit Line	Over Limit	APos	TPos	Remark	Pol/Phase	Note
MHz	dBuV/m	dBuV	dB/m	dBuV/m	dB	cm	deg				
5109.50	43.70	1.08	42.62	54.00	-10.30	392	62	Average	Vertical		
5329.00	104.88	61.94	42.94	54.00	50.88	392	62	Average	Vertical		
5350.00	52.02	9.85	42.97	54.00	-1.98	392	62	Average	Vertical		

802.11ax HE20

CH 52 (Horizontal) Peak

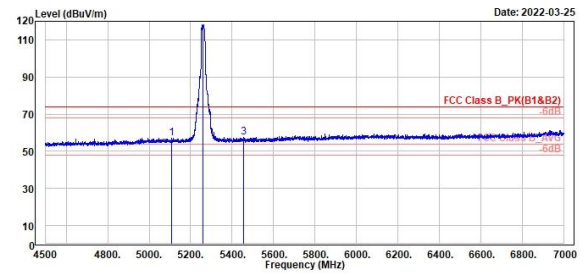
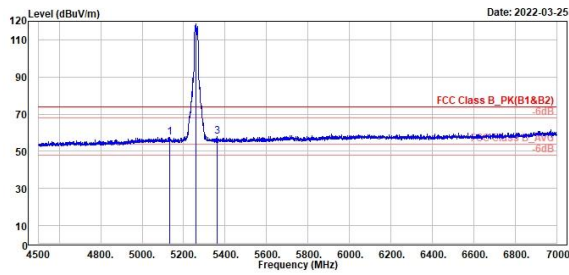
CH 52 (Vertical) Peak



TUV Rheinland Taiwan Ltd.  
No. 458-18, Sec 2, Fenliao, Linkou Dist., New Taipei City 244, Taiwan(R.O.C.)  
Tel: +886-2172-1000 Fax: +886-2172-1322



TUV Rheinland Taiwan Ltd.  
No. 458-18, Sec 2, Fenliao, Linkou Dist., New Taipei City 244, Taiwan(R.O.C.)  
Tel: +886-2172-1000 Fax: +886-2172-1322



Peak	Freq	Level	Read	Factor	Limit	Over	APos	TPos	Remark	Pol/Phase	Note
	MHz	dBuV/m	dBuV	dB/m	dBuV/m	dB	cm	deg			
1	5131.00	57.59	14.82	42.77	74.00	-16.41	285	168	Peak	Horizontal	
2 *	5250.00	113.44	75.47	42.97	74.00	44.44	285	168	Peak	Horizontal	
3	5363.50	57.75	14.72	43.03	74.00	-16.25	285	168	Peak	Horizontal	

Peak	Freq	Level	Read	Factor	Limit	Over	APos	TPos	Remark	Pol/Phase	Note
	MHz	dBuV/m	dBuV	dB/m	dBuV/m	dB	cm	deg			
1	5187.50	57.25	14.65	42.60	74.00	-16.75	342	110	Peak	Vertical	
2 *	5260.00	110.16	75.19	42.97	74.00	44.16	342	110	Peak	Vertical	
3	5457.50	57.32	14.86	43.26	74.00	-16.68	342	110	Peak	Vertical	

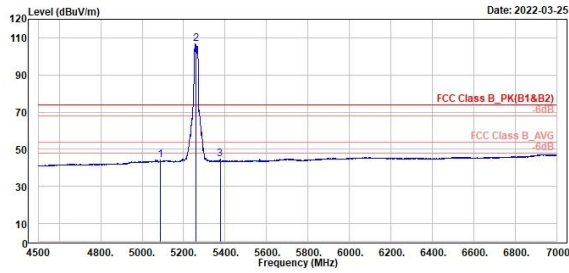
802.11ax HE20

CH 52 (Horizontal) Average

CH 52 (Vertical) Average



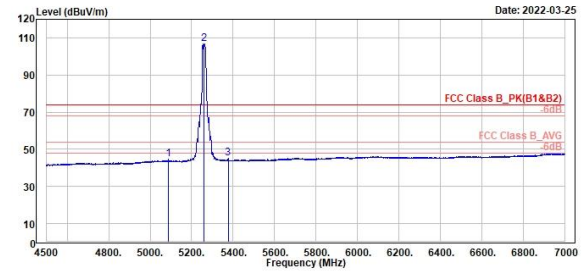
TUV Rheinland Taiwan Ltd.  
No. 458-18, Sec 2, Fenliao, Linkou Dist., New Taipei City 244, Taiwan(R.O.C.)  
Tel: +886-2172-1000 Fax: +886-2172-1322



1	2	3
5888.00	5269.00	5376.00
44.26	105.90	44.62
1.70	63.93	1.53
42.56	42.97	43.09
54.00	54.00	54.00
-9.74	52.00	-9.38
284	284	284
168	168	168
Average	Average	Average
Horizontal	Horizontal	Horizontal



TUV Rheinland Taiwan Ltd.  
No. 458-18, Sec 2, Fenliao, Linkou Dist., New Taipei City 244, Taiwan(R.O.C.)  
Tel: +886-2172-1000 Fax: +886-2172-1322



1	2	3
5888.00	5269.00	5376.00
44.49	106.59	45.23
1.93	63.62	2.14
42.56	42.97	43.09
54.00	54.00	54.00
-9.51	52.59	-8.77
342	342	342
110	110	110
Average	Average	Average
Vertical	Vertical	Vertical



802.11ax HE20

CH 60 (Horizontal) Peak

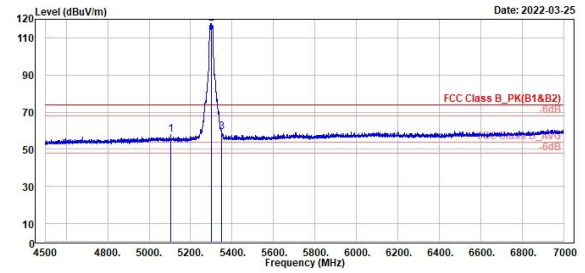
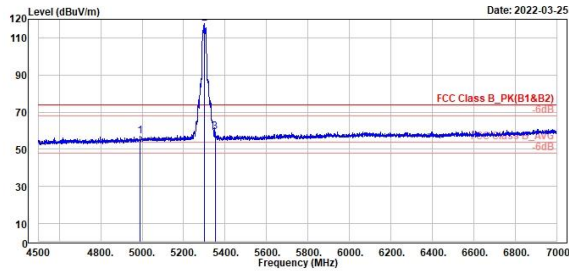
CH 60 (Vertical) Peak



TUV Rheinland Taiwan Ltd.  
No. 458-18, Sec 2, Fenliao, Linkou Dist., New Taipei City 244, Taiwan(R.O.C.)  
Tel: +886-2172-1000 Fax: +886-2172-1322



TUV Rheinland Taiwan Ltd.  
No. 458-18, Sec 2, Fenliao, Linkou Dist., New Taipei City 244, Taiwan(R.O.C.)  
Tel: +886-2172-1000 Fax: +886-2172-1322



Peak	Freq	Level	Read	Factor	Limit	Over	APos	TPos	Remark	Pol/Phase	Note
	MHz	dBuV/m	dBuV	dB/m	dBuV/m	dB	cm	deg			
1	4989.00	56.83	14.39	42.44	74.00	-17.17	264	163	Peak	Horizontal	
2 *	5300.00	117.94	75.02	42.92	74.00	43.94	264	163	Peak	Horizontal	
3	5351.50	59.48	16.50	42.98	74.00	-14.52	264	163	Peak	Horizontal	

Peak	Freq	Level	Read	Factor	Limit	Over	APos	TPos	Remark	Pol/Phase	Note
	MHz	dBuV/m	dBuV	dB/m	dBuV/m	dB	cm	deg			
1	5104.00	57.80	15.22	42.58	74.00	-16.20	125	59	Peak	Vertical	
2 *	5300.00	117.72	74.80	42.92	74.00	43.72	125	59	Peak	Vertical	
3	5350.00	59.14	16.17	42.97	74.00	-14.86	125	59	Peak	Vertical	

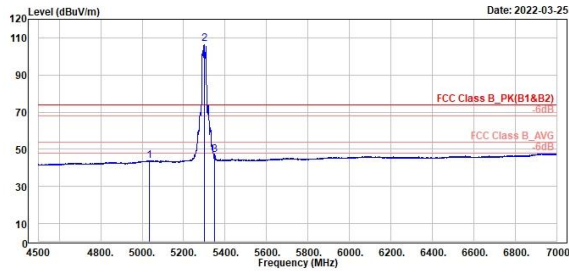
802.11ax HE20

CH 60 (Horizontal) Average

CH 60 (Vertical) Average



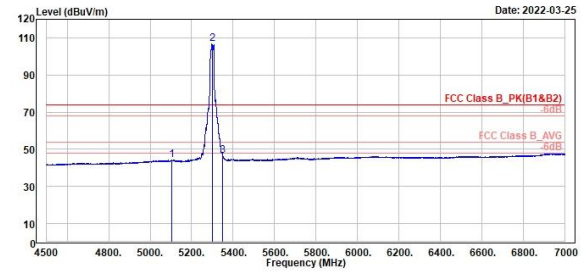
TUV Rheinland Taiwan Ltd.  
No. 458-18, Sec 2, Fenliao, Linkou Dist., New Taipei City 244, Taiwan(R.O.C.)  
Tel: +886-2172-1000 Fax: +886-2172-1322



1	2	3
5033.50	5300.00	5350.00
43.93	105.51	47.02
1.36	63.69	4.05
42.57	42.92	42.97
54.00	54.00	54.00
-10.07	52.61	-6.98
264	264	264
163	163	163
Average	Average	Average
Horizontal	Horizontal	Horizontal



TUV Rheinland Taiwan Ltd.  
No. 458-18, Sec 2, Fenliao, Linkou Dist., New Taipei City 244, Taiwan(R.O.C.)  
Tel: +886-2172-1000 Fax: +886-2172-1322



1	2	3
5105.00	5300.00	5350.00
44.42	106.56	46.72
1.83	63.64	3.75
42.59	42.92	42.97
54.00	54.00	54.00
-9.58	52.55	-7.28
125	125	125
59	59	59
Average	Average	Average
Vertical	Vertical	Vertical

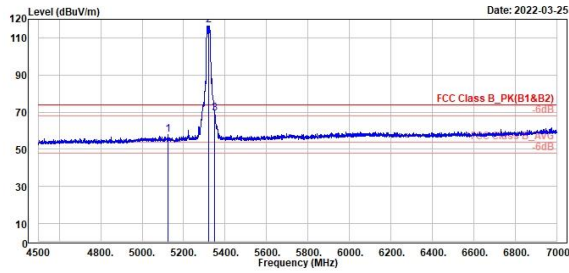
802.11ax HE20

CH 64 (Horizontal) Peak

CH 64 (Vertical) Peak



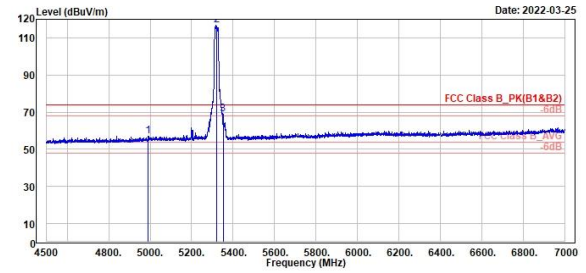
TUV Rheinland Taiwan Ltd.  
No. 458-18, Sec 2, Fenliao, Linkou Dist., New Taipei City 244, Taiwan(R.O.C.)  
Tel: +886-2172-1000 Fax: +886-2172-1322



Peak	Freq	Level	Read Level	Factor	Limit Line	Over Limit	APos	TPos	Remark	Pol/Phase	Note
	MHz	dBuV/m	dBuV	dB/m	dBuV/m	dB	cm	deg			
1	5124.58	57.76	15.03	42.73	74.00	-16.24	100	158	Peak	Horizontal	
2 *	5328.00	115.87	73.93	42.94	74.00	42.87	100	158	Peak	Horizontal	
3 !	5358.00	69.51	26.54	42.97	74.00	-4.49	100	158	Peak	Horizontal	



TUV Rheinland Taiwan Ltd.  
No. 458-18, Sec 2, Fenliao, Linkou Dist., New Taipei City 244, Taiwan(R.O.C.)  
Tel: +886-2172-1000 Fax: +886-2172-1322



Peak	Freq	Level	Read Level	Factor	Limit Line	Over Limit	APos	TPos	Remark	Pol/Phase	Note
	MHz	dBuV/m	dBuV	dB/m	dBuV/m	dB	cm	deg			
1	4991.50	57.88	14.64	42.44	74.00	-16.92	390	59	Peak	Vertical	
2 *	5328.00	116.67	73.73	42.94	74.00	42.67	390	59	Peak	Vertical	
3 !	5351.50	69.01	26.83	42.98	74.00	-4.99	390	59	Peak	Vertical	

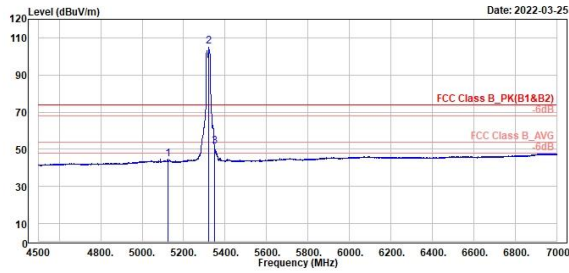
802.11ax HE20

CH 64 (Horizontal) Average

CH 64 (Vertical) Average



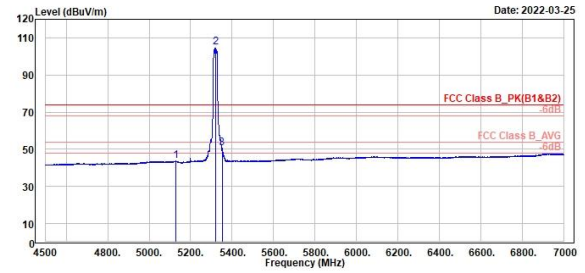
TUV Rheinland Taiwan Ltd.  
No. 458-18, Sec 2, Fenliao, Linkou Dist., New Taipei City 244, Taiwan(R.O.C.)  
Tel: +886-2172-1000 Fax: +886-2172-1322



1	2	3	4	5	6	7	8	9	10	11	12	13	14	15	16	17	18	19	20
1	2	3	4	5	6	7	8	9	10	11	12	13	14	15	16	17	18	19	20
MHz	Level	Read	Level	Factor	Limit	Over	APos	TPos	Remark	Pol/Phase	Note								
MHz	dBuV/m	dBuV	dB/m	dBuV/m	dB	cm	deg												
5124.00	44.55	1.83	42.72	54.00	-9.45	100	158	Average	Horizontal										
5320.00	105.43	62.49	42.94	54.00	51.43	100	158	Average	Horizontal										
5350.00	51.53	8.56	42.97	54.00	-2.47	100	158	Average	Horizontal										



TUV Rheinland Taiwan Ltd.  
No. 458-18, Sec 2, Fenliao, Linkou Dist., New Taipei City 244, Taiwan(R.O.C.)  
Tel: +886-2172-1000 Fax: +886-2172-1322



1	2	3	4	5	6	7	8	9	10	11	12	13	14	15	16	17	18	19	20
1	2	3	4	5	6	7	8	9	10	11	12	13	14	15	16	17	18	19	20
MHz	Level	Read	Level	Factor	Limit	Over	APos	TPos	Remark	Pol/Phase	Note								
MHz	dBuV/m	dBuV	dB/m	dBuV/m	dB	cm	deg												
5120.00	43.73	0.98	42.75	54.00	-10.27	390	59	Average	Vertical										
5320.00	105.04	62.10	42.94	54.00	51.04	390	59	Average	Vertical										
5351.50	50.61	7.63	42.98	54.00	-3.39	390	59	Average	Vertical										

802.11ax HE40

CH 54 (Horizontal) Peak

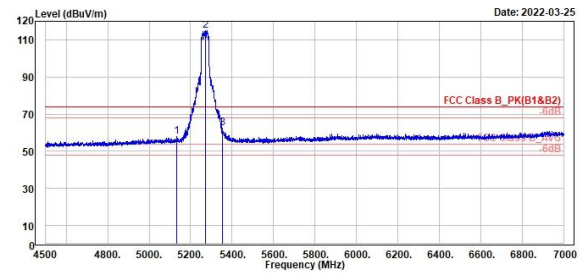
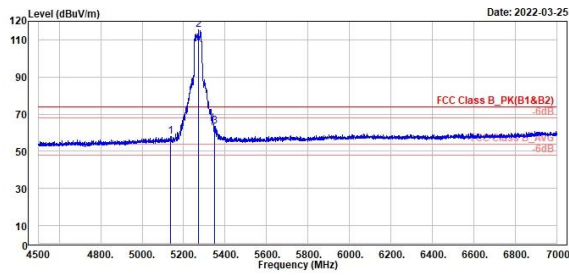
CH 54 (Vertical) Peak



TUV Rheinland Taiwan Ltd.  
No. 458-18, Sec 2, Fenliao, Linkou Dist., New Taipei City 244, Taiwan(R.O.C.)  
Tel: +886-2172-1000 Fax: +886-2172-1322



TUV Rheinland Taiwan Ltd.  
No. 458-18, Sec 2, Fenliao, Linkou Dist., New Taipei City 244, Taiwan(R.O.C.)  
Tel: +886-2172-1000 Fax: +886-2172-1322



1	2	3	Read Level	Level Factor	Limit Line	Over Limit	APos	TPos	Remark	Pol/Phase	Note
MHz	dBuV/m	dBuV	dB/m	dBuV/m	dB	cm	deg				
5138.58	57.96	15.14	42.82	74.00	-16.04	297	166	Peak	Horizontal		
5278.00	115.48	72.52	42.96	74.00	41.48	297	166	Peak	Horizontal		
5351.00	63.61	28.64	42.97	74.00	-10.39	297	166	Peak	Horizontal		

1	2	3	Read Level	Level Factor	Limit Line	Over Limit	APos	TPos	Remark	Pol/Phase	Note
MHz	dBuV/m	dBuV	dB/m	dBuV/m	dB	cm	deg				
5133.50	57.99	15.21	42.78	74.00	-16.01	242	38	Peak	Vertical		
5278.00	114.88	71.92	42.96	74.00	40.88	242	38	Peak	Vertical		
5353.00	62.41	19.43	42.98	74.00	-11.59	242	38	Peak	Vertical		

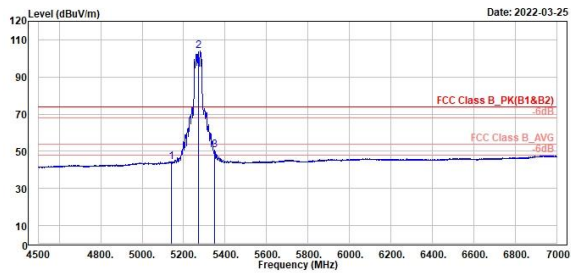
802.11ax HE40

CH 54 (Horizontal) Average

CH 54 (Vertical) Average



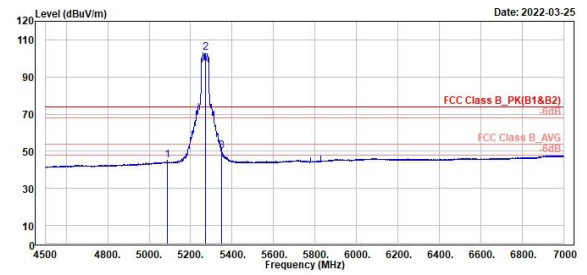
TUV Rheinland Taiwan Ltd.  
No. 458-18, Sec 2, Fenliao, Linkou Dist., New Taipei City 244, Taiwan(R.O.C.)  
Tel: +886-2172-1000 Fax: +886-2172-1322



1	2	3	Read Level	Level Factor	Limit Line	Over Limit	APos	TPos	Remark	Pol/Phase	Note
MHz	dBuV/m	dBuV	dB/m	dBuV/m	dB	cm	deg				
5142.00	44.48	1.64	42.84	54.00	-9.52	297	166	Average	Horizontal		
5278.00	103.98	60.94	42.96	54.00	49.98	297	166	Average	Horizontal		
5358.00	50.76	7.79	42.97	54.00	-3.24	297	166	Average	Horizontal		



TUV Rheinland Taiwan Ltd.  
No. 458-18, Sec 2, Fenliao, Linkou Dist., New Taipei City 244, Taiwan(R.O.C.)  
Tel: +886-2172-1000 Fax: +886-2172-1322



1	2	3	Read Level	Level Factor	Limit Line	Over Limit	APos	TPos	Remark	Pol/Phase	Note
MHz	dBuV/m	dBuV	dB/m	dBuV/m	dB	cm	deg				
5888.00	45.21	2.65	42.56	54.00	-8.79	242	38	Average	Vertical		
5278.00	103.19	60.23	42.96	54.00	49.19	242	38	Average	Vertical		
5358.00	50.03	7.06	42.97	54.00	-3.97	242	38	Average	Vertical		

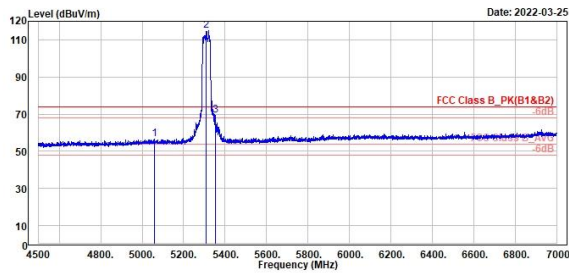
802.11ax HE40

CH 62 (Horizontal) Peak

CH 62 (Vertical) Peak



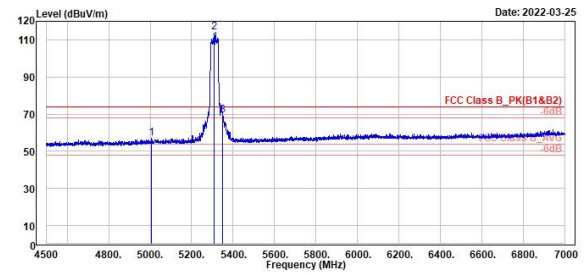
TÜV Rheinland Taiwan Ltd.  
No. 458-18, Sec 2, Fenliao, Linkou Dist., New Taipei City 244, Taiwan(R.O.C.)  
Tel: +886-2172-1000 Fax: +886-2172-1322



Peak	Freq	Level	Read Level	Factor	Limit Line	Over Limit	APos	TPos	Remark	Pol/Phase	Note
	MHz	dBuV/m	dBuV	dB/m	dBuV/m	dB	cm	deg			
1	5857.58	56.69	14.09	42.60	74.00	-17.31	100	157	Peak	Horizontal	
2 *	5310.00	114.98	72.05	42.93	74.00	40.98	100	157	Peak	Horizontal	
3 !	5352.50	69.58	26.60	42.98	74.00	-4.42	100	157	Peak	Horizontal	



TÜV Rheinland Taiwan Ltd.  
No. 458-18, Sec 2, Fenliao, Linkou Dist., New Taipei City 244, Taiwan(R.O.C.)  
Tel: +886-2172-1000 Fax: +886-2172-1322



Peak	Freq	Level	Read Level	Factor	Limit Line	Over Limit	APos	TPos	Remark	Pol/Phase	Note
	MHz	dBuV/m	dBuV	dB/m	dBuV/m	dB	cm	deg			
1	5807.50	56.84	14.35	42.49	74.00	-17.16	390	60	Peak	Vertical	
2 *	5310.00	114.00	71.15	42.93	74.00	40.00	390	60	Peak	Vertical	
3 !	5351.00	69.27	26.30	42.97	74.00	-4.73	390	60	Peak	Vertical	

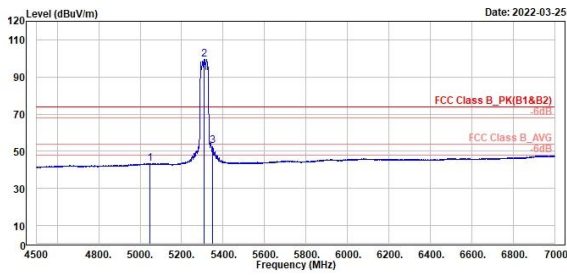
802.11ax HE40

CH 62 (Horizontal) Average

CH 62 (Vertical) Average



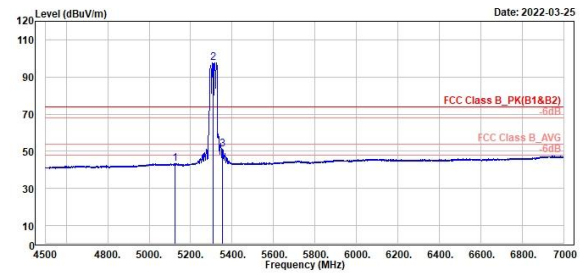
TUV Rheinland Taiwan Ltd.  
No. 458-18, Sec 2, Fenliao, Linkou Dist., New Taipei City 244, Taiwan(R.O.C.)  
Tel: +886-2172-1000 Fax: +886-2172-1322



1	2	3	Read Level	Level Factor	Limit Line	Over Limit	APos	TPos	Remark	Pol/Phase	Note
MHz	dBuV/m	dBuV	dB/m	dBuV/m	dB	cm	deg				
5047.00	43.38	0.78	42.60	54.00	-10.62	100	157	Average	Horizontal		
5310.00	99.51	56.68	42.93	54.00	45.51	100	157	Average	Horizontal		
5350.50	52.96	9.99	42.97	54.00	-1.04	100	157	Average	Horizontal		



TUV Rheinland Taiwan Ltd.  
No. 458-18, Sec 2, Fenliao, Linkou Dist., New Taipei City 244, Taiwan(R.O.C.)  
Tel: +886-2172-1000 Fax: +886-2172-1322



1	2	3	Read Level	Level Factor	Limit Line	Over Limit	APos	TPos	Remark	Pol/Phase	Note
MHz	dBuV/m	dBuV	dB/m	dBuV/m	dB	cm	deg				
5124.00	43.34	0.62	42.72	54.00	-10.66	390	60	Average	Vertical		
5310.00	97.71	54.78	42.93	54.00	43.71	390	60	Average	Vertical		
5355.50	50.89	7.90	42.99	54.00	-3.11	390	60	Average	Vertical		



802.11ax HE80

CH 58 (Horizontal) Peak

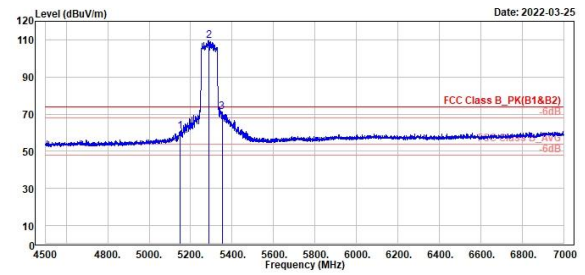
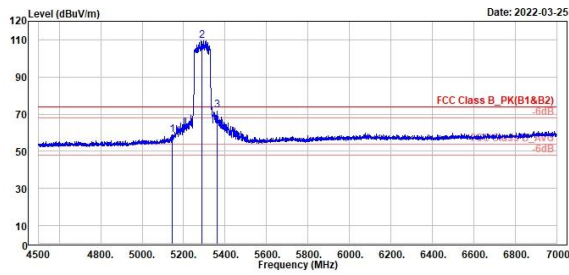
CH 58 (Vertical) Peak



TUV Rheinland Taiwan Ltd.  
No. 458-18, Sec 2, Fenliao, Linkou Dist., New Taipei City 244, Taiwan(R.O.C.)  
Tel: +886-2172-1000 Fax: +886-2172-1322



TUV Rheinland Taiwan Ltd.  
No. 458-18, Sec 2, Fenliao, Linkou Dist., New Taipei City 244, Taiwan(R.O.C.)  
Tel: +886-2172-1000 Fax: +886-2172-1322



Peak	Freq	Level	Read Level	Factor	Limit Line	Over Limit	APos	TPos	Remark	Pol/Phase	Note
	MHz	dBuV/m	dBuV	dB/m	dBuV/m	dB	cm	deg			
1	5146.58	58.87	16.00	42.87	74.00	-15.13	279	165	Peak	Horizontal	
2 *	5290.00	109.52	66.58	42.94	74.00	35.52	279	165	Peak	Horizontal	
3 !	5362.50	71.89	28.86	43.03	74.00	-2.11	279	165	Peak	Horizontal	

Peak	Freq	Level	Read Level	Factor	Limit Line	Over Limit	APos	TPos	Remark	Pol/Phase	Note
	MHz	dBuV/m	dBuV	dB/m	dBuV/m	dB	cm	deg			
1	5149.00	60.68	17.79	42.89	74.00	-13.32	264	37	Peak	Vertical	
2 *	5290.00	109.36	66.42	42.94	74.00	35.36	264	37	Peak	Vertical	
3 !	5351.50	71.10	28.12	42.98	74.00	-2.90	264	37	Peak	Vertical	



Band Edges, 5.3GHz ~ 5.47GHz, 5.725GHz  
U-NII-2C

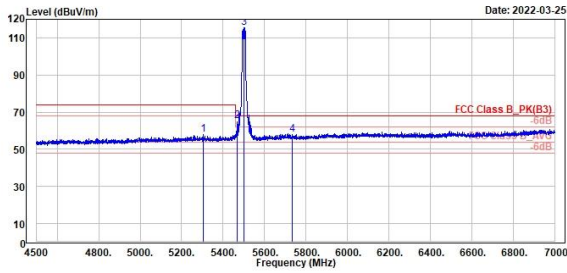
802.11a

CH 100 (Horizontal) Peak

CH 100 (Vertical) Peak



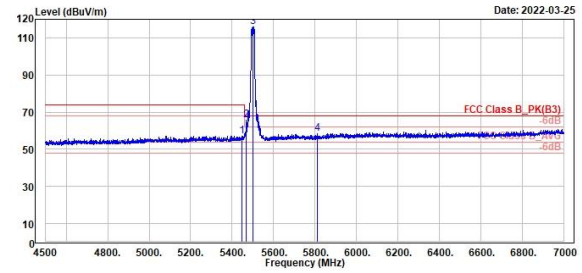
TUV Rheinland Taiwan Ltd.  
No. 458-18, Sec 2, Fenliao, Linkou Dist., New Taipei City 244, Taiwan(R.O.C.)  
Tel: +886-2172-1000 Fax: +886-2172-1322



	Freq	Level	Read	Limit	Over	APos	TPos	Remark	Pol/Phase	Note
	MHz	dBuV/m	dBuV	dB/m	dBuV/m	dB	cm	deg		
1	5385.00	57.97	15.04	42.93	74.00	-16.03	107	156 Peak	Horizontal	
2	5468.00	65.04	21.77	43.27	68.20	-3.16	107	156 Peak	Horizontal	
3	5500.00	115.64	72.35	43.29	68.20	47.44	107	156 Peak	Horizontal	
4	5733.00	57.88	14.19	43.69	68.20	-10.32	107	156 Peak	Horizontal	



TUV Rheinland Taiwan Ltd.  
No. 458-18, Sec 2, Fenliao, Linkou Dist., New Taipei City 244, Taiwan(R.O.C.)  
Tel: +886-2172-1000 Fax: +886-2172-1322



	Freq	Level	Read	Limit	Over	APos	TPos	Remark	Pol/Phase	Note
	MHz	dBuV/m	dBuV	dB/m	dBuV/m	dB	cm	deg		
1	5448.00	57.20	13.95	43.25	74.00	-16.80	112	59 Peak	Vertical	
2	5468.00	65.76	22.49	43.27	68.20	-2.44	112	59 Peak	Vertical	
3	5500.00	116.04	72.75	43.29	68.20	47.84	112	59 Peak	Vertical	
4	5812.00	58.47	14.59	43.88	68.20	-9.73	112	59 Peak	Vertical	

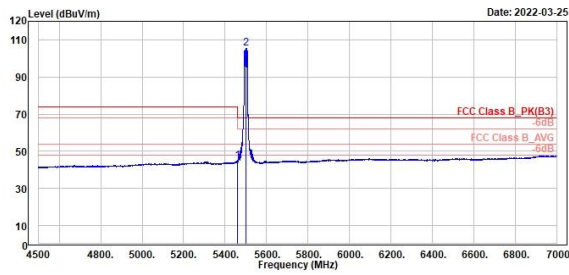
802.11a

CH 100 (Horizontal) Average

CH 100 (Vertical) Average



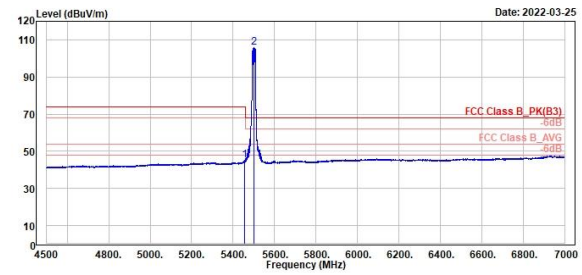
TUV Rheinland Taiwan Ltd.  
No. 458-18, Sec 2, Fenliao, Linkou Dist., New Taipei City 244, Taiwan(R.O.C.)  
Tel: +886-2172-1000 Fax: +886-2172-1322



Freq	Level	Read Level	Factor	Limit Line	Over Limit	APos	TPos	Remark	Pol/Phase	Note
MHz	dBuV/m	dBuV	dB/m	dBuV/m	dB	cm	deg			
1	5458.00	44.79	1.53	43.26	54.00	-9.21	107	156 Average	Horizontal	
2 *	5500.00	105.28	61.99	43.29	54.00	51.28	107	156 Average	Horizontal	



TUV Rheinland Taiwan Ltd.  
No. 458-18, Sec 2, Fenliao, Linkou Dist., New Taipei City 244, Taiwan(R.O.C.)  
Tel: +886-2172-1000 Fax: +886-2172-1322



Freq	Level	Read Level	Factor	Limit Line	Over Limit	APos	TPos	Remark	Pol/Phase	Note
MHz	dBuV/m	dBuV	dB/m	dBuV/m	dB	cm	deg			
1	5457.50	45.24	1.98	43.26	54.00	-8.76	112	59 Average	Vertical	
2 *	5500.00	105.93	62.64	43.29	54.00	51.93	112	59 Average	Vertical	