

802.11a

CH 116 (Horizontal) Peak

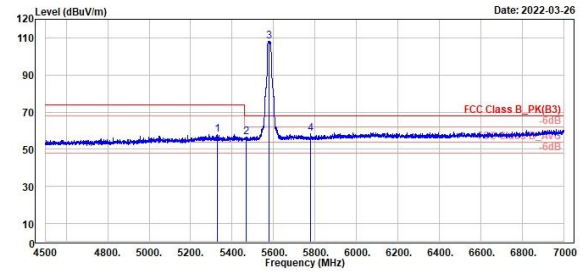
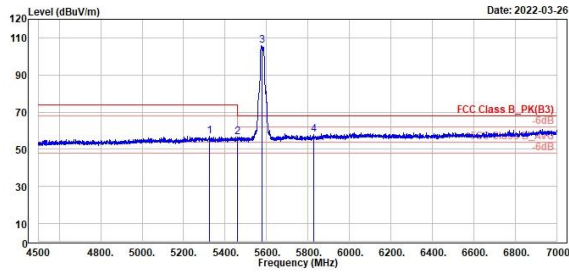
CH 116 (Vertical) Peak



TUV Rheinland Taiwan Ltd.
No. 458-18, Sec 2, Fenliao, Linkou Dist., New Taipei City 244, Taiwan(R.O.C.)
Tel: +886-2172-1000 Fax: +886-2172-1322



TUV Rheinland Taiwan Ltd.
No. 458-18, Sec 2, Fenliao, Linkou Dist., New Taipei City 244, Taiwan(R.O.C.)
Tel: +886-2172-1000 Fax: +886-2172-1322



	Read	Limit	Over	APos	TPos	Remark	Pol/Phase	Note	
1	5323.00	56.88	13.94	42.94	74.00	-17.12	160	318 Peak	Horizontal
2	5461.50	56.39	13.13	43.26	68.20	-11.81	160	318 Peak	Horizontal
3 *	5508.00	105.88	62.48	43.40	68.20	37.68	160	318 Peak	Horizontal
4	5828.50	57.78	13.85	43.93	68.20	-10.42	160	318 Peak	Horizontal

	Read	Limit	Over	APos	TPos	Remark	Pol/Phase	Note	
1	5338.50	58.11	15.16	42.95	74.00	-15.89	107	55 Peak	Vertical
2	5469.50	56.67	13.40	43.27	68.20	-11.53	107	55 Peak <td>Vertical</td>	Vertical
3 *	5508.00	108.26	64.86	43.40	68.20	40.06	107	55 Peak <td>Vertical</td>	Vertical
4	5779.50	58.31	14.52	43.79	68.20	-9.89	107	55 Peak <td>Vertical</td>	Vertical

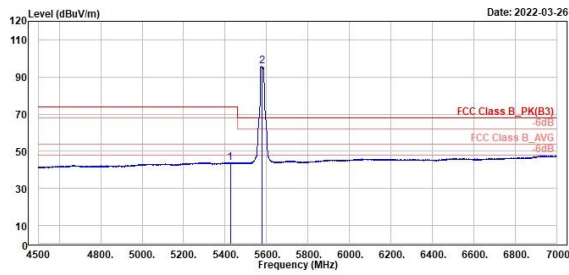
802.11a

CH 116 (Horizontal) Average

CH 116 (Vertical) Average



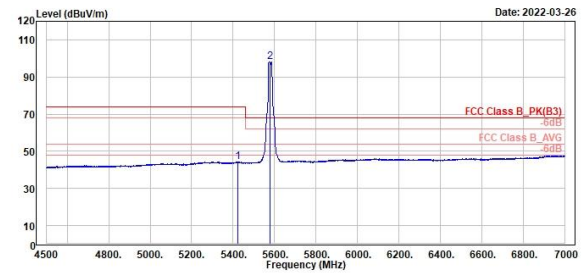
TÜV Rheinland Taiwan Ltd.
No. 458-18, Sec 2, Fenliao, Linkou Dist., New Taipei City 244, Taiwan(R.O.C.)
Tel: +886-2172-1000 Fax: +886-2172-1322



Peak	Freq (MHz)	Level (dBuV/m)	Read Level (dBuV)	Factor (dB/m)	Limit Line (dBuV/m)	Over Limit (dB)	APos (cm)	TPos (deg)	Remark	Pol/Phase	Note
1	5425.00	43.83	0.60	43.23	54.00	-10.17	160	318	Average	Horizontal	
2 *	5598.00	95.92	52.52	43.40	54.00	41.92	160	318	Average	Horizontal	



TÜV Rheinland Taiwan Ltd.
No. 458-18, Sec 2, Fenliao, Linkou Dist., New Taipei City 244, Taiwan(R.O.C.)
Tel: +886-2172-1000 Fax: +886-2172-1322



Peak	Freq (MHz)	Level (dBuV/m)	Read Level (dBuV)	Factor (dB/m)	Limit Line (dBuV/m)	Over Limit (dB)	APos (cm)	TPos (deg)	Remark	Pol/Phase	Note
1	5424.50	44.39	1.16	43.23	54.00	-9.61	187	55	Average	Vertical	
2 *	5598.00	98.32	54.92	43.40	54.00	44.32	187	55	Average	Vertical	

802.11a

CH 140 (Horizontal) Peak

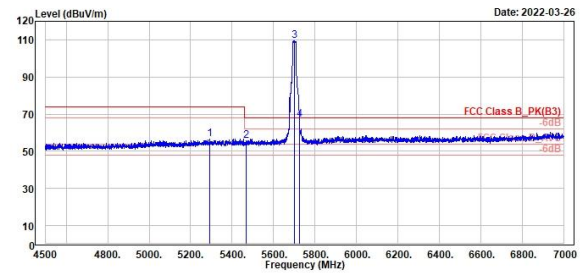
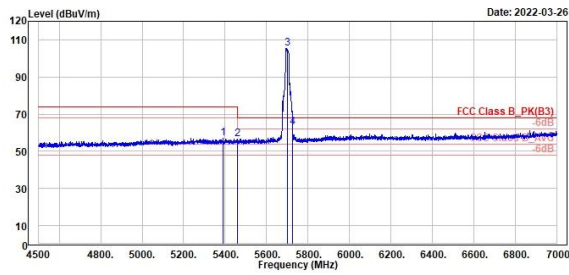
CH 140 (Vertical) Peak



TUV Rheinland Taiwan Ltd.
No. 458-18, Sec 2, Fenliao, Linkou Dist., New Taipei City 244, Taiwan(R.O.C.)
Tel: +886-2172-1000 Fax: +886-2172-1322



TUV Rheinland Taiwan Ltd.
No. 458-18, Sec 2, Fenliao, Linkou Dist., New Taipei City 244, Taiwan(R.O.C.)
Tel: +886-2172-1000 Fax: +886-2172-1322



	Freq	Level	Read	Limit	Over	APos	TPos	Remark	Pol/Phase	Note
	MHz	dBuV/m	dBuV	dB/m	dBuV/m	dB	cm	deg		
1	5389.50	57.96	13.90	43.16	74.00	-16.94	341	334	Peak	Horizontal
2	5461.00	56.37	13.11	43.26	68.20	-11.83	341	334	Peak	Horizontal
3 *	5700.00	105.39	61.73	43.66	68.20	37.19	341	334	Peak	Horizontal
4 !	5725.00	63.19	19.50	43.69	68.20	-5.01	341	334	Peak	Horizontal

	Freq	Level	Read	Limit	Over	APos	TPos	Remark	Pol/Phase	Note
	MHz	dBuV/m	dBuV	dB/m	dBuV/m	dB	cm	deg		
1	5293.50	56.65	13.72	42.93	74.00	-17.35	177	48	Peak	Vertical
2	5466.50	55.66	12.39	43.27	68.20	-12.54	177	48	Peak	Vertical
3 *	5700.00	109.51	65.85	43.66	68.20	41.31	177	48	Peak	Vertical
4 !	5725.00	66.93	23.24	43.69	68.20	-1.27	177	48	Peak	Vertical

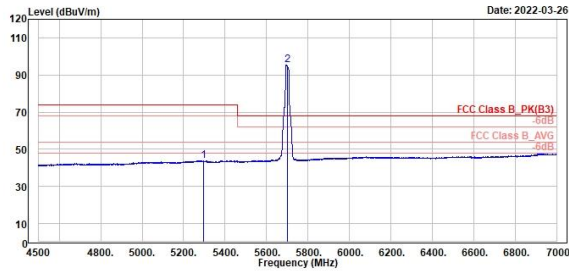
802.11a

CH 140 (Horizontal) Average

CH 140 (Vertical) Average



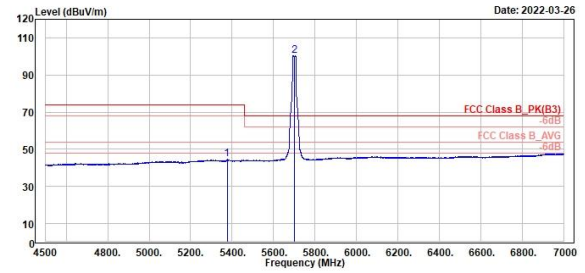
TUV Rheinland Taiwan Ltd.
No. 458-18, Sec 2, Fenliao, Linkou Dist., New Taipei City 244, Taiwan(R.O.C.)
Tel: +886-2172-1000 Fax: +886-2172-1322



Freq	Level	Read Level	Factor	Limit Line	Over Limit	APos	TPos	Remark	Pol/Phase	Note
MHz	dBuV/m	dBuV	dB/m	dBuV/m	dB	cm	deg			
1	5295.58	43.91	0.98	42.93	54.00	-10.09	341	334 Average	Horizontal	
2 *	5700.00	95.58	51.92	43.66	54.00	41.58	341	334 Average	Horizontal	



TUV Rheinland Taiwan Ltd.
No. 458-18, Sec 2, Fenliao, Linkou Dist., New Taipei City 244, Taiwan(R.O.C.)
Tel: +886-2172-1000 Fax: +886-2172-1322



Freq	Level	Read Level	Factor	Limit Line	Over Limit	APos	TPos	Remark	Pol/Phase	Note
MHz	dBuV/m	dBuV	dB/m	dBuV/m	dB	cm	deg			
1	5376.00	44.61	1.52	43.09	54.00	-9.39	177	48 Average	Vertical	
2 *	5700.00	100.24	56.58	43.66	54.00	46.24	177	48 Average	Vertical	

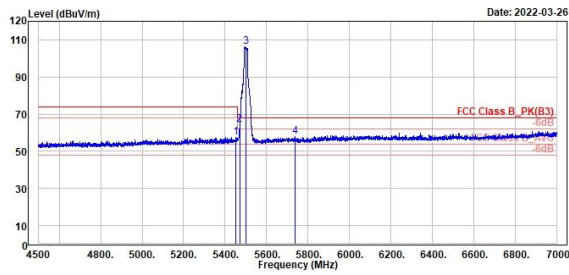
802.11ac VHT20

CH 100 (Horizontal) Peak

CH 100 (Vertical) Peak



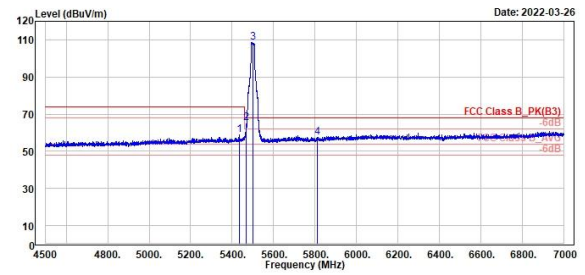
TUV Rheinland Taiwan Ltd.
No. 458-18, Sec 2, Fenliao, Linkou Dist., New Taipei City 244, Taiwan(R.O.C.)
Tel: +886-2172-1000 Fax: +886-2172-1322



	Freq	Level	Read	Limit	Over	APos	TPos	Remark	Pol/Phase	Note
	MHz	dBuV/m	dBuV	dB/m	dBuV/m	dB	cm	deg		
1	5452.58	57.71	14.46	43.25	74.00	-16.29	100	321 Peak	Horizontal	
2	5470.00	64.21	20.94	43.27	65.20	-3.99	100	321 Peak	Horizontal	
3	5508.00	106.14	62.85	43.29	68.20	37.94	100	321 Peak	Horizontal	
4	5738.00	57.88	14.18	43.70	68.20	-10.32	100	321 Peak	Horizontal	



TUV Rheinland Taiwan Ltd.
No. 458-18, Sec 2, Fenliao, Linkou Dist., New Taipei City 244, Taiwan(R.O.C.)
Tel: +886-2172-1000 Fax: +886-2172-1322



	Freq	Level	Read	Limit	Over	APos	TPos	Remark	Pol/Phase	Note
	MHz	dBuV/m	dBuV	dB/m	dBuV/m	dB	cm	deg		
1	5433.50	58.84	15.68	43.24	74.00	-15.16	176	47 Peak	Vertical	
2	5469.50	65.89	21.62	43.27	65.20	-3.11	176	47 Peak	Vertical	
3	5508.00	108.47	65.18	43.29	68.20	40.27	176	47 Peak	Vertical	
4	5811.50	57.69	13.81	43.88	68.20	-10.51	176	47 Peak	Vertical	

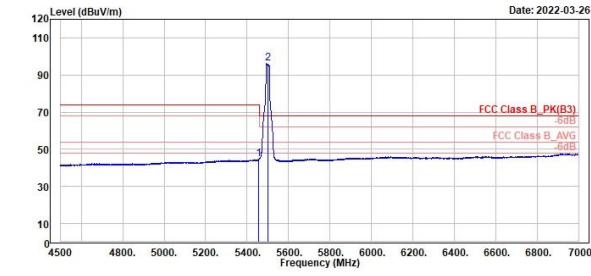
802.11ac VHT20

CH 100 (Horizontal) Average

CH 100 (Vertical) Average



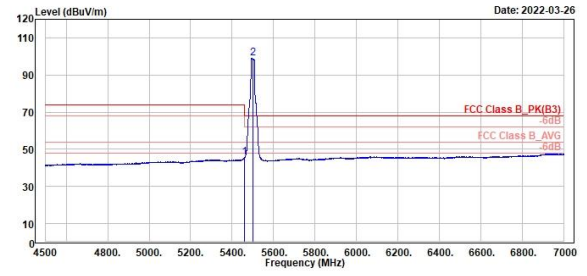
TUV Rheinland Taiwan Ltd.
No. 458-18, Sec 2, Fenliao, Linkou Dist., New Taipei City 244, Taiwan(R.O.C.)
Tel: +886-2172-1000 Fax: +886-2172-1322



Freq	Level	Read Level	Factor	Limit Line	Over Limit	APos	TPos	Remark	Pol/Phase	Note
MHz	dBuV/m	dBuV	dB/m	dBuV/m	dB	cm	deg			
1	5456.58	44.71	1.45	43.26	54.00	-9.29	100	321 Average	Horizontal	
2 *	5598.00	95.19	52.90	43.29	54.00	42.19	100	321 Average	Horizontal	



TUV Rheinland Taiwan Ltd.
No. 458-18, Sec 2, Fenliao, Linkou Dist., New Taipei City 244, Taiwan(R.O.C.)
Tel: +886-2172-1000 Fax: +886-2172-1322



Freq	Level	Read Level	Factor	Limit Line	Over Limit	APos	TPos	Remark	Pol/Phase	Note
MHz	dBuV/m	dBuV	dB/m	dBuV/m	dB	cm	deg			
1	5468.00	45.57	2.31	43.26	54.00	-8.43	176	47 Average	Vertical	
2 *	5598.00	99.00	55.71	43.29	54.00	45.00	176	47 Average	Vertical	

802.11ac VHT20

CH 116 (Horizontal) Peak

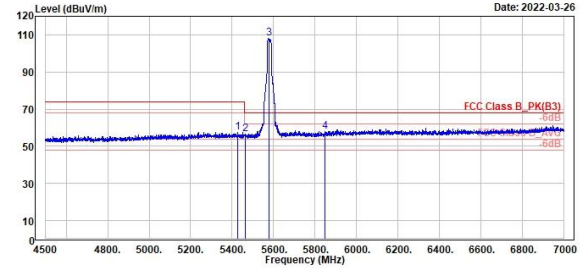
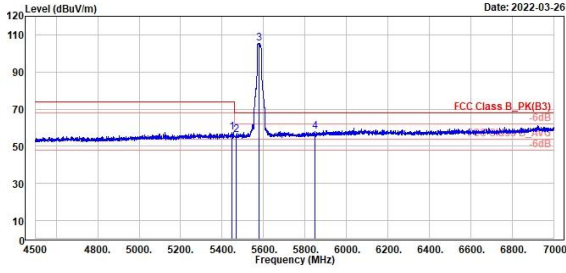
CH 116 (Vertical) Peak



TUV Rheinland Taiwan Ltd.
No. 458-18, Sec 2, Fenliao, Linkou Dist., New Taipei City 244, Taiwan(R.O.C.)
Tel: +886-2172-1000 Fax: +886-2172-1322



TUV Rheinland Taiwan Ltd.
No. 458-18, Sec 2, Fenliao, Linkou Dist., New Taipei City 244, Taiwan(R.O.C.)
Tel: +886-2172-1000 Fax: +886-2172-1322



	Freq	Level	Read	Limit	Over	APos	TPos	Remark	Pol/Phase	Note
	MHz	dBuV/m	dBuV	dB/m	dBuV/m	dB	cm	deg		
1	5448.00	57.38	14.13	43.25	74.00	-16.62	140	327	Peak	Horizontal
2	5468.50	56.04	12.77	43.27	68.20	-12.16	140	327	Peak	Horizontal
3 *	5598.00	105.60	62.20	43.40	68.20	37.40	140	327	Peak	Horizontal
4	5848.50	58.01	14.02	43.99	68.20	-10.19	140	327	Peak	Horizontal

	Freq	Level	Read	Limit	Over	APos	TPos	Remark	Pol/Phase	Note
	MHz	dBuV/m	dBuV	dB/m	dBuV/m	dB	cm	deg		
1	5427.00	57.71	14.48	43.23	74.00	-16.29	107	3	Peak	Vertical
2	5463.00	56.53	13.27	43.26	68.20	-11.67	107	3	Peak	Vertical
3 *	5598.00	108.01	64.61	43.40	68.20	39.81	107	3	Peak	Vertical
4	5849.50	58.03	14.04	43.99	68.20	-10.17	107	3	Peak	Vertical

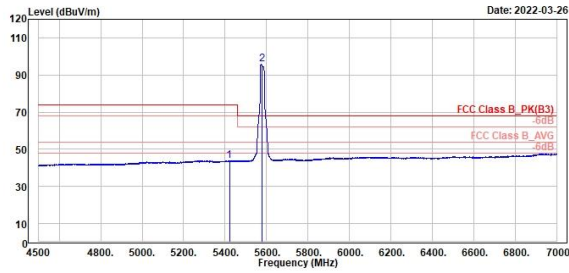
802.11ac VHT20

CH 116 (Horizontal) Average

CH 116 (Vertical) Average



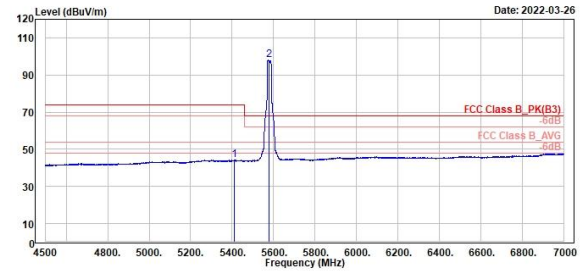
TUV Rheinland Taiwan Ltd.
No. 458-18, Sec 2, Fenliao, Linkou Dist., New Taipei City 244, Taiwan(R.O.C.)
Tel: +886-2172-1000 Fax: +886-2172-1322



Freq	Level	Read Level	Factor	Limit Line	Over Limit	APos	TPos	Remark	Pol/Phase	Note
MHz	dBuV/m	dBuV	dB/m	dBuV/m	dB	cm	deg			
1	5421.00	43.87	0.64	43.23	54.00	-10.13	140	327 Average	Horizontal	
2 *	5580.00	95.65	52.25	43.40	54.00	41.65	140	327 Average	Horizontal	



TUV Rheinland Taiwan Ltd.
No. 458-18, Sec 2, Fenliao, Linkou Dist., New Taipei City 244, Taiwan(R.O.C.)
Tel: +886-2172-1000 Fax: +886-2172-1322



Freq	Level	Read Level	Factor	Limit Line	Over Limit	APos	TPos	Remark	Pol/Phase	Note
MHz	dBuV/m	dBuV	dB/m	dBuV/m	dB	cm	deg			
1	5412.50	44.30	1.08	43.22	54.00	-9.70	187	3 Average	Vertical	
2 *	5580.00	97.94	54.54	43.40	54.00	43.94	187	3 Average	Vertical	

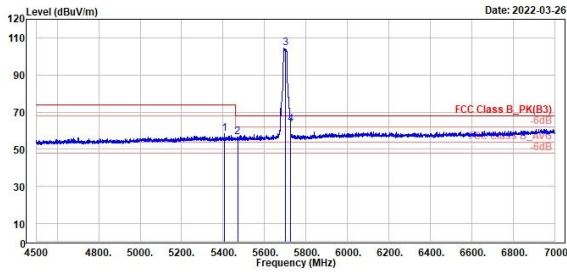
802.11ac VHT20

CH 140 (Horizontal) Peak

CH 140 (Vertical) Peak



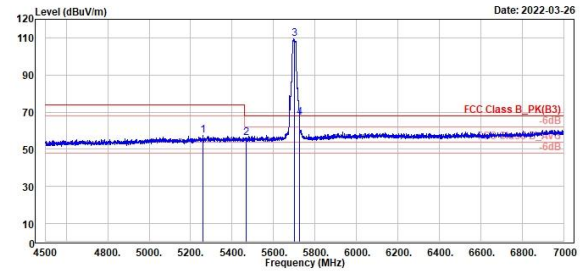
TUV Rheinland Taiwan Ltd.
No. 458-18, Sec 2, Fenliao, Linkou Dist., New Taipei City 244, Taiwan(R.O.C.)
Tel: +886-2172-1000 Fax: +886-2172-1322



Peak	Freq	Level	Read Level	Factor	Limit Line	Over Limit	APos	TPos	Remark	Pol/Phase	Note
	MHz	dBuV/m	dBuV	dB/m	dBuV/m	dB	cm	deg			
1	5487.58	58.49	15.27	43.22	74.00	-15.51	337	331	Peak	Horizontal	
2	5470.00	55.37	13.10	43.27	68.20	-11.83	337	331	Peak	Horizontal	
3 *	5700.00	104.27	60.61	43.66	68.20	36.07	337	331	Peak	Horizontal	
4 !	5725.00	63.32	19.63	43.69	68.20	-4.88	337	331	Peak	Horizontal	



TUV Rheinland Taiwan Ltd.
No. 458-18, Sec 2, Fenliao, Linkou Dist., New Taipei City 244, Taiwan(R.O.C.)
Tel: +886-2172-1000 Fax: +886-2172-1322



Peak	Freq	Level	Read Level	Factor	Limit Line	Over Limit	APos	TPos	Remark	Pol/Phase	Note
	MHz	dBuV/m	dBuV	dB/m	dBuV/m	dB	cm	deg			
1	5259.00	57.58	14.61	42.97	74.00	-16.42	193	48	Peak	Vertical	
2	5469.50	56.31	13.04	43.27	68.20	-11.89	193	48	Peak	Vertical	
3 *	5700.00	109.47	65.81	43.66	68.20	41.27	193	48	Peak	Vertical	
4 !	5725.00	66.90	23.21	43.69	68.20	-1.30	193	48	Peak	Vertical	

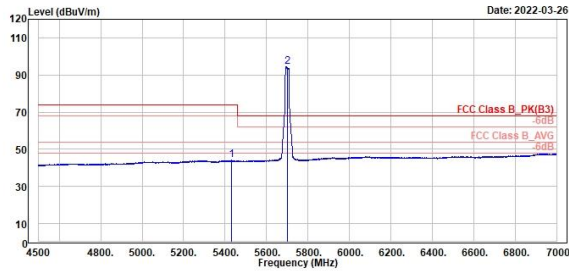
802.11ac VHT20

CH 140 (Horizontal) Average

CH 140 (Vertical) Average



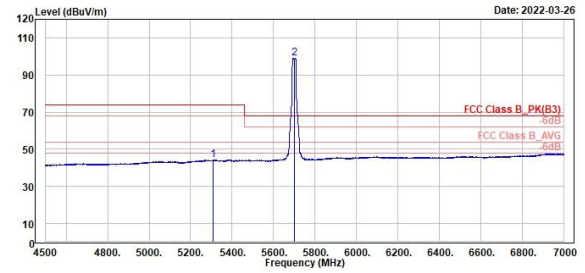
TUV Rheinland Taiwan Ltd.
No. 458-18, Sec 2, Fenliao, Linkou Dist., New Taipei City 244, Taiwan(R.O.C.)
Tel: +886-2172-1000 Fax: +886-2172-1322



Freq	Level	Read Level	Factor	Limit Line	Over Limit	APos	TPos	Remark	Pol/Phase	Note
MHz	dBuV/m	dBuV	dB/m	dBuV/m	dB	cm	deg			
1	5432.58	44.16	0.92	43.24	54.00	-9.84	337	331 Average	Horizontal	
2 *	5700.00	94.64	50.90	43.66	54.00	40.64	337	331 Average	Horizontal	



TUV Rheinland Taiwan Ltd.
No. 458-18, Sec 2, Fenliao, Linkou Dist., New Taipei City 244, Taiwan(R.O.C.)
Tel: +886-2172-1000 Fax: +886-2172-1322



Freq	Level	Read Level	Factor	Limit Line	Over Limit	APos	TPos	Remark	Pol/Phase	Note
MHz	dBuV/m	dBuV	dB/m	dBuV/m	dB	cm	deg			
1	5318.00	44.32	1.39	42.93	54.00	-9.68	193	48 Average	Vertical	
2 *	5700.00	99.28	55.54	43.66	54.00	45.28	193	48 Average	Vertical	

802.11ac VHT40

CH 102 (Horizontal) Peak

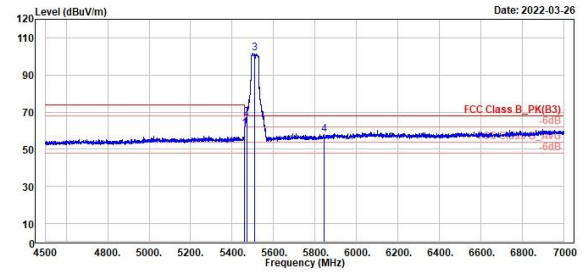
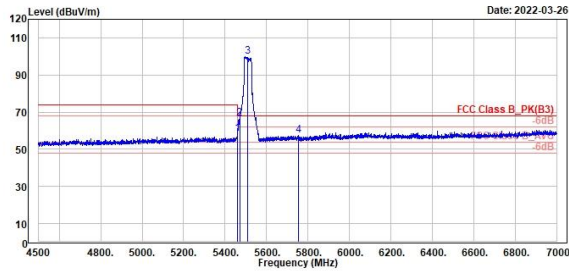
CH 102 (Vertical) Peak



TUV Rheinland Taiwan Ltd.
No. 458-18, Sec 2, Fenliao, Linkou Dist., New Taipei City 244, Taiwan(R.O.C.)
Tel: +886-2172-1000 Fax: +886-2172-1322



TUV Rheinland Taiwan Ltd.
No. 458-18, Sec 2, Fenliao, Linkou Dist., New Taipei City 244, Taiwan(R.O.C.)
Tel: +886-2172-1000 Fax: +886-2172-1322



	Freq	Level	Read	Limit	Over	APos	TPos	Remark	Pol/Phase	Note
	MHz	dBuV/m	dBuV	dB/m	dBuV/m	dB	cm	deg		
1	5459.58	58.57	15.31	43.26	74.00	-15.43	100	320	Peak	Horizontal
2	5470.00	65.79	23.52	43.27	65.20	-1.41	100	320	Peak	Horizontal
3 *	5518.00	100.04	56.72	43.32	68.20	31.84	100	320	Peak	Horizontal
4	5756.00	57.52	13.80	43.72	68.20	-10.68	100	320	Peak	Horizontal

	Freq	Level	Read	Limit	Over	APos	TPos	Remark	Pol/Phase	Note
	MHz	dBuV/m	dBuV	dB/m	dBuV/m	dB	cm	deg		
1	5460.00	61.30	18.04	43.26	68.20	-6.90	113	1	Peak	Vertical
2	5470.00	66.96	23.69	43.27	68.20	-1.24	113	1	Peak	Vertical
3 *	5518.00	101.77	56.45	43.32	68.20	33.57	113	1	Peak	Vertical
4	5842.50	57.88	13.91	43.97	68.20	-10.32	113	1	Peak	Vertical

802.11ac VHT40

CH 102 (Horizontal) Average

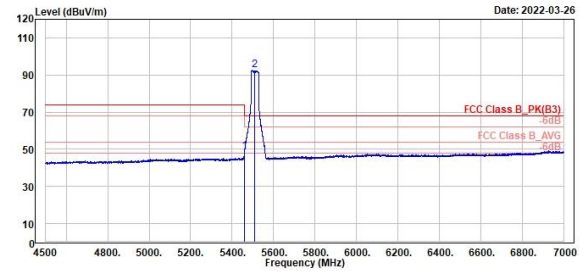
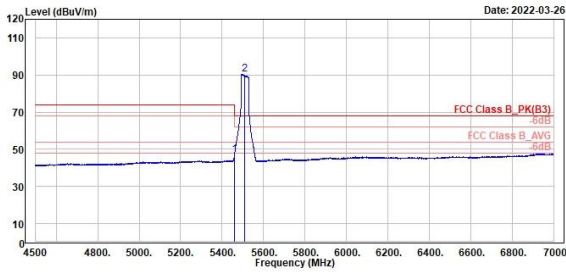
CH 102 (Vertical) Average



TUV Rheinland Taiwan Ltd.
No. 458-18, Sec 2, Fenliao, Linkou Dist., New Taipei City 244, Taiwan(R.O.C.)
Tel: +886-2172-1000 Fax: +886-2172-1322



TUV Rheinland Taiwan Ltd.
No. 458-18, Sec 2, Fenliao, Linkou Dist., New Taipei City 244, Taiwan(R.O.C.)
Tel: +886-2172-1000 Fax: +886-2172-1322



Freq	Level	Read Level	Factor	Limit Line	Over Limit	APos	TPos	Remark	Pol/Phase	Note
MHz	dBuV/m	dBuV	dB/m	dBuV/m	dB	cm	deg			
1	5468.00	47.00	3.74	43.26	54.00	-7.00	100	320 Average	Horizontal	
2 *	5518.00	90.47	47.15	43.32	54.00	36.47	100	320 Average	Horizontal	

Freq	Level	Read Level	Factor	Limit Line	Over Limit	APos	TPos	Remark	Pol/Phase	Note
MHz	dBuV/m	dBuV	dB/m	dBuV/m	dB	cm	deg			
1	5468.00	48.81	5.55	43.26	54.00	-5.19	113	1 Average	Vertical	
2 *	5518.00	92.56	49.24	43.32	54.00	38.56	113	1 Average	Vertical	

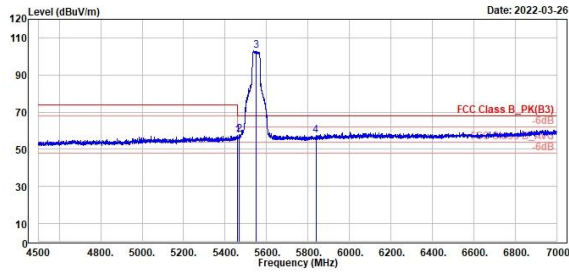
802.11ac VHT40

CH 110 (Horizontal) Peak

CH 110 (Vertical) Peak



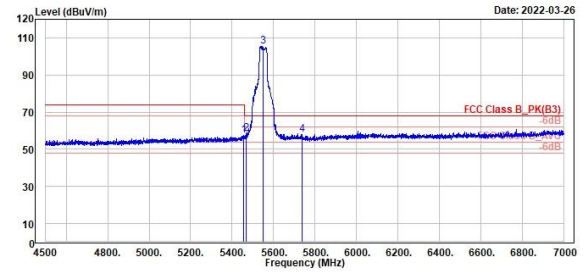
TUV Rheinland Taiwan Ltd.
No. 458-18, Sec 2, Fenliao, Linkou Dist., New Taipei City 244, Taiwan(R.O.C.)
Tel: +886-2172-1000 Fax: +886-2172-1322



	Freq	Level	Read	Limit	Over	APos	TPos	Remark	Pol/Phase	Note
	MHz	dBuV/m	dBuV	dB/m	dBuV/m	dB	cm	deg		
1	5459.58	57.55	14.29	43.26	74.00	-16.45	107	319	Peak	Horizontal
2	5468.58	58.00	14.73	43.27	68.20	-10.20	107	319	Peak	Horizontal
3 *	5558.00	103.21	59.77	43.44	68.20	35.01	107	319	Peak	Horizontal
4	5838.00	57.58	13.62	43.96	68.20	-10.62	107	319	Peak	Horizontal



TUV Rheinland Taiwan Ltd.
No. 458-18, Sec 2, Fenliao, Linkou Dist., New Taipei City 244, Taiwan(R.O.C.)
Tel: +886-2172-1000 Fax: +886-2172-1322



	Freq	Level	Read	Limit	Over	APos	TPos	Remark	Pol/Phase	Note
	MHz	dBuV/m	dBuV	dB/m	dBuV/m	dB	cm	deg		
1	5457.50	57.32	14.06	43.26	74.00	-16.68	100	2	Peak	Vertical
2	5467.00	58.59	15.32	43.27	68.20	-9.61	100	2	Peak	Vertical
3 *	5558.00	105.42	61.98	43.44	68.20	37.22	100	2	Peak	Vertical
4	5738.50	57.89	14.19	43.78	68.20	-10.31	100	2	Peak	Vertical

802.11ac VHT40

CH 110 (Horizontal) Average

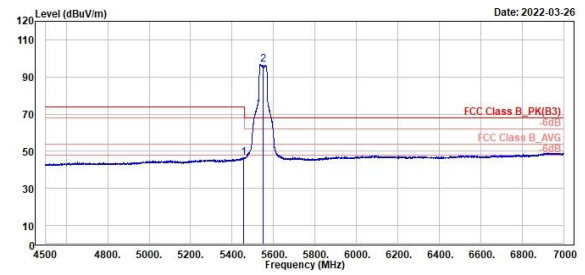
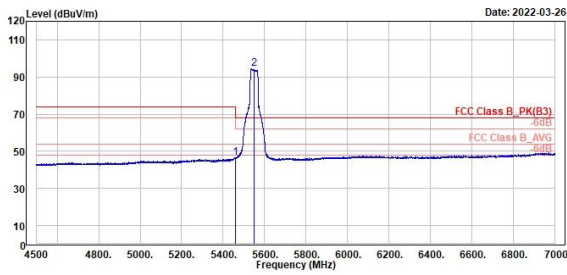
CH 110 (Vertical) Average



TUV Rheinland Taiwan Ltd.
No. 458-18, Sec 2, Fenliao, Linkou Dist., New Taipei City 244, Taiwan(R.O.C.)
Tel: +886-2172-1000 Fax: +886-2172-1322



TUV Rheinland Taiwan Ltd.
No. 458-18, Sec 2, Fenliao, Linkou Dist., New Taipei City 244, Taiwan(R.O.C.)
Tel: +886-2172-1000 Fax: +886-2172-1322



Freq	Level	Read Level	Factor	Limit Line	Over Limit	APos	TPos	Remark	Pol/Phase	Note
MHz	dBuV/m	dBuV	dB/m	dBuV/m	dB	cm	deg			
1	5458.58	46.52	3.26	43.26	54.00	-7.48	107	319 Average	Horizontal	
2 *	5558.00	94.35	50.91	43.44	54.00	40.35	107	319 Average	Horizontal	

Freq	Level	Read Level	Factor	Limit Line	Over Limit	APos	TPos	Remark	Pol/Phase	Note
MHz	dBuV/m	dBuV	dB/m	dBuV/m	dB	cm	deg			
1	5458.00	46.57	3.31	43.26	54.00	-7.43	100	2 Average	Vertical	
2 *	5558.00	96.76	53.32	43.44	54.00	42.76	100	2 Average	Vertical	

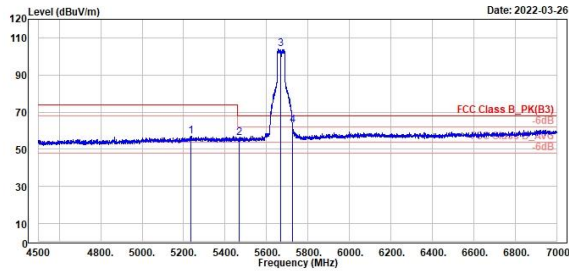
802.11ac VHT40

CH 134 (Horizontal) Peak

CH 134 (Vertical) Peak



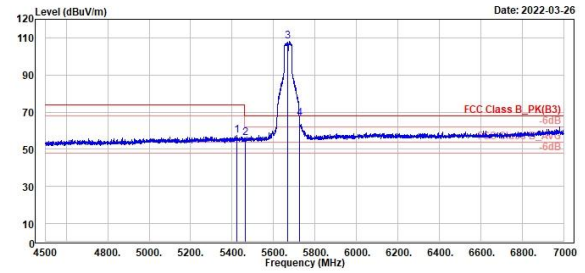
TUV Rheinland Taiwan Ltd.
No. 458-18, Sec 2, Fenliiao, Linkou Dist., New Taipei City 244, Taiwan(R.O.C.)
Tel: +886-2172-1000 Fax: +886-2172-1322



	Freq	Level	Read	Limit	Over	APos	TPos	Remark	Pol/Phase	Note
	MHz	dBuV/m	dBuV	dB/m	dBuV/m	dB	cm	deg		
1	5334.00	56.99	13.90	43.00	74.00	-17.10	100	319 Peak	Horizontal	
2	5466.50	55.91	12.64	43.27	68.20	-12.29	100	319 Peak	Horizontal	
3 *	5678.00	103.92	60.40	43.52	68.20	35.72	100	319 Peak	Horizontal	
4 !	5726.00	62.90	19.21	43.69	68.20	-5.30	100	319 Peak	Horizontal	



TUV Rheinland Taiwan Ltd.
No. 458-18, Sec 2, Fenliiao, Linkou Dist., New Taipei City 244, Taiwan(R.O.C.)
Tel: +886-2172-1000 Fax: +886-2172-1322



	Freq	Level	Read	Limit	Over	APos	TPos	Remark	Pol/Phase	Note
	MHz	dBuV/m	dBuV	dB/m	dBuV/m	dB	cm	deg		
1	5423.50	57.29	14.06	43.23	74.00	-16.71	100	4 Peak	Vertical	
2	5464.50	56.31	13.05	43.26	68.20	-11.89	100	4 Peak	Vertical	
3 *	5678.00	107.98	64.46	43.52	68.20	39.78	100	4 Peak	Vertical	
4 !	5725.00	66.52	22.83	43.69	68.20	-1.68	100	4 Peak	Vertical	

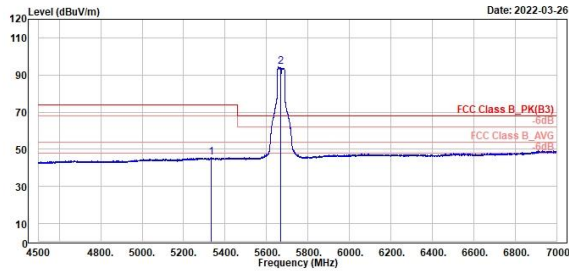
802.11ac VHT40

CH 134 (Horizontal) Average

CH 134 (Vertical) Average



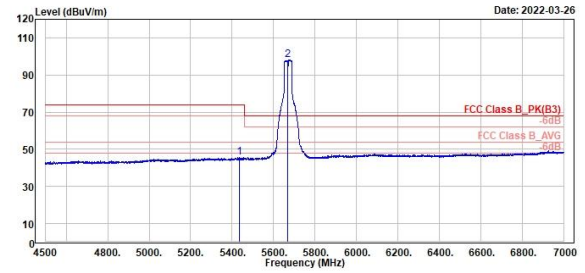
TUV Rheinland Taiwan Ltd.
No. 438-18, Sec 2, Fenliao, Linkou Dist., New Taipei City 244, Taiwan(R.O.C.)
Tel: +886-2172-1000 Fax: +886-2172-1322



Freq	Level	Read Level	Factor	Limit Line	Over Limit	APos	TPos	Remark	Pol/Phase	Note
MHz	dBuV/m	dBuV	dB/m	dBuV/m	dB	cm	deg			
1	5334.00	45.62	2.67	42.95	54.00	-8.38	100	319 Average	Horizontal	
2 *	5678.00	94.37	50.65	43.52	54.00	40.37	100	319 Average	Horizontal	



TUV Rheinland Taiwan Ltd.
No. 438-18, Sec 2, Fenliao, Linkou Dist., New Taipei City 244, Taiwan(R.O.C.)
Tel: +886-2172-1000 Fax: +886-2172-1322



Freq	Level	Read Level	Factor	Limit Line	Over Limit	APos	TPos	Remark	Pol/Phase	Note
MHz	dBuV/m	dBuV	dB/m	dBuV/m	dB	cm	deg			
1	5434.00	45.48	2.24	43.24	54.00	-8.52	100	4 Average	Vertical	
2 *	5678.00	98.29	54.77	43.52	54.00	44.29	100	4 Average	Vertical	

802.11ac VHT80

CH 106 (Horizontal) Peak

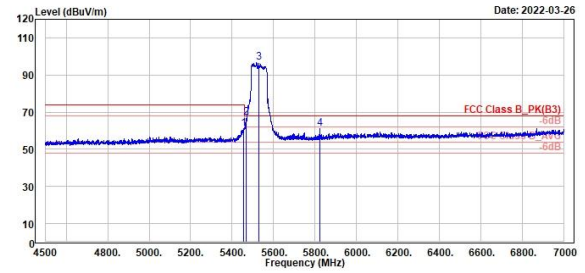
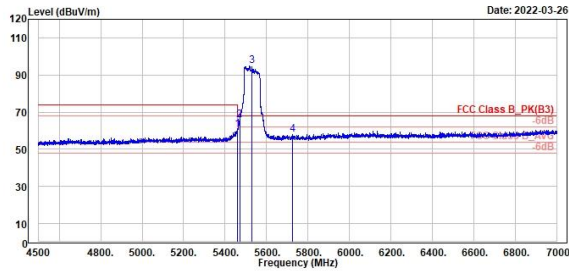
CH 106 (Vertical) Peak



TUV Rheinland Taiwan Ltd.
No. 458-18, Sec 2, Fenliao, Linkou Dist., New Taipei City 244, Taiwan(R.O.C.)
Tel: +886-2172-1000 Fax: +886-2172-1322



TUV Rheinland Taiwan Ltd.
No. 458-18, Sec 2, Fenliao, Linkou Dist., New Taipei City 244, Taiwan(R.O.C.)
Tel: +886-2172-1000 Fax: +886-2172-1322



	Freq	Level	Read	Limit	Over	APos	TPos	Remark	Pol/Phase	Note
	MHz	dBuV/m	dBuV	dB/m	dBuV/m	dB	cm	deg		
1	5468.00	68.73	17.47	43.26	68.20	-7.47	100	315	Peak	Horizontal
2	5470.00	65.79	22.52	43.27	68.20	-2.41	100	315	Peak	Horizontal
3	5538.00	95.07	51.69	43.38	68.20	26.87	100	315	Peak	Horizontal
4	5726.00	57.97	14.28	43.69	68.20	-10.23	100	315	Peak	Horizontal

	Freq	Level	Read	Limit	Over	APos	TPos	Remark	Pol/Phase	Note
	MHz	dBuV/m	dBuV	dB/m	dBuV/m	dB	cm	deg		
1	5457.50	61.15	17.89	43.26	74.00	-12.85	100		1 Peak	Vertical
2	5469.50	67.13	23.86	43.27	68.20	-1.07	100		1 Peak	Vertical
3	5538.00	96.66	53.28	43.38	68.20	28.46	100		1 Peak	Vertical
4	5823.50	61.14	17.22	43.92	68.20	-7.06	100		1 Peak	Vertical

802.11ac VHT80

CH 106 (Horizontal) Average

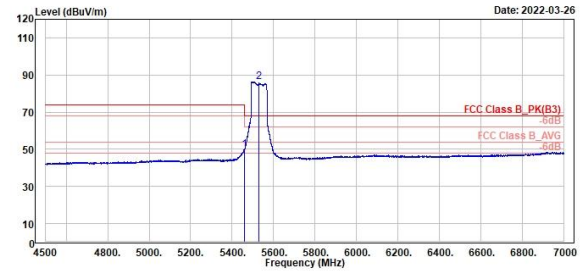
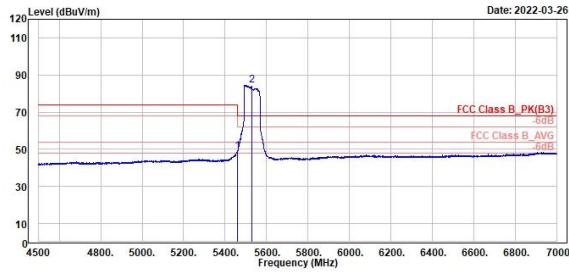
CH 106 (Vertical) Average



TUV Rheinland Taiwan Ltd.
No. 458-18, Sec 2, Fenliao, Linkou Dist., New Taipei City 244, Taiwan(R.O.C.)
Tel: +886-2172-1000 Fax: +886-2172-1322



TUV Rheinland Taiwan Ltd.
No. 458-18, Sec 2, Fenliao, Linkou Dist., New Taipei City 244, Taiwan(R.O.C.)
Tel: +886-2172-1000 Fax: +886-2172-1322



Freq	Level	Read Level	Factor	Limit Line	Over Limit	APos	TPos	Remark	Pol/Phase	Note
MHz	dBuV/m	dBuV	dB/m	dBuV/m	dB	cm	deg			
1 5459.00	48.84	5.58	43.26	54.00	-5.16	100	315	Average	Horizontal	
2 * 5530.00	84.53	41.15	43.38	54.00	30.53	100	315	Average	Horizontal	

Freq	Level	Read Level	Factor	Limit Line	Over Limit	APos	TPos	Remark	Pol/Phase	Note
MHz	dBuV/m	dBuV	dB/m	dBuV/m	dB	cm	deg			
1 5460.00	49.61	6.25	43.26	54.00	-4.39	100	1	Average	Vertical	
2 * 5530.00	66.28	42.82	43.38	54.00	32.28	100	1	Average	Vertical	

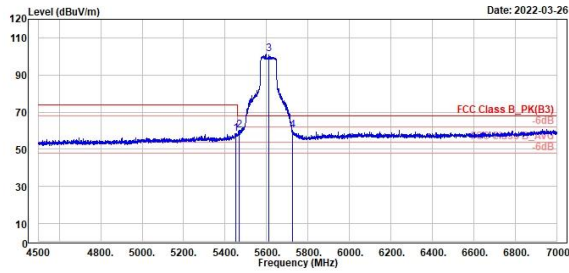
802.11ac VHT80

CH 122 (Horizontal) Peak

CH 122 (Vertical) Peak



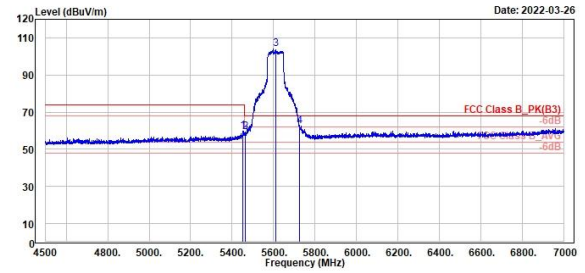
TUV Rheinland Taiwan Ltd.
No. 458-18, Sec 2, Fenliao, Linkou Dist., New Taipei City 244, Taiwan(R.O.C.)
Tel: +886-2172-1000 Fax: +886-2172-1322



	Freq	Level	Read	Limit	Over	APos	TPos	Remark	Pol/Phase	Note
	MHz	dBuV/m	dBuV	dB/m	dBuV/m	dB	cm	deg		
1	5451.00	58.61	15.36	43.25	74.00	-15.39	100	322 Peak	Horizontal	
2	5466.50	69.07	16.00	43.27	68.20	-8.13	100	322 Peak	Horizontal	
3 *	5618.00	101.38	57.99	43.39	68.20	33.18	100	322 Peak	Horizontal	
4	5725.50	60.24	16.55	43.69	68.20	-7.96	100	322 Peak	Horizontal	



TUV Rheinland Taiwan Ltd.
No. 458-18, Sec 2, Fenliao, Linkou Dist., New Taipei City 244, Taiwan(R.O.C.)
Tel: +886-2172-1000 Fax: +886-2172-1322



	Freq	Level	Read	Limit	Over	APos	TPos	Remark	Pol/Phase	Note
	MHz	dBuV/m	dBuV	dB/m	dBuV/m	dB	cm	deg		
1	5453.50	59.64	16.38	43.26	74.00	-14.36	100	3 Peak	Vertical	
2	5463.50	59.38	16.12	43.26	68.20	-8.82	100	3 Peak	Vertical	
3 *	5618.00	104.21	60.82	43.39	68.20	36.01	100	3 Peak	Vertical	
4 !	5727.00	62.34	18.65	43.69	68.20	-5.86	100	3 Peak	Vertical	

802.11ac VHT80

CH 122 (Horizontal) Average

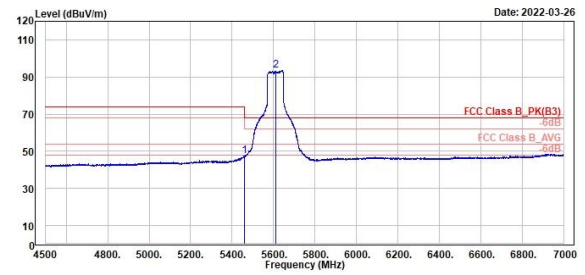
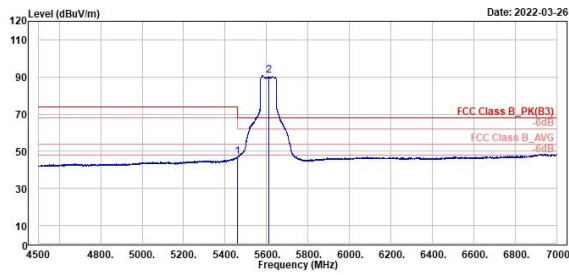
CH 122 (Vertical) Average



TUV Rheinland Taiwan Ltd.
No. 458-18, Sec 2, Fenliao, Linkou Dist., New Taipei City 244, Taiwan(R.O.C.)
Tel: +886-2172-1000 Fax: +886-2172-1322



TUV Rheinland Taiwan Ltd.
No. 458-18, Sec 2, Fenliao, Linkou Dist., New Taipei City 244, Taiwan(R.O.C.)
Tel: +886-2172-1000 Fax: +886-2172-1322



Peak	Freq	Level	Read Level	Factor	Limit Line	Over Limit	APos	TPos	Remark	Pol/Phase	Note
	MHz	dBuV/m	dBuV	dB/m	dBuV/m	dB	cm	deg			
1	5460.00	46.90	3.64	43.26	54.00	-7.10	100	322	Average	Horizontal	
2 *	5610.00	90.71	47.32	43.39	54.00	36.71	100	322	Average	Horizontal	

Peak	Freq	Level	Read Level	Factor	Limit Line	Over Limit	APos	TPos	Remark	Pol/Phase	Note
	MHz	dBuV/m	dBuV	dB/m	dBuV/m	dB	cm	deg			
1	5460.00	47.40	4.14	43.26	54.00	-6.60	100	3	Average	Vertical	
2 *	5610.00	93.55	50.16	43.39	54.00	39.55	100	3	Average	Vertical	