

Appendix C: Test Results of Radiation Spurious Emissions & Mains Conducted Emission for Scanning Mode

<Adapter>

Band Edges, 4.5~7GHz

U-NII-2A

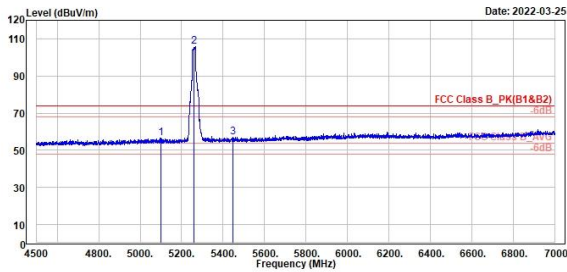
802.11a

CH 52 (Horizontal) Peak

CH 52 (Vertical) Peak



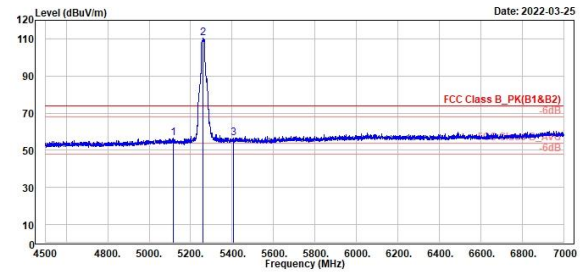
TUV Rheinland Taiwan Ltd.
No. 458-18, Sec 2, Fenliao, Linkou Dist., New Taipei City 244, Taiwan(R.O.C.)
Tel: +886-2172-1000 Fax: +886-2172-1322



Peak	Freq	Level	Read	Level	Factor	Limit	Over	APos	TPos	Remark	Pol/Phase	Note
	MHz	dBuV/m	dBuV	dB/m	dBuV/m	dB	dB	cm	deg			
1	5898.58	56.64	14.89	42.55	74.00	-17.36	397	318	318	Peak	Horizontal	
2 *	5268.00	105.78	62.73	42.97	74.00	31.78	397	318	318	Peak	Horizontal	
3	5446.58	57.08	13.83	43.25	74.00	-16.92	397	318	318	Peak	Horizontal	



TUV Rheinland Taiwan Ltd.
No. 458-18, Sec 2, Fenliao, Linkou Dist., New Taipei City 244, Taiwan(R.O.C.)
Tel: +886-2172-1000 Fax: +886-2172-1322



Peak	Freq	Level	Read	Level	Factor	Limit	Over	APos	TPos	Remark	Pol/Phase	Note
	MHz	dBuV/m	dBuV	dB/m	dBuV/m	dB	dB	cm	deg			
1	5117.00	56.44	13.77	42.67	74.00	-17.56	162	44	44	Peak	Vertical	
2 *	5268.00	110.64	67.67	42.97	74.00	36.64	162	44	44	Peak	Vertical	
3	5406.00	56.79	13.57	43.22	74.00	-17.21	162	44	44	Peak	Vertical	

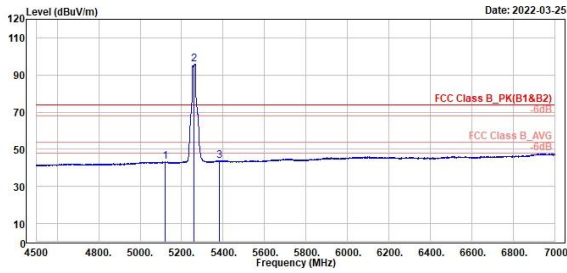
802.11a

CH 52 (Horizontal) Average

CH 52 (Vertical) Average



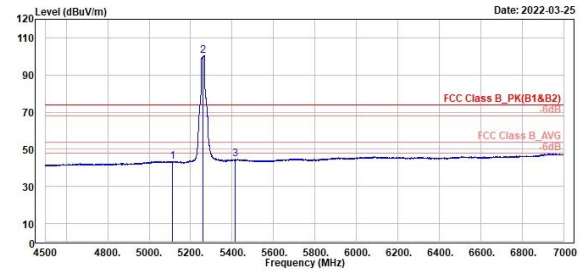
TUV Rheinland Taiwan Ltd.
No. 458-18, Sec 2, Fenliao, Linkou Dist., New Taipei City 244, Taiwan(R.O.C.)
Tel: +886-2172-1000 Fax: +886-2172-1322



1	2	3
5119.00	5269.00	5388.50
43.19	95.91	43.91
0.51	52.94	0.80
42.68	42.97	43.11
54.00	54.00	54.00
-10.81	-10.91	-10.09
397	397	397
318	318	318
Average	Average	Average
Horizontal	Horizontal	Horizontal



TUV Rheinland Taiwan Ltd.
No. 458-18, Sec 2, Fenliao, Linkou Dist., New Taipei City 244, Taiwan(R.O.C.)
Tel: +886-2172-1000 Fax: +886-2172-1322



1	2	3
5112.00	5269.00	5416.00
43.53	100.57	44.56
0.89	57.68	1.34
42.64	42.97	43.22
54.00	54.00	54.00
-10.47	-10.91	-9.44
162	162	162
44	44	44
Average	Average	Average
Vertical	Vertical	Vertical

802.11a

CH 60 (Horizontal) Peak

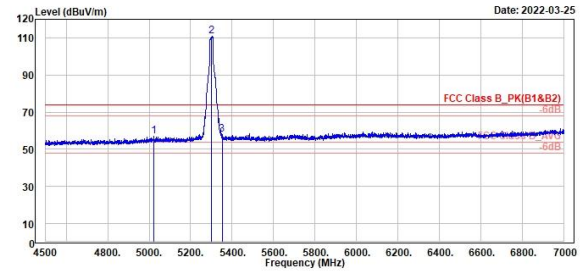
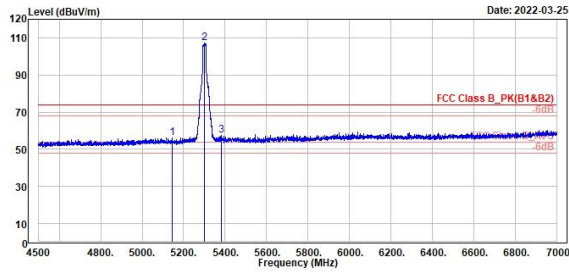
CH 60 (Vertical) Peak



TUV Rheinland Taiwan Ltd.
No. 458-18, Sec 2, Fenliao, Linkou Dist., New Taipei City 244, Taiwan(R.O.C.)
Tel: +886-2172-1000 Fax: +886-2172-1322



TUV Rheinland Taiwan Ltd.
No. 458-18, Sec 2, Fenliao, Linkou Dist., New Taipei City 244, Taiwan(R.O.C.)
Tel: +886-2172-1000 Fax: +886-2172-1322



Peak	Freq	Level	Read Level	Factor	Limit Line	Over Limit	APos	TPos	Remark	Pol/Phase	Note
	MHz	dBuV/m	dBuV	dB/m	dBuV/m	dB	cm	deg			
1	5146.58	56.26	13.39	42.87	74.00	-17.74	113	318	Peak	Horizontal	
2 *	5300.00	107.10	64.18	42.92	74.00	33.10	113	318	Peak	Horizontal	
3	5388.50	57.41	14.30	43.11	74.00	-16.59	113	318	Peak	Horizontal	

Peak	Freq	Level	Read Level	Factor	Limit Line	Over Limit	APos	TPos	Remark	Pol/Phase	Note
	MHz	dBuV/m	dBuV	dB/m	dBuV/m	dB	cm	deg			
1	5022.00	56.99	14.46	42.53	74.00	-17.01	160	46	Peak	Vertical	
2 *	5300.00	110.65	67.73	42.92	74.00	36.65	160	46	Peak	Vertical	
3	5351.50	57.77	14.79	42.98	74.00	-16.23	160	46	Peak	Vertical	

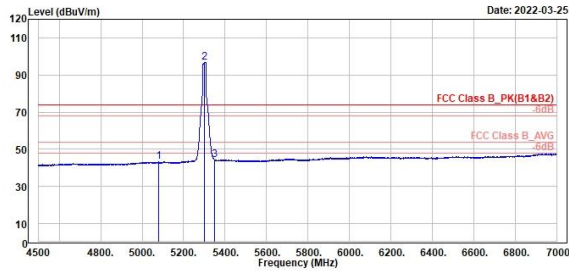
802.11a

CH 60 (Horizontal) Average

CH 60 (Vertical) Average



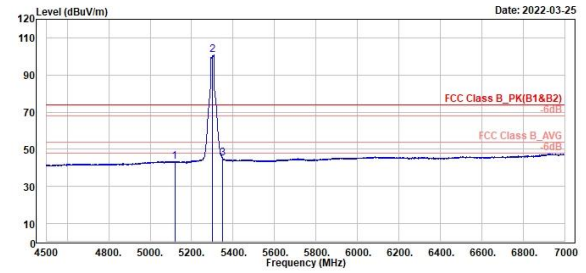
TUV Rheinland Taiwan Ltd.
No. 458-18, Sec 2, Fenliao, Linkou Dist., New Taipei City 244, Taiwan(R.O.C.)
Tel: +886-2172-1000 Fax: +886-2172-1322



1	2	3
5080.00	5350.00	5350.00
43.36	95.88	44.38
0.78	53.95	1.41
42.58	42.92	42.97
54.00	54.00	54.00
-10.64	42.88	-9.62
113	113	113
318	318	318
Average	Average	Average
Horizontal	Horizontal	Horizontal



TUV Rheinland Taiwan Ltd.
No. 458-18, Sec 2, Fenliao, Linkou Dist., New Taipei City 244, Taiwan(R.O.C.)
Tel: +886-2172-1000 Fax: +886-2172-1322



1	2	3
5118.50	5350.00	5350.50
43.54	100.68	45.08
0.86	57.75	2.11
42.68	42.92	42.97
54.00	54.00	54.00
-10.46	46.68	-8.92
160	160	160
46	46	46
Average	Average	Average
Vertical	Vertical	Vertical

802.11a

CH 64 (Horizontal) Peak

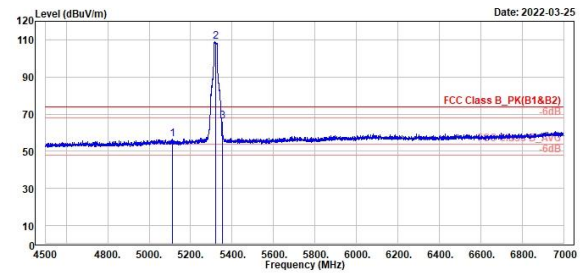
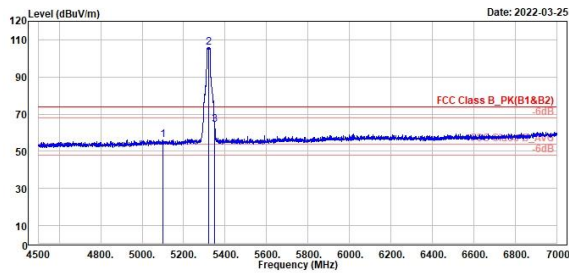
CH 64 (Vertical) Peak



TUV Rheinland Taiwan Ltd.
No. 458-18, Sec 2, Fenliao, Linkou Dist., New Taipei City 244, Taiwan(R.O.C.)
Tel: +886-2172-1000 Fax: +886-2172-1322



TUV Rheinland Taiwan Ltd.
No. 458-18, Sec 2, Fenliao, Linkou Dist., New Taipei City 244, Taiwan(R.O.C.)
Tel: +886-2172-1000 Fax: +886-2172-1322



Peak	Freq	Level	Read	Limit	Over	APos	TPos	Remark	Pol/Phase	Note
	MHz	dBuV/m	dBuV	dB/m	dBuV/m	dB	cm	deg		
1	5099.50	56.33	13.78	42.55	74.00	-17.67	104	316 Peak	Horizontal	
2	5320.00	105.93	62.99	42.94	74.00	31.93	104	316 Peak	Horizontal	
3	5350.00	64.53	21.56	42.97	74.00	-9.47	104	316 Peak	Horizontal	

Peak	Freq	Level	Read	Limit	Over	APos	TPos	Remark	Pol/Phase	Note
	MHz	dBuV/m	dBuV	dB/m	dBuV/m	dB	cm	deg		
1	5112.50	56.51	13.86	42.65	74.00	-17.49	161	48 Peak	Vertical	
2	5320.00	109.04	65.10	42.94	74.00	35.04	161	48 Peak	Vertical	
3	5352.00	66.22	23.24	42.98	74.00	-7.78	161	48 Peak	Vertical	

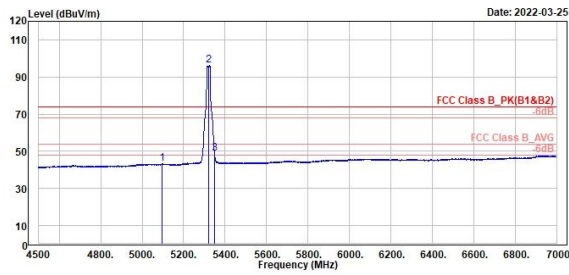
802.11a

CH 64 (Horizontal) Average

CH 64 (Vertical) Average



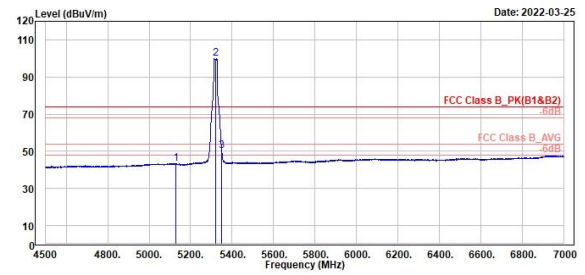
TUV Rheinland Taiwan Ltd.
No. 458-18, Sec 2, Fenliao, Linkou Dist., New Taipei City 244, Taiwan(R.O.C.)
Tel: +886-2172-1000 Fax: +886-2172-1322



1	2	3	Read Level	Level Factor	Limit Line	Over Limit	APos	TPos	Remark	Pol/Phase	Note
MHz	dBuV/m	dBuV	dB/m	dBuV/m	dB	cm	deg				
5097.50	43.16	0.60	42.56	54.00	-10.84	104	316	Average	Horizontal		
5320.00	96.05	53.11	42.94	54.00	42.05	104	316	Average	Horizontal		
5350.00	48.66	5.69	42.97	54.00	-5.34	104	316	Average	Horizontal		



TUV Rheinland Taiwan Ltd.
No. 458-18, Sec 2, Fenliao, Linkou Dist., New Taipei City 244, Taiwan(R.O.C.)
Tel: +886-2172-1000 Fax: +886-2172-1322



1	2	3	Read Level	Level Factor	Limit Line	Over Limit	APos	TPos	Remark	Pol/Phase	Note
MHz	dBuV/m	dBuV	dB/m	dBuV/m	dB	cm	deg				
5128.00	43.45	0.70	42.75	54.00	-10.55	161	48	Average	Vertical		
5320.00	99.04	56.00	42.94	54.00	45.04	161	48	Average	Vertical		
5350.00	50.31	7.34	42.97	54.00	-3.69	161	48	Average	Vertical		

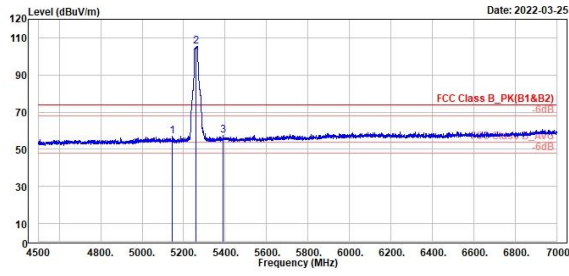
802.11ac VHT20

CH 52 (Horizontal) Peak

CH 52 (Vertical) Peak



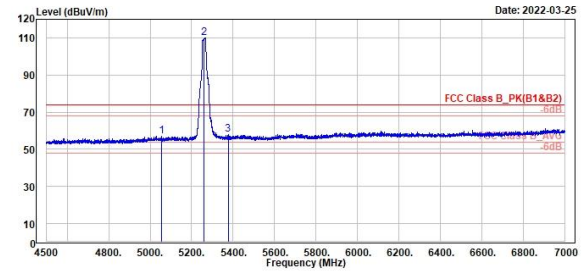
TUV Rheinland Taiwan Ltd.
No. 458-18, Sec 2, Fenliao, Linkou Dist., New Taipei City 244, Taiwan(R.O.C.)
Tel: +886-2172-1000 Fax: +886-2172-1322



Peak	Freq (MHz)	Level (dBuV/m)	Read Level (dBuV)	Factor (dB/m)	Limit Line (dBuV/m)	Over Limit (dB)	APos (cm)	TPos (deg)	Remark	Pol/Phase	Note
1	5143.58	56.92	14.07	42.85	74.00	-17.08	396	315	Peak	Horizontal	
2	5269.00	105.52	62.55	42.97	74.00	31.52	396	315	Peak	Horizontal	
3	5391.50	57.52	14.35	43.17	74.00	-16.48	396	315	Peak	Horizontal	



TUV Rheinland Taiwan Ltd.
No. 458-18, Sec 2, Fenliao, Linkou Dist., New Taipei City 244, Taiwan(R.O.C.)
Tel: +886-2172-1000 Fax: +886-2172-1322



Peak	Freq (MHz)	Level (dBuV/m)	Read Level (dBuV)	Factor (dB/m)	Limit Line (dBuV/m)	Over Limit (dB)	APos (cm)	TPos (deg)	Remark	Pol/Phase	Note
1	5055.00	57.03	14.42	42.61	74.00	-16.97	160	42	Peak	Vertical	
2	5269.00	110.14	67.17	42.97	74.00	36.14	160	42	Peak	Vertical	
3	5376.00	57.77	14.68	43.09	74.00	-16.23	160	42	Peak	Vertical	

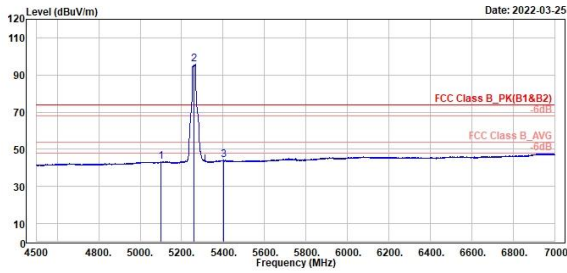
802.11ac VHT20

CH 52 (Horizontal) Average

CH 52 (Vertical) Average



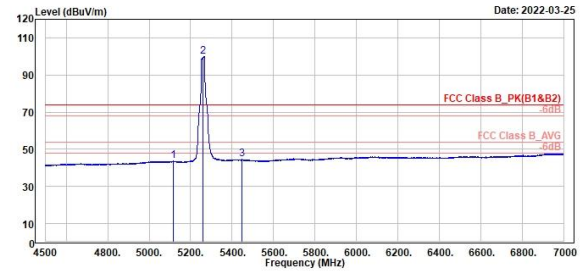
TUV Rheinland Taiwan Ltd.
No. 458-18, Sec 2, Fenliao, Linkou Dist., New Taipei City 244, Taiwan(R.O.C.)
Tel: +886-2172-1000 Fax: +886-2172-1322



1	2	3	Read Level	Factor	Limit Line	Over Limit	APos	TPos	Remark	Pol/Phase	Note
MHz	dBuV/m	dBuV	dB/m	dBuV/m	dB	cm	deg				
5099.00	43.47	0.92	42.55	54.00	-10.53	396	315	Average	Horizontal		
5269.00	95.69	52.72	42.97	54.00	41.69	396	315	Average	Horizontal		
5404.50	44.12	0.91	43.21	54.00	-9.88	396	315	Average	Horizontal		



TUV Rheinland Taiwan Ltd.
No. 458-18, Sec 2, Fenliao, Linkou Dist., New Taipei City 244, Taiwan(R.O.C.)
Tel: +886-2172-1000 Fax: +886-2172-1322



1	2	3	Read Level	Factor	Limit Line	Over Limit	APos	TPos	Remark	Pol/Phase	Note
MHz	dBuV/m	dBuV	dB/m	dBuV/m	dB	cm	deg				
5115.00	43.58	0.91	42.67	54.00	-10.42	160	42	Average	Vertical		
5269.00	100.06	57.09	42.97	54.00	46.06	160	42	Average	Vertical		
5447.00	44.49	1.24	43.25	54.00	-9.51	160	42	Average	Vertical		

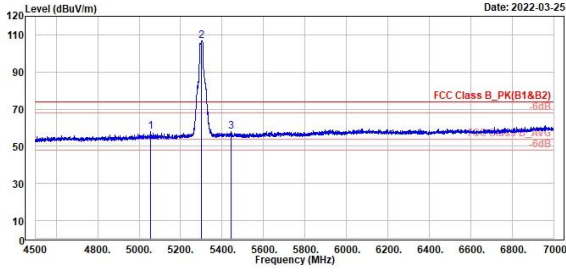
802.11ac VHT20

CH 60 (Horizontal) Peak

CH 60 (Vertical) Peak



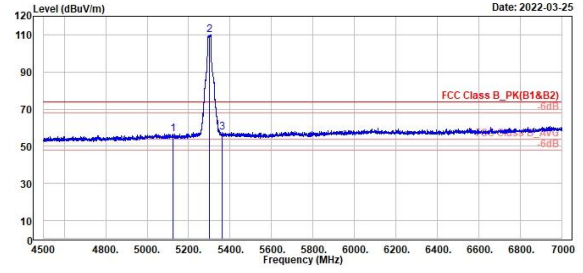
TUV Rheinland Taiwan Ltd.
No. 458-18, Sec 2, Fenliao, Linkou Dist., New Taipei City 244, Taiwan(R.O.C.)
Tel: +886-2172-1000 Fax: +886-2172-1322



Peak	Freq (MHz)	Level (dBuV/m)	Read Level (dBuV)	Factor (dB/m)	Limit Line (dBuV/m)	Over Limit (dB)	APos (cm)	TPos (deg)	Remark	Pol/Phase	Note
1	5853.58	57.81	15.20	42.61	74.00	-16.19	112	314	Peak	Horizontal	
2 *	5398.00	106.89	63.97	42.92	74.00	32.89	112	314	Peak	Horizontal	
3	5443.00	58.00	14.75	43.25	74.00	-16.00	112	314	Peak	Horizontal	



TUV Rheinland Taiwan Ltd.
No. 458-18, Sec 2, Fenliao, Linkou Dist., New Taipei City 244, Taiwan(R.O.C.)
Tel: +886-2172-1000 Fax: +886-2172-1322



Peak	Freq (MHz)	Level (dBuV/m)	Read Level (dBuV)	Factor (dB/m)	Limit Line (dBuV/m)	Over Limit (dB)	APos (cm)	TPos (deg)	Remark	Pol/Phase	Note
1	5124.00	56.73	14.61	42.12	74.00	-17.27	160	43	Peak	Vertical	
2 *	5398.00	110.18	67.26	42.92	74.00	36.18	160	43	Peak	Vertical	
3	5368.00	57.60	14.58	43.02	74.00	-16.40	160	43	Peak	Vertical	

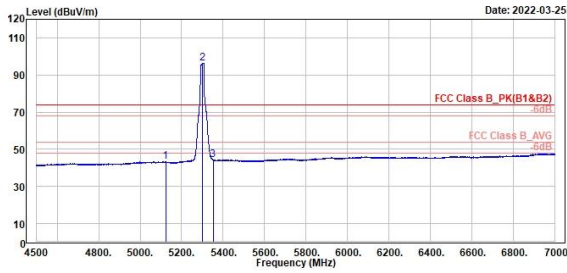
802.11ac VHT20

CH 60 (Horizontal) Average

CH 60 (Vertical) Average



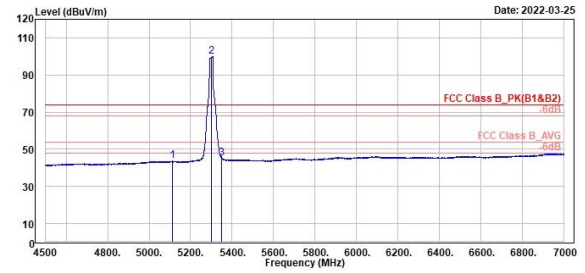
TÜV Rheinland Taiwan Ltd.
No. 458-18, Sec 2, Fenliao, Linkou Dist., New Taipei City 244, Taiwan(R.O.C.)
Tel: +886-2172-1000 Fax: +886-2172-1322



1	2	3
5122.50	5300.00	5351.50
43.25	95.42	44.45
0.55	53.50	1.47
42.70	42.92	42.98
54.00	54.00	54.00
-10.75	42.42	-9.55
112	112	112
314	314	314
Average	Average	Average
Horizontal	Horizontal	Horizontal



TÜV Rheinland Taiwan Ltd.
No. 458-18, Sec 2, Fenliao, Linkou Dist., New Taipei City 244, Taiwan(R.O.C.)
Tel: +886-2172-1000 Fax: +886-2172-1322



1	2	3
5113.50	5300.00	5350.50
43.59	100.03	45.19
0.94	57.11	2.22
42.65	42.92	42.97
54.00	54.00	54.00
-10.41	46.03	-8.81
160	160	160
43	43	43
Average	Average	Average
Vertical	Vertical	Vertical

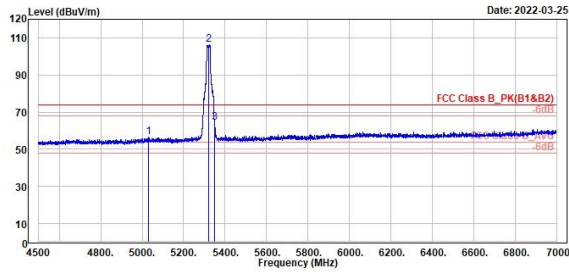
802.11ac VHT20

CH 64 (Horizontal) Peak

CH 64 (Vertical) Peak



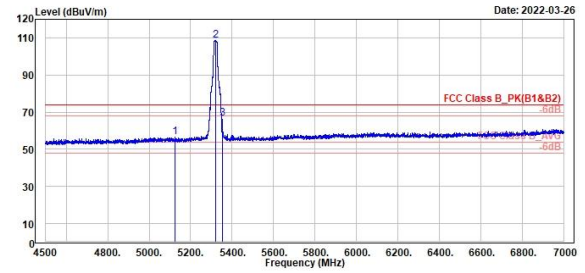
TUV Rheinland Taiwan Ltd.
No. 458-18, Sec 2, Fenliao, Linkou Dist., New Taipei City 244, Taiwan(R.O.C.)
Tel: +886-2172-1000 Fax: +886-2172-1322



Peak	Freq	Level	Read Level	Factor	Limit Line	Over Limit	APos	TPos	Remark	Pol/Phase	Note
	MHz	dBuV/m	dBuV	dB/m	dBuV/m	dB	cm	deg			
1	5029.00	56.37	13.82	42.55	74.00	-17.63	106	316	Peak	Horizontal	
2 *	5320.00	105.32	63.38	42.94	74.00	32.32	106	316	Peak	Horizontal	
3	5350.00	64.41	21.44	42.97	74.00	-9.59	106	316	Peak	Horizontal	



TUV Rheinland Taiwan Ltd.
No. 458-18, Sec 2, Fenliao, Linkou Dist., New Taipei City 244, Taiwan(R.O.C.)
Tel: +886-2172-1000 Fax: +886-2172-1322



Peak	Freq	Level	Read Level	Factor	Limit Line	Over Limit	APos	TPos	Remark	Pol/Phase	Note
	MHz	dBuV/m	dBuV	dB/m	dBuV/m	dB	cm	deg			
1	5126.50	56.39	13.65	42.74	74.00	-17.61	162	46	Peak	Vertical	
2 *	5320.00	100.51	65.57	42.94	74.00	34.51	162	46	Peak	Vertical	
3	5352.50	66.62	23.64	42.98	74.00	-7.38	162	46	Peak	Vertical	

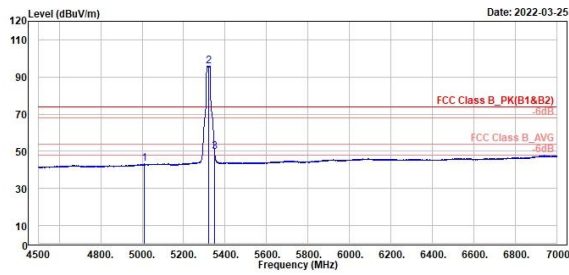
802.11ac VHT20

CH 64 (Horizontal) Average

CH 64 (Vertical) Average



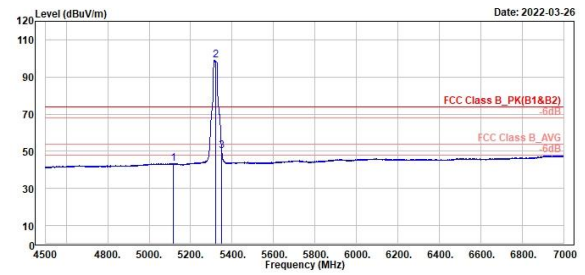
TUV Rheinland Taiwan Ltd.
No. 458-18, Sec 2, Fenliao, Linkou Dist., New Taipei City 244, Taiwan(R.O.C.)
Tel: +886-2172-1000 Fax: +886-2172-1322



1	2	3	Read Level	Level Factor	Limit Line	Over Limit	APos	TPos	Remark	Pol/Phase	Note
MHz	dBuV/m	dBuV	dB/m	dBuV/m	dB	cm	deg				
5089.50	43.24	0.74	42.50	54.00	-10.76	106	316	Average	Horizontal		
5320.00	95.94	53.00	42.94	54.00	41.94	106	316	Average	Horizontal		
5350.00	49.62	6.65	42.97	54.00	-4.38	106	316	Average	Horizontal		



TUV Rheinland Taiwan Ltd.
No. 458-18, Sec 2, Fenliao, Linkou Dist., New Taipei City 244, Taiwan(R.O.C.)
Tel: +886-2172-1000 Fax: +886-2172-1322



1	2	3	Read Level	Level Factor	Limit Line	Over Limit	APos	TPos	Remark	Pol/Phase	Note
MHz	dBuV/m	dBuV	dB/m	dBuV/m	dB	cm	deg				
5114.50	43.41	0.75	42.66	54.00	-10.59	162	46	Average	Vertical		
5320.00	90.83	55.09	42.94	54.00	44.83	162	46	Average	Vertical		
5350.00	50.12	7.15	42.97	54.00	-3.88	162	46	Average	Vertical		

802.11ac VHT40

CH 54 (Horizontal) Peak

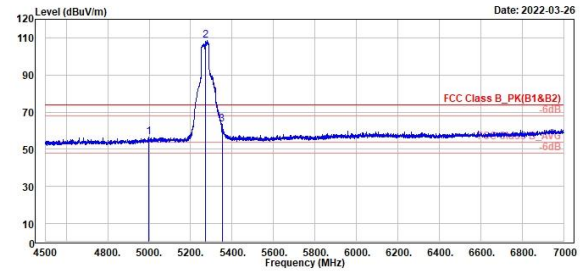
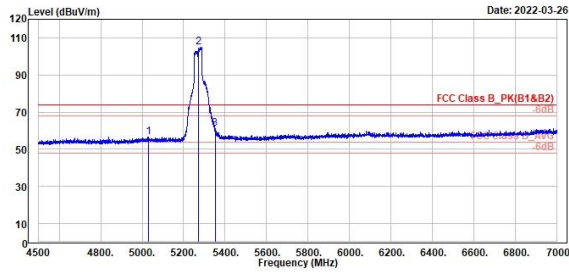
CH 54 (Vertical) Peak



TUV Rheinland Taiwan Ltd.
No. 458-18, Sec 2, Fenliao, Linkou Dist., New Taipei City 244, Taiwan(R.O.C.)
Tel: +886-2172-1000 Fax: +886-2172-1322



TUV Rheinland Taiwan Ltd.
No. 458-18, Sec 2, Fenliao, Linkou Dist., New Taipei City 244, Taiwan(R.O.C.)
Tel: +886-2172-1000 Fax: +886-2172-1322



Peak	Freq	Level	Read Level	Factor	Limit Line	Over Limit	APos	TPos	Remark	Pol/Phase	Note
	MHz	dBuV/m	dBuV	dB/m	dBuV/m	dB	cm	deg			
1	5838.58	56.77	14.21	42.56	74.00	-17.23	100	317	Peak	Horizontal	
2 *	5270.00	104.77	61.81	42.96	74.00	30.77	100	317	Peak	Horizontal	
3	5351.50	61.00	18.02	42.98	74.00	-13.00	100	317	Peak	Horizontal	

Peak	Freq	Level	Read Level	Factor	Limit Line	Over Limit	APos	TPos	Remark	Pol/Phase	Note
	MHz	dBuV/m	dBuV	dB/m	dBuV/m	dB	cm	deg			
1	4996.00	56.53	14.07	42.46	74.00	-17.47	161	46	Peak	Vertical	
2 *	5270.00	100.47	65.51	42.96	74.00	34.47	161	46	Peak	Vertical	
3	5351.50	63.61	20.63	42.98	74.00	-10.39	161	46	Peak	Vertical	

802.11ac VHT40

CH 62 (Horizontal) Peak

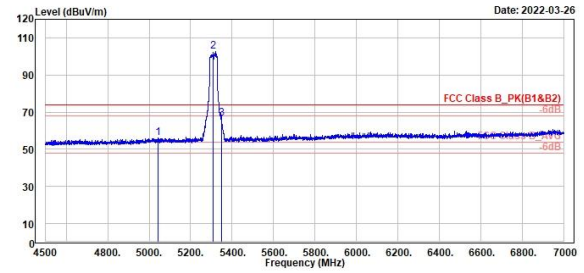
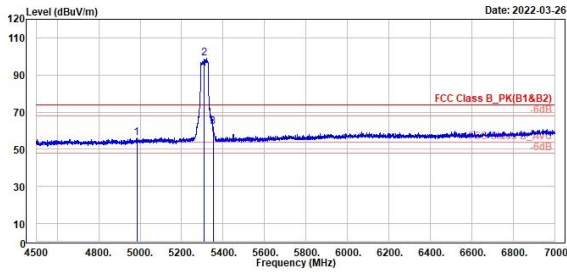
CH 62 (Vertical) Peak



TUV Rheinland Taiwan Ltd.
No. 458-18, Sec 2, Fenliao, Linkou Dist., New Taipei City 244, Taiwan(R.O.C.)
Tel: +886-2172-1000 Fax: +886-2172-1322



TUV Rheinland Taiwan Ltd.
No. 458-18, Sec 2, Fenliao, Linkou Dist., New Taipei City 244, Taiwan(R.O.C.)
Tel: +886-2172-1000 Fax: +886-2172-1322



Peak	Freq	Level	Read Level	Factor	Limit Line	Over Limit	APos	TPos	Remark	Pol/Phase	Note
	MHz	dBuV/m	dBuV	dB/m	dBuV/m	dB	cm	deg			
1	4983.50	56.30	13.87	42.43	74.00	-17.70	100	318	Peak	Horizontal	
2 *	5310.00	98.93	56.00	42.93	74.00	24.93	100	318	Peak	Horizontal	
3	5351.50	62.19	19.21	42.98	74.00	-11.81	100	318	Peak	Horizontal	

Peak	Freq	Level	Read Level	Factor	Limit Line	Over Limit	APos	TPos	Remark	Pol/Phase	Note
	MHz	dBuV/m	dBuV	dB/m	dBuV/m	dB	cm	deg			
1	5844.50	56.05	13.45	42.60	74.00	-17.95	160	45	Peak	Vertical	
2 *	5310.00	102.53	59.60	42.93	74.00	28.53	160	45	Peak	Vertical	
3	5350.00	66.80	23.83	42.97	74.00	-7.20	160	45	Peak	Vertical	

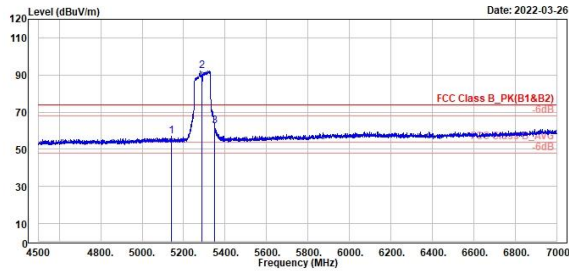
802.11ac VHT80

CH 58 (Horizontal) Peak

CH 58 (Vertical) Peak



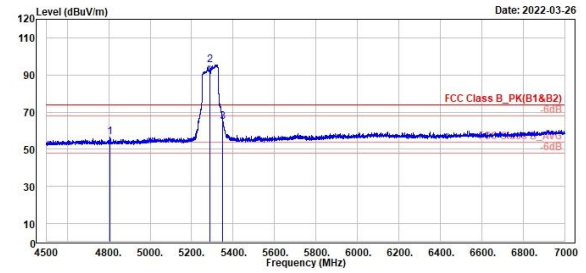
TUV Rheinland Taiwan Ltd.
No. 458-18, Sec 2, Fenliao, Linkou Dist., New Taipei City 244, Taiwan(R.O.C.)
Tel: +886-2172-1000 Fax: +886-2172-1322



Peak	Freq (MHz)	Level (dBuV/m)	Read Level (dBuV)	Factor (dB/m)	Limit Line (dBuV/m)	Over Limit (dB)	APos (cm)	TPos (deg)	Remark	Pol/Phase	Note
1	5142.00	57.01	14.17	42.84	74.00	-16.99	100	319	Peak	Horizontal	
2 *	5290.00	92.38	49.44	42.94	74.00	18.38	100	319	Peak	Horizontal	
3	5350.00	62.54	19.57	42.97	74.00	-11.46	100	319	Peak	Horizontal	



TUV Rheinland Taiwan Ltd.
No. 458-18, Sec 2, Fenliao, Linkou Dist., New Taipei City 244, Taiwan(R.O.C.)
Tel: +886-2172-1000 Fax: +886-2172-1322



Peak	Freq (MHz)	Level (dBuV/m)	Read Level (dBuV)	Factor (dB/m)	Limit Line (dBuV/m)	Over Limit (dB)	APos (cm)	TPos (deg)	Remark	Pol/Phase	Note
1	4804.50	56.47	14.46	42.01	74.00	-17.53	168	45	Peak	Vertical	
2 *	5290.00	95.53	52.59	42.94	74.00	21.53	168	45	Peak	Vertical	
3	5351.00	64.84	21.87	42.97	74.00	-9.16	168	45	Peak	Vertical	

Band Edges, 4.5GHz ~ 7GHz
U-NII-2C

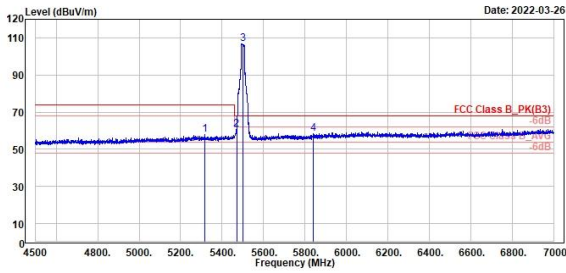
802.11a

CH 100 (Horizontal) Peak

CH 100 (Vertical) Peak



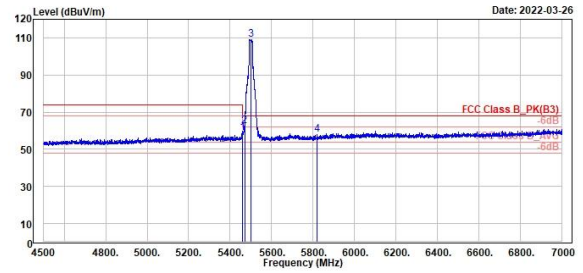
TUV Rheinland Taiwan Ltd.
No. 458-18, Sec 2, Fenliao, Linkou Dist., New Taipei City 244, Taiwan(R.O.C.)
Tel: +886-2172-1000 Fax: +886-2172-1322



Peak	Freq	Level	Read	Limit	Over	APos	TPos	Remark	Pol/Phase	Note
	MHz	dBuV/m	dBuV	dB/m	dBuV/m	dB	cm	deg		
1	5315.00	58.12	15.18	42.94	74.00	-15.88	100	318	Peak	Horizontal
2	5470.00	69.84	17.57	43.27	68.20	-7.36	100	318	Peak	Horizontal
3 *	5500.00	106.83	63.54	43.29	68.20	38.63	100	318	Peak	Horizontal
4	5839.50	58.23	14.27	43.96	68.20	-9.97	100	318	Peak	Horizontal



TUV Rheinland Taiwan Ltd.
No. 458-18, Sec 2, Fenliao, Linkou Dist., New Taipei City 244, Taiwan(R.O.C.)
Tel: +886-2172-1000 Fax: +886-2172-1322



Peak	Freq	Level	Read	Limit	Over	APos	TPos	Remark	Pol/Phase	Note
	MHz	dBuV/m	dBuV	dB/m	dBuV/m	dB	cm	deg		
1	5458.00	59.00	15.74	43.26	74.00	-15.00	177	50	Peak	Vertical
2 !	5470.00	62.43	19.16	43.27	68.20	-5.77	177	50	Peak	Vertical
3 *	5500.00	109.20	65.91	43.29	68.20	41.00	177	50	Peak	Vertical
4	5820.00	58.02	14.11	43.91	68.20	-10.18	177	50	Peak	Vertical

802.11a

CH 100 (Horizontal) Average

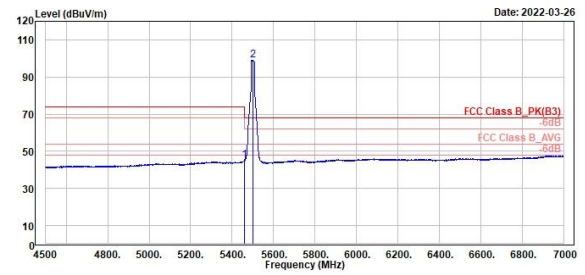
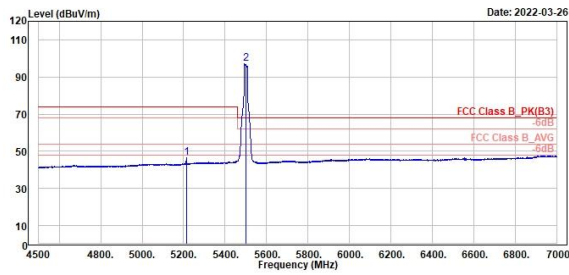
CH 100 (Vertical) Average



TUV Rheinland Taiwan Ltd.
No. 458-18, Sec 2, Fenliao, Linkou Dist., New Taipei City 244, Taiwan(R.O.C.)
Tel: +886-2172-1000 Fax: +886-2172-1322



TUV Rheinland Taiwan Ltd.
No. 458-18, Sec 2, Fenliao, Linkou Dist., New Taipei City 244, Taiwan(R.O.C.)
Tel: +886-2172-1000 Fax: +886-2172-1322



Peak	Freq	Level	Read Level	Factor	Limit Line	Over Limit	APos	TPos	Remark	Pol/Phase	Note
	MHz	dBuV/m	dBuV	dB/m	dBuV/m	dB	cm	deg			
1	5213.00	46.58	3.56	43.02	54.00	-7.42	100	318	Average	Horizontal	
2 *	5500.00	97.08	53.79	43.29	54.00	43.08	100	318	Average	Horizontal	

Peak	Freq	Level	Read Level	Factor	Limit Line	Over Limit	APos	TPos	Remark	Pol/Phase	Note
	MHz	dBuV/m	dBuV	dB/m	dBuV/m	dB	cm	deg			
1	5459.00	45.03	1.77	43.26	54.00	-8.97	177	50	Average	Vertical	
2 *	5500.00	99.16	55.87	43.29	54.00	45.16	177	50	Average	Vertical	