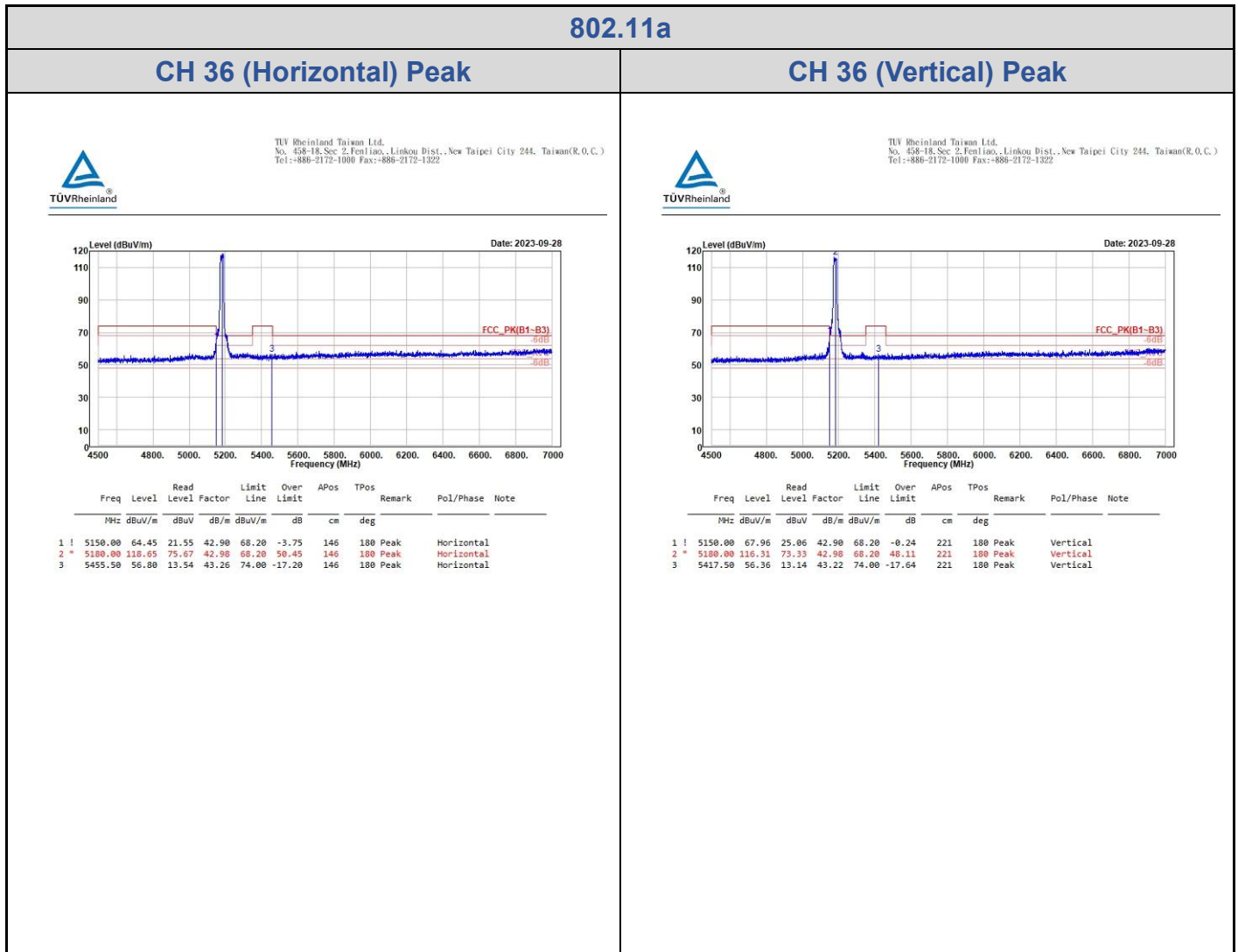


# Appendix J: Test Results of Radiation Spurious Emissions & Mains Conducted Emission (PINE\_Omni antenna)

## Band Edges, 4.5GHz ~ 5.15GHz

### U-NII-1



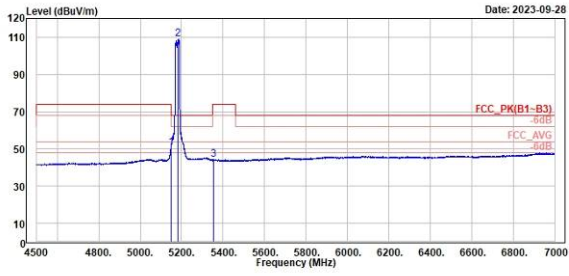
802.11a

CH 36 (Horizontal) Average

CH 36 (Vertical) Average



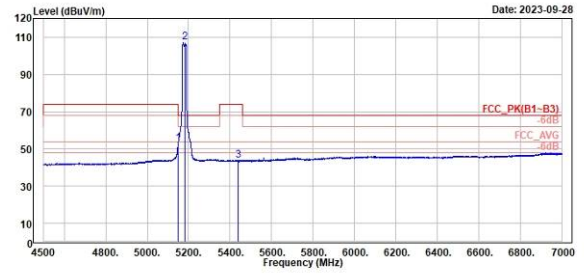
TUV Rheinland Taiwan Ltd.  
No. 438-18, Sec 2, Fenliiao, Linkou Dist., New Taipei City 244, Taiwan(R.O.C.)  
Tel: +886-2172-1000 Fax: +886-2172-1322



Read	Limit	Over	APos	TPos	Remark	Pol/Phase	Note
Level	Line	Limit					
Factor							
dB/m	dBuV/m	dB	cm	deg			
1   5150.00	50.87	7.97	42.90	54.00	-3.13	146	180 Average Horizontal
2 * 5180.00	109.06	65.88	42.90	54.00	54.86	146	180 Average Horizontal
3 5355.00	44.17	1.18	42.99	54.00	-9.83	146	180 Average Horizontal



TUV Rheinland Taiwan Ltd.  
No. 438-18, Sec 2, Fenliiao, Linkou Dist., New Taipei City 244, Taiwan(R.O.C.)  
Tel: +886-2172-1000 Fax: +886-2172-1322



Read	Limit	Over	APos	TPos	Remark	Pol/Phase	Note
Level	Line	Limit					
Factor							
dB/m	dBuV/m	dB	cm	deg			
1   5150.00	52.88	9.98	42.90	54.00	-1.12	221	180 Average Vertical
2 * 5180.00	107.34	64.36	42.90	54.00	53.34	221	180 Average Vertical
3 5440.00	43.89	0.65	43.24	54.00	-10.11	221	180 Average Vertical

802.11a

CH 40 (Horizontal) Peak

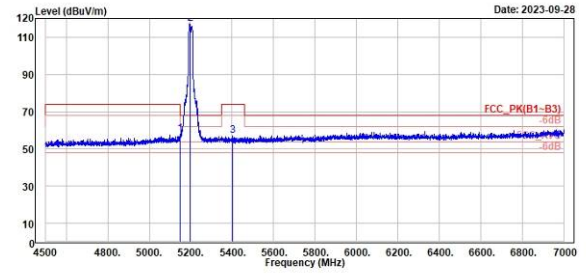
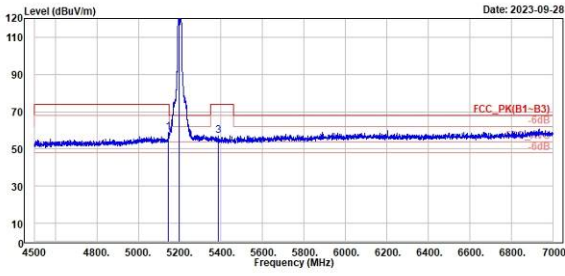
CH 40 (Vertical) Peak



TUV Rheinland Taiwan Ltd.  
No. 438-18, Sec. 2, Fenliiao, Linkou Dist., New Taipei City 244, Taiwan(R.O.C.)  
Tel: +886-2172-1000 Fax: +886-2172-1322



TUV Rheinland Taiwan Ltd.  
No. 438-18, Sec. 2, Fenliiao, Linkou Dist., New Taipei City 244, Taiwan(R.O.C.)  
Tel: +886-2172-1000 Fax: +886-2172-1322



Peak	Freq	Level	Read	Limit	Over	APos	TPos	Remark	Pol/Phase	Note
	MHz	dBuV/m	dBuV	dB/m	dBuV/m	dB	cm	deg		
1	5147.00	58.64	15.77	42.87	74.00	-15.36	143	178	Peak	Horizontal
2	5200.00	121.62	78.58	43.04	68.29	53.42	143	178	Peak	Horizontal
3	5386.50	56.95	13.80	43.15	74.00	-17.05	143	178	Peak	Horizontal

Peak	Freq	Level	Read	Limit	Over	APos	TPos	Remark	Pol/Phase	Note
	MHz	dBuV/m	dBuV	dB/m	dBuV/m	dB	cm	deg		
1	5148.50	57.72	14.83	42.89	74.00	-16.28	140	180	Peak	Vertical
2	5200.00	117.23	74.19	43.04	68.20	49.03	140	180	Peak	Vertical
3	5402.00	57.07	13.86	43.21	74.00	-16.93	140	180	Peak	Vertical

802.11a

CH 40 (Horizontal) Average

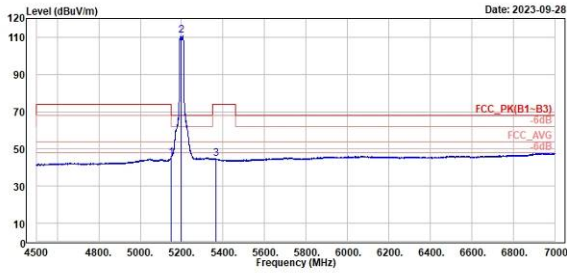
CH 40 (Vertical) Average



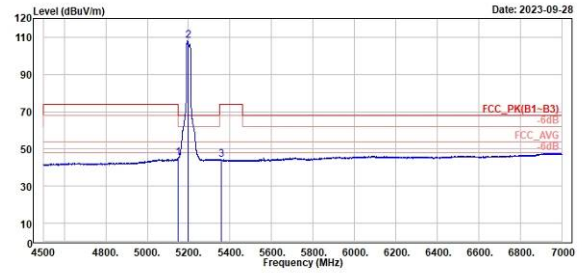
TUV Rheinland Taiwan Ltd.  
No. 438-18, Sec. 2, Fenliiao, Linkou Dist., New Taipei City 244, Taiwan(R.O.C.)  
Tel: +886-2172-1000 Fax: +886-2172-1322



TUV Rheinland Taiwan Ltd.  
No. 438-18, Sec. 2, Fenliiao, Linkou Dist., New Taipei City 244, Taiwan(R.O.C.)  
Tel: +886-2172-1000 Fax: +886-2172-1322



1	2	3	Read Level	Level Factor	Limit Line	Over Limit	APos	TPos	Remark	Pol/Phase	Note
MHz	dBuV/m	dBuV	dB/m	dBuV/m	dB	cm	deg				
5150.00	45.35	2.45	42.90	54.00	-8.65	143	178	Average	Horizontal		
5200.00	111.04	65.00	43.04	54.00	57.04	143	178	Average	Horizontal		
5367.00	44.84	1.79	43.05	54.00	-9.16	143	178	Average	Horizontal		



1	2	3	Read Level	Level Factor	Limit Line	Over Limit	APos	TPos	Remark	Pol/Phase	Note
MHz	dBuV/m	dBuV	dB/m	dBuV/m	dB	cm	deg				
5150.00	45.08	2.18	42.90	54.00	-8.92	140	180	Average	Vertical		
5200.00	100.25	65.21	43.04	54.00	54.25	140	180	Average	Vertical		
5358.00	44.44	1.44	43.00	54.00	-9.56	140	180	Average	Vertical		

802.11a

CH 48 (Horizontal) Peak

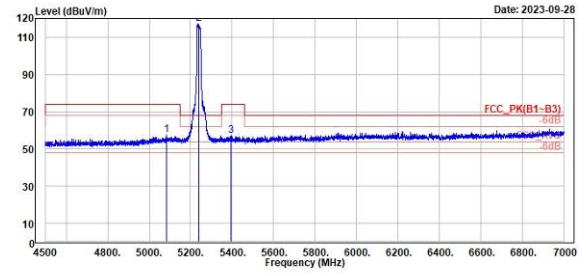
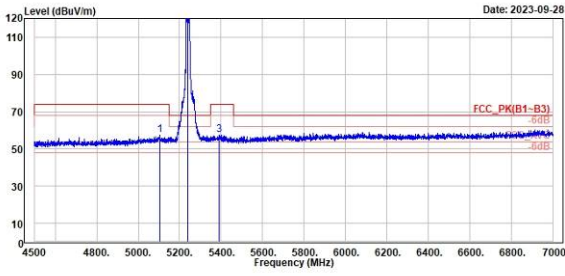
CH 48 (Vertical) Peak



TÜV Rheinland Taiwan Ltd.  
No. 438-18, Sec. 2, Fenliiao, Linkou Dist., New Taipei City 244, Taiwan(R.O.C.)  
Tel: +886-2172-1000 Fax: +886-2172-1322



TÜV Rheinland Taiwan Ltd.  
No. 438-18, Sec. 2, Fenliiao, Linkou Dist., New Taipei City 244, Taiwan(R.O.C.)  
Tel: +886-2172-1000 Fax: +886-2172-1322



Read	Level	Factor	Limit	Over	APos	TPos	Remark	Pol/Phase	Note
Freq	Level		Line	Limit					
MHz	dBuV/m	dBuV	dB/m	dBuV/m	dB	cm	deg		
1	5189.50	57.39	14.81	42.58	74.00	-16.61	138	180 Peak	Horizontal
2	5240.00	121.99	79.00	42.99	68.29	53.79	138	180 Peak	Horizontal
3	5390.00	57.47	14.31	43.16	74.00	-16.53	138	180 Peak	Horizontal

Read	Level	Factor	Limit	Over	APos	TPos	Remark	Pol/Phase	Note
Freq	Level		Line	Limit					
MHz	dBuV/m	dBuV	dB/m	dBuV/m	dB	cm	deg		
1	5084.00	57.57	15.00	42.57	74.00	-16.43	132	180 Peak	Vertical
2	5240.00	117.44	74.45	42.99	68.20	49.24	132	180 Peak	Vertical
3	5395.50	57.01	13.82	43.19	74.00	-16.99	132	180 Peak	Vertical

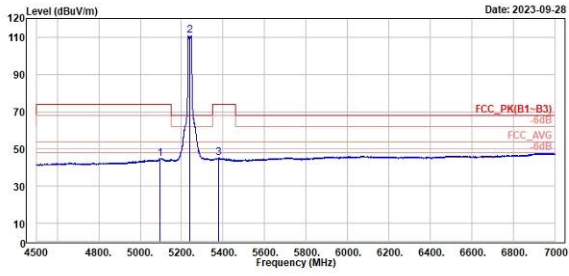
802.11a

CH 48 (Horizontal) Average

CH 48 (Vertical) Average



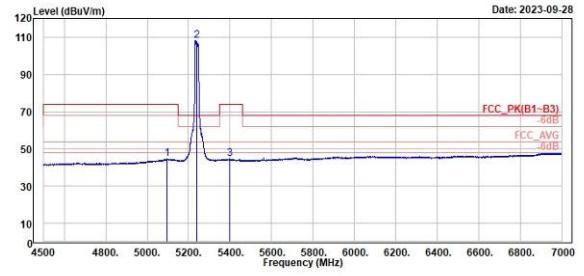
TÜV Rheinland Taiwan Ltd.  
No. 438-18, Sec. 2, Fenliiao, Linkou Dist., New Taipei City 244, Taiwan(R.O.C.)  
Tel: +886-2172-1000 Fax: +886-2172-1322



1	2	3							
Freq	Level	Read	Limit	Over	APos	TPos	Remark	Pol/Phase	Note
MHz	dBuV/m	dBuV	dB/m	dBuV/m	dB	cm	deg		
5097.50	44.76	2.20	42.56	54.00	-9.24	138	180 Average	Horizontal	
5240.00	110.86	67.87	42.99	54.00	56.86	132	180 Average	Horizontal	
5379.00	45.02	1.91	43.11	54.00	-8.98	138	180 Average	Horizontal	



TÜV Rheinland Taiwan Ltd.  
No. 438-18, Sec. 2, Fenliiao, Linkou Dist., New Taipei City 244, Taiwan(R.O.C.)  
Tel: +886-2172-1000 Fax: +886-2172-1322



1	2	3							
Freq	Level	Read	Limit	Over	APos	TPos	Remark	Pol/Phase	Note
MHz	dBuV/m	dBuV	dB/m	dBuV/m	dB	cm	deg		
5096.00	44.52	1.96	42.56	54.00	-9.48	132	180 Average	Vertical	
5240.00	100.20	65.21	42.99	54.00	54.20	132	180 Average	Vertical	
5400.00	44.54	1.33	43.21	54.00	-9.46	132	180 Average	Vertical	

802.11ax HE20

CH 36 (Horizontal) Peak

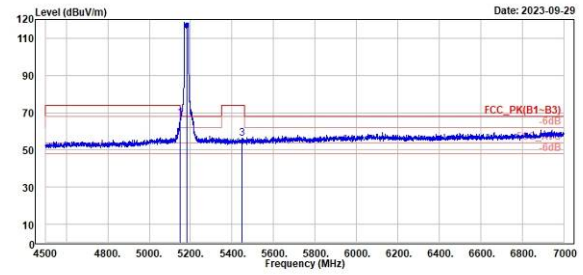
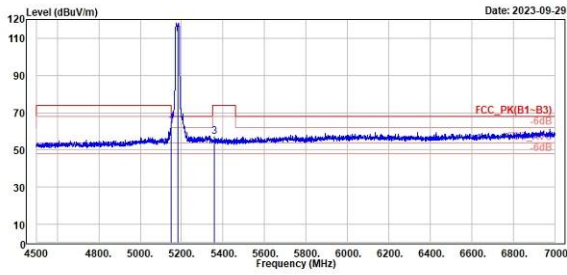
CH 36 (Vertical) Peak



TUV Rheinland Taiwan Ltd.  
No. 438-18, Sec. 2, Fenliao, Linkou Dist., New Taipei City 244, Taiwan(R.O.C.)  
Tel: +886-2172-1000 Fax: +886-2172-1322



TUV Rheinland Taiwan Ltd.  
No. 438-18, Sec. 2, Fenliao, Linkou Dist., New Taipei City 244, Taiwan(R.O.C.)  
Tel: +886-2172-1000 Fax: +886-2172-1322



Peak	Freq	Level	Read	Limit	Over	Apos	TPos	Remark	Pol/Phase	Note
	MHz	dBuV/m	dBuV	dB/m	dBuV/m	dB	cm	deg		
1	5150.00	63.19	20.29	42.90	68.28	-5.01	138	174 Peak	Horizontal	
2	5180.00	118.28	75.38	42.90	68.28	90.08	138	174 Peak	Horizontal	
3	5356.50	56.94	13.94	43.00	74.00	-17.06	138	174 Peak	Horizontal	

Peak	Freq	Level	Read	Limit	Over	Apos	TPos	Remark	Pol/Phase	Note
	MHz	dBuV/m	dBuV	dB/m	dBuV/m	dB	cm	deg		
1	5148.50	67.03	24.14	42.89	74.00	-6.97	141	136 Peak	Vertical	
2	5180.00	118.56	75.58	42.90	68.28	50.36	141	136 Peak	Vertical	
3	5448.00	56.31	13.06	43.25	74.00	-17.69	141	136 Peak	Vertical	

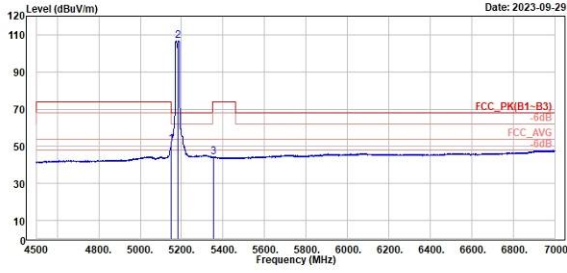
802.11ax HE20

CH 36 (Horizontal) Average

CH 36 (Vertical) Average



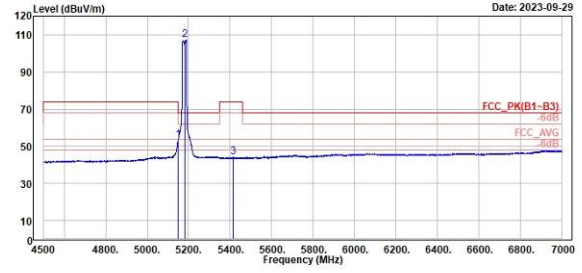
TUV Rheinland Taiwan Ltd.  
No. 438-18, Sec 2, Fenliao, Linkou Dist., New Taipei City 244, Taiwan(R.O.C.)  
Tel: +886-2172-1000 Fax: +886-2172-1322



Read	Limit	Over	APos	TPos	Remark	Pol/Phase	Note
Level	Line	Limit	cm	deg			
Factor	dB/m	dB					
dBuV	dB/m	dBuV/m					
1   5150.00	51.07	8.17	42.90	54.00	-2.93	138	174 Average Horizontal
2 * 5180.00	106.91	63.93	42.98	54.00	52.91	138	174 Average Horizontal
3 5353.50	44.14	1.16	42.98	54.00	-9.86	138	174 Average Horizontal



TUV Rheinland Taiwan Ltd.  
No. 438-18, Sec 2, Fenliao, Linkou Dist., New Taipei City 244, Taiwan(R.O.C.)  
Tel: +886-2172-1000 Fax: +886-2172-1322



Read	Limit	Over	APos	TPos	Remark	Pol/Phase	Note
Level	Line	Limit	cm	deg			
Factor	dB/m	dB					
dBuV	dB/m	dBuV/m					
1   5150.00	53.58	10.68	42.90	54.00	-0.42	141	136 Average Vertical
2 * 5180.00	107.35	64.37	42.98	54.00	53.35	141	136 Average Vertical
3 5414.50	44.04	0.82	43.22	54.00	-9.96	141	136 Average Vertical



802.11ax HE20

CH 40 (Horizontal) Peak

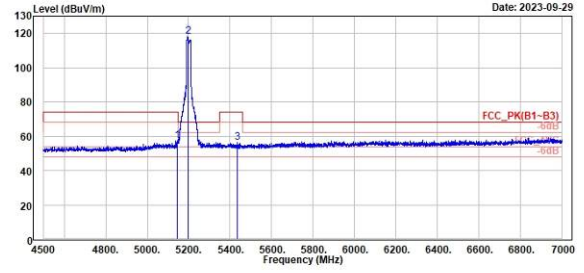
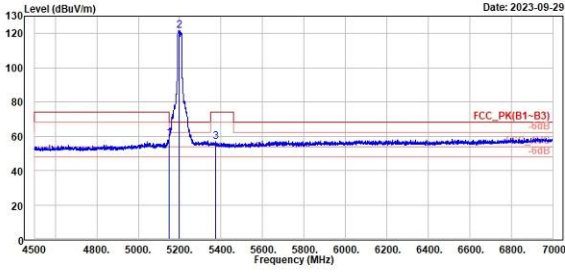
CH 40 (Vertical) Peak



TUV Rheinland Taiwan Ltd.  
No. 438-18, Sec 2, Fenliiao, Linkou Dist., New Taipei City 244, Taiwan(R.O.C.)  
Tel: +886-2172-1000 Fax: +886-2172-1322



TUV Rheinland Taiwan Ltd.  
No. 438-18, Sec 2, Fenliiao, Linkou Dist., New Taipei City 244, Taiwan(R.O.C.)  
Tel: +886-2172-1000 Fax: +886-2172-1322



Peak	Freq	Level	Read	Factor	Limit	Over	APos	TPos	Remark	Pol/Phase	Note
	MHz	dBuV/m	dBuV	dB/m	dBuV/m	dB	cm	deg			
1	5150.00	58.83	17.40	41.43	68.20	-9.37	143	176	Peak	Horizontal	
2	5200.00	121.77	89.11	41.66	68.20	53.57	143	176	Peak	Horizontal	
3	5375.00	56.61	14.49	42.12	74.00	-17.39	143	176	Peak	Horizontal	

Peak	Freq	Level	Read	Factor	Limit	Over	APos	TPos	Remark	Pol/Phase	Note
	MHz	dBuV/m	dBuV	dB/m	dBuV/m	dB	cm	deg			
1	5146.00	57.23	15.81	41.42	74.00	-16.77	135	181	Peak	Vertical	
2	5200.00	117.93	75.27	41.66	68.20	49.73	135	181	Peak	Vertical	
3	5437.00	56.51	14.30	42.21	74.00	-17.49	135	181	Peak	Vertical	

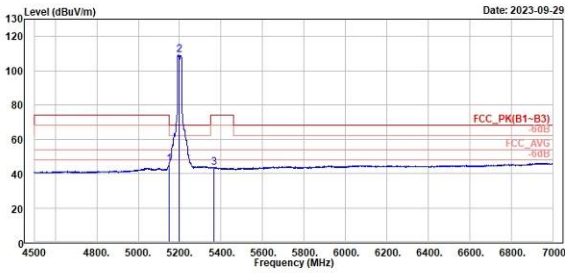
802.11ax HE20

CH 40 (Horizontal) Average

CH 40 (Vertical) Average



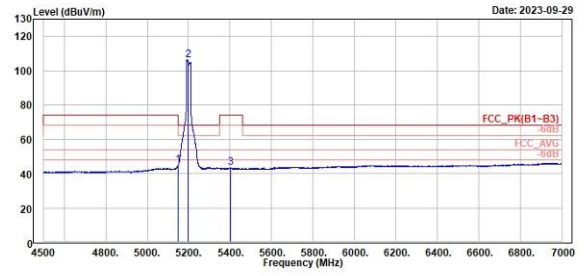
TUV Rheinland Taiwan Ltd.  
No. 438-18, Sec 2, Fenliiao, Linkou Dist., New Taipei City 244, Taiwan(R.O.C.)  
Tel: +886-2172-1000 Fax: +886-2172-1322



1	2	3
Read Level	Read Level	Read Level
Level Factor	Level Factor	Level Factor
Limit Line	Limit Line	Limit Line
Over Limit	Over Limit	Over Limit
APos	APos	APos
TPos	TPos	TPos
Remark	Remark	Remark
Pol/Phase	Pol/Phase	Pol/Phase
Note	Note	Note
5150.00	5200.00	5367.00
45.49	109.23	43.71
4.06	67.57	1.70
41.43	41.66	42.01
54.00	54.00	54.00
-8.51	55.23	-10.29
143	143	143
176	176	176
Average	Average	Average
Horizontal	Horizontal	Horizontal



TUV Rheinland Taiwan Ltd.  
No. 438-18, Sec 2, Fenliiao, Linkou Dist., New Taipei City 244, Taiwan(R.O.C.)  
Tel: +886-2172-1000 Fax: +886-2172-1322



1	2	3
Read Level	Read Level	Read Level
Level Factor	Level Factor	Level Factor
Limit Line	Limit Line	Limit Line
Over Limit	Over Limit	Over Limit
APos	APos	APos
TPos	TPos	TPos
Remark	Remark	Remark
Pol/Phase	Pol/Phase	Pol/Phase
Note	Note	Note
5149.50	5200.00	5401.00
44.97	106.09	43.36
3.54	64.43	0.88
41.43	41.66	42.48
54.00	54.00	54.00
-9.03	52.09	-10.64
135	135	135
181	181	181
Average	Average	Average
Vertical	Vertical	Vertical

802.11ax HE20

CH 48 (Horizontal) Peak

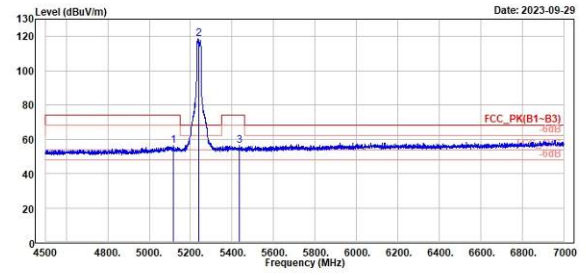
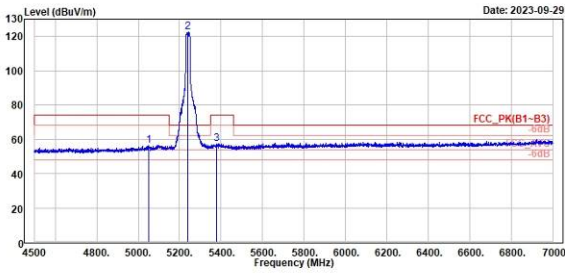
CH 48 (Vertical) Peak



TUV Rheinland Taiwan Ltd.  
No. 438-18, Sec 2, Fenliiao, Linkou Dist., New Taipei City 244, Taiwan(R.O.C.)  
Tel: +886-2172-1000 Fax: +886-2172-1322



TUV Rheinland Taiwan Ltd.  
No. 438-18, Sec 2, Fenliiao, Linkou Dist., New Taipei City 244, Taiwan(R.O.C.)  
Tel: +886-2172-1000 Fax: +886-2172-1322



Peak	Freq	Level	Read	Limit	Over	APos	TPos	Remark	Pol/Phase	Note
	MHz	dBuV/m	dBuV	dB/m	dBuV/m	dB	cm	deg		
1	5052.00	56.59	15.32	41.27	74.00	-17.41	140	179 Peak	Horizontal	
2	5240.00	122.57	89.96	41.61	68.29	54.37	140	179 Peak	Horizontal	
3	5379.00	57.33	15.15	42.18	74.00	-16.67	140	179 Peak	Horizontal	

Peak	Freq	Level	Read	Limit	Over	APos	TPos	Remark	Pol/Phase	Note
	MHz	dBuV/m	dBuV	dB/m	dBuV/m	dB	cm	deg		
1	5118.00	56.11	14.76	41.35	74.00	-17.89	134	180 Peak	Vertical	
2	5240.00	118.70	77.09	41.61	68.20	50.50	134	180 Peak	Vertical	
3	5435.50	56.13	13.90	42.23	74.00	-17.87	134	180 Peak	Vertical	

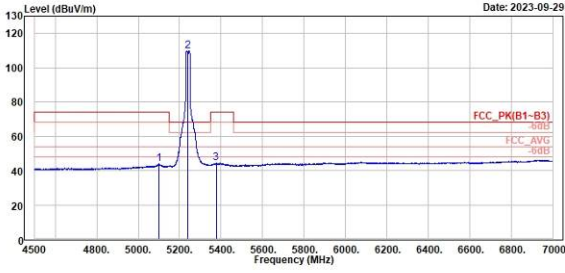
802.11ax HE20

CH 48 (Horizontal) Average

CH 48 (Vertical) Average



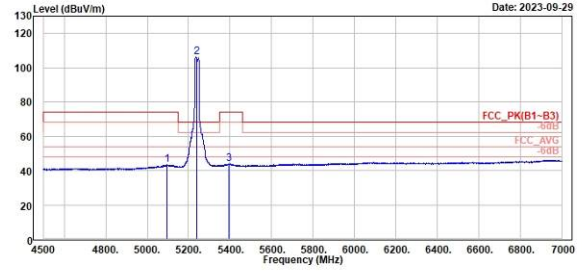
TUV Rheinland Taiwan Ltd.  
No. 438-18, Sec 2, Fenliiao, Linkou Dist., New Taipei City 244, Taiwan(R.O.C.)  
Tel: +886-2172-1000 Fax: +886-2172-1322



Read	Limit	Over	APos	TPos	Remark	Pol/Phase	Note
Freq	Level	Level	Factor	Line	Limit		
MHz	dBuV/m	dBuV	dB/m	dBuV/m	dB	cm	deg
1	5100.00	43.00	2.50	41.30	54.00	-10.20	140
2	5240.00	109.95	65.34	41.61	54.00	55.95	140
3	5376.00	44.28	2.15	42.13	54.00	-9.72	140



TUV Rheinland Taiwan Ltd.  
No. 438-18, Sec 2, Fenliiao, Linkou Dist., New Taipei City 244, Taiwan(R.O.C.)  
Tel: +886-2172-1000 Fax: +886-2172-1322



Read	Limit	Over	APos	TPos	Remark	Pol/Phase	Note
Freq	Level	Level	Factor	Line	Limit		
MHz	dBuV/m	dBuV	dB/m	dBuV/m	dB	cm	deg
1	5095.00	43.26	1.96	41.30	54.00	-10.74	134
2	5240.00	100.17	64.56	41.61	54.00	52.17	134
3	5395.00	43.09	1.48	42.41	54.00	-10.11	134

802.11ax HE40

CH 38 (Horizontal) Peak

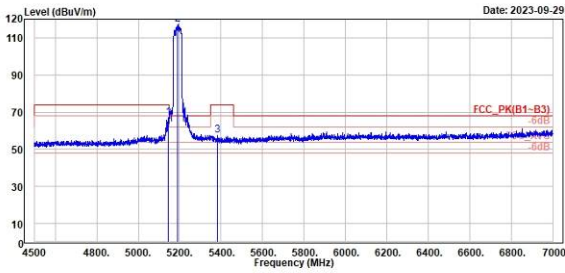
CH 38 (Vertical) Peak



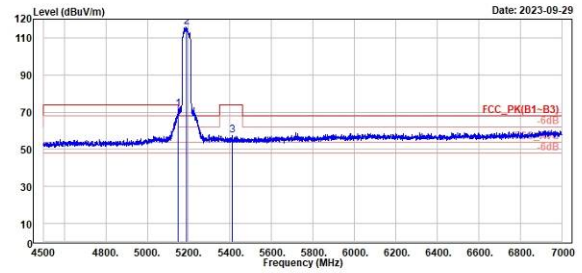
TUV Rheinland Taiwan Ltd.  
No. 438-18, Sec 2, Fenliiao, Linkou Dist., New Taipei City 244, Taiwan(R.O.C.)  
Tel: +886-2172-1000 Fax: +886-2172-1322



TUV Rheinland Taiwan Ltd.  
No. 438-18, Sec 2, Fenliiao, Linkou Dist., New Taipei City 244, Taiwan(R.O.C.)  
Tel: +886-2172-1000 Fax: +886-2172-1322



Peak	Freq	Level	Read	Limit	Over	APos	TPos	Remark	Pol/Phase	Note
	MHz	dBuV/m	dBuV	dB/m	dBuV/m	dB	cm	deg		
1	5145.50	66.93	24.07	42.86	74.00	-7.07	138	178 Peak	Horizontal	
2	5190.00	117.44	74.43	43.01	68.29	49.24	138	178 Peak	Horizontal	
3	5382.50	57.31	14.18	43.13	74.00	-16.69	138	178 Peak	Horizontal	



Peak	Freq	Level	Read	Limit	Over	APos	TPos	Remark	Pol/Phase	Note
	MHz	dBuV/m	dBuV	dB/m	dBuV/m	dB	cm	deg		
1	5149.50	71.70	28.80	42.90	74.00	-2.30	141	136 Peak	Vertical	
2	5190.00	115.94	72.93	43.01	68.29	47.74	141	136 Peak	Vertical	
3	5410.50	57.60	14.38	43.22	74.00	-16.40	141	136 Peak	Vertical	

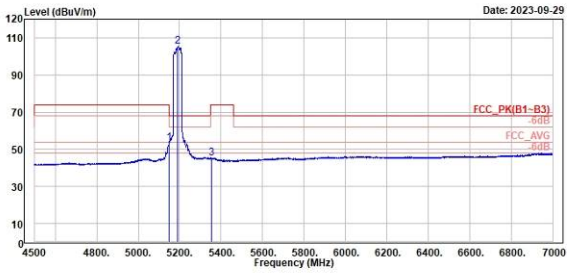
802.11ax HE40

CH 38 (Horizontal) Average

CH 38 (Vertical) Average



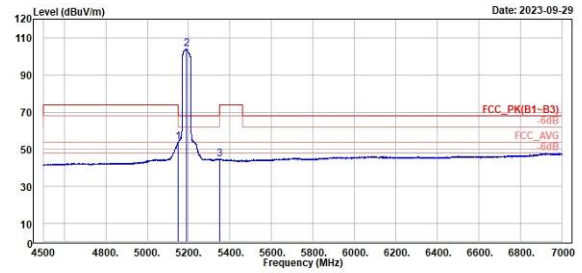
TUV Rheinland Taiwan Ltd.  
No. 438-18, Sec 2, Fenliiao, Linkou Dist., New Taipei City 244, Taiwan(R.O.C.)  
Tel: +886-2172-1000 Fax: +886-2172-1322



1	2	3								
Level	Level	Level								
Factor	Factor	Factor								
Line	Line	Line								
Limit	Limit	Limit								
Over	Over	Over								
Limit	Limit	Limit								
Apos	Apos	Apos								
TPos	TPos	TPos								
Remark	Remark	Remark								
Pol/Phase	Pol/Phase	Pol/Phase								
Note	Note	Note								
1   5149.58	53.27	10.37	42.90	54.00	-0.73	138	178	Average	Horizontal	
2 * 5190.00	105.41	62.40	43.01	54.00	51.41	138	178	Average	Horizontal	
3 5353.00	45.35	2.37	42.98	54.00	-8.65	138	178	Average	Horizontal	



TUV Rheinland Taiwan Ltd.  
No. 438-18, Sec 2, Fenliiao, Linkou Dist., New Taipei City 244, Taiwan(R.O.C.)  
Tel: +886-2172-1000 Fax: +886-2172-1322



1	2	3								
Level	Level	Level								
Factor	Factor	Factor								
Line	Line	Line								
Limit	Limit	Limit								
Over	Over	Over								
Limit	Limit	Limit								
Apos	Apos	Apos								
TPos	TPos	TPos								
Remark	Remark	Remark								
Pol/Phase	Pol/Phase	Pol/Phase								
Note	Note	Note								
1   5150.00	53.74	10.84	42.90	54.00	-0.26	141	136	Average	Vertical	
2 * 5190.00	103.98	60.97	43.01	54.00	49.98	141	136	Average	Vertical	
3 5351.00	44.62	1.65	42.97	54.00	-9.38	141	136	Average	Vertical	

802.11ax HE40

CH 46 (Horizontal) Peak

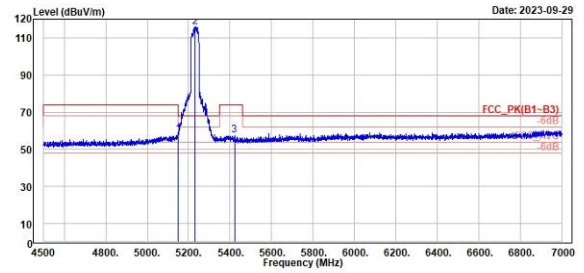
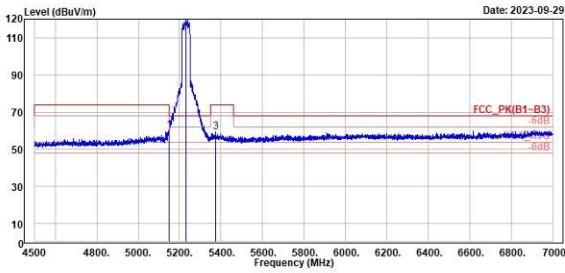
CH 46 (Vertical) Peak



TUV Rheinland Taiwan Ltd.  
No. 438-18, Sec 2, Fenliiao, Linkou Dist., New Taipei City 244, Taiwan(R.O.C.)  
Tel: +886-2172-1000 Fax: +886-2172-1322



TUV Rheinland Taiwan Ltd.  
No. 438-18, Sec 2, Fenliiao, Linkou Dist., New Taipei City 244, Taiwan(R.O.C.)  
Tel: +886-2172-1000 Fax: +886-2172-1322



1	2	3	Read Level	Level Factor	Limit Line	Over Limit	APos	TPos	Remark	Pol/Phase	Note
MHz	dBuV/m	dBuV	dB/m	dBuV/m	dB	cm	deg				
5149.50	60.29	17.39	42.90	74.00	-13.71	136	174	Peak	Horizontal		
5230.00	120.05	77.04	43.01	68.29	51.85	136	174	Peak	Horizontal		
5375.00	59.51	16.42	43.09	74.00	-14.49	136	174	Peak	Horizontal		

1	2	3	Read Level	Level Factor	Limit Line	Over Limit	APos	TPos	Remark	Pol/Phase	Note
MHz	dBuV/m	dBuV	dB/m	dBuV/m	dB	cm	deg				
5148.00	58.16	15.27	42.89	74.00	-15.84	130	133	Peak	Vertical		
5230.00	115.96	72.95	43.01	68.20	47.76	130	133	Peak	Vertical		
5421.00	57.35	14.12	43.23	74.00	-16.65	130	133	Peak	Vertical		

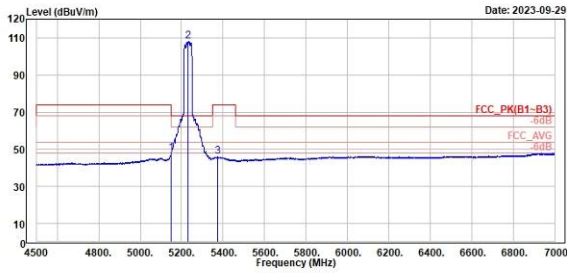
802.11ax HE40

CH 46 (Horizontal) Average

CH 46 (Vertical) Average



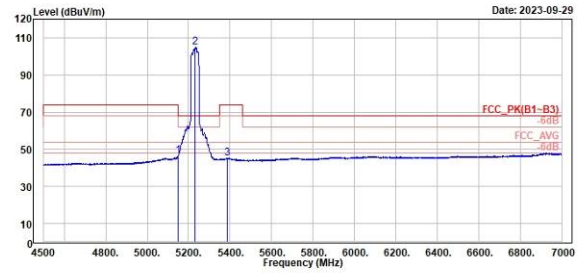
TUV Rheinland Taiwan Ltd.  
No. 438-18, Sec 2, Fenliiao, Linkou Dist., New Taipei City 244, Taiwan(R.O.C.)  
Tel: +886-2172-1000 Fax: +886-2172-1322



1	2	3							
Freq	Level	Read	Limit	Over	APos	TPos	Remark	Pol/Phase	Note
MHz	dBuV/m	dBuV	dB/m	dBuV/m	dB	cm	deg		
5150.00	47.96	5.06	42.90	54.00	-6.04	136	174	Average	Horizontal
5230.00	108.24	65.23	43.01	54.00	54.24	136	174	Average	Horizontal
5375.00	45.90	2.81	43.09	54.00	-8.10	136	174	Average	Horizontal



TUV Rheinland Taiwan Ltd.  
No. 438-18, Sec 2, Fenliiao, Linkou Dist., New Taipei City 244, Taiwan(R.O.C.)  
Tel: +886-2172-1000 Fax: +886-2172-1322



1	2	3							
Freq	Level	Read	Limit	Over	APos	TPos	Remark	Pol/Phase	Note
MHz	dBuV/m	dBuV	dB/m	dBuV/m	dB	cm	deg		
5149.50	46.42	3.52	42.90	54.00	-7.58	130	133	Average	Vertical
5230.00	104.89	61.88	43.01	54.00	50.89	130	133	Average	Vertical
5386.00	45.18	2.04	43.14	54.00	-8.82	130	133	Average	Vertical



802.11ax HE80

CH 42 (Horizontal) Peak

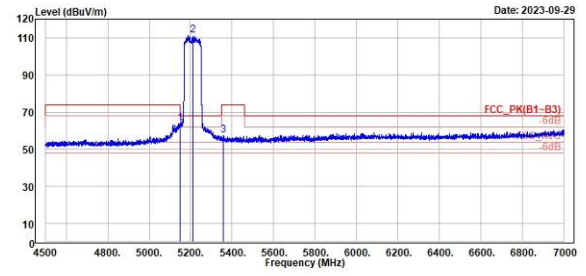
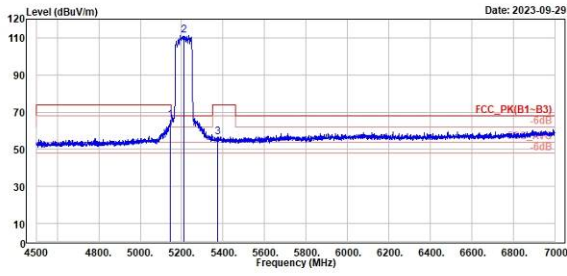
CH 42 (Vertical) Peak



TÜV Rheinland Taiwan Ltd.  
No. 438-18, Sec 2, Fenhiao, Linkou Dist., New Taipei City 244, Taiwan(R.O.C.)  
Tel: +886-2172-1000 Fax: +886-2172-1322



TÜV Rheinland Taiwan Ltd.  
No. 438-18, Sec 2, Fenhiao, Linkou Dist., New Taipei City 244, Taiwan(R.O.C.)  
Tel: +886-2172-1000 Fax: +886-2172-1322



Peak	Freq	Level	Read Level	Factor	Limit	Over	Apos	TPos	Remark	Pol/Phase	Note
	MHz	dBuV/m	dBuV	dB/m	dBuV/m	dB	cm	deg			
1	5145.00	65.61	22.75	42.86	74.00	-8.39	142	175	Peak	Horizontal	
2	5210.00	111.45	63.42	48.03	68.20	43.25	142	175	Peak	Horizontal	
3	5375.50	56.59	13.50	43.09	74.00	-17.41	142	175	Peak	Horizontal	

Peak	Freq	Level	Read Level	Factor	Limit	Over	Apos	TPos	Remark	Pol/Phase	Note
	MHz	dBuV/m	dBuV	dB/m	dBuV/m	dB	cm	deg			
1	5147.50	63.76	20.88	42.88	74.00	-10.24	153	140	Peak	Vertical	
2	5210.00	111.23	63.20	48.03	68.20	43.03	153	140	Peak	Vertical	
3	5357.50	57.47	14.47	43.00	74.00	-16.53	153	140	Peak	Vertical	

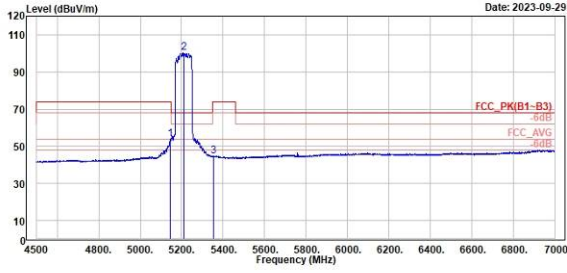
802.11ax HE80

CH 42 (Horizontal) Average

CH 42 (Vertical) Average



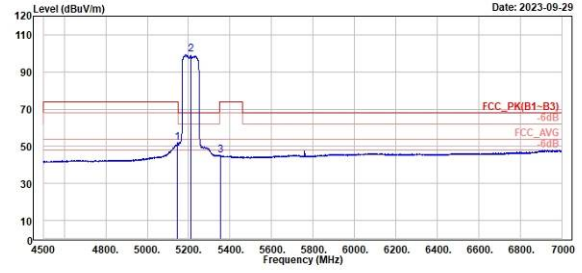
TÜV Rheinland Taiwan Ltd.  
No. 438-18, Sec 2, Fenliao, Linkou Dist., New Taipei City 244, Taiwan(R.O.C.)  
Tel: +886-2172-1000 Fax: +886-2172-1322



1	2	3	Read Level	Level Factor	Limit Line	Over Limit	APos	TPos	Remark	Pol/Phase	Note
MHz	dBuV/m	dBuV	dB/m	dBuV/m	dB	cm	deg				
5145.00	53.75	10.89	42.86	54.00	-0.25	142	175	Average	Horizontal		
5210.00	100.10	57.15	43.03	54.00	46.10	142	175	Average	Horizontal		
5353.00	44.73	1.75	42.98	54.00	-9.27	142	175	Average	Horizontal		



TÜV Rheinland Taiwan Ltd.  
No. 438-18, Sec 2, Fenliao, Linkou Dist., New Taipei City 244, Taiwan(R.O.C.)  
Tel: +886-2172-1000 Fax: +886-2172-1322



1	2	3	Read Level	Level Factor	Limit Line	Over Limit	APos	TPos	Remark	Pol/Phase	Note
MHz	dBuV/m	dBuV	dB/m	dBuV/m	dB	cm	deg				
5145.50	51.06	9.10	42.06	54.00	-2.04	153	140	Average	Vertical		
5210.00	99.35	56.32	43.03	54.00	45.35	153	140	Average	Vertical		
5352.00	45.09	2.11	42.98	54.00	-8.91	153	140	Average	Vertical		

Band Edges, 5.35GHz  
U-NII-2A

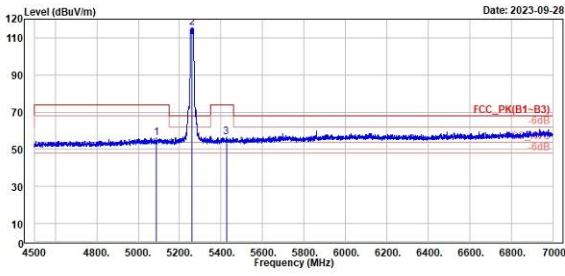
802.11a

CH 52 (Horizontal) Peak

CH 52 (Vertical) Peak



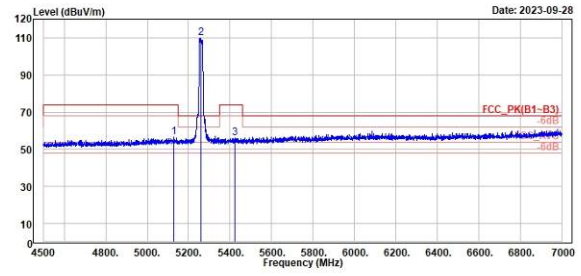
TUV Rheinland Taiwan Ltd.  
No. 438-18, Sec 2, Fenliiao, Linkou Dist., New Taipei City 244, Taiwan(R.O.C.)  
Tel: +886-2172-1000 Fax: +886-2172-1322



Peak	Freq	Level	Read	Limit	Over	APos	TPos	Remark	Pol/Phase	Note
	MHz	dBuV/m	dBuV	dB/m	dBuV/m	dB	cm	deg		
1	5086.500	55.97	13.40	42.57	74.00	-18.03	141	178 Peak	Horizontal	
2	5269.000	115.34	72.37	42.97	68.29	47.14	141	178 Peak	Horizontal	
3	5425.000	56.38	13.15	43.23	74.00	-17.62	141	178 Peak	Horizontal	



TUV Rheinland Taiwan Ltd.  
No. 438-18, Sec 2, Fenliiao, Linkou Dist., New Taipei City 244, Taiwan(R.O.C.)  
Tel: +886-2172-1000 Fax: +886-2172-1322



Peak	Freq	Level	Read	Limit	Over	APos	TPos	Remark	Pol/Phase	Note
	MHz	dBuV/m	dBuV	dB/m	dBuV/m	dB	cm	deg		
1	5130.000	56.47	13.71	42.76	74.00	-17.53	144	178 Peak	Vertical	
2	5269.000	110.17	67.20	42.97	68.29	41.97	144	178 Peak	Vertical	
3	5424.500	55.92	12.69	43.23	74.00	-16.08	144	178 Peak	Vertical	

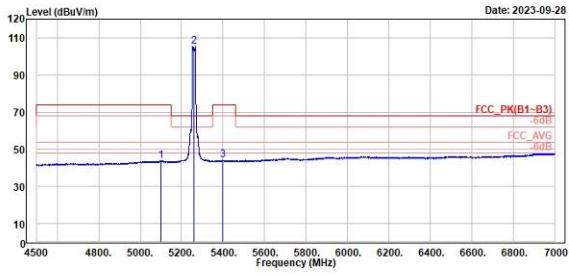
802.11a

CH 52 (Horizontal) Average

CH 52 (Vertical) Average



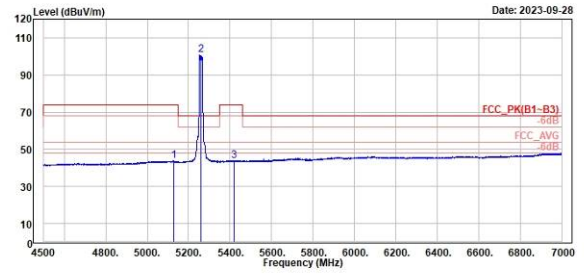
TUV Rheinland Taiwan Ltd.  
No. 438-18, Sec 2, Fenhiao, Linkou Dist., New Taipei City 244, Taiwan(R.O.C.)  
Tel: +886-2172-1000 Fax: +886-2172-1322



Read	Limit	Over	APos	TPos	Remark	Pol/Phase	Note				
Level	Line	Limit									
Factor											
dB/m	dBuV/m	dB	cm	deg							
1	5100.000	43.95	1.40	42.55	54.00	-10.05	141	178	Average	Horizontal	
2	5268.000	105.36	62.39	42.97	54.00	51.36	141	178	Average	Horizontal	
3	5399.000	44.09	0.88	43.21	54.00	-9.91	141	178	Average	Horizontal	



TUV Rheinland Taiwan Ltd.  
No. 438-18, Sec 2, Fenhiao, Linkou Dist., New Taipei City 244, Taiwan(R.O.C.)  
Tel: +886-2172-1000 Fax: +886-2172-1322



Read	Limit	Over	APos	TPos	Remark	Pol/Phase	Note				
Level	Line	Limit									
Factor											
dB/m	dBuV/m	dB	cm	deg							
1	5128.000	43.75	1.00	42.75	54.00	-10.25	144	178	Average	Vertical	
2	5268.000	100.75	57.78	42.97	54.00	46.75	144	178	Average	Vertical	
3	5420.500	44.02	0.79	43.23	54.00	-9.98	144	178	Average	Vertical	

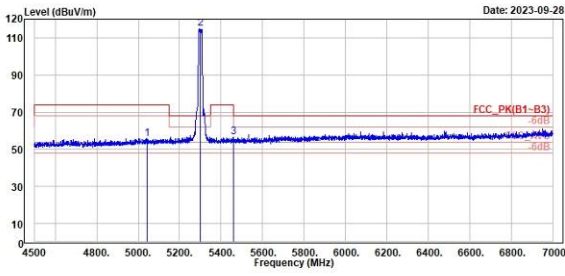
802.11a

CH 60 (Horizontal) Peak

CH 60 (Vertical) Peak



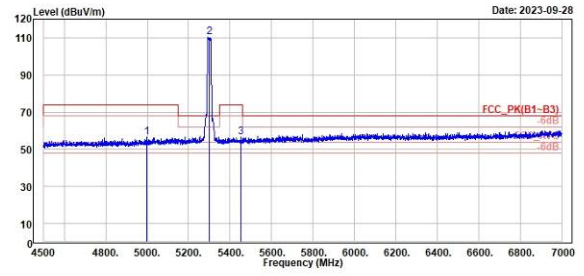
TUV Rheinland Taiwan Ltd.  
No. 438-18, Sec 2, Fenhiao, Linkou Dist., New Taipei City 244, Taiwan(R.O.C.)  
Tel: +886-2172-1000 Fax: +886-2172-1322



Peak	Freq	Level	Read	Limit	Over	APos	TPos	Remark	Pol/Phase	Note
	MHz	dBuV/m	dBuV	dB/m	dBuV/m	dB	cm	deg		
1	5044.500	55.76	13.16	42.60	74.00	-18.24	139	181 Peak	Horizontal	
2	5300.000	115.20	72.20	42.92	68.20	47.00	139	181 Peak	Horizontal	
3	5458.000	56.69	13.43	43.26	74.00	-17.31	139	181 Peak	Horizontal	



TUV Rheinland Taiwan Ltd.  
No. 438-18, Sec 2, Fenhiao, Linkou Dist., New Taipei City 244, Taiwan(R.O.C.)  
Tel: +886-2172-1000 Fax: +886-2172-1322



Peak	Freq	Level	Read	Limit	Over	APos	TPos	Remark	Pol/Phase	Note
	MHz	dBuV/m	dBuV	dB/m	dBuV/m	dB	cm	deg		
1	4996.000	56.66	14.20	42.46	74.00	-17.34	135	184 Peak	Vertical	
2	5300.000	110.59	67.67	42.92	68.20	42.39	135	184 Peak	Vertical	
3	5451.000	56.72	13.47	43.25	74.00	-17.28	135	184 Peak	Vertical	

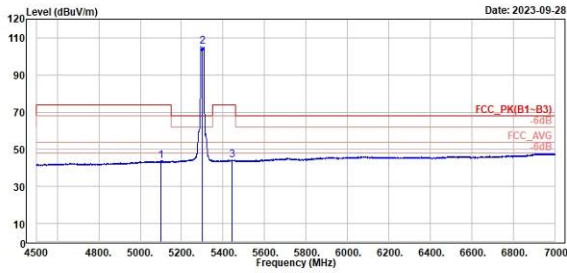
802.11a

CH 60 (Horizontal) Average

CH 60 (Vertical) Average



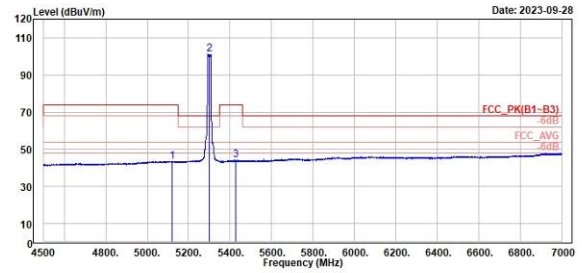
TUV Rheinland Taiwan Ltd.  
No. 438-18, Sec 2, Fenhiao, Linkou Dist., New Taipei City 244, Taiwan(R.O.C.)  
Tel: +886-2172-1000 Fax: +886-2172-1322



1	2	3							
Freq	Level	Read	Limit	Over	APos	TPos	Remark	Pol/Phase	Note
MHz	dBuV/m	dBuV	dB/m	dBuV/m	dB	cm	deg		
5100.500	43.66	1.10	42.56	54.00	-10.34	139	181 Average	Horizontal	
5300.000	105.25	62.33	42.92	54.00	51.25	139	181 Average	Horizontal	
5444.000	44.11	0.86	43.25	54.00	-9.89	139	181 Average	Horizontal	



TUV Rheinland Taiwan Ltd.  
No. 438-18, Sec 2, Fenhiao, Linkou Dist., New Taipei City 244, Taiwan(R.O.C.)  
Tel: +886-2172-1000 Fax: +886-2172-1322



1	2	3							
Freq	Level	Read	Limit	Over	APos	TPos	Remark	Pol/Phase	Note
MHz	dBuV/m	dBuV	dB/m	dBuV/m	dB	cm	deg		
5119.000	43.52	0.84	42.68	54.00	-10.48	135	184 Average	Vertical	
5300.000	101.17	56.25	42.92	54.00	47.17	135	184 Average	Vertical	
5429.000	44.28	1.05	43.23	54.00	-9.72	135	184 Average	Vertical	

802.11a

CH 64 (Horizontal) Peak

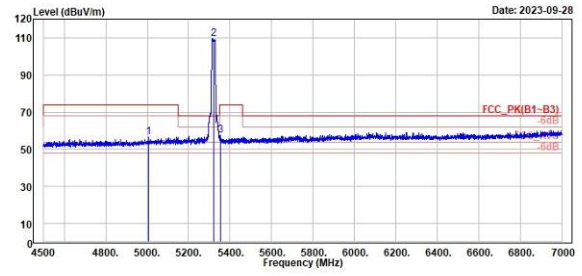
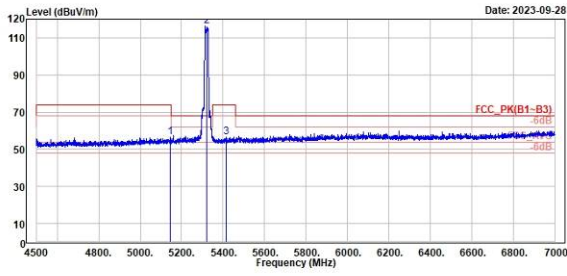
CH 64 (Vertical) Peak



TUV Rheinland Taiwan Ltd.  
No. 438-18, Sec 2, Fenhiao, Linkou Dist., New Taipei City 244, Taiwan(R.O.C.)  
Tel: +886-2172-1000 Fax: +886-2172-1322



TUV Rheinland Taiwan Ltd.  
No. 438-18, Sec 2, Fenhiao, Linkou Dist., New Taipei City 244, Taiwan(R.O.C.)  
Tel: +886-2172-1000 Fax: +886-2172-1322



Peak	Freq	Level	Read	Limit	Over	APos	TPos	Remark	Pol/Phase	Note
	MHz	dBuV/m	dBuV	dB/m	dBuV/m	dB	cm	deg		
1	5146.000	56.46	13.59	42.87	74.00	-17.54	144	176	Peak	Horizontal
2	5320.000	116.23	73.29	42.94	68.29	46.03	144	176	Peak	Horizontal
3	5416.000	56.62	13.40	43.22	74.00	-17.38	144	176	Peak	Horizontal

Peak	Freq	Level	Read	Limit	Over	APos	TPos	Remark	Pol/Phase	Note
	MHz	dBuV/m	dBuV	dB/m	dBuV/m	dB	cm	deg		
1	5007.500	56.56	14.07	42.49	74.00	-17.44	128	182	Peak	Vertical
2	5320.000	109.53	65.59	42.94	68.29	41.33	128	182	Peak	Vertical
3	5354.000	57.42	14.43	42.99	74.00	-16.58	128	182	Peak	Vertical

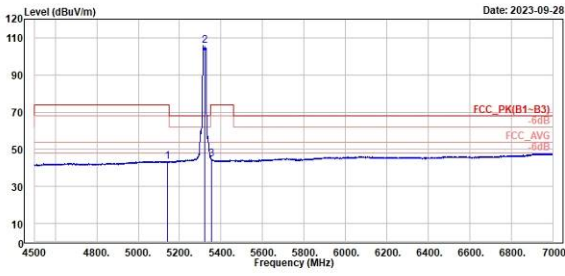
802.11a

CH 64 (Horizontal) Average

CH 64 (Vertical) Average



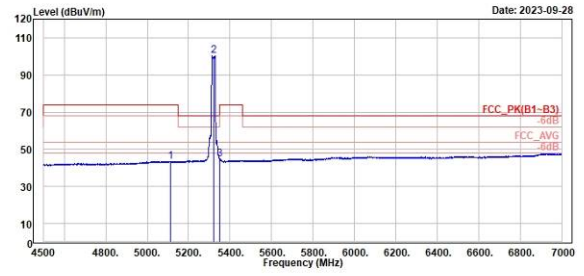
TUV Rheinland Taiwan Ltd.  
No. 438-18, Sec 2, Fenliiao, Linkou Dist., New Taipei City 244, Taiwan(R.O.C.)  
Tel: +886-2172-1000 Fax: +886-2172-1322



1	2	3	Read Level	Level Factor	Limit Line	Over Limit	APos	TPos	Remark	Pol/Phase	Note
MHz	dBuV/m	dBuV	dB/m	dBuV/m	dB	cm	deg				
5139.500	43.57	0.74	42.83	54.00	-10.43	144	176	Average	Horizontal		
5330.000	105.79	62.85	42.94	54.00	51.79	144	176	Average	Horizontal		
5353.000	44.02	1.94	42.98	54.00	-9.08	144	176	Average	Horizontal		



TUV Rheinland Taiwan Ltd.  
No. 438-18, Sec 2, Fenliiao, Linkou Dist., New Taipei City 244, Taiwan(R.O.C.)  
Tel: +886-2172-1000 Fax: +886-2172-1322



1	2	3	Read Level	Level Factor	Limit Line	Over Limit	APos	TPos	Remark	Pol/Phase	Note
MHz	dBuV/m	dBuV	dB/m	dBuV/m	dB	cm	deg				
5110.500	43.56	0.94	42.62	54.00	-10.44	128	182	Average	Vertical		
5330.000	100.55	57.61	42.94	54.00	46.55	128	182	Average	Vertical		
5350.000	44.74	1.77	42.97	54.00	-9.26	128	182	Average	Vertical		



802.11ax HE20

CH 52 (Horizontal) Peak

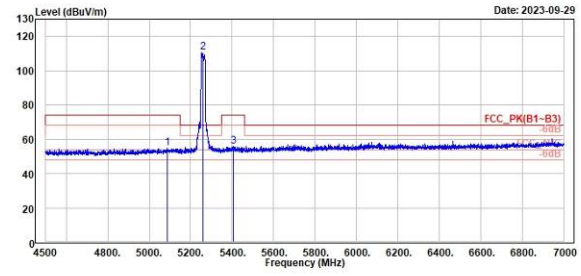
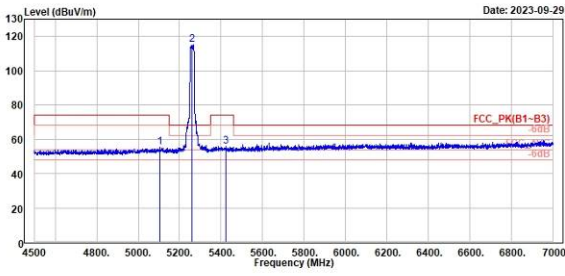
CH 52 (Vertical) Peak



TUV Rheinland Taiwan Ltd.  
No. 438-18, Sec 2, Fenliiao, Linkou Dist., New Taipei City 244, Taiwan(R.O.C.)  
Tel: +886-2172-1000 Fax: +886-2172-1322



TUV Rheinland Taiwan Ltd.  
No. 438-18, Sec 2, Fenliiao, Linkou Dist., New Taipei City 244, Taiwan(R.O.C.)  
Tel: +886-2172-1000 Fax: +886-2172-1322



Peak	Freq	Level	Read Level	Factor	Limit	Over	Apos	TPos	Remark	Pol/Phase	Note
	MHz	dBuV/m	dBuV	dB/m	dBuV/m	dB	cm	deg			
1	5183.500	55.36	14.05	41.31	74.00	-18.64	135	176	Peak	Horizontal	
2	5268.000	115.02	73.34	41.68	68.28	46.82	135	176	Peak	Horizontal	
3	5424.000	55.97	13.66	42.31	74.00	-18.03	135	176	Peak	Horizontal	

Peak	Freq	Level	Read Level	Factor	Limit	Over	Apos	TPos	Remark	Pol/Phase	Note
	MHz	dBuV/m	dBuV	dB/m	dBuV/m	dB	cm	deg			
1	5086.500	55.01	13.72	41.29	74.00	-18.99	134	177	Peak	Vertical	
2	5268.000	110.56	68.88	41.68	68.28	42.36	134	177	Peak	Vertical	
3	5408.000	55.65	13.22	42.43	74.00	-18.35	134	177	Peak	Vertical	

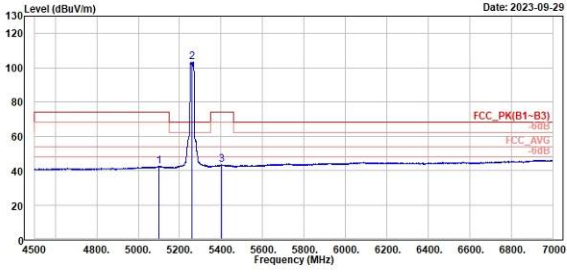
802.11ax HE20

CH 52 (Horizontal) Average

CH 52 (Vertical) Average



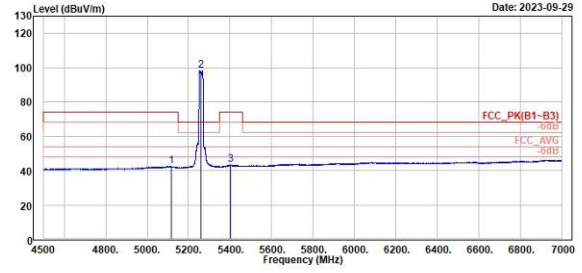
TUV Rheinland Taiwan Ltd.  
No. 438-18, Sec 2, Fenliiao, Linkou Dist., New Taipei City 244, Taiwan(R.O.C.)  
Tel: +886-2172-1000 Fax: +886-2172-1322



1	2	3
5181.500	5269.000	5404.500
42.70	103.51	43.28
1.40	61.83	0.83
41.30	41.68	42.45
54.00	54.00	54.00
-11.30	49.51	-10.72
135	135	135
176	176	176
Average	Average	Average
Horizontal	Horizontal	Horizontal



TUV Rheinland Taiwan Ltd.  
No. 438-18, Sec 2, Fenliiao, Linkou Dist., New Taipei City 244, Taiwan(R.O.C.)  
Tel: +886-2172-1000 Fax: +886-2172-1322



1	2	3
5115.500	5269.000	5404.000
42.42	98.44	43.34
1.08	56.76	0.88
41.34	41.68	42.46
54.00	54.00	54.00
-11.58	44.44	-10.66
134	134	134
177	177	177
Average	Average	Average
Vertical	Vertical	Vertical

802.11ax HE20

CH 60 (Horizontal) Peak

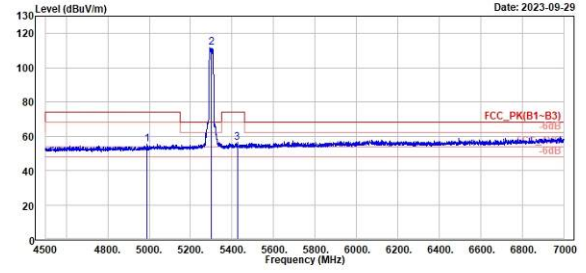
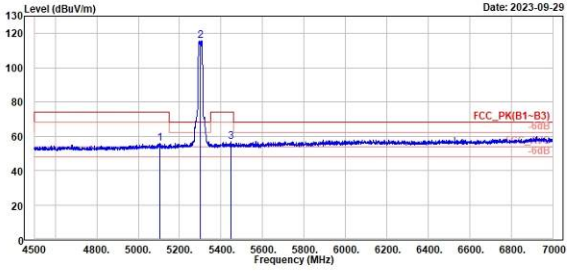
CH 60 (Vertical) Peak



TUV Rheinland Taiwan Ltd.  
No. 438-18, Sec 2, Fenliiao, Linkou Dist., New Taipei City 244, Taiwan(R.O.C.)  
Tel: +886-2172-1000 Fax: +886-2172-1322



TUV Rheinland Taiwan Ltd.  
No. 438-18, Sec 2, Fenliiao, Linkou Dist., New Taipei City 244, Taiwan(R.O.C.)  
Tel: +886-2172-1000 Fax: +886-2172-1322



Peak	Freq	Level	Read	Limit	Over	APos	TPos	Remark	Pol/Phase	Note
	MHz	dBuV/m	dBuV	dB/m	dBuV/m	dB	cm	deg		
1	5102.500	55.85	14.54	41.31	74.00	-18.15	132	176	Peak	Horizontal
2	5300.000	115.64	73.61	42.03	68.29	47.44	132	176	Peak	Horizontal
3	5447.500	56.87	14.73	42.14	74.00	-17.13	132	176	Peak	Horizontal

Peak	Freq	Level	Read	Limit	Over	APos	TPos	Remark	Pol/Phase	Note
	MHz	dBuV/m	dBuV	dB/m	dBuV/m	dB	cm	deg		
1	4989.500	55.41	14.28	41.13	74.00	-18.59	141	177	Peak	Vertical
2	5300.000	111.76	69.73	42.03	66.20	43.56	141	177	Peak	Vertical
3	5425.000	56.36	14.06	42.30	74.00	-17.64	141	177	Peak	Vertical

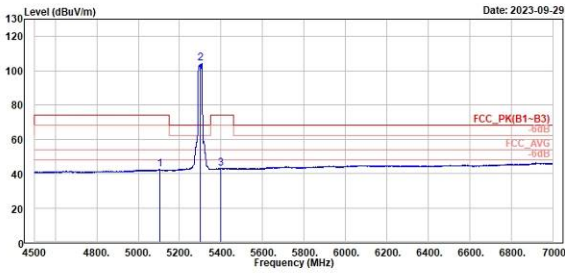
802.11ax HE20

CH 60 (Horizontal) Average

CH 60 (Vertical) Average



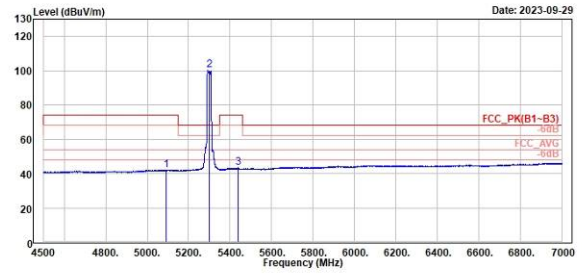
TUV Rheinland Taiwan Ltd.  
No. 438-18, Sec 2, Fenliiao, Linkou Dist., New Taipei City 244, Taiwan(R.O.C.)  
Tel: +886-2172-1000 Fax: +886-2172-1322



1	2	3	Read Level	Level Factor	Limit Line	Over Limit	APos	TPos	Remark	Pol/Phase	Note
MHz	dBuV/m	dBuV	dB/m	dBuV/m	dB	cm	deg				
5196.000	42.28	0.96	41.32	54.00	-11.72	132	176	Average	Horizontal		
5300.000	104.21	62.18	42.03	54.00	50.21	132	176	Average	Horizontal		
5398.500	43.20	0.73	42.47	54.00	-10.80	132	176	Average	Horizontal		



TUV Rheinland Taiwan Ltd.  
No. 438-18, Sec 2, Fenliiao, Linkou Dist., New Taipei City 244, Taiwan(R.O.C.)  
Tel: +886-2172-1000 Fax: +886-2172-1322



1	2	3	Read Level	Level Factor	Limit Line	Over Limit	APos	TPos	Remark	Pol/Phase	Note
MHz	dBuV/m	dBuV	dB/m	dBuV/m	dB	cm	deg				
5093.500	42.24	0.94	41.30	54.00	-11.76	141	177	Average	Vertical		
5300.000	100.14	58.11	42.03	54.00	46.14	141	177	Average	Vertical		
5437.500	43.37	1.16	42.21	54.00	-10.63	141	177	Average	Vertical		

802.11ax HE20

CH 64 (Horizontal) Peak

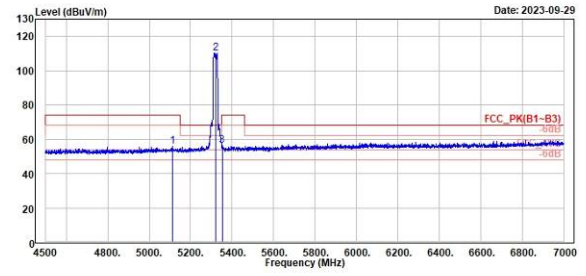
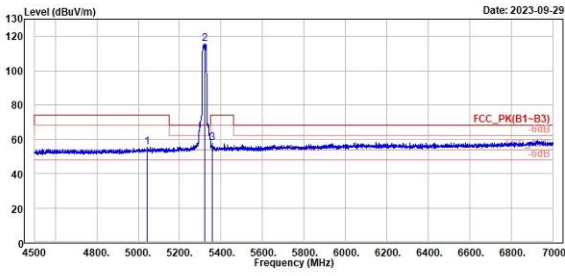
CH 64 (Vertical) Peak



TUV Rheinland Taiwan Ltd.  
No. 438-18, Sec 2, Fenliao, Linkou Dist., New Taipei City 244, Taiwan(R.O.C.)  
Tel: +886-2172-1000 Fax: +886-2172-1322



TUV Rheinland Taiwan Ltd.  
No. 438-18, Sec 2, Fenliao, Linkou Dist., New Taipei City 244, Taiwan(R.O.C.)  
Tel: +886-2172-1000 Fax: +886-2172-1322



Peak	Freq	Level	Read	Limit	Over	APos	TPos	Remark	Pol/Phase	Note
	MHz	dBuV/m	dBuV	dB/m	dBuV/m	dB	cm	deg		
1	5044.500	55.28	14.02	41.26	74.00	-18.72	132	179	Peak	Horizontal
2	5320.000	115.52	73.60	41.92	68.20	47.32	132	179	Peak	Horizontal
3	5356.500	57.68	15.83	41.85	74.00	-16.32	132	179	Peak	Horizontal

Peak	Freq	Level	Read	Limit	Over	APos	TPos	Remark	Pol/Phase	Note
	MHz	dBuV/m	dBuV	dB/m	dBuV/m	dB	cm	deg		
1	5111.000	55.90	14.57	41.33	74.00	-18.10	145	178	Peak	Vertical
2	5320.000	110.23	68.31	41.92	68.20	42.03	145	178	Peak	Vertical
3	5351.500	56.12	14.34	41.78	74.00	-17.88	145	178	Peak	Vertical

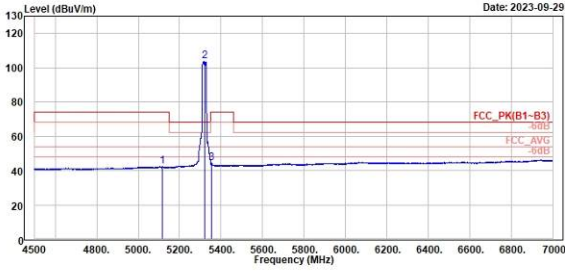
802.11ax HE20

CH 64 (Horizontal) Average

CH 64 (Vertical) Average



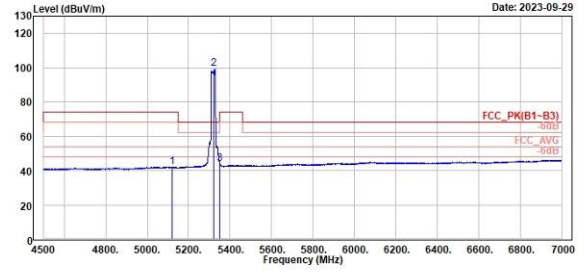
TUV Rheinland Taiwan Ltd.  
No. 438-18, Sec 2, Fenliiao, Linkou Dist., New Taipei City 244, Taiwan(R.O.C.)  
Tel: +886-2172-1000 Fax: +886-2172-1322



1	2	3	Read Level	Level Factor	Limit Line	Over Limit	APos	TPos	Remark	Pol/Phase	Note
MHz	dBuV/m	dBuV	dB/m	dBuV/m	dB	cm	deg				
5114.500	42.30	0.96	41.34	54.00	-11.70	132	179	Average	Horizontal		
5338.000	103.60	61.68	41.92	54.00	49.60	132	179	Average	Horizontal		
5354.000	44.25	2.43	41.82	54.00	-9.75	132	179	Average	Horizontal		



TUV Rheinland Taiwan Ltd.  
No. 438-18, Sec 2, Fenliiao, Linkou Dist., New Taipei City 244, Taiwan(R.O.C.)  
Tel: +886-2172-1000 Fax: +886-2172-1322



1	2	3	Read Level	Level Factor	Limit Line	Over Limit	APos	TPos	Remark	Pol/Phase	Note
MHz	dBuV/m	dBuV	dB/m	dBuV/m	dB	cm	deg				
5121.000	42.19	0.83	41.36	54.00	-11.81	145	178	Average	Vertical		
5320.000	59.44	57.52	41.92	54.00	45.44	145	178	Average	Vertical		
5350.000	44.01	2.25	41.76	54.00	-9.99	145	178	Average	Vertical		

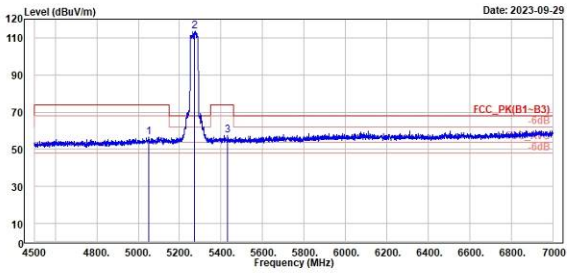
802.11ax HE40

CH 54 (Horizontal) Peak

CH 54 (Vertical) Peak



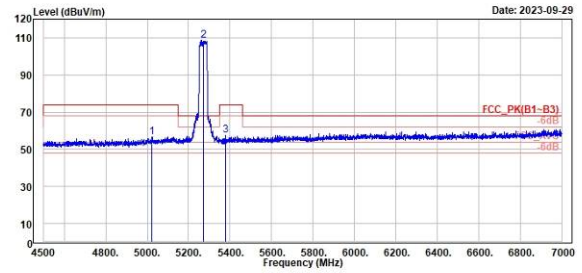
TUV Rheinland Taiwan Ltd.  
No. 438-18, Sec 2, Fenhiao, Linkou Dist., New Taipei City 244, Taiwan(R.O.C.)  
Tel: +886-2172-1000 Fax: +886-2172-1322



Peak	Freq	Level	Read	Limit	Over	APos	TPos	Remark	Pol/Phase	Note
	MHz	dBuV/m	dBuV	dB/m	dBuV/m	dB	cm	deg		
1	5052.000	56.51	13.90	42.61	74.00	-17.49	144	177	Peak	Horizontal
2	5278.000	113.50	70.54	42.96	68.20	45.30	144	177	Peak	Horizontal
3	5432.000	57.49	14.25	43.24	74.00	-16.51	144	177	Peak	Horizontal



TUV Rheinland Taiwan Ltd.  
No. 438-18, Sec 2, Fenhiao, Linkou Dist., New Taipei City 244, Taiwan(R.O.C.)  
Tel: +886-2172-1000 Fax: +886-2172-1322



Peak	Freq	Level	Read	Limit	Over	APos	TPos	Remark	Pol/Phase	Note
	MHz	dBuV/m	dBuV	dB/m	dBuV/m	dB	cm	deg		
1	5023.500	56.65	14.11	42.54	74.00	-17.35	137	139	Peak	Vertical
2	5278.000	100.00	65.84	42.96	68.20	40.60	137	139	Peak	Vertical
3	5378.000	57.63	14.53	43.10	74.00	-16.37	137	139	Peak	Vertical

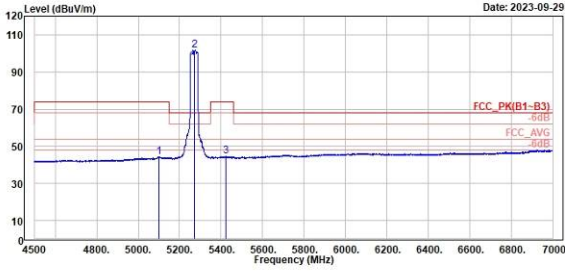
802.11ax HE40

CH 54 (Horizontal) Average

CH 54 (Vertical) Average



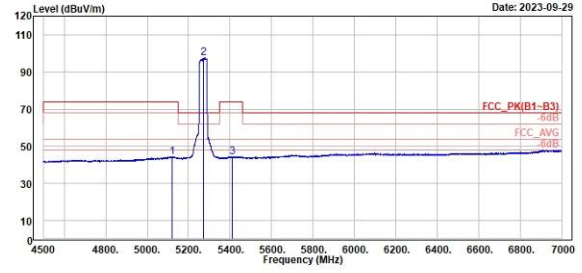
TUV Rheinland Taiwan Ltd.  
No. 438-18, Sec 2, Fenliao, Linkou Dist., New Taipei City 244, Taiwan(R.O.C.)  
Tel: +886-2172-1000 Fax: +886-2172-1322



Freq	Level	Read Level	Factor	Limit Line	Over Limit	APos	TPos	Remark	Pol/Phase	Note
MHz	dBuV/m	dBuV	dB/m	dBuV/m	dB	cm	deg			
1	5190.500	44.15	1.59	42.56	54.00	-9.85	144	177 Average	Horizontal	
2	5278.000	101.06	50.90	42.96	54.00	47.86	144	177 Average	Horizontal	
3	5422.000	44.61	1.38	43.23	54.00	-9.39	144	177 Average	Horizontal	



TUV Rheinland Taiwan Ltd.  
No. 438-18, Sec 2, Fenliao, Linkou Dist., New Taipei City 244, Taiwan(R.O.C.)  
Tel: +886-2172-1000 Fax: +886-2172-1322



Freq	Level	Read Level	Factor	Limit Line	Over Limit	APos	TPos	Remark	Pol/Phase	Note
MHz	dBuV/m	dBuV	dB/m	dBuV/m	dB	cm	deg			
1	5122.000	44.34	1.64	42.70	54.00	-9.66	137	139 Average	Vertical	
2	5278.000	97.68	54.72	42.96	54.00	43.68	137	139 Average	Vertical	
3	5410.500	44.47	1.25	43.22	54.00	-9.53	137	139 Average	Vertical	



802.11ax HE40

CH 62 (Horizontal) Peak

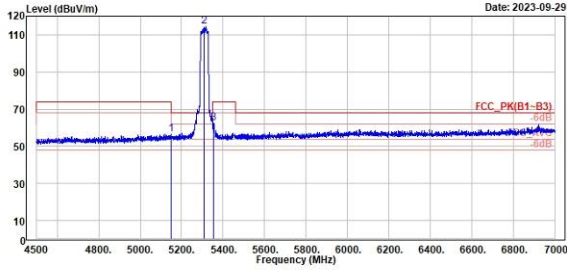
CH 62 (Vertical) Peak



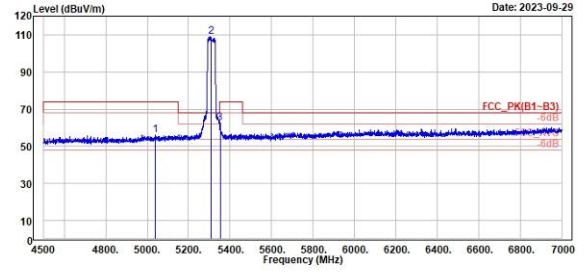
TUV Rheinland Taiwan Ltd.  
No. 438-18, Sec 2, Fenliao, Linkou Dist., New Taipei City 244, Taiwan(R.O.C.)  
Tel: +886-2172-1000 Fax: +886-2172-1322



TUV Rheinland Taiwan Ltd.  
No. 438-18, Sec 2, Fenliao, Linkou Dist., New Taipei City 244, Taiwan(R.O.C.)  
Tel: +886-2172-1000 Fax: +886-2172-1322



Peak	Freq	Level	Read	Limit	Over	APos	TPos	Remark	Pol/Phase	Note
	MHz	dBuV/m	dBuV	dB/m	dBuV/m	dB	cm	deg		
1	5149.500	56.52	13.62	42.90	74.00	-17.48	140	176	Peak	Horizontal
2	5310.000	114.35	71.42	42.93	68.29	46.15	140	176	Peak	Horizontal
3	5353.000	62.47	19.49	42.98	74.00	-11.53	140	176	Peak	Horizontal



Peak	Freq	Level	Read	Limit	Over	APos	TPos	Remark	Pol/Phase	Note
	MHz	dBuV/m	dBuV	dB/m	dBuV/m	dB	cm	deg		
1	5039.500	56.24	13.66	42.58	74.00	-17.76	134	139	Peak	Vertical
2	5310.000	109.06	66.13	42.93	68.20	40.86	134	139	Peak	Vertical
3	5351.500	62.45	19.47	42.98	74.00	-11.55	134	139	Peak	Vertical

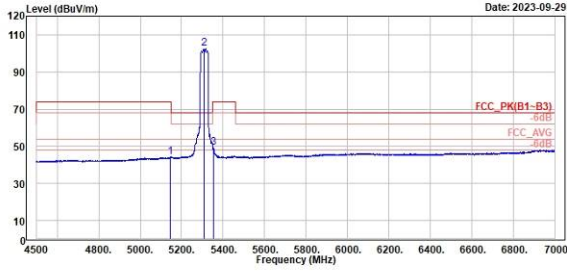
802.11ax HE40

CH 62 (Horizontal) Average

CH 62 (Vertical) Average



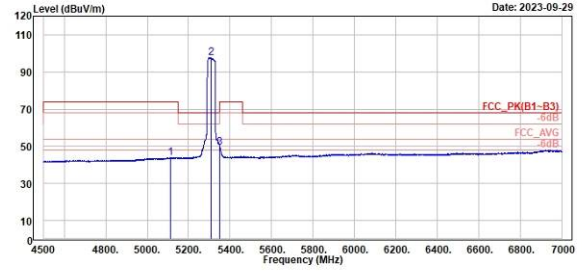
TUV Rheinland Taiwan Ltd.  
No. 438-18, Sec 2, Fenliiao, Linkou Dist., New Taipei City 244, Taiwan(R.O.C.)  
Tel: +886-2172-1000 Fax: +886-2172-1322



1	2	3	Read Level	Level Factor	Limit Line	Over Limit	APos	TPos	Remark	Pol/Phase	Note
MHz	dBuV/m	dBuV	dB/m	dBuV/m	dB	cm	deg				
1	5147.000	44.13	1.26	42.87	54.00	-9.87	140	176	Average	Horizontal	
2	5310.000	102.02	59.89	42.93	54.00	48.02	140	176	Average	Horizontal	
3	5353.500	49.34	6.36	42.98	54.00	-4.66	140	176	Average	Horizontal	



TUV Rheinland Taiwan Ltd.  
No. 438-18, Sec 2, Fenliiao, Linkou Dist., New Taipei City 244, Taiwan(R.O.C.)  
Tel: +886-2172-1000 Fax: +886-2172-1322



1	2	3	Read Level	Level Factor	Limit Line	Over Limit	APos	TPos	Remark	Pol/Phase	Note
MHz	dBuV/m	dBuV	dB/m	dBuV/m	dB	cm	deg				
1	5113.000	43.90	1.25	42.65	54.00	-10.10	134	139	Average	Vertical	
2	5310.000	97.74	54.81	42.93	54.00	43.74	134	139	Average	Vertical	
3	5350.000	49.46	6.49	42.97	54.00	-4.54	134	139	Average	Vertical	

802.11ax HE80

CH 58 (Horizontal) Peak

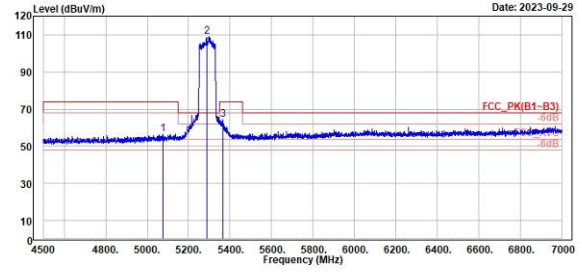
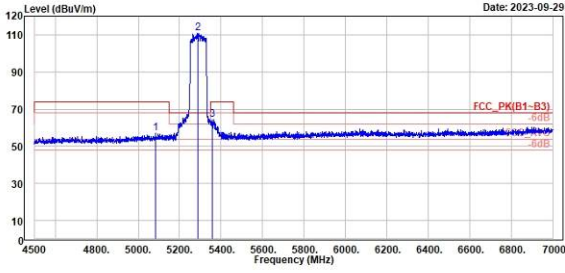
CH 58 (Vertical) Peak



TÜV Rheinland Taiwan Ltd.  
No. 438-18, Sec 2, Fenhiao, Linkou Dist., New Taipei City 244, Taiwan(R.O.C.)  
Tel: +886-2172-1000 Fax: +886-2172-1322



TÜV Rheinland Taiwan Ltd.  
No. 438-18, Sec 2, Fenhiao, Linkou Dist., New Taipei City 244, Taiwan(R.O.C.)  
Tel: +886-2172-1000 Fax: +886-2172-1322



Peak	Freq	Level	Read	Limit	Over	Apos	TPos	Remark	Pol/Phase	Note
	MHz	dBuV/m	dBuV	dB/m	dBuV/m	dB	cm	deg		
1	5083.000	57.00	14.43	42.57	74.00	-17.00	140	178 Peak	Horizontal	
2	5290.000	118.90	68.84	42.94	68.29	42.78	140	178 Peak	Horizontal	
3	5358.500	64.42	21.42	43.00	74.00	-9.58	140	178 Peak	Horizontal	

Peak	Freq	Level	Read	Limit	Over	Apos	TPos	Remark	Pol/Phase	Note
	MHz	dBuV/m	dBuV	dB/m	dBuV/m	dB	cm	deg		
1	5076.500	56.70	14.11	42.59	74.00	-17.30	159	137 Peak	Vertical	
2	5290.000	100.93	65.99	42.94	68.20	40.73	159	137 Peak	Vertical	
3	5364.000	64.27	21.23	43.04	74.00	-9.73	159	137 Peak	Vertical	

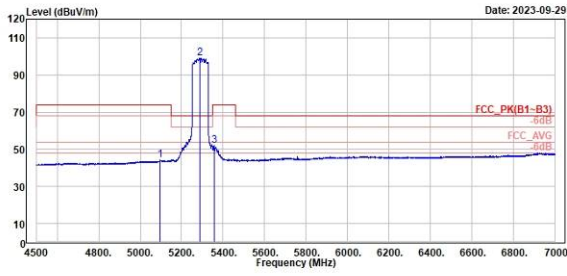
802.11ax HE80

CH 58 (Horizontal) Average

CH 58 (Vertical) Average



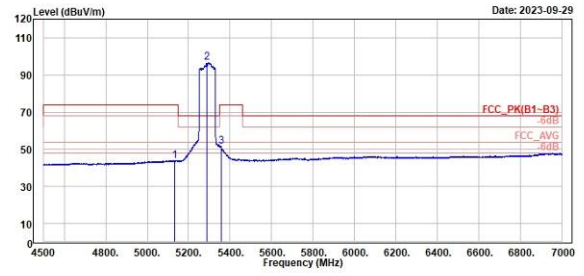
TUV Rheinland Taiwan Ltd.  
No. 438-18, Sec 2, Fenliao, Linkou Dist., New Taipei City 244, Taiwan(R.O.C.)  
Tel: +886-2172-1000 Fax: +886-2172-1322



1	2	3	Read Level	Level Factor	Limit Line	Over Limit	APos	TPos	Remark	Pol/Phase	Note
MHz	dBuV/m	dBuV	dB/m	dBuV/m	dB	cm	deg				
5095.500	44.23	1.67	42.56	54.00	-9.77	140	178	Average	Horizontal		
5230.000	99.21	56.27	42.94	54.00	45.21	140	178	Average	Horizontal		
5356.500	52.02	9.02	43.00	54.00	-1.98	140	178	Average	Horizontal		



TUV Rheinland Taiwan Ltd.  
No. 438-18, Sec 2, Fenliao, Linkou Dist., New Taipei City 244, Taiwan(R.O.C.)  
Tel: +886-2172-1000 Fax: +886-2172-1322



1	2	3	Read Level	Level Factor	Limit Line	Over Limit	APos	TPos	Remark	Pol/Phase	Note
MHz	dBuV/m	dBuV	dB/m	dBuV/m	dB	cm	deg				
5134.000	44.00	1.22	42.78	54.00	-10.00	159	137	Average	Vertical		
5230.000	96.61	53.67	42.94	54.00	42.61	159	137	Average	Vertical		
5356.500	51.48	8.48	43.00	54.00	-2.52	159	137	Average	Vertical		

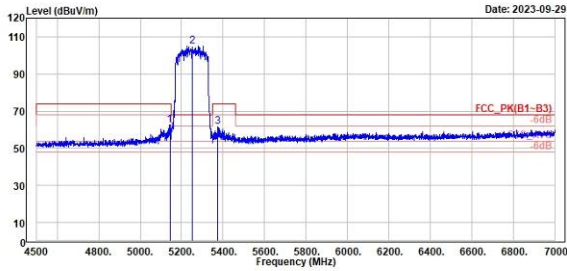
802.11ax HE160

CH 50 (Horizontal) Peak

CH 50 (Vertical) Peak



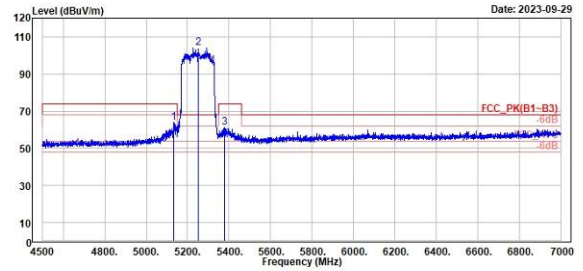
TUV Rheinland Taiwan Ltd.  
No. 438-18, Sec 2, Fenhiao, Linkou Dist., New Taipei City 244, Taiwan(R.O.C.)  
Tel: +886-2172-1000 Fax: +886-2172-1322



Peak	Freq (MHz)	Level (dBuV/m)	Read Level (dBuV)	Factor (dB/m)	Limit Line (dBuV/m)	Over Limit (dB)	APos (cm)	TPos (deg)	Remark	Pol/Phase	Note
1	5143.000	62.60	19.75	42.85	74.00	-11.40	145	176	Peak	Horizontal	
2	5250.000	105.11	62.13	42.98	68.28	36.91	145	176	Peak	Horizontal	
3	5374.000	61.68	18.59	43.09	74.00	-12.32	145	176	Peak	Horizontal	



TUV Rheinland Taiwan Ltd.  
No. 438-18, Sec 2, Fenhiao, Linkou Dist., New Taipei City 244, Taiwan(R.O.C.)  
Tel: +886-2172-1000 Fax: +886-2172-1322



Peak	Freq (MHz)	Level (dBuV/m)	Read Level (dBuV)	Factor (dB/m)	Limit Line (dBuV/m)	Over Limit (dB)	APos (cm)	TPos (deg)	Remark	Pol/Phase	Note
1	5134.000	64.09	21.31	42.78	74.00	-9.91	150	139	Peak	Vertical	
2	5250.000	104.00	61.02	42.98	68.20	35.80	150	139	Peak	Vertical	
3	5378.000	61.01	17.91	43.10	74.00	-12.99	150	139	Peak	Vertical	

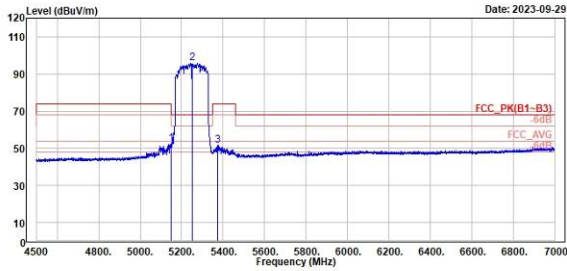
802.11ax HE160

CH 50 (Horizontal) Average

CH 50 (Vertical) Average



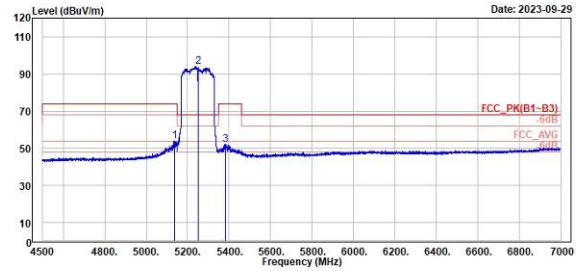
TUV Rheinland Taiwan Ltd.  
No. 438-18, Sec 2, Fenhiao, Linkou Dist., New Taipei City 244, Taiwan(R.O.C.)  
Tel: +886-2172-1000 Fax: +886-2172-1322



Freq	Level	Read	Level	Factor	Limit	Over	APos	TPos	Remark	Pol/Phase	Note
MHz	dBuV/m	dBuV	dB/m	dBuV/m	dB	dB	cm	deg			
1   5147.500	52.34	9.46	42.88	54.00	-1.66	145	176	Average	Horizontal		
2 * 5250.000	96.00	53.82	42.18	54.00	42.00	145	176	Average	Horizontal		
3   5372.500	51.54	8.46	43.08	54.00	-2.46	145	176	Average	Horizontal		



TUV Rheinland Taiwan Ltd.  
No. 438-18, Sec 2, Fenhiao, Linkou Dist., New Taipei City 244, Taiwan(R.O.C.)  
Tel: +886-2172-1000 Fax: +886-2172-1322



Freq	Level	Read	Level	Factor	Limit	Over	APos	TPos	Remark	Pol/Phase	Note
MHz	dBuV/m	dBuV	dB/m	dBuV/m	dB	dB	cm	deg			
1   5137.500	53.80	10.99	42.81	54.00	-0.20	150	139	Average	Vertical		
2 * 5250.000	94.00	51.10	42.90	54.00	40.00	150	139	Average	Vertical		
3   5384.000	52.21	9.07	43.14	54.00	-1.79	150	139	Average	Vertical		

Band Edges, 5.3GHz ~ 5.47GHz, 5.725GHz  
U-NII-2C

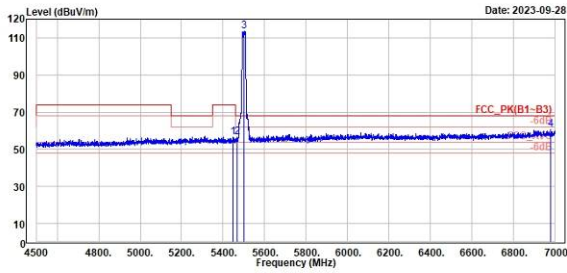
802.11a

CH 100 (Horizontal) Peak

CH 100 (Vertical) Peak



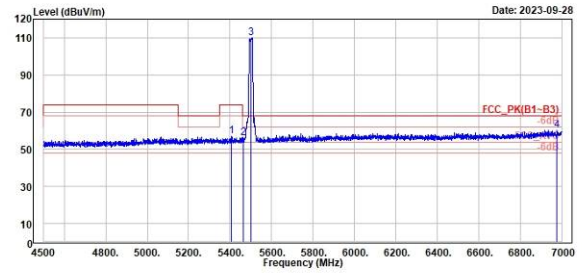
TUV Rheinland Taiwan Ltd.  
No. 438-18, Sec 2, Fenliiao, Linkou Dist., New Taipei City 244, Taiwan(R.O.C.)  
Tel: +886-2172-1000 Fax: +886-2172-1322



Peak	Freq	Level	Read	Limit	Over	APos	TPos	Remark	Pol/Phase	Note
	MHz	dBuV/m	dBuV	dB/m	dBuV/m	dB	cm	deg		
1	5447.00	56.71	13.46	43.25	74.00	-17.29	142	176 Peak	Horizontal	
2	5469.00	56.43	13.16	43.27	68.20	-11.77	142	176 Peak	Horizontal	
3 *	5500.00	113.39	70.10	43.29	68.20	45.19	142	176 Peak	Horizontal	
4	6979.50	60.90	15.55	45.35	68.20	-7.30	142	176 Peak	Horizontal	



TUV Rheinland Taiwan Ltd.  
No. 438-18, Sec 2, Fenliiao, Linkou Dist., New Taipei City 244, Taiwan(R.O.C.)  
Tel: +886-2172-1000 Fax: +886-2172-1322



Peak	Freq	Level	Read	Limit	Over	APos	TPos	Remark	Pol/Phase	Note
	MHz	dBuV/m	dBuV	dB/m	dBuV/m	dB	cm	deg		
1	5409.50	57.11	13.89	43.22	74.00	-16.89	135	179 Peak	Vertical	
2	5462.00	55.90	12.72	43.26	68.20	-12.22	135	179 Peak	Vertical	
3 *	5500.00	110.18	66.89	43.29	68.20	41.98	135	179 Peak	Vertical	
4	6976.00	60.13	14.80	45.33	68.20	-8.07	135	179 Peak	Vertical	

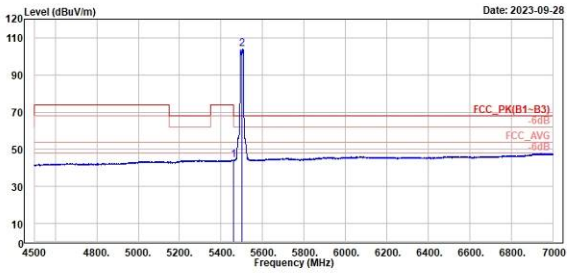
802.11a

CH 100 (Horizontal) Average

CH 100 (Vertical) Average



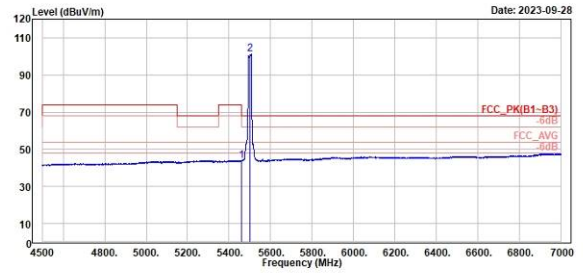
TUV Rheinland Taiwan Ltd.  
No. 438-18, Sec 2, Fenliao, Linkou Dist., New Taipei City 244, Taiwan(R.O.C.)  
Tel: +886-2172-1000 Fax: +886-2172-1322



1	2	3	4	5	6	7	8	9	10	11	12	13	14	15	16	17	18	19	20
Freq	Level	Read	Limit	Over	APos	TPos	Remark	Pol/Phase	Note										
MHz	dBuV/m	dBuV	dB/m	dBuV/m	dB	cm	deg												
1	5459.58	44.06	0.80	43.26	54.00	-9.94	142	176	Average	Horizontal									
2	5500.00	103.01	60.52	43.29	54.00	49.01	142	176	Average	Horizontal									



TUV Rheinland Taiwan Ltd.  
No. 438-18, Sec 2, Fenliao, Linkou Dist., New Taipei City 244, Taiwan(R.O.C.)  
Tel: +886-2172-1000 Fax: +886-2172-1322



1	2	3	4	5	6	7	8	9	10	11	12	13	14	15	16	17	18	19	20
Freq	Level	Read	Limit	Over	APos	TPos	Remark	Pol/Phase	Note										
MHz	dBuV/m	dBuV	dB/m	dBuV/m	dB	cm	deg												
1	5460.00	43.98	0.72	43.26	54.00	-10.02	135	179	Average	Vertical									
2	5500.00	101.47	58.18	43.29	54.00	47.47	135	179	Average	Vertical									