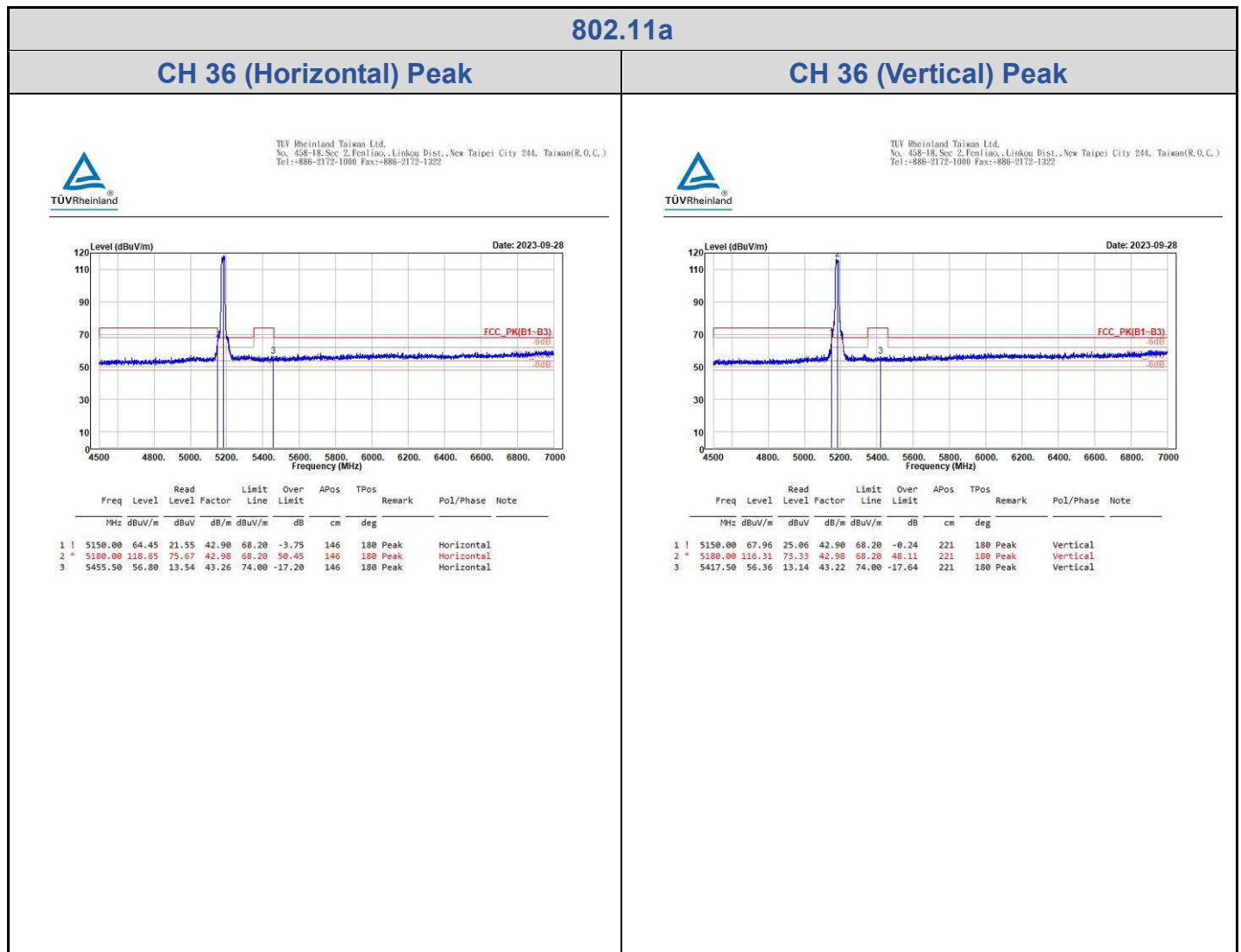


Appendix J: Test Results of Radiation Spurious Emissions & Mains Conducted Emission (PINE_Omni antenna)

Band Edges, 4.5GHz ~ 5.15GHz

U-NII-1



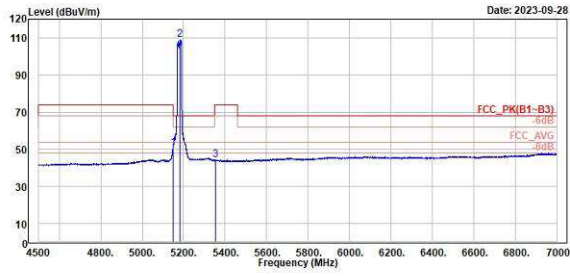
802.11a

CH 36 (Horizontal) Average

CH 36 (Vertical) Average



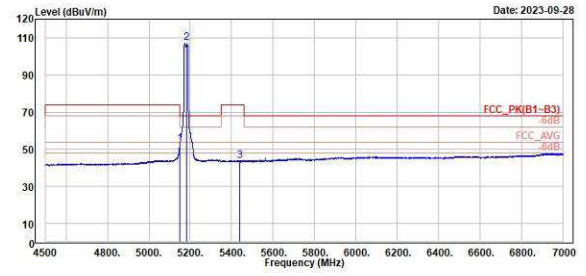
TÜV Rheinland Taiwan Ltd.
No. 458-18, Sec 2, Fenfiao, Linkou Dist., New Taipei City 244, Taiwan(R.O.C.)
Tel: +886-2172-1000 Fax: +886-2172-1322



Freq	Level	Read Level	Factor	Limit	Over	APos	TPos	Remark	Pol/Phase	Note
MHz	dBuV/m	dBuV	dB/m	dBuV/m	dB	cm	deg			
1	5150.00	50.87	7.97	42.90	54.00	-3.13	146	180 Average	Horizontal	
2	5180.00	105.96	65.88	42.90	54.00	54.86	140	180 Average	Horizontal	
3	5355.00	44.17	1.18	42.99	54.00	-9.83	146	180 Average	Horizontal	



TÜV Rheinland Taiwan Ltd.
No. 458-18, Sec 2, Fenfiao, Linkou Dist., New Taipei City 244, Taiwan(R.O.C.)
Tel: +886-2172-1000 Fax: +886-2172-1322



Freq	Level	Read Level	Factor	Limit	Over	APos	TPos	Remark	Pol/Phase	Note
MHz	dBuV/m	dBuV	dB/m	dBuV/m	dB	cm	deg			
1	5150.00	52.88	9.98	42.90	54.00	-1.12	221	180 Average	Vertical	
2	5180.00	107.34	64.36	42.90	54.00	53.34	221	180 Average	Vertical	
3	5440.00	43.09	0.65	43.24	54.00	-10.11	221	180 Average	Vertical	

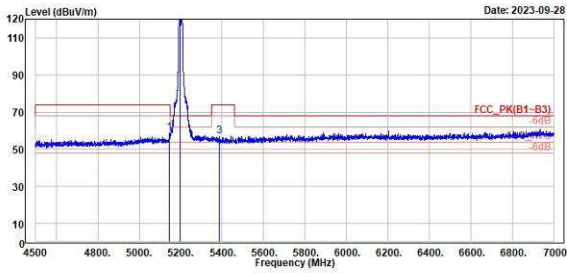
802.11a

CH 40 (Horizontal) Peak

CH 40 (Vertical) Peak



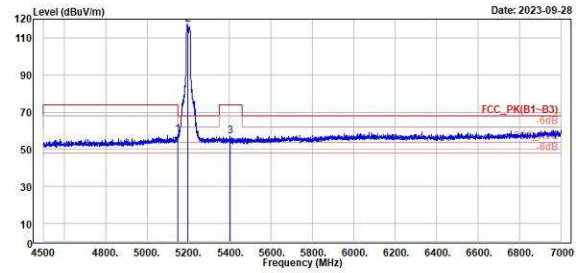
TÜV Rheinland Taiwan Ltd.
No. 458-18, Sec 2, Fenfiao, Linkou Dist., New Taipei City 244, Taiwan(R.O.C.)
Tel: +886-2172-1000 Fax: +886-2172-1322



Peak	Freq (MHz)	Level (dBuV/m)	Read Level (dBuV)	Factor (dB/m)	Limit Line (dBuV/m)	Over Limit (dB)	APos (cm)	TPos (deg)	Remark	Pol/Phase	Note
1	5147.00	58.64	15.77	42.87	74.00	-15.36	143	178	Peak	Horizontal	
2	5200.00	121.62	79.58	43.04	65.20	53.42	143	178	Peak	Horizontal	
3	5386.50	56.95	13.80	43.15	74.00	-17.05	143	178	Peak	Horizontal	



TÜV Rheinland Taiwan Ltd.
No. 458-18, Sec 2, Fenfiao, Linkou Dist., New Taipei City 244, Taiwan(R.O.C.)
Tel: +886-2172-1000 Fax: +886-2172-1322



Peak	Freq (MHz)	Level (dBuV/m)	Read Level (dBuV)	Factor (dB/m)	Limit Line (dBuV/m)	Over Limit (dB)	APos (cm)	TPos (deg)	Remark	Pol/Phase	Note
1	5148.50	57.72	14.83	42.89	74.00	-16.28	140	180	Peak	Vertical	
2	5200.00	117.23	74.19	43.04	68.20	49.03	140	180	Peak	Vertical	
3	5402.00	57.07	13.86	43.21	74.00	-16.93	140	180	Peak	Vertical	

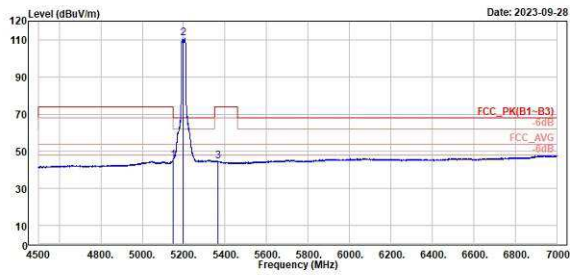
802.11a

CH 40 (Horizontal) Average

CH 40 (Vertical) Average



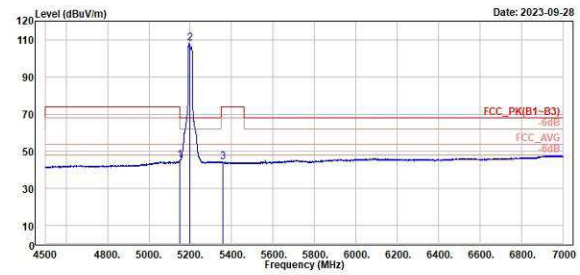
TÜV Rheinland Taiwan Ltd.
No. 458-18, Sec 2, Fenfiao, Linkou Dist., New Taipei City 244, Taiwan(R.O.C.)
Tel: +886-2172-1000 Fax: +886-2172-1322



1	2	3							
Freq	Level	Read	Limit	Over	APos	TPos	Remark	Pol/Phase	Note
MHz	dBuV/m	dBuV	dB/m	dBuV/m	dB	cm	deg		
5150.00	45.35	2.45	42.90	54.00	-8.65	143	178	Average	Horizontal
5200.00	121.04	65.00	43.04	54.00	57.04	143	178	Average	Horizontal
5367.00	44.84	1.79	43.05	54.00	-9.16	143	178	Average	Horizontal



TÜV Rheinland Taiwan Ltd.
No. 458-18, Sec 2, Fenfiao, Linkou Dist., New Taipei City 244, Taiwan(R.O.C.)
Tel: +886-2172-1000 Fax: +886-2172-1322



1	2	3							
Freq	Level	Read	Limit	Over	APos	TPos	Remark	Pol/Phase	Note
MHz	dBuV/m	dBuV	dB/m	dBuV/m	dB	cm	deg		
5150.00	45.00	2.18	42.90	54.00	-8.92	140	180	Average	Vertical
5200.00	100.25	65.21	43.04	54.00	56.25	140	180	Average	Vertical
5358.00	44.44	1.44	43.00	54.00	-9.56	140	180	Average	Vertical

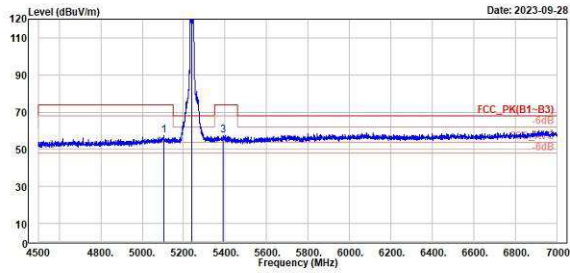
802.11a

CH 48 (Horizontal) Peak

CH 48 (Vertical) Peak



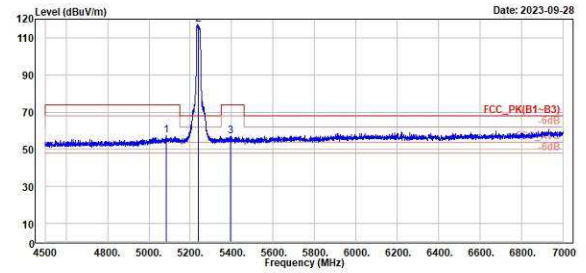
TÜV Rheinland Taiwan Ltd.
No. 458-18, Sec 2, Fenfiao, Linkou Dist., New Taipei City 244, Taiwan(R.O.C.)
Tel: +886-2172-1000 Fax: +886-2172-1322



Peak	Freq (MHz)	Level (dBuV/m)	Read Level (dBuV)	Factor (dB)	Limit Line (dBuV/m)	Over Limit (dB)	APos (cm)	TPos (deg)	Remark	Pol/Phase	Note
1	5183.50	57.39	14.81	42.58	74.00	-16.61	138	180	Peak	Horizontal	
2	5240.00	121.99	79.00	42.99	65.20	53.79	132	180	Peak	Horizontal	
3	5390.00	57.47	14.31	43.16	74.00	-16.53	138	180	Peak	Horizontal	



TÜV Rheinland Taiwan Ltd.
No. 458-18, Sec 2, Fenfiao, Linkou Dist., New Taipei City 244, Taiwan(R.O.C.)
Tel: +886-2172-1000 Fax: +886-2172-1322



Peak	Freq (MHz)	Level (dBuV/m)	Read Level (dBuV)	Factor (dB)	Limit Line (dBuV/m)	Over Limit (dB)	APos (cm)	TPos (deg)	Remark	Pol/Phase	Note
1	5084.00	57.57	15.00	42.57	74.00	-16.43	132	180	Peak	Vertical	
2	5240.00	117.44	74.45	42.99	65.20	49.24	132	180	Peak	Vertical	
3	5395.50	57.01	13.82	43.19	74.00	-16.99	132	180	Peak	Vertical	

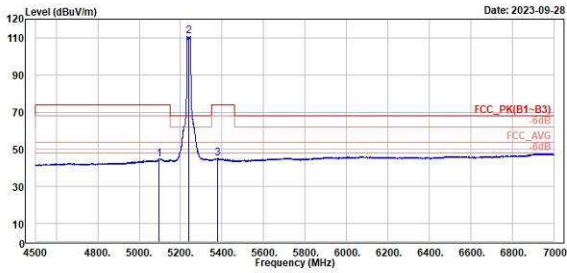
802.11a

CH 48 (Horizontal) Average

CH 48 (Vertical) Average



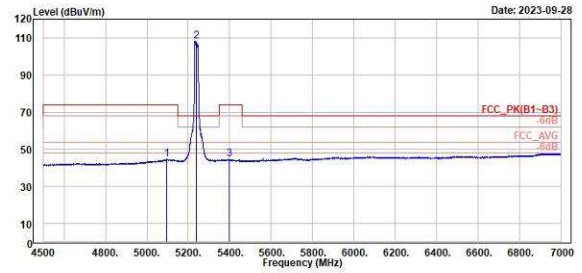
TUV Rheinland Taiwan Ltd.
No. 458-18, Sec 2, Fenfiao, Linkou Dist., New Taipei City 244, Taiwan(R.O.C.)
Tel: +886-2172-1000 Fax: +886-2172-1322



1	2	3							
Freq	Level	Read	Limit	Over	APos	TPos	Remark	Pol/Phase	Note
MHz	dBuV/m	dBuV	dB/m	dBuV/m	dB	cm	deg		
5097.58	44.76	2.20	42.56	54.00	-9.24	138	180	Average	Horizontal
5240.00	110.86	67.87	42.99	54.00	56.86	138	180	Average	Horizontal
5379.00	45.02	1.91	43.11	54.00	-8.98	138	180	Average	Horizontal



TUV Rheinland Taiwan Ltd.
No. 458-18, Sec 2, Fenfiao, Linkou Dist., New Taipei City 244, Taiwan(R.O.C.)
Tel: +886-2172-1000 Fax: +886-2172-1322



1	2	3							
Freq	Level	Read	Limit	Over	APos	TPos	Remark	Pol/Phase	Note
MHz	dBuV/m	dBuV	dB/m	dBuV/m	dB	cm	deg		
5096.00	44.52	1.96	42.56	54.00	-9.48	132	180	Average	Vertical
5240.00	108.20	65.21	42.99	54.00	54.20	132	180	Average	Vertical
5400.00	44.54	1.33	43.21	54.00	-9.46	132	180	Average	Vertical

802.11ax HE20

CH 36 (Horizontal) Peak

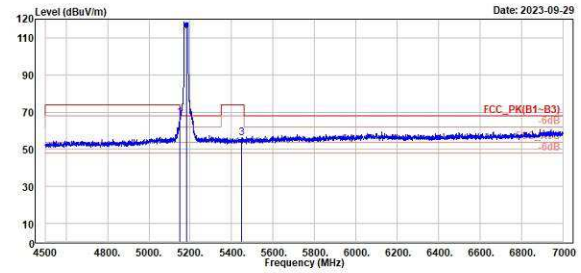
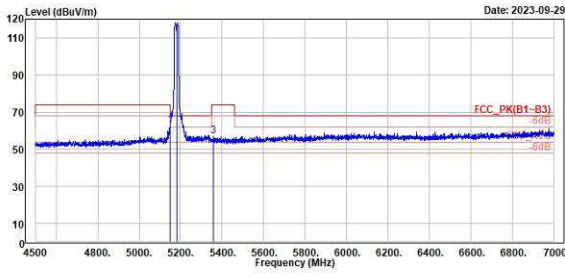
CH 36 (Vertical) Peak



TÜV Rheinland Taiwan Ltd.
No. 458-18, Sec 2, Fenfiao, Linkou Dist., New Taipei City 244, Taiwan(R.O.C.)
Tel: +886-2172-1000 Fax: +886-2172-1322



TÜV Rheinland Taiwan Ltd.
No. 458-18, Sec 2, Fenfiao, Linkou Dist., New Taipei City 244, Taiwan(R.O.C.)
Tel: +886-2172-1000 Fax: +886-2172-1322



Peak	Freq	Level	Read Level	Factor	Limit Line	Over Limit	APos	TPos	Remark	Pol/Phase	Note
	MHz	dBuV/m	dBuV	dB/m	dBuV/m	dB	cm	deg			
1	5150.00	63.19	20.29	42.90	68.20	-5.01	138	174	Peak	Horizontal	
2	5180.00	118.18	75.30	42.88	68.20	50.00	138	174	Peak	Horizontal	
3	5356.50	56.94	13.94	43.00	74.00	-17.06	138	174	Peak	Horizontal	

Peak	Freq	Level	Read Level	Factor	Limit Line	Over Limit	APos	TPos	Remark	Pol/Phase	Note
	MHz	dBuV/m	dBuV	dB/m	dBuV/m	dB	cm	deg			
1	5148.50	67.03	24.14	42.89	74.00	-6.97	141	136	Peak	Vertical	
2	5180.00	118.16	75.58	42.58	68.20	50.36	141	136	Peak	Vertical	
3	5448.00	56.31	13.06	43.25	74.00	-17.69	141	136	Peak	Vertical	

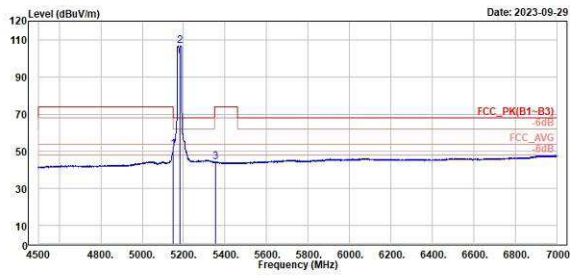
802.11ax HE20

CH 36 (Horizontal) Average

CH 36 (Vertical) Average



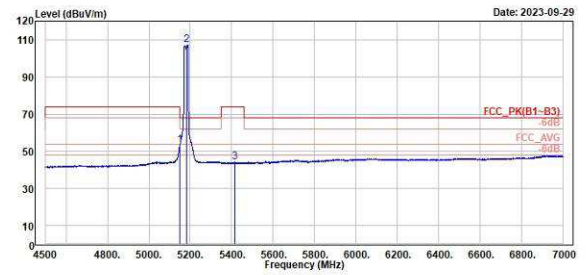
TÜV Rheinland Taiwan Ltd.
No. 458-18, Sec 2, Fenfiao, Linkou Dist., New Taipei City 244, Taiwan(R.O.C.)
Tel: +886-2172-1000 Fax: +886-2172-1322



1	2	3	Read Level	Level Factor	Limit Line	Over Limit	APos	TPos	Remark	Pol/Phase	Note
MHz	dBuV/m	dBuV	dB/m	dBuV/m	dB	cm	deg				
5150.00	51.07	8.17	42.90	54.00	-2.93	138	174	Average	Horizontal		
5150.00	106.91	63.93	42.98	54.00	52.91	138	174	Average	Horizontal		
5353.50	44.14	1.16	42.98	54.00	-9.86	138	174	Average	Horizontal		



TÜV Rheinland Taiwan Ltd.
No. 458-18, Sec 2, Fenfiao, Linkou Dist., New Taipei City 244, Taiwan(R.O.C.)
Tel: +886-2172-1000 Fax: +886-2172-1322



1	2	3	Read Level	Level Factor	Limit Line	Over Limit	APos	TPos	Remark	Pol/Phase	Note
MHz	dBuV/m	dBuV	dB/m	dBuV/m	dB	cm	deg				
5150.00	53.58	10.68	42.90	54.00	-0.42	141	136	Average	Vertical		
5150.00	107.35	64.37	42.98	54.00	53.35	141	136	Average	Vertical		
5414.50	44.04	0.82	43.22	54.00	-9.96	141	136	Average	Vertical		

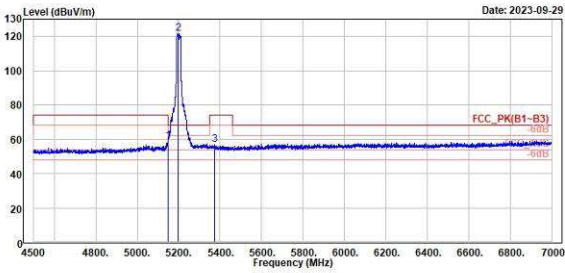
802.11ax HE20

CH 40 (Horizontal) Peak

CH 40 (Vertical) Peak



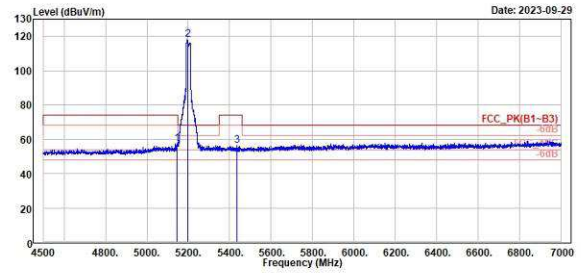
TÜV Rheinland Taiwan Ltd.
No. 458-18, Sec 2, Fenfiao, Linkou Dist., New Taipei City 244, Taiwan(R.O.C.)
Tel: +886-2172-1000 Fax: +886-2172-1322



Peak	Freq	Level	Read	Factor	Limit	Over	APos	TPos	Remark	Pol/Phase	Note
	MHz	dBuV/m	dBuV	dB/m	dBuV/m	dB	cm	deg			
1	5150.00	58.83	17.40	41.43	68.20	-9.37	143	176	Peak	Horizontal	
2	5200.00	121.77	80.11	41.66	68.20	53.57	143	176	Peak	Horizontal	
3	5375.00	56.61	14.49	42.12	74.00	-17.39	143	176	Peak	Horizontal	



TÜV Rheinland Taiwan Ltd.
No. 458-18, Sec 2, Fenfiao, Linkou Dist., New Taipei City 244, Taiwan(R.O.C.)
Tel: +886-2172-1000 Fax: +886-2172-1322



Peak	Freq	Level	Read	Factor	Limit	Over	APos	TPos	Remark	Pol/Phase	Note
	MHz	dBuV/m	dBuV	dB/m	dBuV/m	dB	cm	deg			
1	5146.00	57.23	15.81	41.42	74.00	-16.77	135	181	Peak	Vertical	
2	5200.00	117.93	75.27	41.66	68.20	49.73	135	181	Peak	Vertical	
3	5437.00	56.51	14.30	42.21	74.00	-17.49	135	181	Peak	Vertical	

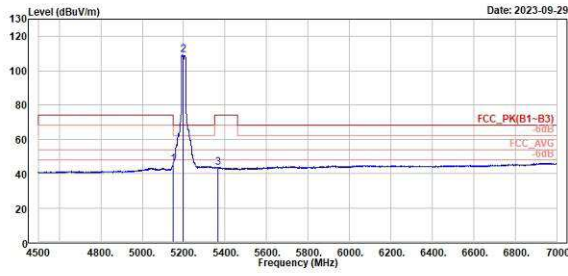
802.11ax HE20

CH 40 (Horizontal) Average

CH 40 (Vertical) Average



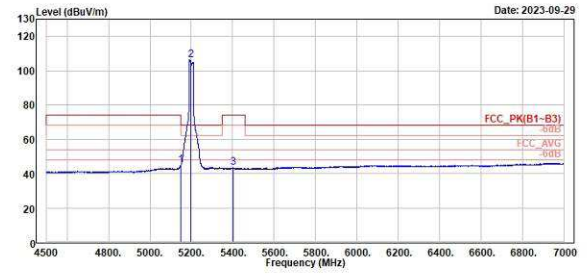
TÜV Rheinland Taiwan Ltd.
No. 458-18, Sec. 2, Fenfiao, Linkou Dist., New Taipei City 244, Taiwan(R.O.C.)
Tel: +886-2172-1000 Fax: +886-2172-1322



1	2	3							
Freq	Level	Read	Limit	Over	APos	TPos	Remark	Pol/Phase	Note
MHz	dBuV/m	dBuV	dB/m	dBuV/m	dB	cm	deg		
5150.00	45.49	4.06	41.43	54.00	-8.51	143	176 Average	Horizontal	
5200.00	109.23	67.57	41.66	54.00	55.23	143	176 Average	Horizontal	
5367.00	43.71	1.70	42.01	54.00	-10.29	143	176 Average	Horizontal	



TÜV Rheinland Taiwan Ltd.
No. 458-18, Sec. 2, Fenfiao, Linkou Dist., New Taipei City 244, Taiwan(R.O.C.)
Tel: +886-2172-1000 Fax: +886-2172-1322



1	2	3							
Freq	Level	Read	Limit	Over	APos	TPos	Remark	Pol/Phase	Note
MHz	dBuV/m	dBuV	dB/m	dBuV/m	dB	cm	deg		
5149.50	44.97	3.54	41.43	54.00	-9.03	135	181 Average	Vertical	
5200.00	106.09	64.43	41.66	54.00	52.09	135	181 Average	Vertical	
5401.00	43.36	0.88	42.48	54.00	-10.64	135	181 Average	Vertical	

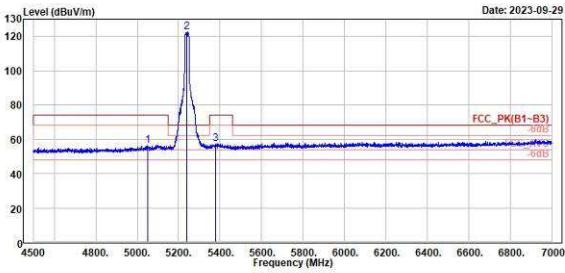
802.11ax HE20

CH 48 (Horizontal) Peak

CH 48 (Vertical) Peak



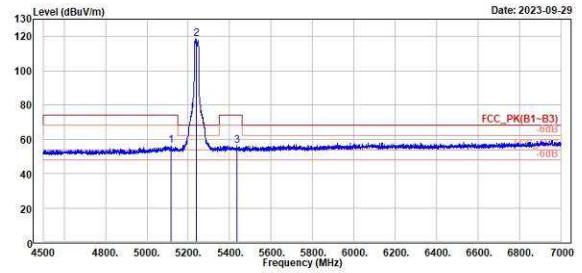
TÜV Rheinland Taiwan Ltd.
No. 458-18, Sec 2, Fenfiao, Linkou Dist., New Taipei City 244, Taiwan(R.O.C.)
Tel: +886-2172-1000 Fax: +886-2172-1322



Peak	Freq (MHz)	Level (dBuV/m)	Read Level (dBuV)	Factor (dB/m)	Limit Line (dBuV/m)	Over Limit (dB)	APos (cm)	TPos (deg)	Remark	Pol/Phase	Note
1	5852.00	56.59	15.32	41.27	74.00	-17.41	140	179	Peak	Horizontal	
2	5240.00	122.57	80.96	41.61	74.00	48.57	140	179	Peak	Horizontal	
3	5379.00	57.33	15.15	42.18	74.00	-16.67	140	179	Peak	Horizontal	



TÜV Rheinland Taiwan Ltd.
No. 458-18, Sec 2, Fenfiao, Linkou Dist., New Taipei City 244, Taiwan(R.O.C.)
Tel: +886-2172-1000 Fax: +886-2172-1322



Peak	Freq (MHz)	Level (dBuV/m)	Read Level (dBuV)	Factor (dB/m)	Limit Line (dBuV/m)	Over Limit (dB)	APos (cm)	TPos (deg)	Remark	Pol/Phase	Note
1	5118.00	56.11	14.76	41.35	74.00	-17.89	134	180	Peak	Vertical	
2	5240.00	118.70	77.09	41.61	74.00	44.70	134	180	Peak	Vertical	
3	5435.50	56.13	13.90	42.23	74.00	-17.87	134	180	Peak	Vertical	

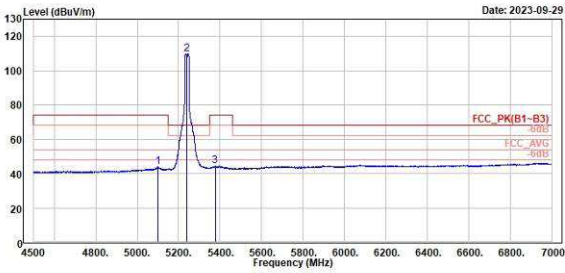
802.11ax HE20

CH 48 (Horizontal) Average

CH 48 (Vertical) Average



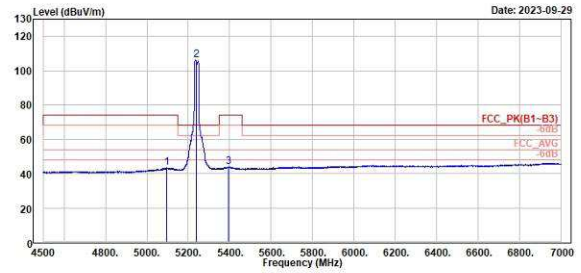
TÜV Rheinland Taiwan Ltd.
No. 458-18, Sec. 2, Fenfiao, Linkou Dist., New Taipei City 244, Taiwan(R.O.C.)
Tel: +886-2172-1000 Fax: +886-2172-1322



1	2	3
5100.00	5240.00	5376.00
43.80	109.95	44.28
2.50	69.34	2.15
41.30	41.61	42.13
54.00	54.00	54.00
-10.20	55.95	-9.72
140	140	140
179	179	179
Average	Average	Average
Horizontal	Horizontal	Horizontal



TÜV Rheinland Taiwan Ltd.
No. 458-18, Sec. 2, Fenfiao, Linkou Dist., New Taipei City 244, Taiwan(R.O.C.)
Tel: +886-2172-1000 Fax: +886-2172-1322



1	2	3
5095.00	5240.00	5395.00
43.26	100.17	43.89
1.96	64.56	1.48
41.30	41.61	42.41
54.00	54.00	54.00
-10.74	52.17	-10.11
134	134	134
180	180	180
Average	Average	Average
Vertical	Vertical	Vertical

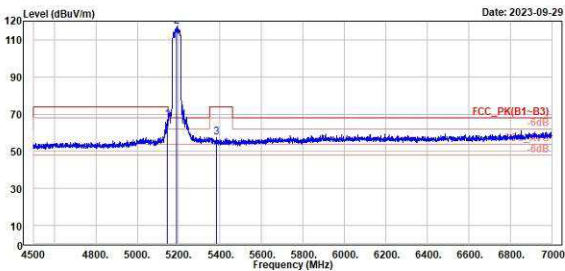
802.11ax HE40

CH 38 (Horizontal) Peak

CH 38 (Vertical) Peak



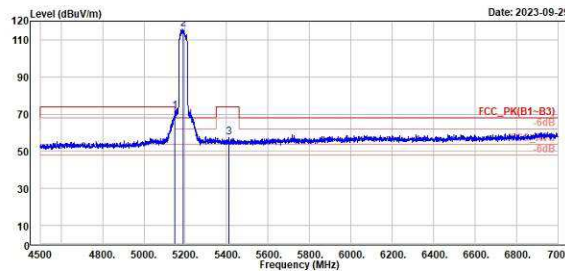
TUV Rheinland Taiwan Ltd.
No. 458-18, Sec 2, Fenfiao, Linkou Dist., New Taipei City 244, Taiwan(R.O.C.)
Tel: +886-2172-1000 Fax: +886-2172-1322



Peak	Freq (MHz)	Level (dBuV/m)	Read Level (dBuV)	Factor (dB/m)	Limit Line (dBuV/m)	Over Limit (dB)	APos (cm)	TPos (deg)	Remark	Pol/Phase	Note
1	5145.50	66.93	24.07	42.86	74.00	-7.07	138	178	Peak	Horizontal	
2	5190.00	127.44	74.43	43.01	65.20	49.24	138	178	Peak	Horizontal	
3	5382.50	57.31	14.18	43.13	74.00	-16.69	138	178	Peak	Horizontal	



TUV Rheinland Taiwan Ltd.
No. 458-18, Sec 2, Fenfiao, Linkou Dist., New Taipei City 244, Taiwan(R.O.C.)
Tel: +886-2172-1000 Fax: +886-2172-1322



Peak	Freq (MHz)	Level (dBuV/m)	Read Level (dBuV)	Factor (dB/m)	Limit Line (dBuV/m)	Over Limit (dB)	APos (cm)	TPos (deg)	Remark	Pol/Phase	Note
1	5149.50	71.70	28.80	42.90	74.00	-2.30	141	136	Peak	Vertical	
2	5190.00	115.94	72.93	43.01	65.20	47.74	141	136	Peak	Vertical	
3	5410.50	57.60	14.38	43.22	74.00	-16.40	141	136	Peak	Vertical	

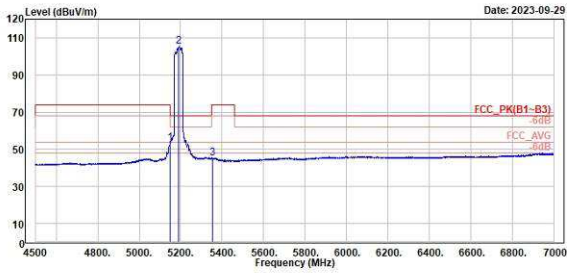
802.11ax HE40

CH 38 (Horizontal) Average

CH 38 (Vertical) Average



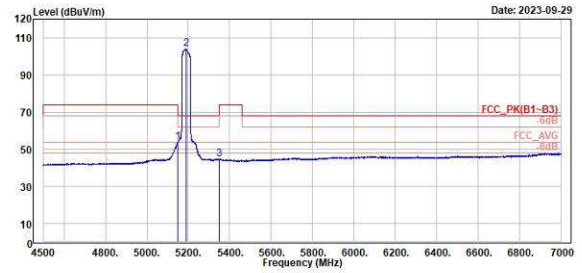
TÜV Rheinland Taiwan Ltd.
No. 458-18, Sec 2, Fenfiao, Linkou Dist., New Taipei City 244, Taiwan(R.O.C.)
Tel: +886-2172-1000 Fax: +886-2172-1322



Freq	Level	Read Level	Factor	Limit Line	Over Limit	APos	TPos	Remark	Pol/Phase	Note
MHz	dBuV/m	dBuV	dB/m	dBuV/m	dB	cm	deg			
1	5149.58	53.27	18.37	42.98	54.00	-8.73	138	178 Average	Horizontal	
2	5198.00	105.41	62.48	43.01	54.00	51.41	138	178 Average	Horizontal	
3	5353.00	45.35	2.37	42.98	54.00	-8.65	138	178 Average	Horizontal	



TÜV Rheinland Taiwan Ltd.
No. 458-18, Sec 2, Fenfiao, Linkou Dist., New Taipei City 244, Taiwan(R.O.C.)
Tel: +886-2172-1000 Fax: +886-2172-1322



Freq	Level	Read Level	Factor	Limit Line	Over Limit	APos	TPos	Remark	Pol/Phase	Note
MHz	dBuV/m	dBuV	dB/m	dBuV/m	dB	cm	deg			
1	5150.00	53.74	18.84	42.98	54.00	-8.26	141	136 Average	Vertical	
2	5198.00	103.98	60.97	43.01	54.00	49.98	141	136 Average	Vertical	
3	5351.00	44.62	1.65	42.97	54.00	-9.38	141	136 Average	Vertical	

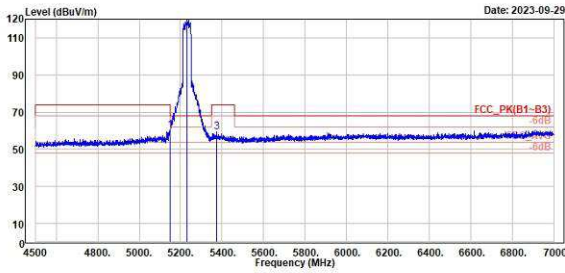
802.11ax HE40

CH 46 (Horizontal) Peak

CH 46 (Vertical) Peak



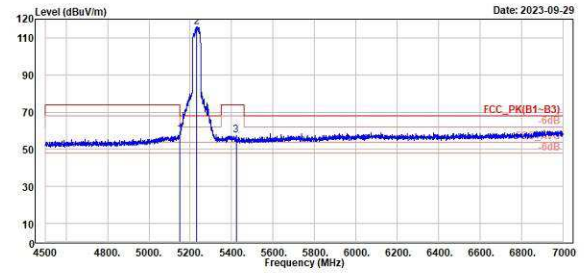
TÜV Rheinland Taiwan Ltd.
No. 458-18, Sec 2, Fenliao, Linkou Dist., New Taipei City 244, Taiwan(R.O.C.)
Tel: +886-2172-1000 Fax: +886-2172-1322



Peak	Freq (MHz)	Level (dBuV/m)	Read Level (dBuV)	Factor (dB/m)	Limit Line (dBuV/m)	Over Limit (dB)	APos (cm)	TPos (deg)	Remark	Pol/Phase	Note
1	5149.58	68.29	17.39	42.90	74.00	-13.71	136	174	Peak	Horizontal	
2	5238.00	129.95	77.06	43.01	65.29	51.85	136	174	Peak	Horizontal	
3	5375.00	59.51	16.42	43.09	74.00	-14.49	136	174	Peak	Horizontal	



TÜV Rheinland Taiwan Ltd.
No. 458-18, Sec 2, Fenliao, Linkou Dist., New Taipei City 244, Taiwan(R.O.C.)
Tel: +886-2172-1000 Fax: +886-2172-1322



Peak	Freq (MHz)	Level (dBuV/m)	Read Level (dBuV)	Factor (dB/m)	Limit Line (dBuV/m)	Over Limit (dB)	APos (cm)	TPos (deg)	Remark	Pol/Phase	Note
1	5148.00	58.16	15.27	42.89	74.00	-15.84	130	133	Peak	Vertical	
2	5238.00	115.96	72.95	43.01	65.29	47.76	130	133	Peak	Vertical	
3	5421.00	57.35	14.12	43.23	74.00	-16.65	130	133	Peak	Vertical	

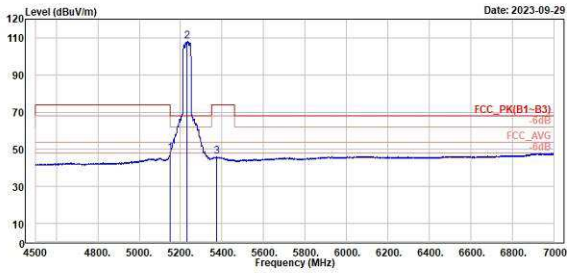
802.11ax HE40

CH 46 (Horizontal) Average

CH 46 (Vertical) Average



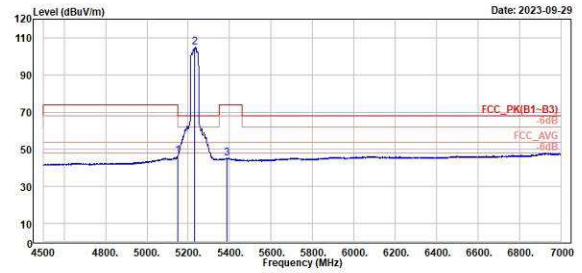
TÜV Rheinland Taiwan Ltd.
No. 458-18, Sec 2, Fenfiao, Linkou Dist., New Taipei City 244, Taiwan(R.O.C.)
Tel: +886-2172-1000 Fax: +886-2172-1322



1	2	3							
Freq	Level	Read	Limit	Over	APos	TPos	Remark	Pol/Phase	Note
MHz	dBuV/m	dBuV	dB/m	dBuV/m	dB	cm	deg		
5150.00	47.96	5.06	42.90	54.00	-6.04	136	174	Average	Horizontal
5238.00	108.24	65.23	43.01	54.00	54.24	136	174	Average	Horizontal
5375.00	45.90	2.81	43.09	54.00	-8.10	136	174	Average	Horizontal



TÜV Rheinland Taiwan Ltd.
No. 458-18, Sec 2, Fenfiao, Linkou Dist., New Taipei City 244, Taiwan(R.O.C.)
Tel: +886-2172-1000 Fax: +886-2172-1322



1	2	3							
Freq	Level	Read	Limit	Over	APos	TPos	Remark	Pol/Phase	Note
MHz	dBuV/m	dBuV	dB/m	dBuV/m	dB	cm	deg		
5149.50	46.42	3.52	42.90	54.00	-7.58	130	133	Average	Vertical
5238.00	104.89	61.88	43.01	54.00	50.89	130	133	Average	Vertical
5386.00	45.18	2.04	43.14	54.00	-8.82	130	133	Average	Vertical

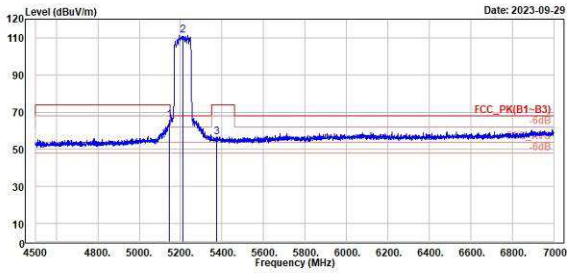
802.11ax HE80

CH 42 (Horizontal) Peak

CH 42 (Vertical) Peak



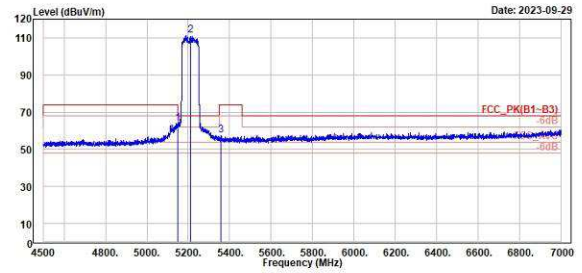
TÜV Rheinland Taiwan Ltd.
No. 458-18, Sec 2, Fenfiao, Linkou Dist., New Taipei City 244, Taiwan(R.O.C.)
Tel: +886-2172-1000 Fax: +886-2172-1322



Peak	Freq (MHz)	Level (dBuV/m)	Read Level (dBuV)	Factor (dB/m)	Limit Line (dBuV/m)	Over Limit (dB)	APos (cm)	TPos (deg)	Remark	Pol/Phase	Note
1	5145.00	65.61	22.75	42.86	74.00	-8.39	142	175	Peak	Horizontal	
2	5210.00	111.45	69.42	43.03	69.29	43.25	142	175	Peak	Horizontal	
3	5375.50	56.59	13.50	43.09	74.00	-17.41	142	175	Peak	Horizontal	



TÜV Rheinland Taiwan Ltd.
No. 458-18, Sec 2, Fenfiao, Linkou Dist., New Taipei City 244, Taiwan(R.O.C.)
Tel: +886-2172-1000 Fax: +886-2172-1322



Peak	Freq (MHz)	Level (dBuV/m)	Read Level (dBuV)	Factor (dB/m)	Limit Line (dBuV/m)	Over Limit (dB)	APos (cm)	TPos (deg)	Remark	Pol/Phase	Note
1	5147.50	63.76	20.88	42.88	74.00	-10.24	153	140	Peak	Vertical	
2	5210.00	111.23	69.20	43.03	69.20	43.03	153	140	Peak	Vertical	
3	5357.50	57.47	14.47	43.00	74.00	-16.53	153	140	Peak	Vertical	

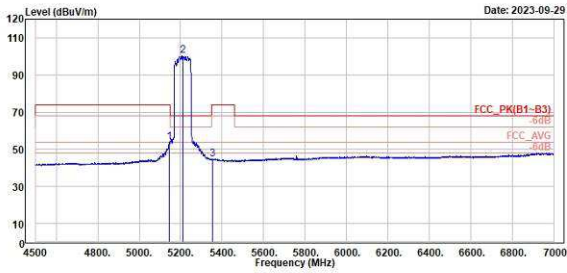
802.11ax HE80

CH 42 (Horizontal) Average

CH 42 (Vertical) Average



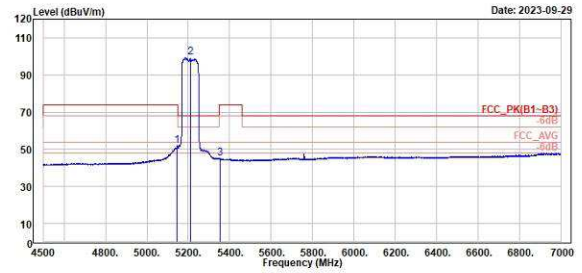
TÜV Rheinland Taiwan Ltd.
No. 458-18, Sec 2, Fenfiao, Linkou Dist., New Taipei City 244, Taiwan(R.O.C.)
Tel: +886-2172-1000 Fax: +886-2172-1322



Read	Level	Factor	Limit	Over	APos	TPos	Remark	Pol/Phase	Note
MHz	dBuV/m	dBuV	dB/m	dBuV/m	dB	cm	deg		
1	5145.00	53.75	10.89	42.86	54.00	-0.25	142	175 Average	Horizontal
2	5210.00	100.18	57.15	43.03	54.00	46.18	142	175 Average	Horizontal
3	5353.00	44.73	1.75	42.98	54.00	-9.27	142	175 Average	Horizontal



TÜV Rheinland Taiwan Ltd.
No. 458-18, Sec 2, Fenfiao, Linkou Dist., New Taipei City 244, Taiwan(R.O.C.)
Tel: +886-2172-1000 Fax: +886-2172-1322



Read	Level	Factor	Limit	Over	APos	TPos	Remark	Pol/Phase	Note
MHz	dBuV/m	dBuV	dB/m	dBuV/m	dB	cm	deg		
1	5145.50	51.06	9.10	42.06	54.00	-2.04	153	140 Average	Vertical
2	5210.00	99.35	56.32	43.03	54.00	45.35	153	140 Average	Vertical
3	5352.00	45.09	2.11	42.98	54.00	-8.91	153	140 Average	Vertical

Band Edges, 5.35GHz
U-NII-2A

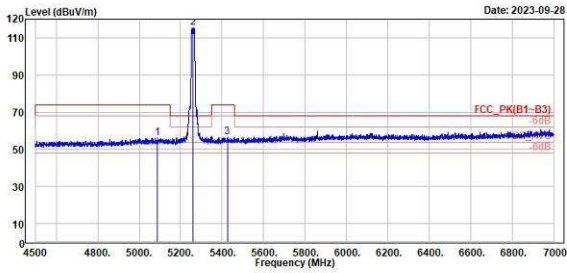
802.11a

CH 52 (Horizontal) Peak

CH 52 (Vertical) Peak



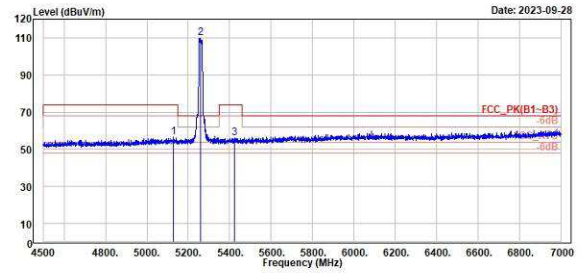
TÜV Rheinland Taiwan Ltd.
No. 458-18, Sec 2, Fenfiao, Linkou Dist., New Taipei City 244, Taiwan(R.O.C.)
Tel: +886-2172-1000 Fax: +886-2172-1322



Peak	Freq (MHz)	Level (dBuV/m)	Read Level (dBuV)	Factor (dB/m)	Limit (dBuV/m)	Over Limit (dB)	APos (cm)	TPos (deg)	Remark	Pol/Phase	Note
1	5086.500	55.97	13.40	42.57	74.00	-18.03	141	178	Peak	Horizontal	
2	5260.000	115.34	72.37	42.97	74.00	41.34	141	178	Peak	Horizontal	*
3	5425.000	56.38	13.15	43.23	74.00	-17.62	141	178	Peak	Horizontal	



TÜV Rheinland Taiwan Ltd.
No. 458-18, Sec 2, Fenfiao, Linkou Dist., New Taipei City 244, Taiwan(R.O.C.)
Tel: +886-2172-1000 Fax: +886-2172-1322



Peak	Freq (MHz)	Level (dBuV/m)	Read Level (dBuV)	Factor (dB/m)	Limit (dBuV/m)	Over Limit (dB)	APos (cm)	TPos (deg)	Remark	Pol/Phase	Note
1	5130.000	56.47	13.71	42.76	74.00	-17.53	144	178	Peak	Vertical	
2	5260.000	110.17	67.20	42.97	74.00	36.17	144	178	Peak	Vertical	*
3	5424.500	55.92	12.69	43.23	74.00	-18.08	144	178	Peak	Vertical	

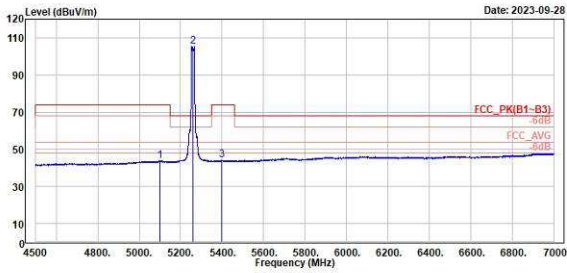
802.11a

CH 52 (Horizontal) Average

CH 52 (Vertical) Average



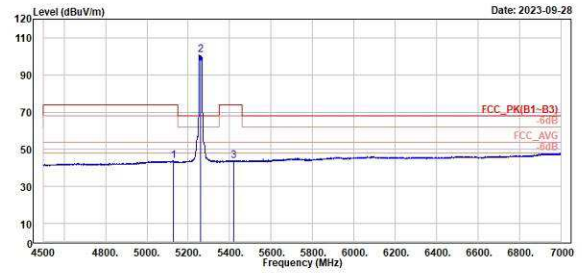
TÜV Rheinland Taiwan Ltd.
No. 458-18, Sec 2, Fenfiao, Linkou Dist., New Taipei City 244, Taiwan(R.O.C.)
Tel: +886-2172-1000 Fax: +886-2172-1322



Read	Limit	Over	APos	TPos	Remark	Pol/Phase	Note				
Level	Line	Limit	cm	deg							
Factor											
dB/m	dBuV/m	dB									
1	5198.000	43.95	1.40	42.55	54.00	-10.05	141	178	Average	Horizontal	
2	5250.000	105.36	62.39	42.97	54.00	51.36	141	178	Average	Horizontal	
3	5399.000	44.09	0.88	43.21	54.00	-9.91	141	178	Average	Horizontal	



TÜV Rheinland Taiwan Ltd.
No. 458-18, Sec 2, Fenfiao, Linkou Dist., New Taipei City 244, Taiwan(R.O.C.)
Tel: +886-2172-1000 Fax: +886-2172-1322



Read	Limit	Over	APos	TPos	Remark	Pol/Phase	Note				
Level	Line	Limit	cm	deg							
Factor											
dB/m	dBuV/m	dB									
1	5128.000	43.75	1.00	42.75	54.00	-10.25	144	178	Average	Vertical	
2	5250.000	100.75	57.78	42.97	54.00	46.75	144	178	Average	Vertical	
3	5420.500	44.02	0.79	43.23	54.00	-9.98	144	178	Average	Vertical	

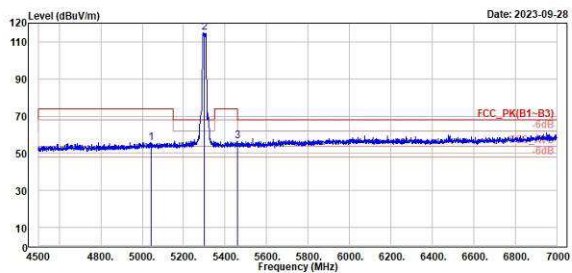
802.11a

CH 60 (Horizontal) Peak

CH 60 (Vertical) Peak



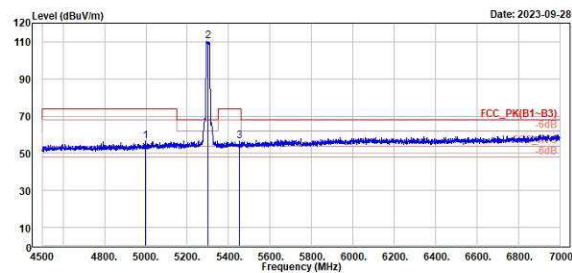
TÜV Rheinland Taiwan Ltd.
No. 458-18, Sec 2, Fenfiao, Linkou Dist., New Taipei City 244, Taiwan(R.O.C.)
Tel: +886-2172-1000 Fax: +886-2172-1322



Peak	Freq (MHz)	Level (dBuV/m)	Read Level (dBuV)	Factor (dB/m)	Limit Line (dBuV/m)	Over Limit (dB)	APos (cm)	TPos (deg)	Remark	Pol/Phase	Note
1	5044.500	55.76	13.16	42.60	74.00	-18.24	139	181	Peak	Horizontal	
2	5300.000	115.20	72.20	42.92	65.20	47.00	139	181	Peak	Horizontal	
3	5458.000	56.69	13.43	43.26	74.00	-17.31	139	181	Peak	Horizontal	



TÜV Rheinland Taiwan Ltd.
No. 458-18, Sec 2, Fenfiao, Linkou Dist., New Taipei City 244, Taiwan(R.O.C.)
Tel: +886-2172-1000 Fax: +886-2172-1322



Peak	Freq (MHz)	Level (dBuV/m)	Read Level (dBuV)	Factor (dB/m)	Limit Line (dBuV/m)	Over Limit (dB)	APos (cm)	TPos (deg)	Remark	Pol/Phase	Note
1	4996.000	56.66	14.26	42.40	74.00	-17.34	135	184	Peak	Vertical	
2	5300.000	119.59	67.67	42.92	65.20	42.39	135	184	Peak	Vertical	
3	5451.000	56.72	13.47	43.25	74.00	-17.28	135	184	Peak	Vertical	

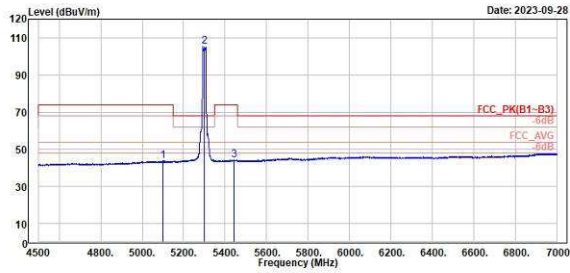
802.11a

CH 60 (Horizontal) Average

CH 60 (Vertical) Average



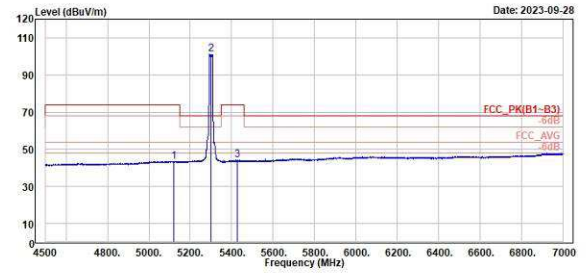
TÜV Rheinland Taiwan Ltd.
No. 458-18, Sec 2, Fenfiao, Linkou Dist., New Taipei City 244, Taiwan(R.O.C.)
Tel: +886-2172-1000 Fax: +886-2172-1322



Freq	Level	Read Level Factor	Limit Line	Over Limit	APos	TPos	Remark	Pol/Phase	Note
MHz	dBuV/m	dBuV	dB/m	dBuV/m	dB	cm	deg		
1	5100.500	43.66	1.10	42.56	54.00	-10.34	139	181 Average	Horizontal
2	5300.000	105.25	62.33	42.92	54.00	51.25	139	181 Average	Horizontal
3	5444.000	44.11	0.86	43.25	54.00	-9.89	139	181 Average	Horizontal



TÜV Rheinland Taiwan Ltd.
No. 458-18, Sec 2, Fenfiao, Linkou Dist., New Taipei City 244, Taiwan(R.O.C.)
Tel: +886-2172-1000 Fax: +886-2172-1322



Freq	Level	Read Level Factor	Limit Line	Over Limit	APos	TPos	Remark	Pol/Phase	Note
MHz	dBuV/m	dBuV	dB/m	dBuV/m	dB	cm	deg		
1	5119.000	43.52	0.84	42.68	54.00	-10.48	135	184 Average	Vertical
2	5300.000	101.17	55.25	42.92	54.00	47.17	135	184 Average	Vertical
3	5429.000	44.28	1.05	43.23	54.00	-9.72	135	184 Average	Vertical

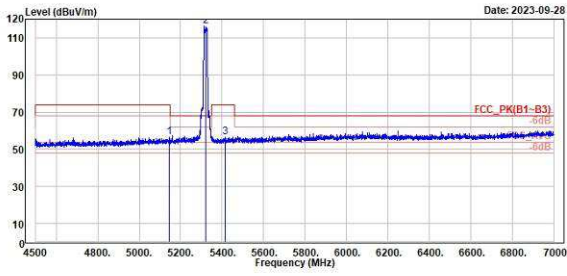
802.11a

CH 64 (Horizontal) Peak

CH 64 (Vertical) Peak



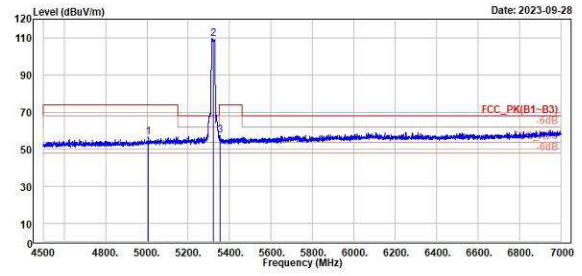
TUV Rheinland Taiwan Ltd.
No. 458-18, Sec 2, Fenliao, Linkou Dist., New Taipei City 244, Taiwan(R.O.C.)
Tel: +886-2172-1000 Fax: +886-2172-1322



Peak	Freq (MHz)	Level (dBuV/m)	Read Level (dBuV)	Factor (dB/m)	Limit Line (dBuV/m)	Over Limit (dB)	APos (cm)	TPos (deg)	Remark	Pol/Phase	Note
1	5146.000	56.46	13.59	42.87	74.00	-17.54	144	176	Peak	Horizontal	
2	5320.000	116.23	75.29	42.94	65.20	48.03	144	176	Peak	Horizontal	
3	5416.000	56.62	13.40	43.22	74.00	-17.38	144	176	Peak	Horizontal	



TUV Rheinland Taiwan Ltd.
No. 458-18, Sec 2, Fenliao, Linkou Dist., New Taipei City 244, Taiwan(R.O.C.)
Tel: +886-2172-1000 Fax: +886-2172-1322



Peak	Freq (MHz)	Level (dBuV/m)	Read Level (dBuV)	Factor (dB/m)	Limit Line (dBuV/m)	Over Limit (dB)	APos (cm)	TPos (deg)	Remark	Pol/Phase	Note
1	5007.500	56.56	14.07	42.49	74.00	-17.44	128	182	Peak	Vertical	
2	5320.000	109.53	65.59	42.94	65.20	41.33	128	182	Peak	Vertical	
3	5354.000	57.42	14.43	42.99	74.00	-16.58	128	182	Peak	Vertical	

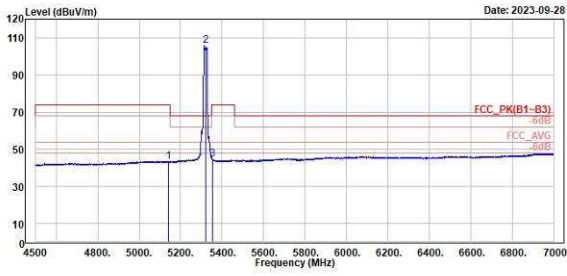
802.11a

CH 64 (Horizontal) Average

CH 64 (Vertical) Average



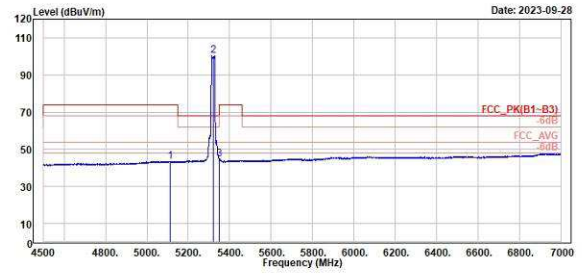
TÜV Rheinland Taiwan Ltd.
No. 458-18, Sec 2, Fenfiao, Linkou Dist., New Taipei City 244, Taiwan(R.O.C.)
Tel: +886-2172-1000 Fax: +886-2172-1322



1	2	3	Read Level	Level Factor	Limit Line	Over Limit	APos	TPos	Remark	Pol/Phase	Note
MHz	dBuV/m	dBuV	dB/m	dBuV/m	dB	cm	deg				
5139.500	43.57	0.74	42.83	54.00	-10.43	144	176	Average	Horizontal		
5330.000	105.79	62.85	42.94	54.00	51.79	144	176	Average	Horizontal		
5353.000	44.92	1.94	42.98	54.00	-9.08	144	176	Average	Horizontal		



TÜV Rheinland Taiwan Ltd.
No. 458-18, Sec 2, Fenfiao, Linkou Dist., New Taipei City 244, Taiwan(R.O.C.)
Tel: +886-2172-1000 Fax: +886-2172-1322



1	2	3	Read Level	Level Factor	Limit Line	Over Limit	APos	TPos	Remark	Pol/Phase	Note
MHz	dBuV/m	dBuV	dB/m	dBuV/m	dB	cm	deg				
5110.500	43.56	0.94	42.62	54.00	-10.44	128	182	Average	Vertical		
5330.000	100.55	57.61	42.94	54.00	46.55	128	182	Average	Vertical		
5350.000	44.74	1.77	42.97	54.00	-9.26	128	182	Average	Vertical		

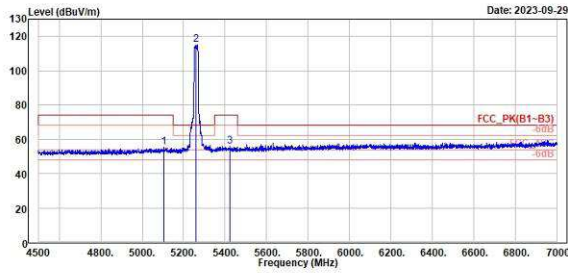
802.11ax HE20

CH 52 (Horizontal) Peak

CH 52 (Vertical) Peak



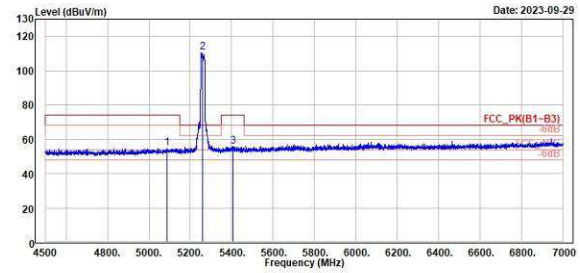
TÜV Rheinland Taiwan Ltd.
No. 458-18, Sec 2, Fenfiao, Linkou Dist., New Taipei City 244, Taiwan(R.O.C.)
Tel: +886-2172-1000 Fax: +886-2172-1322



Peak	Freq (MHz)	Level (dBuV/m)	Read Level (dBuV)	Factor (dB/m)	Limit Line (dBuV/m)	Over Limit (dB)	APos (cm)	TPos (deg)	Remark	Pol/Phase	Note
1	5183.500	55.36	14.05	41.31	74.00	-18.64	135	176	Peak	Horizontal	
2	5200.000	115.02	75.34	41.68	65.20	46.82	135	176	Peak	Horizontal	*
3	5424.000	55.97	13.66	42.31	74.00	-18.03	135	176	Peak	Horizontal	



TÜV Rheinland Taiwan Ltd.
No. 458-18, Sec 2, Fenfiao, Linkou Dist., New Taipei City 244, Taiwan(R.O.C.)
Tel: +886-2172-1000 Fax: +886-2172-1322



Peak	Freq (MHz)	Level (dBuV/m)	Read Level (dBuV)	Factor (dB/m)	Limit Line (dBuV/m)	Over Limit (dB)	APos (cm)	TPos (deg)	Remark	Pol/Phase	Note
1	5086.500	55.01	13.72	41.29	74.00	-18.99	134	177	Peak	Vertical	
2	5200.000	119.56	65.88	41.68	65.20	42.36	134	177	Peak	Vertical	*
3	5408.000	55.65	13.22	42.43	74.00	-18.35	134	177	Peak	Vertical	

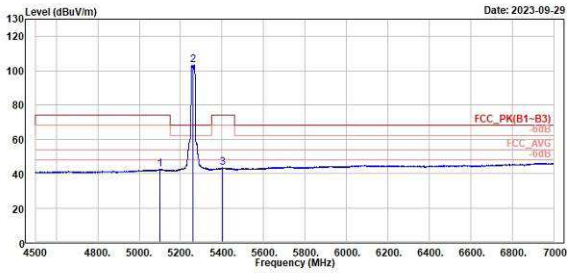
802.11ax HE20

CH 52 (Horizontal) Average

CH 52 (Vertical) Average



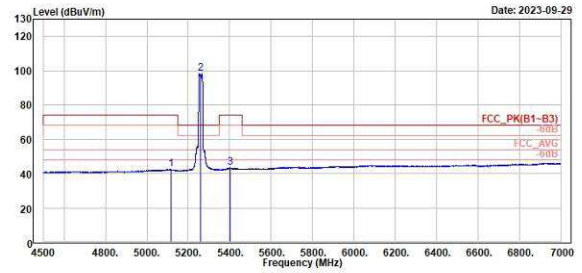
TÜV Rheinland Taiwan Ltd.
No. 458-18, Sec. 2, Fenfiao, Linkou Dist., New Taipei City 244, Taiwan(R.O.C.)
Tel: +886-2172-1000 Fax: +886-2172-1322



Freq	Level	Read Level Factor	Limit Line	Over Limit	APos	TPos	Remark	Pol/Phase	Note
MHz	dBuV/m	dBuV	dB/m	dBuV/m	dB	cm	deg		
1	5181.500	42.70	1.40	41.30	54.00	-11.30	135	176 Average	Horizontal
2	5250.000	103.51	61.83	41.68	54.00	49.51	135	176 Average	Horizontal
3	5404.500	43.28	0.83	42.45	54.00	-10.72	135	176 Average	Horizontal



TÜV Rheinland Taiwan Ltd.
No. 458-18, Sec. 2, Fenfiao, Linkou Dist., New Taipei City 244, Taiwan(R.O.C.)
Tel: +886-2172-1000 Fax: +886-2172-1322



Freq	Level	Read Level Factor	Limit Line	Over Limit	APos	TPos	Remark	Pol/Phase	Note
MHz	dBuV/m	dBuV	dB/m	dBuV/m	dB	cm	deg		
1	5115.500	42.42	1.08	41.34	54.00	-11.58	134	177 Average	Vertical
2	5250.000	98.44	56.76	41.68	54.00	44.44	134	177 Average	Vertical
3	5404.000	43.34	0.88	42.46	54.00	-10.66	134	177 Average	Vertical

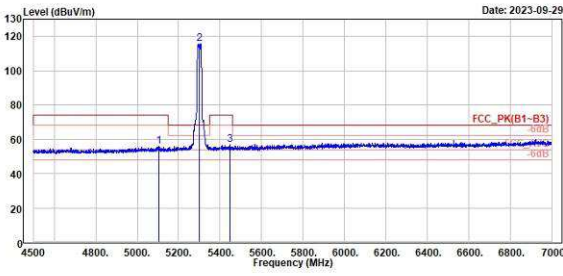
802.11ax HE20

CH 60 (Horizontal) Peak

CH 60 (Vertical) Peak



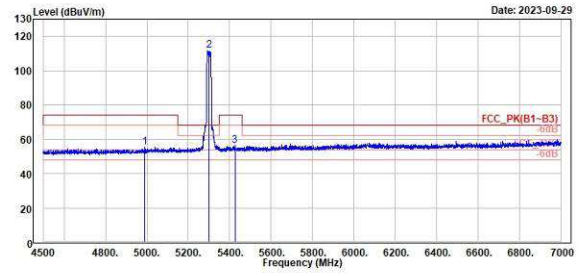
TÜV Rheinland Taiwan Ltd.
No. 458-18, Sec 2, Fenjiao, Linkou Dist., New Taipei City 244, Taiwan(R.O.C.)
Tel: +886-2172-1000 Fax: +886-2172-1322



Peak	Freq	Level	Read Level	Factor	Limit Line	Over Limit	APos	TPos	Remark	Pol/Phase	Note
	MHz	dBuV/m	dBuV	dB/m	dBuV/m	dB	cm	deg			
1	5182.500	55.85	14.54	41.31	74.00	-18.15	132	176	Peak	Horizontal	
2	5380.000	115.64	75.61	42.03	65.20	47.44	132	176	Peak	Horizontal	
3	5447.500	56.87	14.73	42.14	74.00	-17.13	132	176	Peak	Horizontal	



TÜV Rheinland Taiwan Ltd.
No. 458-18, Sec 2, Fenjiao, Linkou Dist., New Taipei City 244, Taiwan(R.O.C.)
Tel: +886-2172-1000 Fax: +886-2172-1322



Peak	Freq	Level	Read Level	Factor	Limit Line	Over Limit	APos	TPos	Remark	Pol/Phase	Note
	MHz	dBuV/m	dBuV	dB/m	dBuV/m	dB	cm	deg			
1	4989.500	55.41	14.28	41.13	74.00	-18.59	141	177	Peak	Vertical	
2	5380.000	111.76	69.73	42.03	65.20	43.56	141	177	Peak	Vertical	
3	5425.000	56.36	14.06	42.30	74.00	-17.64	141	177	Peak	Vertical	

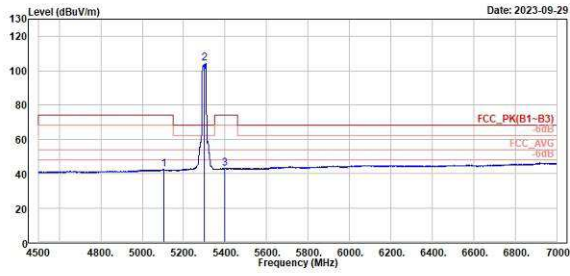
802.11ax HE20

CH 60 (Horizontal) Average

CH 60 (Vertical) Average



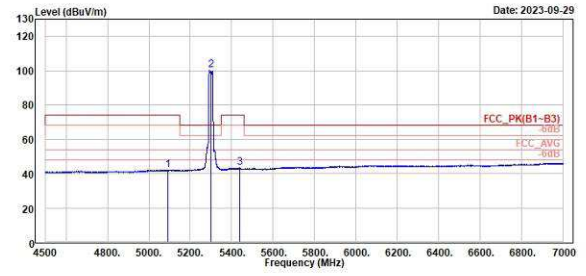
TÜV Rheinland Taiwan Ltd.
No. 458-18, Sec 2, Fenfiao, Linkou Dist., New Taipei City 244, Taiwan(R.O.C.)
Tel: +886-2172-1000 Fax: +886-2172-1322



1	2	3							
Freq	Level	Read	Limit	Over	APos	TPos	Remark	Pol/Phase	Note
MHz	dBuV/m	Level Factor	Line	Limit	dB	cm	deg		
5196.000	42.28	0.96	41.32	54.00	-11.72	132	176 Average	Horizontal	
5398.000	104.21	62.18	42.03	54.00	50.21	132	176 Average	Horizontal	
5398.500	43.20	0.73	42.47	54.00	-10.80	132	176 Average	Horizontal	



TÜV Rheinland Taiwan Ltd.
No. 458-18, Sec 2, Fenfiao, Linkou Dist., New Taipei City 244, Taiwan(R.O.C.)
Tel: +886-2172-1000 Fax: +886-2172-1322



1	2	3							
Freq	Level	Read	Limit	Over	APos	TPos	Remark	Pol/Phase	Note
MHz	dBuV/m	Level Factor	Line	Limit	dB	cm	deg		
5093.500	42.24	0.94	41.30	54.00	-11.76	141	177 Average	Vertical	
5398.000	100.14	58.11	42.03	54.00	46.14	141	177 Average	Vertical	
5437.500	43.37	1.16	42.21	54.00	-10.63	141	177 Average	Vertical	

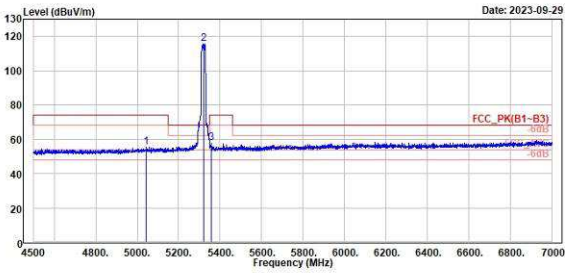
802.11ax HE20

CH 64 (Horizontal) Peak

CH 64 (Vertical) Peak



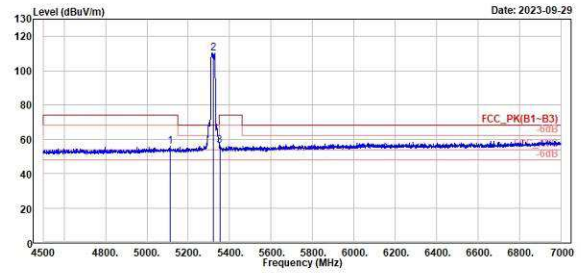
TÜV Rheinland Taiwan Ltd.
No. 458-18, Sec 2, Fenfiao, Linkou Dist., New Taipei City 244, Taiwan(R.O.C.)
Tel: +886-2172-1000 Fax: +886-2172-1322



Peak	Freq (MHz)	Level (dBuV/m)	Read Level (dBuV)	Factor (dB/m)	Limit Line (dBuV/m)	Over Limit (dB)	APos (cm)	TPos (deg)	Remark	Pol/Phase	Note
1	5044.500	55.28	14.02	41.26	74.00	-18.72	132	179	Peak	Horizontal	
2	5330.000	115.52	75.60	41.92	65.20	47.32	132	179	Peak	Horizontal	
3	5356.500	57.68	15.83	41.85	74.00	-16.32	132	179	Peak	Horizontal	



TÜV Rheinland Taiwan Ltd.
No. 458-18, Sec 2, Fenfiao, Linkou Dist., New Taipei City 244, Taiwan(R.O.C.)
Tel: +886-2172-1000 Fax: +886-2172-1322



Peak	Freq (MHz)	Level (dBuV/m)	Read Level (dBuV)	Factor (dB/m)	Limit Line (dBuV/m)	Over Limit (dB)	APos (cm)	TPos (deg)	Remark	Pol/Phase	Note
1	5111.000	55.00	14.57	41.33	74.00	-18.10	145	178	Peak	Vertical	
2	5330.000	110.23	65.31	41.92	65.20	42.03	145	178	Peak	Vertical	
3	5351.500	56.12	14.34	41.78	74.00	-17.88	145	178	Peak	Vertical	

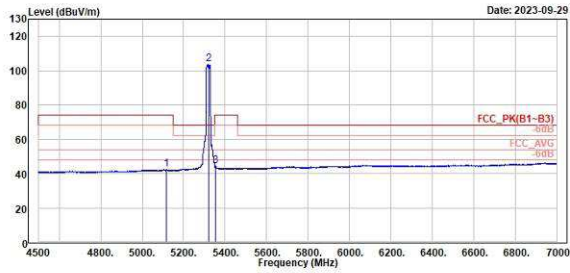
802.11ax HE20

CH 64 (Horizontal) Average

CH 64 (Vertical) Average



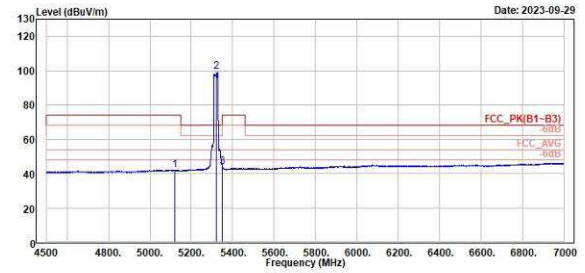
TÜV Rheinland Taiwan Ltd.
No. 458-18, Sec 2, Fenfiao, Linkou Dist., New Taipei City 244, Taiwan(R.O.C.)
Tel: +886-2172-1000 Fax: +886-2172-1322



Freq	Level	Read Level Factor	Limit Line	Over Limit	APos	TPos	Remark	Pol/Phase	Note
MHz	dBuV/m	dBuV	dB/m	dBuV/m	dB	cm	deg		
1	5114.500	42.30	0.96	41.34	54.00	-11.70	132	179 Average	Horizontal
2	5320.000	103.60	61.60	41.92	54.00	-49.00	132	179 Average	Horizontal
3	5354.000	44.25	2.43	41.82	54.00	-9.75	132	179 Average	Horizontal



TÜV Rheinland Taiwan Ltd.
No. 458-18, Sec 2, Fenfiao, Linkou Dist., New Taipei City 244, Taiwan(R.O.C.)
Tel: +886-2172-1000 Fax: +886-2172-1322



Freq	Level	Read Level Factor	Limit Line	Over Limit	APos	TPos	Remark	Pol/Phase	Note
MHz	dBuV/m	dBuV	dB/m	dBuV/m	dB	cm	deg		
1	5121.000	42.19	0.83	41.36	54.00	-11.81	145	178 Average	Vertical
2	5320.000	99.44	57.52	41.92	54.00	-45.44	145	178 Average	Vertical
3	5350.000	44.01	2.25	41.76	54.00	-9.99	145	178 Average	Vertical

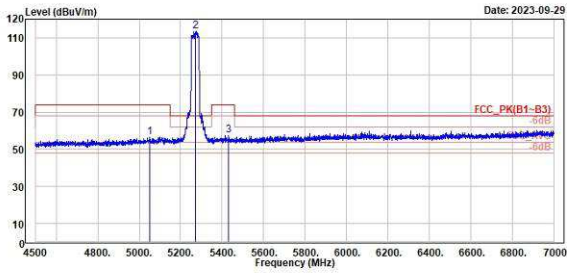
802.11ax HE40

CH 54 (Horizontal) Peak

CH 54 (Vertical) Peak



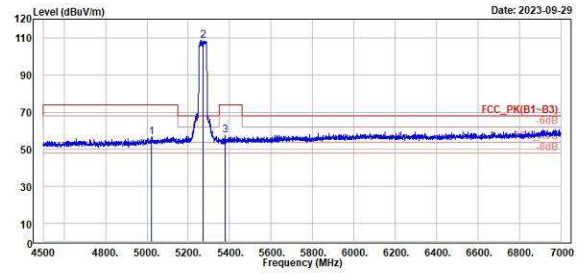
TÜV Rheinland Taiwan Ltd.
No. 458-18, Sec 2, Fenfiao, Linkou Dist., New Taipei City 244, Taiwan(R.O.C.)
Tel: +886-2172-1000 Fax: +886-2172-1322



Peak	Freq	Level	Read Level	Factor	Limit Line	Over Limit	APos	TPos	Remark	Pol/Phase	Note
	MHz	dBuV/m	dBuV	dB/m	dBuV/m	dB	cm	deg			
1	5052.000	56.51	13.90	42.61	74.00	-17.49	144	177	Peak	Horizontal	
2	5278.000	113.50	70.54	42.96	65.20	48.30	144	177	Peak	Horizontal	
3	5432.000	57.49	14.25	43.24	74.00	-16.51	144	177	Peak	Horizontal	



TÜV Rheinland Taiwan Ltd.
No. 458-18, Sec 2, Fenfiao, Linkou Dist., New Taipei City 244, Taiwan(R.O.C.)
Tel: +886-2172-1000 Fax: +886-2172-1322



Peak	Freq	Level	Read Level	Factor	Limit Line	Over Limit	APos	TPos	Remark	Pol/Phase	Note
	MHz	dBuV/m	dBuV	dB/m	dBuV/m	dB	cm	deg			
1	5023.500	56.65	14.11	42.54	74.00	-17.35	137	139	Peak	Vertical	
2	5278.000	100.00	65.04	42.96	65.20	40.00	137	139	Peak	Vertical	
3	5378.000	57.63	14.53	43.10	74.00	-16.37	137	139	Peak	Vertical	

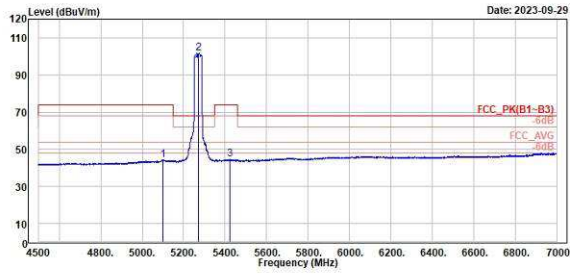
802.11ax HE40

CH 54 (Horizontal) Average

CH 54 (Vertical) Average



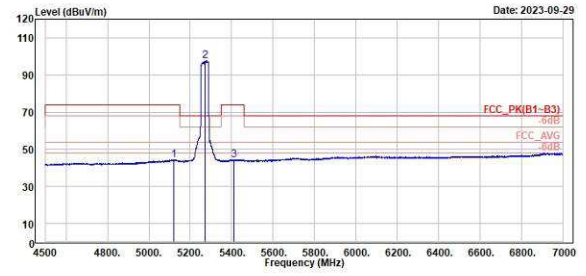
TÜV Rheinland Taiwan Ltd.
No. 458-18, Sec 2, Fenfiao, Linkou Dist., New Taipei City 244, Taiwan(R.O.C.)
Tel: +886-2172-1000 Fax: +886-2172-1322



1	2	3
5198.500	5270.000	5422.000
44.15	101.96	44.61
1.59	50.90	1.38
42.56	42.96	43.23
54.00	54.00	54.00
-9.85	47.86	-9.39
144	144	144
177	177	177
Average	Average	Average
Horizontal	Horizontal	Horizontal



TÜV Rheinland Taiwan Ltd.
No. 458-18, Sec 2, Fenfiao, Linkou Dist., New Taipei City 244, Taiwan(R.O.C.)
Tel: +886-2172-1000 Fax: +886-2172-1322



1	2	3
5122.000	5270.000	5410.500
44.34	97.68	44.47
1.64	54.72	1.25
42.70	42.96	43.22
54.00	54.00	54.00
-9.66	43.68	-9.53
137	137	137
Average	Average	Average
Vertical	Vertical	Vertical

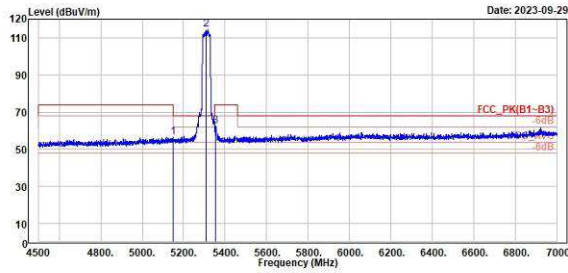
802.11ax HE40

CH 62 (Horizontal) Peak

CH 62 (Vertical) Peak



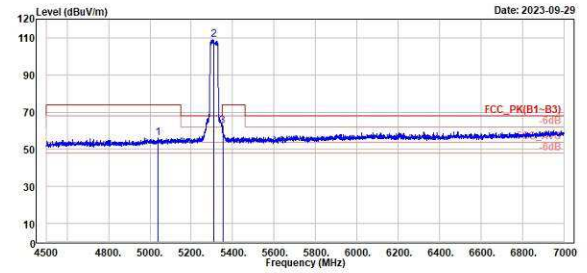
TÜV Rheinland Taiwan Ltd.
No. 458-18, Sec 2, Fenliao, Linkou Dist., New Taipei City 244, Taiwan(R.O.C.)
Tel: +886-2172-1000 Fax: +886-2172-1322



Peak	Freq (MHz)	Level (dBuV/m)	Read Level (dBuV)	Factor (dB/m)	Limit Line (dBuV/m)	Over Limit (dB)	APos (cm)	TPos (deg)	Remark	Pol/Phase	Note
1	5149.500	56.52	13.62	42.90	74.00	-17.48	140	176	Peak	Horizontal	
2	5310.000	124.35	71.42	42.93	65.20	46.15	140	176	Peak	Horizontal	
3	5353.000	62.47	19.49	42.98	74.00	-11.53	140	176	Peak	Horizontal	



TÜV Rheinland Taiwan Ltd.
No. 458-18, Sec 2, Fenliao, Linkou Dist., New Taipei City 244, Taiwan(R.O.C.)
Tel: +886-2172-1000 Fax: +886-2172-1322



Peak	Freq (MHz)	Level (dBuV/m)	Read Level (dBuV)	Factor (dB/m)	Limit Line (dBuV/m)	Over Limit (dB)	APos (cm)	TPos (deg)	Remark	Pol/Phase	Note
1	5039.500	56.24	13.66	42.58	74.00	-17.76	134	139	Peak	Vertical	
2	5310.000	109.06	65.13	42.93	65.20	40.86	134	139	Peak	Vertical	
3	5351.500	62.45	19.47	42.98	74.00	-11.55	134	139	Peak	Vertical	

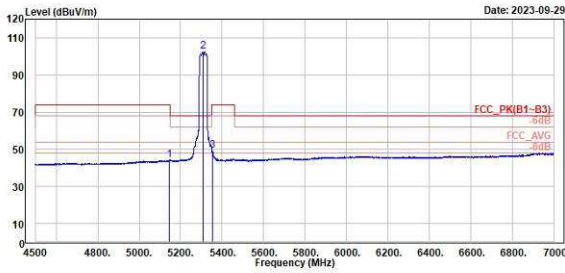
802.11ax HE40

CH 62 (Horizontal) Average

CH 62 (Vertical) Average



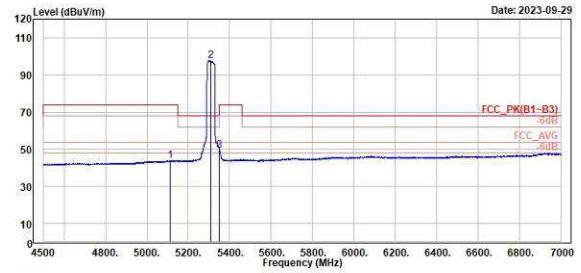
TUV Rheinland Taiwan Ltd.
No. 458-18, Sec 2, Fenfiao, Linkou Dist., New Taipei City 244, Taiwan(R.O.C.)
Tel: +886-2172-1000 Fax: +886-2172-1322



Freq	Level	Read Level	Factor	Limit	Over	APos	TPos	Remark	Pol/Phase	Note
MHz	dBuV/m	dBuV	dB/m	dBuV/m	dB	cm	deg			
1	5147.000	44.13	1.26	42.87	54.00	-9.87	140	176 Average	Horizontal	
2	* 5330.000	102.82	59.89	42.93	54.00	48.82	140	176 Average	Horizontal	
3	! 5353.500	49.34	6.36	42.98	54.00	-4.66	140	176 Average	Horizontal	



TUV Rheinland Taiwan Ltd.
No. 458-18, Sec 2, Fenfiao, Linkou Dist., New Taipei City 244, Taiwan(R.O.C.)
Tel: +886-2172-1000 Fax: +886-2172-1322



Freq	Level	Read Level	Factor	Limit	Over	APos	TPos	Remark	Pol/Phase	Note
MHz	dBuV/m	dBuV	dB/m	dBuV/m	dB	cm	deg			
1	5113.000	43.90	1.25	42.65	54.00	-10.10	134	139 Average	Vertical	
2	* 5330.000	97.74	54.81	42.93	54.00	43.74	134	139 Average	Vertical	
3	! 5350.000	49.46	6.49	42.97	54.00	-4.54	134	139 Average	Vertical	

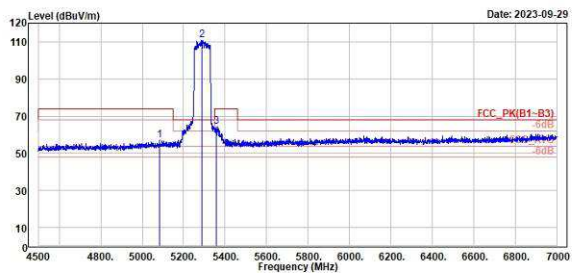
802.11ax HE80

CH 58 (Horizontal) Peak

CH 58 (Vertical) Peak



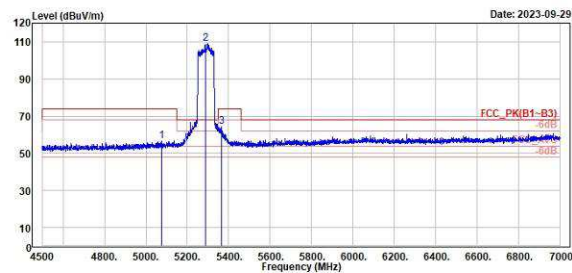
TÜV Rheinland Taiwan Ltd.
No. 458-18, Sec 2, Fenfiao, Linkou Dist., New Taipei City 244, Taiwan(R.O.C.)
Tel: +886-2172-1000 Fax: +886-2172-1322



Peak	Freq	Level	Read Level	Factor	Limit	Over	APos	TPos	Remark	Pol/Phase	Note
	MHz	dBuV/m	dBuV	dB/m	dBuV/m	dB	cm	deg			
1	5083.000	57.00	14.43	42.57	74.00	-17.00	140	178	Peak	Horizontal	
2	5230.000	119.98	69.04	42.94	69.20	-42.78	140	178	Peak	Horizontal	
3	5358.500	64.42	21.42	43.00	74.00	-9.58	140	178	Peak	Horizontal	



TÜV Rheinland Taiwan Ltd.
No. 458-18, Sec 2, Fenfiao, Linkou Dist., New Taipei City 244, Taiwan(R.O.C.)
Tel: +886-2172-1000 Fax: +886-2172-1322



Peak	Freq	Level	Read Level	Factor	Limit	Over	APos	TPos	Remark	Pol/Phase	Note
	MHz	dBuV/m	dBuV	dB/m	dBuV/m	dB	cm	deg			
1	5076.500	56.70	14.11	42.59	74.00	-17.30	159	137	Peak	Vertical	
2	5230.000	100.93	65.99	42.94	69.20	-40.73	159	137	Peak	Vertical	
3	5364.000	64.27	21.23	43.04	74.00	-9.73	159	137	Peak	Vertical	

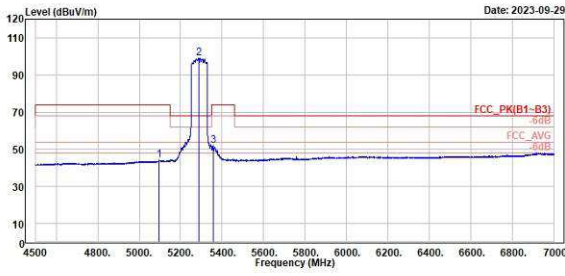
802.11ax HE80

CH 58 (Horizontal) Average

CH 58 (Vertical) Average



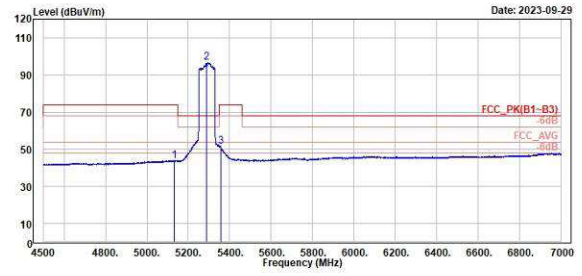
TÜV Rheinland Taiwan Ltd.
No. 458-18, Sec 2, Fenfiao, Linkou Dist., New Taipei City 244, Taiwan(R.O.C.)
Tel: +886-2172-1000 Fax: +886-2172-1322



Freq	Level	Read Level	Factor	Limit	Over	APos	TPos	Remark	Pol/Phase	Note
MHz	dBuV/m	dBuV	dB/m	dBuV/m	dB	cm	deg			
1	5095.500	44.23	1.67	42.56	54.00	-9.77	140	178 Average	Horizontal	
2	5230.000	99.21	56.27	42.94	54.00	45.21	140	178 Average	Horizontal	
3	5356.500	52.02	9.02	43.00	54.00	-1.98	140	178 Average	Horizontal	



TÜV Rheinland Taiwan Ltd.
No. 458-18, Sec 2, Fenfiao, Linkou Dist., New Taipei City 244, Taiwan(R.O.C.)
Tel: +886-2172-1000 Fax: +886-2172-1322



Freq	Level	Read Level	Factor	Limit	Over	APos	TPos	Remark	Pol/Phase	Note
MHz	dBuV/m	dBuV	dB/m	dBuV/m	dB	cm	deg			
1	5134.000	44.00	1.22	42.78	54.00	-10.00	159	137 Average	Vertical	
2	5230.000	96.61	53.67	42.94	54.00	42.61	159	137 Average	Vertical	
3	5356.500	51.48	8.48	43.00	54.00	-2.52	159	137 Average	Vertical	

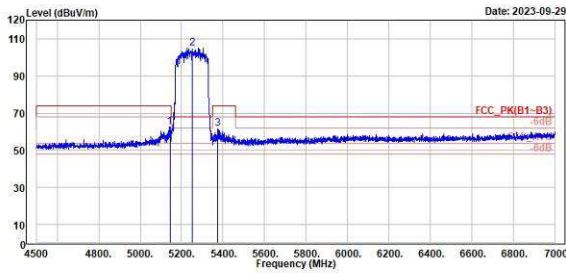
802.11ax HE160

CH 50 (Horizontal) Peak

CH 50 (Vertical) Peak



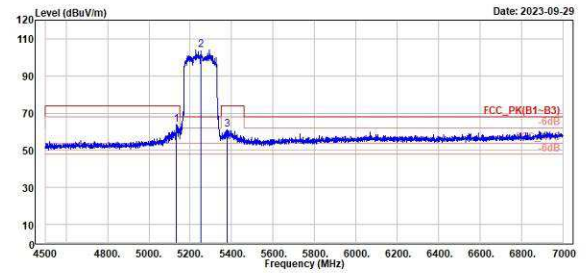
TÜV Rheinland Taiwan Ltd.
No. 458-18, Sec 2, Fenliao, Linkou Dist., New Taipei City 244, Taiwan(R.O.C.)
Tel: +886-2172-1000 Fax: +886-2172-1322



Peak	Freq	Level	Read Level	Factor	Limit Line	Over Limit	APos	TPos	Remark	Pol/Phase	Note
	MHz	dBuV/m	dBuV	dB/m	dBuV/m	dB	cm	deg			
1	5143.000	62.60	19.75	42.85	74.00	-11.40	145	176	Peak	Horizontal	
2	5250.000	105.11	62.13	42.98	68.20	36.91	145	176	Peak	Horizontal	
3	5374.000	61.68	18.59	43.09	74.00	-12.32	145	176	Peak	Horizontal	



TÜV Rheinland Taiwan Ltd.
No. 458-18, Sec 2, Fenliao, Linkou Dist., New Taipei City 244, Taiwan(R.O.C.)
Tel: +886-2172-1000 Fax: +886-2172-1322



Peak	Freq	Level	Read Level	Factor	Limit Line	Over Limit	APos	TPos	Remark	Pol/Phase	Note
	MHz	dBuV/m	dBuV	dB/m	dBuV/m	dB	cm	deg			
1	5134.000	64.09	21.31	42.78	74.00	-9.91	150	139	Peak	Vertical	
2	5250.000	104.00	61.02	42.98	68.20	35.80	150	139	Peak	Vertical	
3	5378.000	61.01	17.91	43.10	74.00	-12.99	150	139	Peak	Vertical	

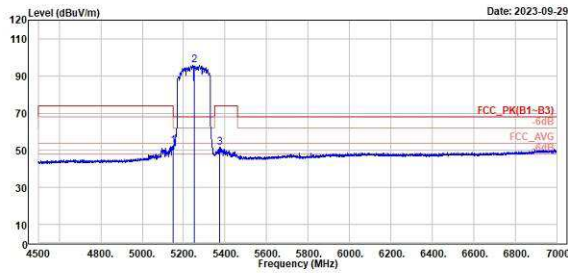
802.11ax HE160

CH 50 (Horizontal) Average

CH 50 (Vertical) Average



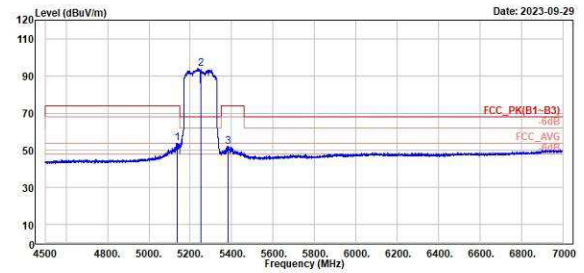
TÜV Rheinland Taiwan Ltd.
No. 458-18, Sec. 2, FenHiao, Linkou Dist., New Taipei City 244, Taiwan(R.O.C.)
Tel: +886-2172-1000 Fax: +886-2172-1322



Freq	Level	Read Level	Factor	Limit	Over	APos	TPos	Remark	Pol/Phase	Note
MHz	dBuV/m	dBuV	dB/m	dBuV/m	dB	cm	deg			
1 5147.500	52.34	9.46	42.88	54.00	-1.66	145	176	Average	Horizontal	
2 * 5250.000	95.00	53.02	42.98	54.00	42.00	145	176	Average	Horizontal	
3 5372.500	51.54	8.46	43.08	54.00	-2.46	145	176	Average	Horizontal	



TÜV Rheinland Taiwan Ltd.
No. 458-18, Sec. 2, FenHiao, Linkou Dist., New Taipei City 244, Taiwan(R.O.C.)
Tel: +886-2172-1000 Fax: +886-2172-1322



Freq	Level	Read Level	Factor	Limit	Over	APos	TPos	Remark	Pol/Phase	Note
MHz	dBuV/m	dBuV	dB/m	dBuV/m	dB	cm	deg			
1 5137.500	53.80	10.99	42.81	54.00	-0.20	150	139	Average	Vertical	
2 * 5250.000	94.00	51.10	42.90	54.00	40.00	150	139	Average	Vertical	
3 5384.000	52.21	9.07	43.14	54.00	-1.79	150	139	Average	Vertical	

Band Edges, 5.3GHz ~ 5.47GHz, 5.725GHz
U-NII-2C

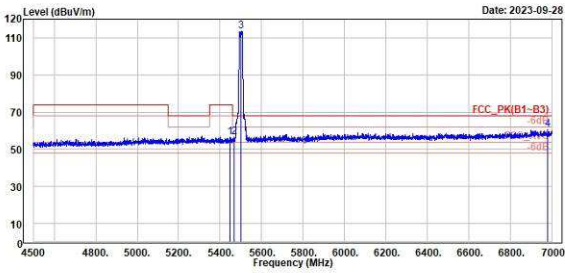
802.11a

CH 100 (Horizontal) Peak

CH 100 (Vertical) Peak



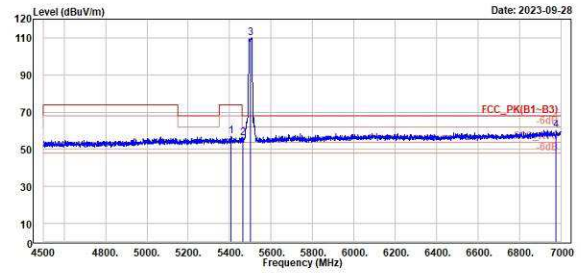
TÜV Rheinland Taiwan Ltd.
No. 458-18, Sec 2, Fenfiao, Linkou Dist., New Taipei City 244, Taiwan(R.O.C.)
Tel: +886-2172-1000 Fax: +886-2172-1322



Peak	Freq	Level	Read Level	Factor	Limit Line	Over Limit	APos	TPos	Remark	Pol/Phase	Note
	MHz	dBuV/m	dBuV	dB/m	dBuV/m	dB	cm	deg			
1	5447.00	56.71	13.46	43.25	74.00	-17.29	142	176	Peak	Horizontal	
2	5469.00	56.43	13.16	43.27	68.20	-11.77	142	176	Peak	Horizontal	
3 *	5500.00	113.39	70.10	43.29	68.20	45.19	142	176	Peak	Horizontal	
4	6979.50	60.90	15.55	45.35	68.20	-7.30	142	176	Peak	Horizontal	



TÜV Rheinland Taiwan Ltd.
No. 458-18, Sec 2, Fenfiao, Linkou Dist., New Taipei City 244, Taiwan(R.O.C.)
Tel: +886-2172-1000 Fax: +886-2172-1322



Peak	Freq	Level	Read Level	Factor	Limit Line	Over Limit	APos	TPos	Remark	Pol/Phase	Note
	MHz	dBuV/m	dBuV	dB/m	dBuV/m	dB	cm	deg			
1	5408.50	57.11	13.89	43.22	74.00	-16.89	135	179	Peak	Vertical	
2	5462.00	55.98	12.72	43.26	68.20	-12.22	135	179	Peak	Vertical	
3 *	5500.00	110.18	66.89	43.29	68.20	41.98	135	179	Peak	Vertical	
4	6976.00	60.13	14.80	45.33	68.20	-8.07	135	179	Peak	Vertical	

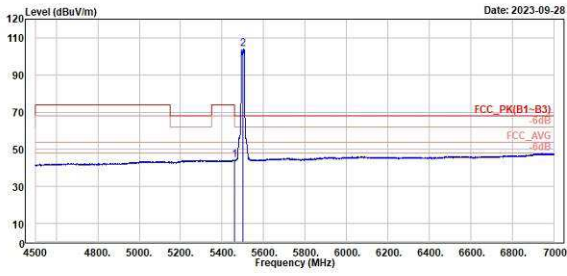
802.11a

CH 100 (Horizontal) Average

CH 100 (Vertical) Average



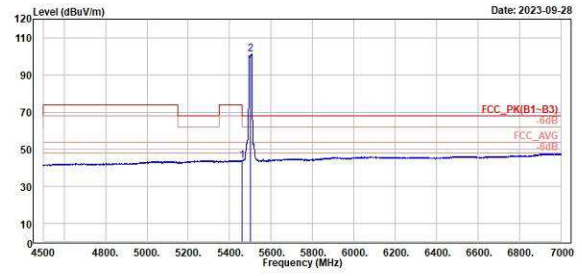
TÜV Rheinland Taiwan Ltd.
No. 458-18, Sec 2, Fenfiao, Linkou Dist., New Taipei City 244, Taiwan(R.O.C.)
Tel: +886-2172-1000 Fax: +886-2172-1322



No.	Freq	Level	Read		Limit		APos	TPos	Remark	Pol/Phase	Note
			Level	Factor	Line	Limit					
	MHz	dBuV/m	dBuV	dB/m	dBuV/m	dB	cm	deg			
1	5459.50	44.06	0.80	43.26	54.00	-9.94	142	176	Average	Horizontal	
2	5500.00	103.81	60.52	43.29	54.00	49.81	142	176	Average	Horizontal	



TÜV Rheinland Taiwan Ltd.
No. 458-18, Sec 2, Fenfiao, Linkou Dist., New Taipei City 244, Taiwan(R.O.C.)
Tel: +886-2172-1000 Fax: +886-2172-1322



No.	Freq	Level	Read		Limit		APos	TPos	Remark	Pol/Phase	Note
			Level	Factor	Line	Limit					
	MHz	dBuV/m	dBuV	dB/m	dBuV/m	dB	cm	deg			
1	5460.00	43.98	0.72	43.26	54.00	-10.02	135	179	Average	Vertical	
2	5500.00	101.47	58.18	43.29	54.00	47.47	135	179	Average	Vertical	

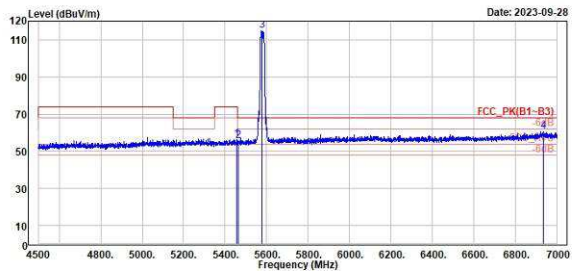
802.11a

CH 116 (Horizontal) Peak

CH 116 (Vertical) Peak



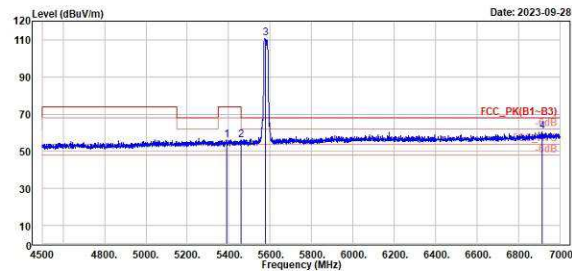
TÜV Rheinland Taiwan Ltd.
No. 458-18, Sec 2, FenJiao, Linkou Dist., New Taipei City 244, Taiwan(R.O.C.)
Tel: +886-2172-1000 Fax: +886-2172-1322



Peak	Freq (MHz)	Level (dBuV/m)	Read Level (dBuV)	Factor (dB/m)	Limit Line (dBuV/m)	Over Limit (dB)	APos (cm)	TPos (deg)	Remark	Pol/Phase	Note
1	5456.50	56.45	13.19	43.26	74.00	-17.55	141	177	Peak	Horizontal	
2	5462.00	55.60	12.34	43.26	68.20	-12.60	141	177	Peak	Horizontal	
3 *	5580.00	114.98	71.58	43.40	68.20	46.78	141	177	Peak	Horizontal	
4	6934.50	60.50	15.24	45.26	68.20	-7.70	141	177	Peak	Horizontal	



TÜV Rheinland Taiwan Ltd.
No. 458-18, Sec 2, FenJiao, Linkou Dist., New Taipei City 244, Taiwan(R.O.C.)
Tel: +886-2172-1000 Fax: +886-2172-1322



Peak	Freq (MHz)	Level (dBuV/m)	Read Level (dBuV)	Factor (dB/m)	Limit Line (dBuV/m)	Over Limit (dB)	APos (cm)	TPos (deg)	Remark	Pol/Phase	Note
1	5391.00	56.03	12.87	43.16	74.00	-17.97	134	184	Peak	Vertical	
2	5461.50	55.99	12.73	43.26	68.20	-12.21	134	184	Peak	Vertical	
3 *	5580.00	110.01	67.41	43.40	68.20	42.61	134	184	Peak	Vertical	
4	6915.50	60.62	15.38	45.24	68.20	-7.58	134	184	Peak	Vertical	

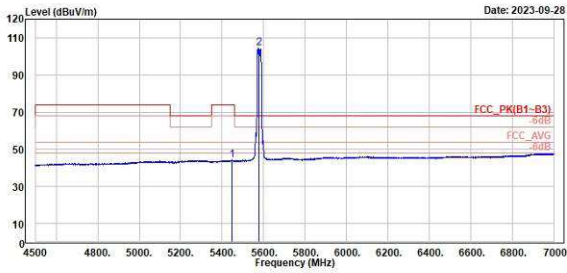
802.11a

CH 116 (Horizontal) Average

CH 116 (Vertical) Average



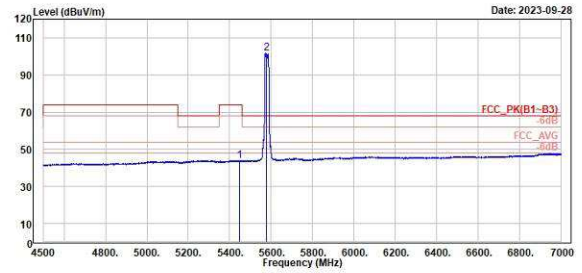
TÜV Rheinland Taiwan Ltd.
No. 458-18, Sec 2, Fenfiao, Linkou Dist., New Taipei City 244, Taiwan(R.O.C.)
Tel: +886-2172-1000 Fax: +886-2172-1322



Peak	Freq (MHz)	Level (dBuV/m)	Read Level (dBuV)	Factor	Limit Line (dBuV/m)	Over Limit (dB)	APos (cm)	TPos (deg)	Remark	Pol/Phase	Note
1	5448.58	44.06	44.06	0.81	43.25	54.00	-9.94	141	177	Average	Horizontal
2	5500.00	104.56	61.16	43.40	54.00	50.56	141	177	Average	Horizontal	



TÜV Rheinland Taiwan Ltd.
No. 458-18, Sec 2, Fenfiao, Linkou Dist., New Taipei City 244, Taiwan(R.O.C.)
Tel: +886-2172-1000 Fax: +886-2172-1322



Peak	Freq (MHz)	Level (dBuV/m)	Read Level (dBuV)	Factor	Limit Line (dBuV/m)	Over Limit (dB)	APos (cm)	TPos (deg)	Remark	Pol/Phase	Note
1	5447.00	43.88	43.88	0.63	43.25	54.00	-10.12	134	184	Average	Vertical
2	5500.00	101.96	58.46	43.40	54.00	47.06	134	184	Average	Vertical	

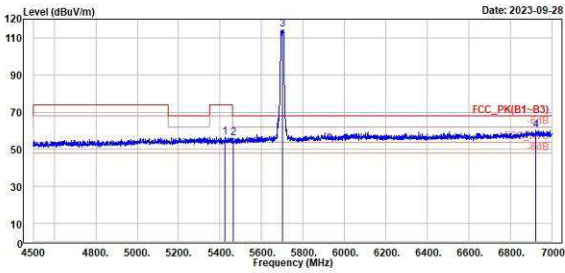
802.11a

CH 140 (Horizontal) Peak

CH 140 (Vertical) Peak



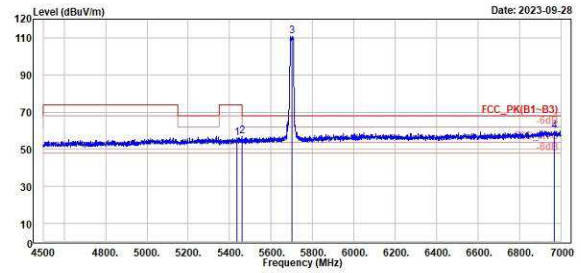
TÜV Rheinland Taiwan Ltd.
No. 458-18, Sec 2, Fenfiao, Linkou Dist., New Taipei City 244, Taiwan(R.O.C.)
Tel: +886-2172-1000 Fax: +886-2172-1322



Peak	Freq (MHz)	Level (dBuV/m)	Read Level (dBuV)	Factor	Limit Line (dBuV/m)	Over Limit (dB)	APos (cm)	TPos (deg)	Remark	Pol/Phase	Note
1	5421.50	56.63	13.40	43.23	74.00	-17.37	137	177	Peak	Horizontal	
2	5462.50	55.29	13.03	43.26	68.20	-11.91	137	177	Peak	Horizontal	
3 *	5700.00	114.56	70.90	43.66	68.20	46.36	137	177	Peak	Horizontal	
4	6923.00	60.37	15.12	45.25	68.20	-7.83	137	177	Peak	Horizontal	



TÜV Rheinland Taiwan Ltd.
No. 458-18, Sec 2, Fenfiao, Linkou Dist., New Taipei City 244, Taiwan(R.O.C.)
Tel: +886-2172-1000 Fax: +886-2172-1322



Peak	Freq (MHz)	Level (dBuV/m)	Read Level (dBuV)	Factor	Limit Line (dBuV/m)	Over Limit (dB)	APos (cm)	TPos (deg)	Remark	Pol/Phase	Note
1	5435.50	56.24	13.00	43.24	74.00	-17.76	132	178	Peak	Vertical	
2	5460.00	56.85	13.59	43.26	68.20	-11.35	132	178	Peak	Vertical	
3 *	5700.00	110.71	67.05	43.66	68.20	42.51	132	178	Peak	Vertical	
4	6967.00	59.92	14.61	45.31	68.20	-8.28	132	178	Peak	Vertical	

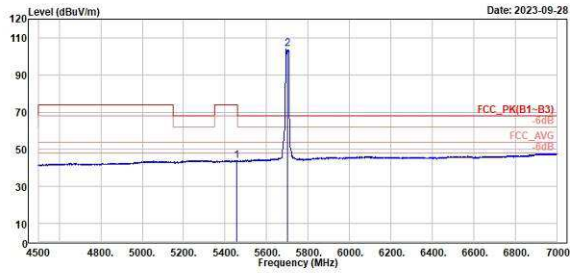
802.11a

CH 140 (Horizontal) Average

CH 140 (Vertical) Average



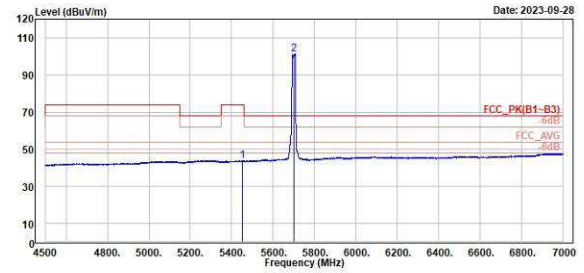
TÜV Rheinland Taiwan Ltd.
No. 458-18, Sec 2, Fenfiao, Linkou Dist., New Taipei City 244, Taiwan(R.O.C.)
Tel: +886-2172-1000 Fax: +886-2172-1322



Freq	Level	Read	Limit	Over	APos	TPos	Remark	Pol/Phase	Note
MHz	dBuV/m	dBuV	dB/m	dBuV/m	dB	cm	deg		
1	5454.50	43.75	0.49	43.26	54.00	-10.25	137	177 Average	Horizontal
2	5700.00	104.02	60.36	43.66	54.00	50.02	137	177 Average	Horizontal



TÜV Rheinland Taiwan Ltd.
No. 458-18, Sec 2, Fenfiao, Linkou Dist., New Taipei City 244, Taiwan(R.O.C.)
Tel: +886-2172-1000 Fax: +886-2172-1322



Freq	Level	Read	Limit	Over	APos	TPos	Remark	Pol/Phase	Note
MHz	dBuV/m	dBuV	dB/m	dBuV/m	dB	cm	deg		
1	5453.00	43.85	0.59	43.26	54.00	-10.15	132	178 Average	Vertical
2	5700.00	101.51	57.05	43.66	54.00	47.51	132	178 Average	Vertical

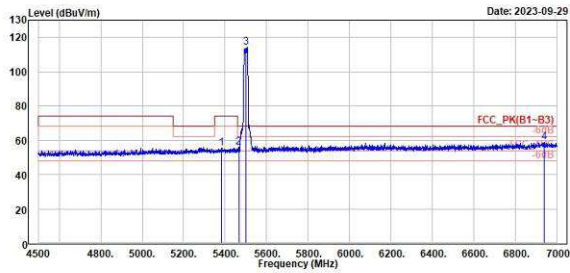
802.11ax HE20

CH 100 (Horizontal) Peak

CH 100 (Vertical) Peak



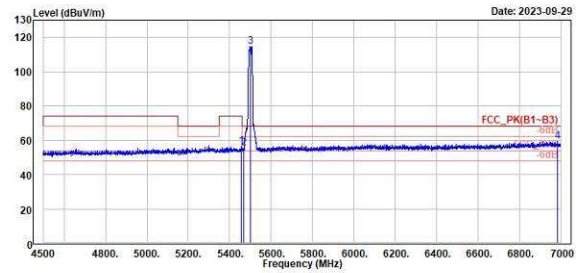
TÜV Rheinland Taiwan Ltd.
No. 458-18, Sec 2, FenHiao, Linkou Dist., New Taipei City 244, Taiwan(R.O.C.)
Tel: +886-2172-1000 Fax: +886-2172-1322



Freq	Level	Read	Factor	Limit	Over	APos	TPos	Remark	Pol/Phase	Note
MHz	dBuV/m	dBuV	dB/m	dBuV/m	dB	cm	deg			
1	5384.00	55.27	13.01	42.26	74.00	-18.73	141	174 Peak	Horizontal	
2	5466.00	55.03	13.84	42.19	68.20	-12.17	141	174 Peak	Horizontal	
3 *	5500.00	113.97	71.62	42.35	68.20	45.77	141	174 Peak	Horizontal	
4	6938.50	58.88	15.10	43.78	68.20	-9.32	141	174 Peak	Horizontal	



TÜV Rheinland Taiwan Ltd.
No. 458-18, Sec 2, FenHiao, Linkou Dist., New Taipei City 244, Taiwan(R.O.C.)
Tel: +886-2172-1000 Fax: +886-2172-1322



Freq	Level	Read	Factor	Limit	Over	APos	TPos	Remark	Pol/Phase	Note
MHz	dBuV/m	dBuV	dB/m	dBuV/m	dB	cm	deg			
1	5457.50	56.58	14.43	42.15	74.00	-17.42	135	180 Peak	Vertical	
2	5487.00	55.55	13.35	42.20	68.20	-12.65	135	180 Peak	Vertical	
3 *	5500.00	114.60	72.25	42.35	68.20	46.40	135	180 Peak	Vertical	
4	6985.00	59.41	15.65	43.76	68.20	-8.79	135	180 Peak	Vertical	

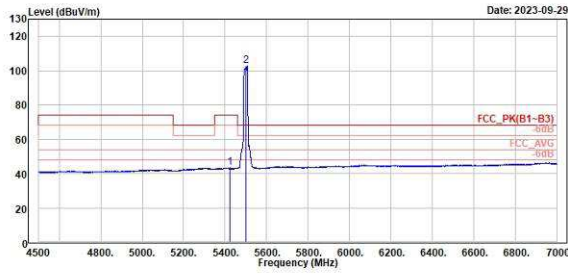
802.11ax HE20

CH 100 (Horizontal) Average

CH 100 (Vertical) Average



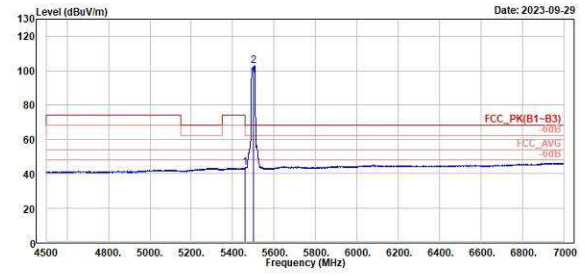
TÜV Rheinland Taiwan Ltd.
No. 458-18, Sec 2, Fenfiao, Linkou Dist., New Taipei City 244, Taiwan(R.O.C.)
Tel: +886-2172-1000 Fax: +886-2172-1322



Freq	Level	Read Level	Factor	Limit Line	Over Limit	APos	TPos	Remark	Pol/Phase	Note
MHz	dBuV/m	dBuV	dB/m	dBuV/m	dB	cm	deg			
1	5424.58	43.36	1.06	42.30	54.00	-10.64	141	174 Average	Horizontal	
2	5500.00	102.61	60.26	42.35	54.00	48.61	141	174 Average	Horizontal	



TÜV Rheinland Taiwan Ltd.
No. 458-18, Sec 2, Fenfiao, Linkou Dist., New Taipei City 244, Taiwan(R.O.C.)
Tel: +886-2172-1000 Fax: +886-2172-1322



Freq	Level	Read Level	Factor	Limit Line	Over Limit	APos	TPos	Remark	Pol/Phase	Note
MHz	dBuV/m	dBuV	dB/m	dBuV/m	dB	cm	deg			
1	5459.00	43.28	1.12	42.16	54.00	-10.72	135	180 Average	Vertical	
2	5500.00	102.93	60.38	42.35	54.00	48.93	135	180 Average	Vertical	

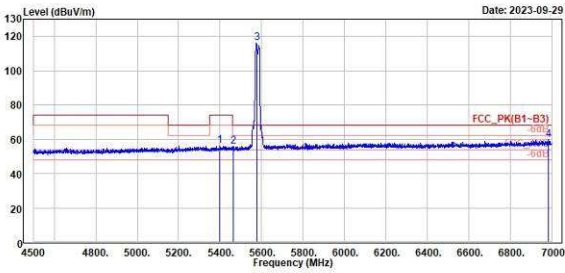
802.11ax HE20

CH 116 (Horizontal) Peak

CH 116 (Vertical) Peak



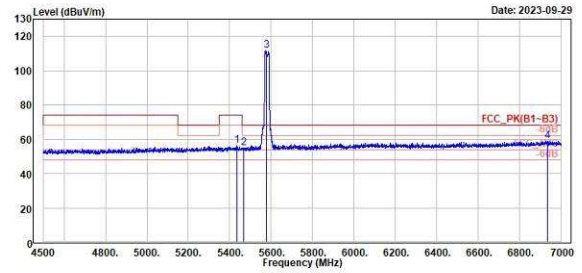
TÜV Rheinland Taiwan Ltd.
No. 458-18, Sec. 2, Fenfiao, Linkou Dist., New Taipei City 244, Taiwan(R.O.C.)
Tel: +886-2172-1000 Fax: +886-2172-1322



Peak	Freq (MHz)	Level (dBuV/m)	Read Level (dBuV)	Factor (dB)	Limit Line (dBuV/m)	Over Limit (dB)	APos (cm)	TPos (deg)	Remark	Pol/Phase	Note
1	5486.00	56.47	13.98	42.49	74.00	-17.53	138	178	Peak	Horizontal	
2	5486.50	55.97	13.78	42.19	68.20	-12.23	138	178	Peak	Horizontal	
3 *	5580.00	115.95	73.71	42.24	68.20	47.75	138	178	Peak	Horizontal	
4	6986.00	60.01	16.25	43.76	68.20	-8.19	138	178	Peak	Horizontal	



TÜV Rheinland Taiwan Ltd.
No. 458-18, Sec. 2, Fenfiao, Linkou Dist., New Taipei City 244, Taiwan(R.O.C.)
Tel: +886-2172-1000 Fax: +886-2172-1322



Peak	Freq (MHz)	Level (dBuV/m)	Read Level (dBuV)	Factor (dB)	Limit Line (dBuV/m)	Over Limit (dB)	APos (cm)	TPos (deg)	Remark	Pol/Phase	Note
1	5436.50	56.14	13.92	42.22	74.00	-17.86	138	179	Peak	Vertical	
2	5486.50	54.81	12.61	42.20	68.20	-13.39	138	179	Peak	Vertical	
3 *	5580.00	111.52	69.28	42.24	68.20	43.32	138	179	Peak	Vertical	
4	6937.50	58.97	15.20	43.77	68.20	-9.23	138	179	Peak	Vertical	

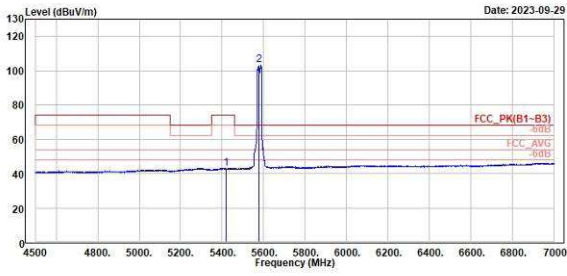
802.11ax HE20

CH 116 (Horizontal) Average

CH 116 (Vertical) Average



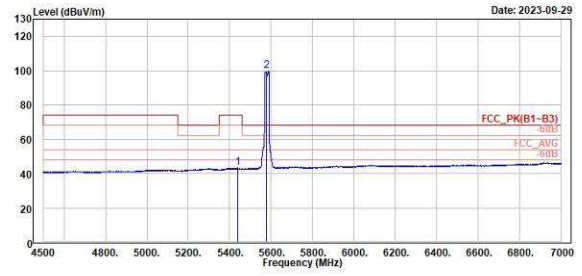
TÜV Rheinland Taiwan Ltd.
No. 458-18, Sec 2, Fenfiao, Linkou Dist., New Taipei City 244, Taiwan(R.O.C.)
Tel: +886-2172-1000 Fax: +886-2172-1322



Peak	Freq (MHz)	Level (dBuV/m)	Read Level (dBuV)	Factor	Limit Line (dBuV/m)	Over Limit (dB)	APos (cm)	TPos (deg)	Remark	Pol/Phase	Note
1	5420.00	43.13	0.79	42.34	54.00	-10.87	138	178	Average	Horizontal	
2	5500.00	103.31	61.07	42.24	54.00	49.31	138	178	Average	Horizontal	



TÜV Rheinland Taiwan Ltd.
No. 458-18, Sec 2, Fenfiao, Linkou Dist., New Taipei City 244, Taiwan(R.O.C.)
Tel: +886-2172-1000 Fax: +886-2172-1322



Peak	Freq (MHz)	Level (dBuV/m)	Read Level (dBuV)	Factor	Limit Line (dBuV/m)	Over Limit (dB)	APos (cm)	TPos (deg)	Remark	Pol/Phase	Note
1	5437.50	43.27	1.06	42.21	54.00	-10.73	138	179	Average	Vertical	
2	5500.00	99.61	57.37	42.24	54.00	45.61	138	179	Average	Vertical	

802.11ax HE20

CH 140 (Horizontal) Peak

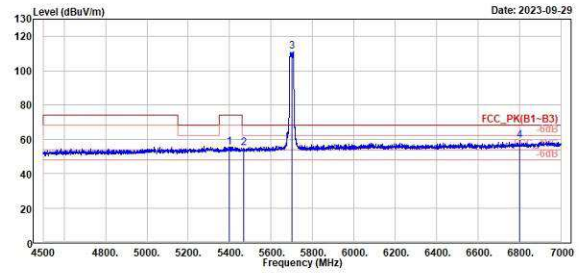
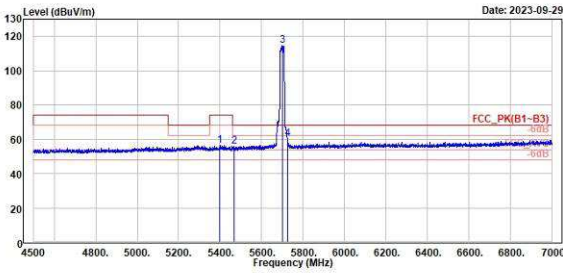
CH 140 (Vertical) Peak



TÜV Rheinland Taiwan Ltd.
No. 458-18, Sec 2, Fenfiao, Linkou Dist., New Taipei City 244, Taiwan(R.O.C.)
Tel: +886-2172-1000 Fax: +886-2172-1322



TÜV Rheinland Taiwan Ltd.
No. 458-18, Sec 2, Fenfiao, Linkou Dist., New Taipei City 244, Taiwan(R.O.C.)
Tel: +886-2172-1000 Fax: +886-2172-1322



Peak	Freq	Level	Read	Limit	Over	APos	TPos	Remark	Pol/Phase	Note
	MHz	dBuV/m	dBuV	dB/m	dBuV/m	dB	cm	deg		
1	5399.50	56.39	13.91	42.48	74.00	-17.61	132	179 Peak	Horizontal	
2	5469.50	56.03	13.82	42.21	68.20	-12.17	132	179 Peak	Horizontal	
3 *	5700.00	114.74	72.37	42.37	68.20	46.54	132	179 Peak	Horizontal	
4	5726.00	60.46	17.97	42.49	68.20	-7.74	132	179 Peak	Horizontal	

Peak	Freq	Level	Read	Limit	Over	APos	TPos	Remark	Pol/Phase	Note
	MHz	dBuV/m	dBuV	dB/m	dBuV/m	dB	cm	deg		
1	5400.00	55.55	13.06	42.49	74.00	-18.45	131	181 Peak	Vertical	
2	5469.50	54.76	12.56	42.20	68.20	-13.44	131	181 Peak	Vertical	
3 *	5700.00	111.08	68.71	42.37	68.20	42.88	131	181 Peak	Vertical	
4	6799.50	59.11	15.29	43.82	68.20	-9.09	131	181 Peak	Vertical	

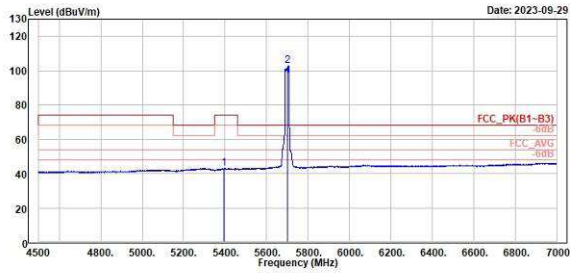
802.11ax HE20

CH 140 (Horizontal) Average

CH 140 (Vertical) Average



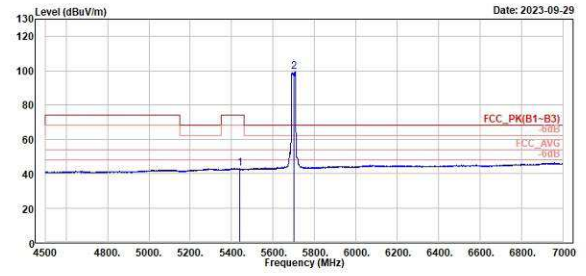
TÜV Rheinland Taiwan Ltd.
No. 458-18, Sec 2, Fenliao, Linkou Dist., New Taipei City 244, Taiwan(R.O.C.)
Tel: +886-2172-1000 Fax: +886-2172-1322



Freq	Level	Read Level	Factor	Limit Line	Over Limit	APos	TPos	Remark	Pol/Phase	Note
MHz	dBuV/m	dBuV	dB/m	dBuV/m	dB	cm	deg			
1	5392.50	42.94	0.56	42.38	54.00	-11.06	132	179 Average	Horizontal	
2	5700.00	103.00	60.63	42.37	54.00	49.00	132	179 Average	Horizontal	



TÜV Rheinland Taiwan Ltd.
No. 458-18, Sec 2, Fenliao, Linkou Dist., New Taipei City 244, Taiwan(R.O.C.)
Tel: +886-2172-1000 Fax: +886-2172-1322



Freq	Level	Read Level	Factor	Limit Line	Over Limit	APos	TPos	Remark	Pol/Phase	Note
MHz	dBuV/m	dBuV	dB/m	dBuV/m	dB	cm	deg			
1	5437.50	43.00	0.79	42.21	54.00	-11.00	131	181 Average	Vertical	
2	5700.00	99.44	57.07	42.37	54.00	45.44	131	181 Average	Vertical	

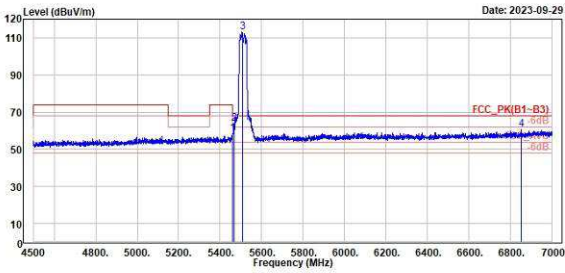
802.11ax HE40

CH 102 (Horizontal) Peak

CH 102 (Vertical) Peak



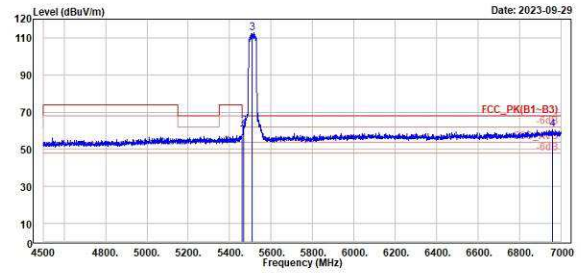
TÜV Rheinland Taiwan Ltd.
No. 458-18, Sec. 2, Fenfiao, Linkou Dist., New Taipei City 244, Taiwan(R.O.C.)
Tel: +886-2172-1000 Fax: +886-2172-1322



Peak	Freq (MHz)	Level (dBuV/m)	Read Level (dBuV)	Factor (dB/m)	Limit Line (dBuV/m)	Over Limit (dB)	APos (cm)	TPos (deg)	Remark	Pol/Phase	Note
1	5458.00	58.48	15.22	43.26	74.00	-15.52	139	174	Peak	Horizontal	
2	5469.00	63.88	20.61	43.27	68.20	-4.32	139	174	Peak	Horizontal	
3	5510.00	113.12	69.80	43.32	68.20	44.92	139	174	Peak	Horizontal	
4	6852.00	60.83	15.73	45.10	68.20	-7.37	139	174	Peak	Horizontal	



TÜV Rheinland Taiwan Ltd.
No. 458-18, Sec. 2, Fenfiao, Linkou Dist., New Taipei City 244, Taiwan(R.O.C.)
Tel: +886-2172-1000 Fax: +886-2172-1322



Peak	Freq (MHz)	Level (dBuV/m)	Read Level (dBuV)	Factor (dB/m)	Limit Line (dBuV/m)	Over Limit (dB)	APos (cm)	TPos (deg)	Remark	Pol/Phase	Note
1	5460.00	58.14	14.88	43.26	68.20	-10.06	153	141	Peak	Vertical	
2	5469.00	62.57	19.30	43.27	68.20	-5.63	153	141	Peak	Vertical	
3	5510.00	112.78	69.46	43.32	68.20	44.58	153	141	Peak	Vertical	
4	6960.00	60.65	15.36	45.29	68.20	-7.55	153	141	Peak	Vertical	

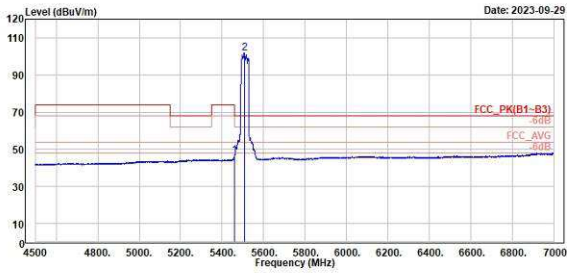
802.11ax HE40

CH 102 (Horizontal) Average

CH 102 (Vertical) Average



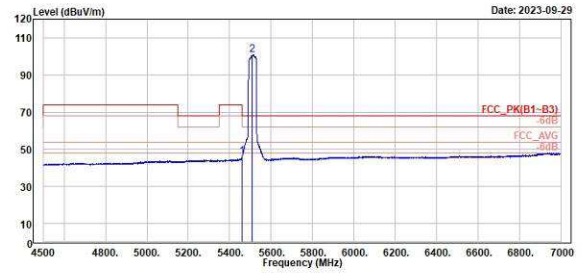
TÜV Rheinland Taiwan Ltd.
No. 458-18, Sec 2, Fenfiao, Linkou Dist., New Taipei City 244, Taiwan(R.O.C.)
Tel: +886-2172-1000 Fax: +886-2172-1322



1	2	Read Level	Level Factor	Limit Line	Over Limit	APos	TPos	Remark	Pol/Phase	Note
MHz	dBuV/m	dBuV	dB/m	dBuV/m	dB	cm	deg			
1	5459.50	46.49	3.23	43.26	54.00	-7.51	139	174 Average	Horizontal	
2	5518.00	101.66	50.34	43.32	54.00	47.66	139	174 Average	Horizontal	



TÜV Rheinland Taiwan Ltd.
No. 458-18, Sec 2, Fenfiao, Linkou Dist., New Taipei City 244, Taiwan(R.O.C.)
Tel: +886-2172-1000 Fax: +886-2172-1322



1	2	Read Level	Level Factor	Limit Line	Over Limit	APos	TPos	Remark	Pol/Phase	Note
MHz	dBuV/m	dBuV	dB/m	dBuV/m	dB	cm	deg			
1	5460.00	45.96	2.70	43.26	54.00	-8.04	153	141 Average	Vertical	
2	5518.00	100.76	57.44	43.32	54.00	46.76	153	141 Average	Vertical	

802.11ax HE40

CH 110 (Horizontal) Peak

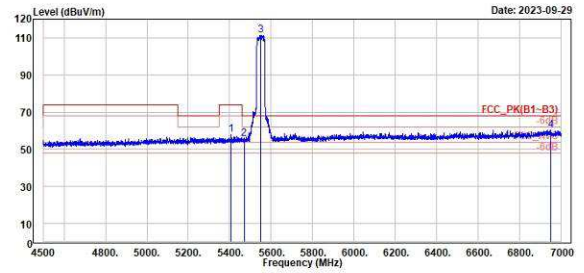
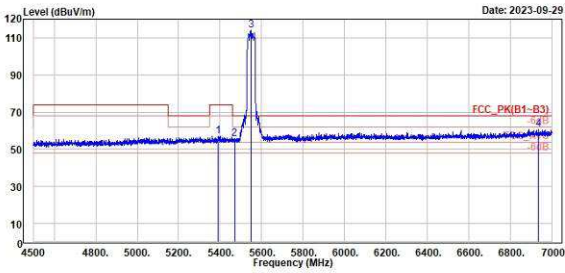
CH 110 (Vertical) Peak



TÜV Rheinland Taiwan Ltd.
No. 458-18, Sec 2, Fenliao, Linkou Dist., New Taipei City 244, Taiwan(R.O.C.)
Tel: +886-2172-1000 Fax: +886-2172-1322



TÜV Rheinland Taiwan Ltd.
No. 458-18, Sec 2, Fenliao, Linkou Dist., New Taipei City 244, Taiwan(R.O.C.)
Tel: +886-2172-1000 Fax: +886-2172-1322



Peak	Freq (MHz)	Level (dBuV/m)	Read Level (dBuV)	Factor (dB)	Limit Line (dBuV/m)	Over Limit (dB)	APos (cm)	TPos (deg)	Remark	Pol/Phase	Note
1	5391.00	57.11	13.95	43.16	74.00	-16.89	138	178	Peak	Horizontal	
2	5470.00	55.66	12.39	43.27	68.20	-12.54	138	178	Peak	Horizontal	
3 *	5550.00	114.11	70.67	43.44	68.20	45.91	138	178	Peak	Horizontal	
4	6935.50	60.78	15.52	45.26	68.20	-7.42	138	178	Peak	Horizontal	

Peak	Freq (MHz)	Level (dBuV/m)	Read Level (dBuV)	Factor (dB)	Limit Line (dBuV/m)	Over Limit (dB)	APos (cm)	TPos (deg)	Remark	Pol/Phase	Note
1	5408.00	58.12	14.90	43.22	74.00	-15.88	159	140	Peak	Vertical	
2	5470.00	55.91	12.24	43.27	68.20	-12.69	159	140	Peak	Vertical	
3 *	5550.00	111.52	68.00	43.44	68.20	43.32	159	140	Peak	Vertical	
4	6951.00	60.40	15.13	45.27	68.20	-7.80	159	140	Peak	Vertical	

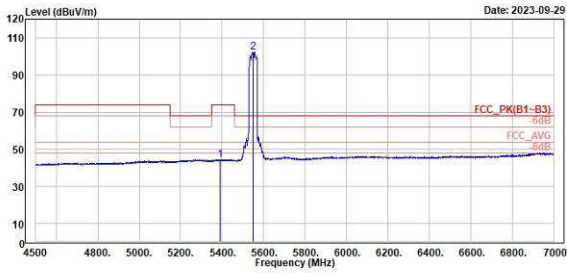
802.11ax HE40

CH 110 (Horizontal) Average

CH 110 (Vertical) Average



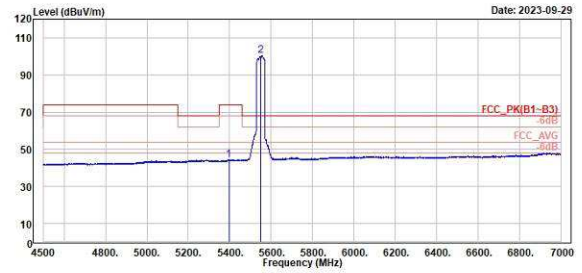
TÜV Rheinland Taiwan Ltd.
No. 458-18, Sec 2, Fenfiao, Linkou Dist., New Taipei City 244, Taiwan(R.O.C.)
Tel: +886-2172-1000 Fax: +886-2172-1322



Freq	Level	Read Level	Factor	Limit Line	Over Limit	APos	TPos	Remark	Pol/Phase	Note
MHz	dBuV/m	dBuV	dB/m	dBuV/m	dB	cm	deg			
1	5398.00	44.36	1.20	43.16	54.00	-9.64	138	178 Average	Horizontal	
2	5598.00	102.18	50.74	43.44	54.00	48.18	138	178 Average	Horizontal	



TÜV Rheinland Taiwan Ltd.
No. 458-18, Sec 2, Fenfiao, Linkou Dist., New Taipei City 244, Taiwan(R.O.C.)
Tel: +886-2172-1000 Fax: +886-2172-1322



Freq	Level	Read Level	Factor	Limit Line	Over Limit	APos	TPos	Remark	Pol/Phase	Note
MHz	dBuV/m	dBuV	dB/m	dBuV/m	dB	cm	deg			
1	5398.50	44.33	1.13	43.20	54.00	-9.67	159	140 Average	Vertical	
2	5598.00	100.25	56.81	43.44	54.00	46.25	139	140 Average	Vertical	

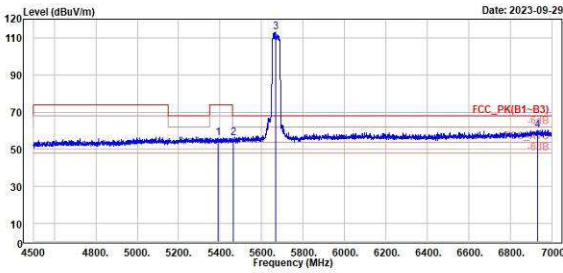
802.11ax HE40

CH 134 (Horizontal) Peak

CH 134 (Vertical) Peak



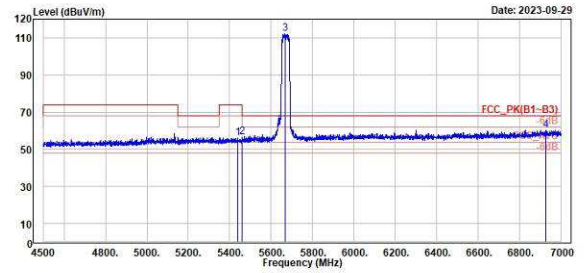
TÜV Rheinland Taiwan Ltd.
No. 458-18, Sec 2, Fenliao, Linkou Dist., New Taipei City 244, Taiwan(R.O.C.)
Tel: +886-2172-1000 Fax: +886-2172-1322



Peak	Freq (MHz)	Level (dBuV/m)	Read Level (dBuV)	Factor (dB)	Limit Line (dBuV/m)	Over Limit (dB)	APos (cm)	TPos (deg)	Remark	Pol/Phase	Note
1	5392.00	56.04	12.87	43.17	74.00	-17.96	138	177	Peak	Horizontal	
2	5465.50	56.14	12.87	43.27	68.20	-12.06	138	177	Peak	Horizontal	
3 *	5670.00	113.25	69.73	43.52	68.20	45.05	138	177	Peak	Horizontal	
4	6931.50	60.39	15.14	45.25	68.20	-7.81	138	177	Peak	Horizontal	



TÜV Rheinland Taiwan Ltd.
No. 458-18, Sec 2, Fenliao, Linkou Dist., New Taipei City 244, Taiwan(R.O.C.)
Tel: +886-2172-1000 Fax: +886-2172-1322



Peak	Freq (MHz)	Level (dBuV/m)	Read Level (dBuV)	Factor (dB)	Limit Line (dBuV/m)	Over Limit (dB)	APos (cm)	TPos (deg)	Remark	Pol/Phase	Note
1	5438.50	56.15	12.91	43.24	74.00	-17.85	148	137	Peak	Vertical	
2	5461.00	56.65	13.39	43.26	68.20	-11.55	148	137	Peak	Vertical	
3 *	5670.00	112.28	68.76	43.52	68.20	44.08	148	137	Peak	Vertical	
4	6927.50	60.30	15.05	45.25	68.20	-7.90	148	137	Peak	Vertical	

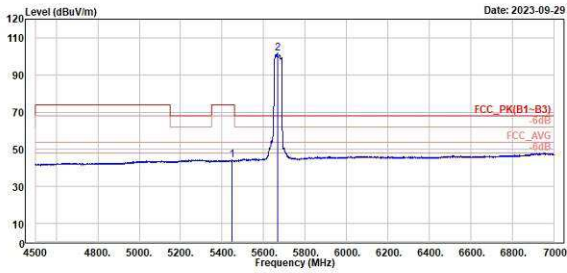
802.11ax HE40

CH 134 (Horizontal) Average

CH 134 (Vertical) Average



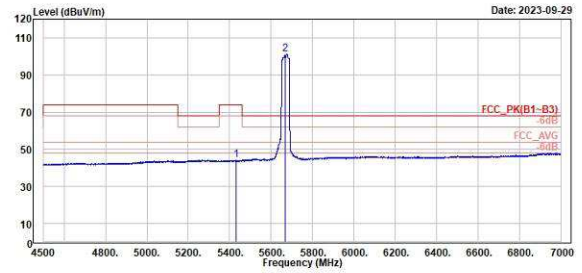
TÜV Rheinland Taiwan Ltd.
No. 458-18, Sec 2, Fenfiao, Linkou Dist., New Taipei City 244, Taiwan(R.O.C.)
Tel: +886-2172-1000 Fax: +886-2172-1322



Freq	Level	Read		Limit		APos	TPos	Remark	Pol/Phase	Note
		Level	Factor	Line	Limit					
MHz	dBuV/m	dBuV	dB/m	dBuV/m	dB	cm	deg			
1	5446.58	44.07	0.82	43.25	54.00	-9.93	138	177 Average	Horizontal	
2 *	5670.00	101.60	50.00	43.52	54.00	47.60	138	177 Average	Horizontal	



TÜV Rheinland Taiwan Ltd.
No. 458-18, Sec 2, Fenfiao, Linkou Dist., New Taipei City 244, Taiwan(R.O.C.)
Tel: +886-2172-1000 Fax: +886-2172-1322



Freq	Level	Read		Limit		APos	TPos	Remark	Pol/Phase	Note
		Level	Factor	Line	Limit					
MHz	dBuV/m	dBuV	dB/m	dBuV/m	dB	cm	deg			
1	5438.00	44.15	0.91	43.24	54.00	-9.85	148	137 Average	Vertical	
2 *	5670.00	101.14	57.62	43.52	54.00	47.14	148	137 Average	Vertical	

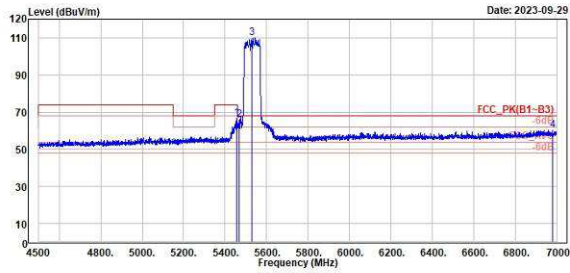
802.11ax HE80

CH 106 (Horizontal) Peak

CH 106 (Vertical) Peak



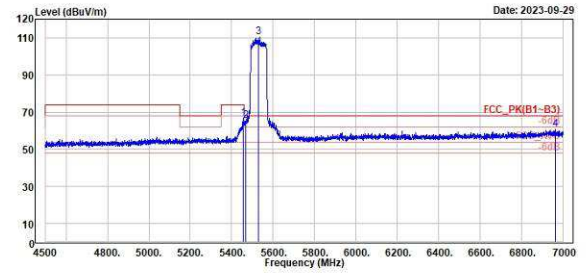
TÜV Rheinland Taiwan Ltd.
No. 458-18, Sec. 2, Fenfiao, Linkou Dist., New Taipei City 244, Taiwan(R.O.C.)
Tel: +886-2172-1000 Fax: +886-2172-1322



	Freq	Level	Read		Limit		APos	TPos	Remark	Pol/Phase	Note
			Level	Factor	Line	Limit					
	MHz	dBuV/m	dBuV	dB/m	dBuV/m	dB	cm	deg			
1	5454.50	66.82	23.56	43.26	74.00	-7.18	138	174	Peak	Horizontal	
2	5468.50	65.76	22.49	43.27	68.20	-2.44	138	174	Peak	Horizontal	
3 *	5530.00	110.09	66.71	43.38	68.20	41.89	138	174	Peak	Horizontal	
4	6980.50	60.11	14.76	45.35	68.20	-8.09	138	174	Peak	Horizontal	



TÜV Rheinland Taiwan Ltd.
No. 458-18, Sec. 2, Fenfiao, Linkou Dist., New Taipei City 244, Taiwan(R.O.C.)
Tel: +886-2172-1000 Fax: +886-2172-1322



	Freq	Level	Read		Limit		APos	TPos	Remark	Pol/Phase	Note
			Level	Factor	Line	Limit					
	MHz	dBuV/m	dBuV	dB/m	dBuV/m	dB	cm	deg			
1	5454.50	66.67	23.41	43.26	74.00	-7.33	158	138	Peak	Vertical	
2	5468.00	65.43	22.16	43.27	68.20	-2.77	158	138	Peak	Vertical	
3 *	5530.00	110.32	66.94	43.38	68.20	42.12	158	138	Peak	Vertical	
4	6963.00	60.82	15.52	45.30	68.20	-7.38	158	138	Peak	Vertical	

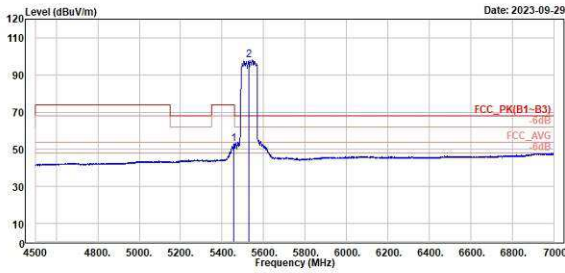
802.11ax HE80

CH 106 (Horizontal) Average

CH 106 (Vertical) Average



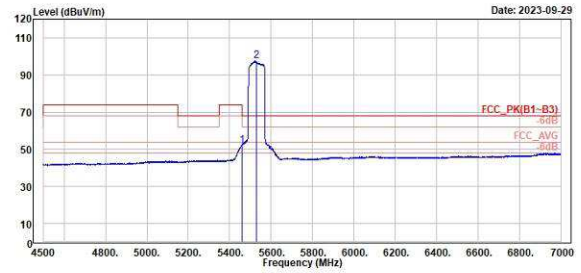
TÜV Rheinland Taiwan Ltd.
No. 458-18, Sec 2, Fenfiao, Linkou Dist., New Taipei City 244, Taiwan(R.O.C.)
Tel: +886-2172-1000 Fax: +886-2172-1322



Freq	Level	Read	Limit	Over	APos	TPos	Remark	Pol/Phase	Note
MHz	dBuV/m	dBuV	dB/m	dBuV/m	dB	cm	deg		
1 5457.00	52.83	9.57	43.26	54.00	-1.17	138	174 Average	Horizontal	
2 * 5538.00	98.13	54.75	43.38	54.00	44.13	138	174 Average	Horizontal	



TÜV Rheinland Taiwan Ltd.
No. 458-18, Sec 2, Fenfiao, Linkou Dist., New Taipei City 244, Taiwan(R.O.C.)
Tel: +886-2172-1000 Fax: +886-2172-1322



Freq	Level	Read	Limit	Over	APos	TPos	Remark	Pol/Phase	Note
MHz	dBuV/m	dBuV	dB/m	dBuV/m	dB	cm	deg		
1 5459.50	52.18	8.92	43.26	54.00	-1.82	158	138 Average	Vertical	
2 * 5538.00	97.49	54.11	43.38	54.00	43.49	138	138 Average	Vertical	

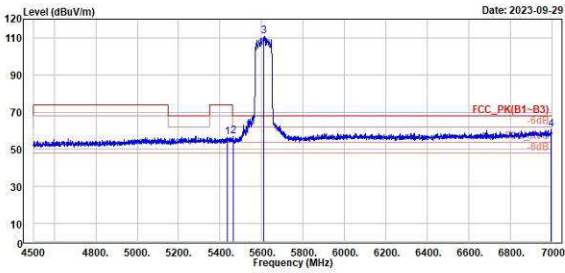
802.11ax HE80

CH 122 (Horizontal) Peak

CH 122 (Vertical) Peak



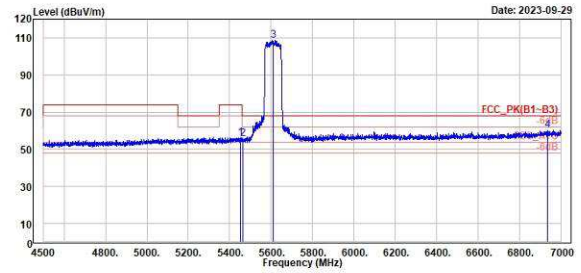
TÜV Rheinland Taiwan Ltd.
No. 458-18, Sec 2, FenJiao, Linkou Dist., New Taipei City 244, Taiwan(R.O.C.)
Tel: +886-2172-1000 Fax: +886-2172-1322



Peak	Freq (MHz)	Level (dBuV/m)	Read Level (dBuV)	Factor	Limit Line (dB/m)	Over Limit (dBuV/m)	APos (dB)	TPos (cm)	Remark	Pol/Phase	Note
1	5434.00	56.38	13.14	43.24	74.00	-17.62	138	176	Peak	Horizontal	
2	5462.00	55.97	13.71	43.26	68.20	-11.23	138	176	Peak	Horizontal	
3 *	5610.00	110.69	67.30	43.39	68.20	42.49	138	176	Peak	Horizontal	
4	6998.00	60.52	15.12	45.40	68.20	-7.68	138	176	Peak	Horizontal	



TÜV Rheinland Taiwan Ltd.
No. 458-18, Sec 2, FenJiao, Linkou Dist., New Taipei City 244, Taiwan(R.O.C.)
Tel: +886-2172-1000 Fax: +886-2172-1322



Peak	Freq (MHz)	Level (dBuV/m)	Read Level (dBuV)	Factor	Limit Line (dB/m)	Over Limit (dBuV/m)	APos (dB)	TPos (cm)	Remark	Pol/Phase	Note
1	5452.50	56.32	13.07	43.25	74.00	-17.68	152	138	Peak	Vertical	
2	5485.50	55.74	12.47	43.27	68.20	-12.46	152	138	Peak	Vertical	
3 *	5610.00	100.78	65.39	43.39	68.20	40.58	152	138	Peak	Vertical	
4	6934.50	60.38	15.12	45.26	68.20	-7.82	152	138	Peak	Vertical	

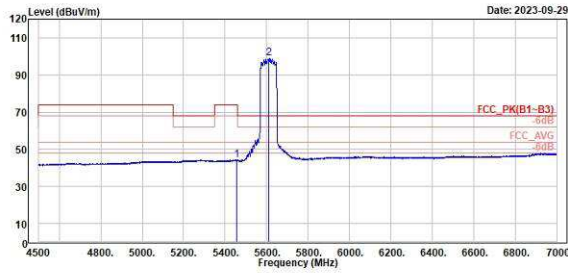
802.11ax HE80

CH 122 (Horizontal) Average

CH 122 (Vertical) Average



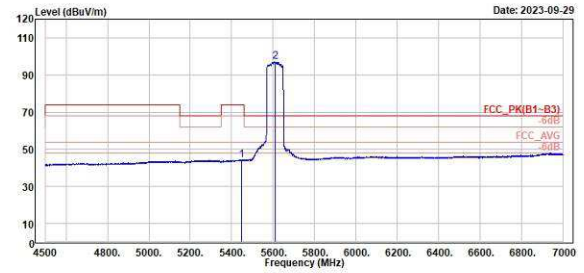
TUV Rheinland Taiwan Ltd.
No. 458-18, Sec 2, Fenfiao, Linkou Dist., New Taipei City 244, Taiwan(R.O.C.)
Tel: +886-2172-1000 Fax: +886-2172-1322



Freq	Level	Read Level	Factor	Limit Line	Over Limit	APos	TPos	Remark	Pol/Phase	Note
MHz	dBuV/m	dBuV	dB/m	dBuV/m	dB	cm	deg			
1	5454.00	44.34	1.08	43.26	54.00	-9.66	138	176 Average	Horizontal	
2	5610.00	98.86	55.47	43.39	54.00	44.86	138	176 Average	Horizontal	



TUV Rheinland Taiwan Ltd.
No. 458-18, Sec 2, Fenfiao, Linkou Dist., New Taipei City 244, Taiwan(R.O.C.)
Tel: +886-2172-1000 Fax: +886-2172-1322



Freq	Level	Read Level	Factor	Limit Line	Over Limit	APos	TPos	Remark	Pol/Phase	Note
MHz	dBuV/m	dBuV	dB/m	dBuV/m	dB	cm	deg			
1	5446.50	44.33	1.08	43.25	54.00	-9.67	152	138 Average	Vertical	
2	5610.00	97.23	53.84	43.39	54.00	43.23	152	138 Average	Vertical	