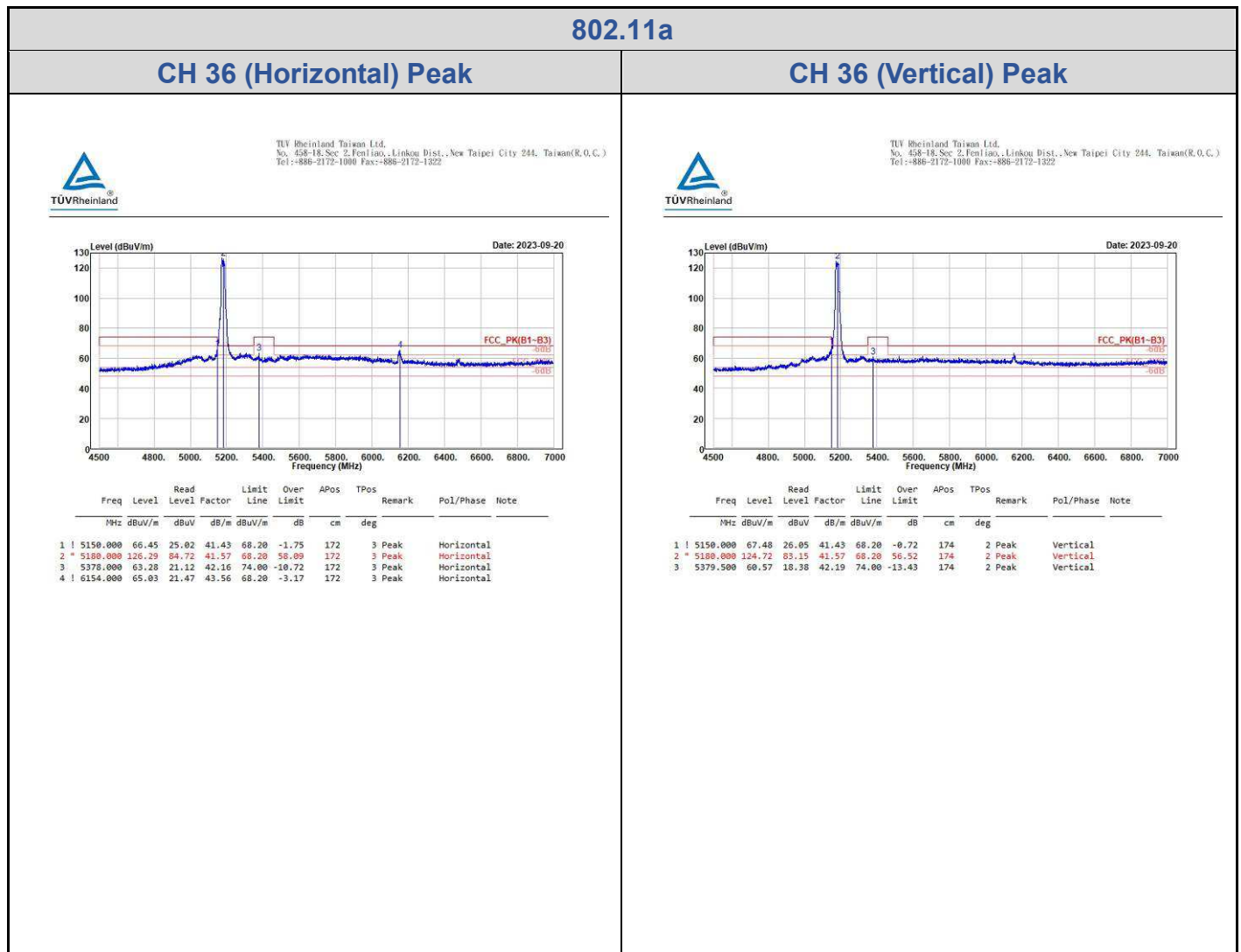


Appendix I: Test Results of Radiation Spurious Emissions & Mains Conducted Emission (PINE_Dish antenna)

Band Edges, 4.5GHz ~ 5.15GHz

U-NII-1



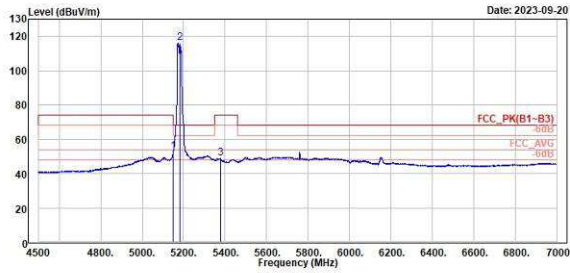
802.11a

CH 36 (Horizontal) Average

CH 36 (Vertical) Average



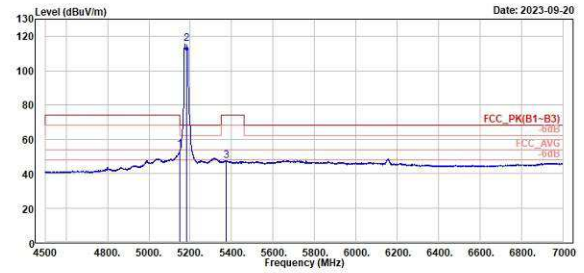
TÜV Rheinland Taiwan Ltd.
No. 458-18, Sec 2, Fenfiao, Linkou Dist., New Taipei City 244, Taiwan(R.O.C.)
Tel: +886-2172-1000 Fax: +886-2172-1322



Freq	Level	Read Level	Factor	Limit Line	Over Limit	APos	TPos	Remark	Pol/Phase	Note
MHz	dBuV/m	dBuV	dB/m	dBuV/m	dB	cm	deg			
1 5150.000	52.73	11.30	41.43	54.00	-1.27	172	3	Average	Horizontal	
2 * 5150.000	125.35	74.78	41.57	54.00	62.35	172	3	Average	Horizontal	
3 5378.000	48.77	6.61	42.16	54.00	-5.23	172	3	Average	Horizontal	



TÜV Rheinland Taiwan Ltd.
No. 458-18, Sec 2, Fenfiao, Linkou Dist., New Taipei City 244, Taiwan(R.O.C.)
Tel: +886-2172-1000 Fax: +886-2172-1322



Freq	Level	Read Level	Factor	Limit Line	Over Limit	APos	TPos	Remark	Pol/Phase	Note
MHz	dBuV/m	dBuV	dB/m	dBuV/m	dB	cm	deg			
1 5150.000	53.83	12.40	41.43	54.00	-0.17	174	2	Average	Vertical	
2 * 5150.000	119.54	73.97	41.57	54.00	61.54	174	2	Average	Vertical	
3 5374.500	47.57	5.46	42.11	54.00	-6.43	174	2	Average	Vertical	

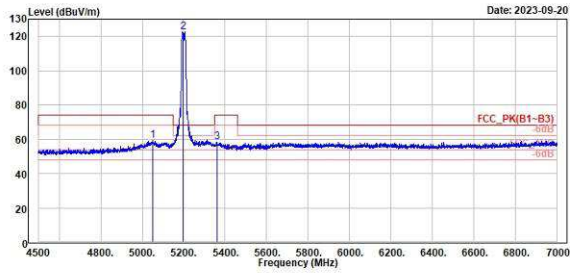
802.11a

CH 40 (Horizontal) Peak

CH 40 (Vertical) Peak



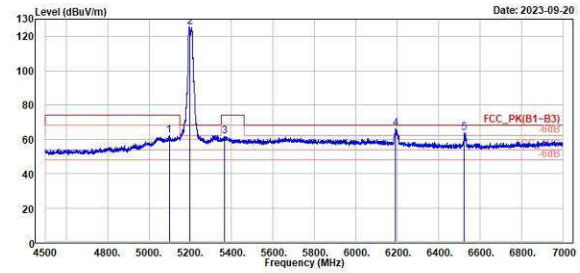
TÜV Rheinland Taiwan Ltd.
No. 458-18, Sec. 2, Fenjiao, Linkou Dist., New Taipei City 244, Taiwan(R.O.C.)
Tel: +886-2172-1000 Fax: +886-2172-1322



Peak	Freq (MHz)	Level (dBuV/m)	Read Level (dBuV)	Factor (dB/m)	Limit Line (dBuV/m)	Over Limit (dB)	APos (cm)	TPos (deg)	Remark	Pol/Phase	Note
1	5052.500	59.15	17.88	41.27	74.00	-14.85	160	360	Peak	Horizontal	
2	5200.000	122.68	81.02	41.66	68.20	54.48	160	360	Peak	Horizontal	
3	5360.000	58.50	16.60	41.90	74.00	-15.50	160	360	Peak	Horizontal	



TÜV Rheinland Taiwan Ltd.
No. 458-18, Sec. 2, Fenjiao, Linkou Dist., New Taipei City 244, Taiwan(R.O.C.)
Tel: +886-2172-1000 Fax: +886-2172-1322



Peak	Freq (MHz)	Level (dBuV/m)	Read Level (dBuV)	Factor (dB/m)	Limit Line (dBuV/m)	Over Limit (dB)	APos (cm)	TPos (deg)	Remark	Pol/Phase	Note
1	5098.000	62.15	20.85	41.30	74.00	-11.85	181	3	Peak	Vertical	
2	5200.000	125.54	83.88	41.66	68.20	57.34	181	3	Peak	Vertical	
3	5366.000	61.57	19.58	41.99	74.00	-12.43	181	3	Peak	Vertical	
4	6193.000	66.02	22.36	43.66	68.20	-2.18	181	3	Peak	Vertical	
5	6523.500	63.88	20.37	43.51	68.20	-4.32	181	3	Peak	Vertical	

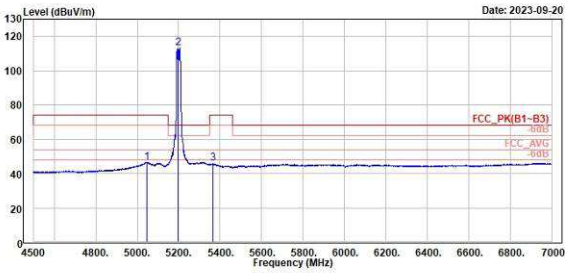
802.11a

CH 40 (Horizontal) Average

CH 40 (Vertical) Average



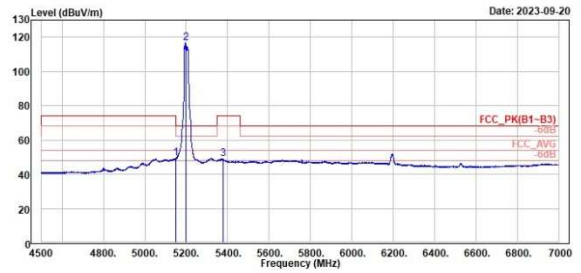
TÜV Rheinland Taiwan Ltd.
No. 438-18, Sec 2, Fenfiao, Linkou Dist., New Taipei City 244, Taiwan(R.O.C.)
Tel: +886-2172-1000 Fax: +886-2172-1322



1	2	3
Level	Level	Level
Factor	Factor	Factor
Limit	Limit	Limit
Over	Over	Over
Apos	Apos	Apos
TPos	TPos	TPos
Remark	Remark	Remark
Pol/Phase	Pol/Phase	Pol/Phase
Note	Note	Note
5046.000	5200.000	5367.000
46.69	113.33	45.74
5.43	71.67	3.73
41.26	41.66	42.01
54.00	54.00	54.00
-7.31	59.33	-8.26
160	160	160
360	360	360
Average	Average	Average
Horizontal	Horizontal	Horizontal



TÜV Rheinland Taiwan Ltd.
No. 438-18, Sec 2, Fenfiao, Linkou Dist., New Taipei City 244, Taiwan(R.O.C.)
Tel: +886-2172-1000 Fax: +886-2172-1322



1	2	3
Level	Level	Level
Factor	Factor	Factor
Limit	Limit	Limit
Over	Over	Over
Apos	Apos	Apos
TPos	TPos	TPos
Remark	Remark	Remark
Pol/Phase	Pol/Phase	Pol/Phase
Note	Note	Note
5150.00	5200.00	5376.50
49.55	116.43	48.79
8.12	74.77	6.65
41.43	41.66	42.14
54.00	54.00	54.00
-4.45	62.43	-5.21
181	181	181
3	3	3
Average	Average	Average
Vertical	Vertical	Vertical

802.11a

CH 48 (Horizontal) Peak

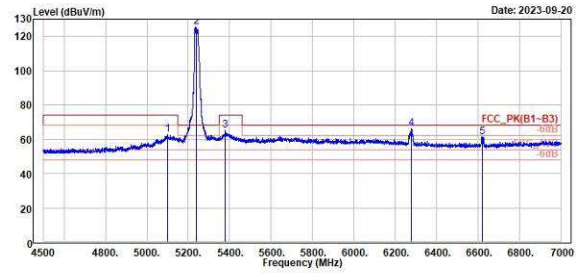
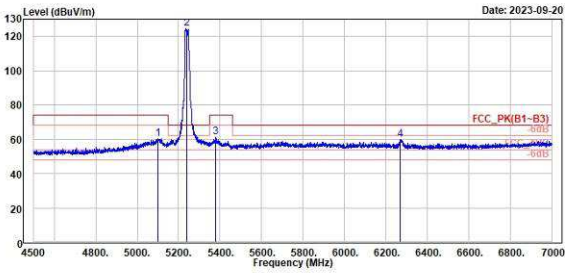
CH 48 (Vertical) Peak



TÜV Rheinland Taiwan Ltd.
No. 458-18, Sec. 2, Fenliao, Linkou Dist., New Taipei City 244, Taiwan(R.O.C.)
Tel: +886-2172-1000 Fax: +886-2172-1322



TÜV Rheinland Taiwan Ltd.
No. 458-18, Sec. 2, Fenliao, Linkou Dist., New Taipei City 244, Taiwan(R.O.C.)
Tel: +886-2172-1000 Fax: +886-2172-1322



Peak	Freq	Level	Read	Limit	Over	APos	TPos	Remark	Pol/Phase	Note
	MHz	dBuV/m	dBuV	dB/m	dBuV/m	dB	cm	deg		
1	5181.500	68.20	18.90	41.30	74.00	-13.80	172	360	Peak	Horizontal
2	5240.000	124.58	82.97	41.61	68.20	56.38	172	360	Peak	Horizontal
3	5378.000	61.20	19.04	42.16	74.00	-12.80	172	360	Peak	Horizontal
4	6270.000	59.99	16.49	43.50	68.20	-8.21	172	360	Peak	Horizontal

Peak	Freq	Level	Read	Limit	Over	APos	TPos	Remark	Pol/Phase	Note
	MHz	dBuV/m	dBuV	dB/m	dBuV/m	dB	cm	deg		
1	5180.500	62.54	21.24	41.30	74.00	-11.46	198	3	Peak	Vertical
2	5240.000	125.50	83.89	41.61	68.20	57.39	198	3	Peak	Vertical
3	5380.000	65.29	23.09	42.20	74.00	-8.71	198	3	Peak	Vertical
4	6276.500	66.12	22.66	43.46	68.20	-2.08	198	3	Peak	Vertical
5	6621.000	61.25	17.67	43.58	68.20	-6.95	198	3	Peak	Vertical

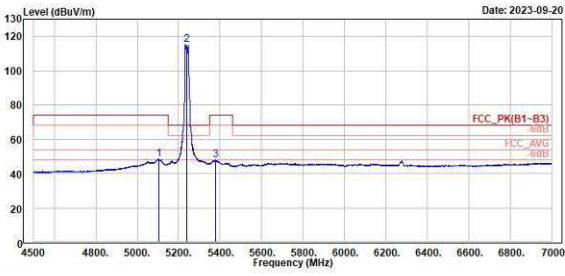
802.11a

CH 48 (Horizontal) Average

CH 48 (Vertical) Average



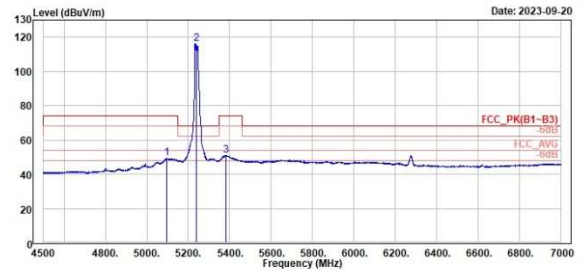
TÜV Rheinland Taiwan Ltd.
No. 438-18, Sec 2, Fenfiao, Linkou Dist., New Taipei City 244, Taiwan(R.O.C.)
Tel: +886-2172-1000 Fax: +886-2172-1322



Read	Limit	Over	APos	TPos	Remark	Pol/Phase	Note
Level	Line	Limit	cm	deg			
Factor							
dB/m	dBuV/m	dB	cm	deg			
1 5183.000	48.33	7.02	41.31	54.00	-5.67	172	360 Average Horizontal
2 * 5240.000	115.39	75.78	41.61	54.00	61.39	172	360 Average Horizontal
3 5377.000	47.71	5.56	42.15	54.00	-6.29	172	360 Average Horizontal



TÜV Rheinland Taiwan Ltd.
No. 438-18, Sec 2, Fenfiao, Linkou Dist., New Taipei City 244, Taiwan(R.O.C.)
Tel: +886-2172-1000 Fax: +886-2172-1322



Read	Limit	Over	APos	TPos	Remark	Pol/Phase	Note
Level	Line	Limit	cm	deg			
Factor							
dB/m	dBuV/m	dB	cm	deg			
1 5096.50	49.25	7.95	41.30	54.00	-4.75	198	3 Average Vertical
2 * 5240.00	116.19	74.58	41.61	54.00	62.19	198	3 Average Vertical
3 5381.00	50.88	8.67	42.21	54.00	-3.12	198	3 Average Vertical

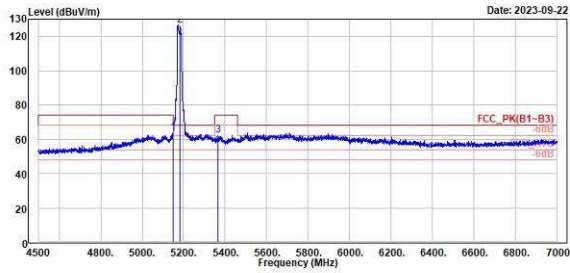
802.11ax HE20

CH 36 (Horizontal) Peak

CH 36 (Vertical) Peak



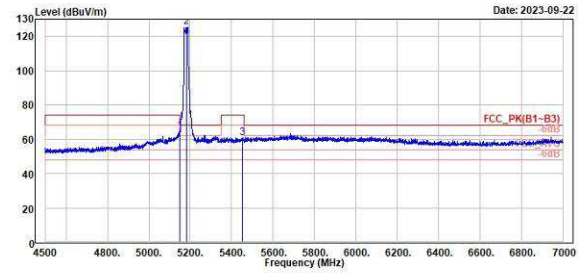
TÜV Rheinland Taiwan Ltd.
No. 458-18, Sec 2, Fenjiao, Linkou Dist., New Taipei City 244, Taiwan(R.O.C.)
Tel: +886-2172-1000 Fax: +886-2172-1322



Peak	Freq	Level	Read Level	Factor	Limit	Over	APos	TPos	Remark	Pol/Phase	Note
	MHz	dBuV/m	dBuV	dB/m	dBuV/m	dB	cm	deg			
1	5198.000	63.71	20.81	42.90	68.20	-4.49	181	4	Peak	Horizontal	
2	5199.000	126.78	83.88	42.90	68.20	58.58	181	4	Peak	Horizontal	
3	5365.000	62.14	19.10	43.04	74.00	-11.86	181	4	Peak	Horizontal	



TÜV Rheinland Taiwan Ltd.
No. 458-18, Sec 2, Fenjiao, Linkou Dist., New Taipei City 244, Taiwan(R.O.C.)
Tel: +886-2172-1000 Fax: +886-2172-1322



Peak	Freq	Level	Read Level	Factor	Limit	Over	APos	TPos	Remark	Pol/Phase	Note
	MHz	dBuV/m	dBuV	dB/m	dBuV/m	dB	cm	deg			
1	5149.000	64.90	22.01	42.89	74.00	-9.10	191	5	Peak	Vertical	
2	5199.000	125.33	82.33	42.98	68.20	57.11	191	5	Peak	Vertical	
3	5451.000	61.02	17.77	43.25	74.00	-12.98	191	5	Peak	Vertical	

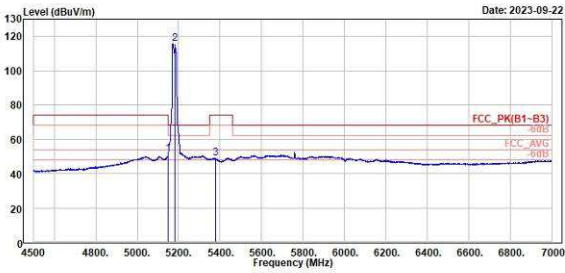
802.11ax HE20

CH 36 (Horizontal) Average

CH 36 (Vertical) Average



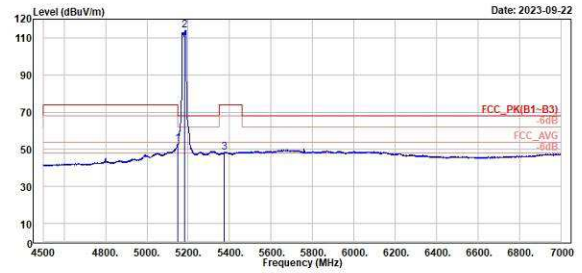
TUV Rheinland Taiwan Ltd.
No. 458-18, Sec 2, Fenfiao, Linkou Dist., New Taipei City 244, Taiwan(R.O.C.)
Tel: +886-2172-1000 Fax: +886-2172-1322



Freq	Level	Read Level	Factor	Limit Line	Over Limit	APos	TPos	Remark	Pol/Phase	Note
MHz	dBuV/m	dBuV	dB/m	dBuV/m	dB	cm	deg			
1 5150.000	51.63	8.73	42.90	54.00	-2.37	181	4	Average	Horizontal	
2 * 5150.000	125.82	72.84	42.98	54.00	61.82	181	4	Average	Horizontal	
3 5376.500	49.14	6.04	43.10	54.00	-4.86	181	4	Average	Horizontal	



TUV Rheinland Taiwan Ltd.
No. 458-18, Sec 2, Fenfiao, Linkou Dist., New Taipei City 244, Taiwan(R.O.C.)
Tel: +886-2172-1000 Fax: +886-2172-1322



Freq	Level	Read Level	Factor	Limit Line	Over Limit	APos	TPos	Remark	Pol/Phase	Note
MHz	dBuV/m	dBuV	dB/m	dBuV/m	dB	cm	deg			
1 5150.000	52.73	9.83	42.90	54.00	-1.27	191	5	Average	Vertical	
2 * 5150.000	114.14	71.16	42.98	54.00	60.14	191	5	Average	Vertical	
3 5375.500	48.48	5.39	43.09	54.00	-5.52	191	5	Average	Vertical	

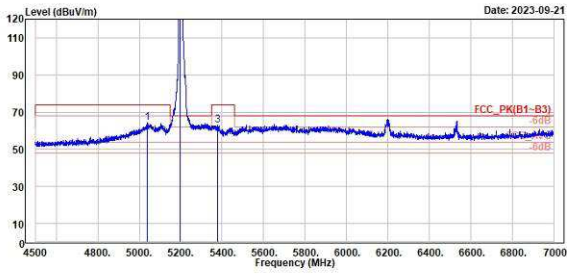
802.11ax HE20

CH 40 (Horizontal) Peak

CH 40 (Vertical) Peak



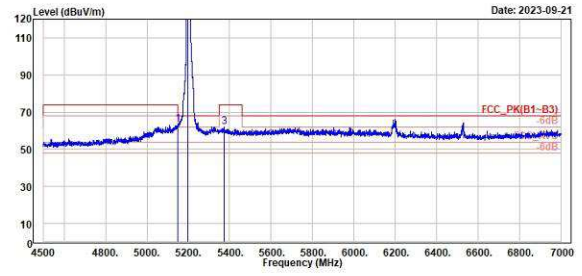
TÜV Rheinland Taiwan Ltd.
No. 458-18, Sec 2, Fenliao, Linkou Dist., New Taipei City 244, Taiwan(R.O.C.)
Tel: +886-2172-1000 Fax: +886-2172-1322



Peak	Freq (MHz)	Level (dBuV/m)	Read Level (dBuV)	Factor (dB/m)	Limit Line (dBuV/m)	Over Limit (dB)	APos (cm)	TPos (deg)	Remark	Pol/Phase	Note
1	5039.000	64.42	21.84	42.58	74.00	-9.58	175	5	Peak	Horizontal	
2	5200.000	125.50	83.46	43.04	68.20	58.30	175	5	Peak	Horizontal	
3	5376.500	63.13	20.03	43.10	74.00	-10.87	175	5	Peak	Horizontal	



TÜV Rheinland Taiwan Ltd.
No. 458-18, Sec 2, Fenliao, Linkou Dist., New Taipei City 244, Taiwan(R.O.C.)
Tel: +886-2172-1000 Fax: +886-2172-1322



Peak	Freq (MHz)	Level (dBuV/m)	Read Level (dBuV)	Factor (dB/m)	Limit Line (dBuV/m)	Over Limit (dB)	APos (cm)	TPos (deg)	Remark	Pol/Phase	Note
1	5150.000	63.36	20.46	42.90	68.20	-4.84	179	5	Peak	Vertical	
2	5200.000	126.06	83.62	43.04	68.20	58.46	179	5	Peak	Vertical	
3	5372.500	61.91	18.83	43.08	74.00	-12.09	179	5	Peak	Vertical	

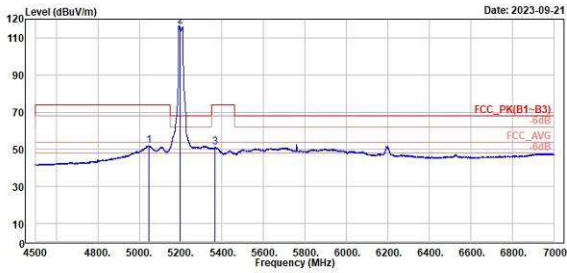
802.11ax HE20

CH 40 (Horizontal) Average

CH 40 (Vertical) Average



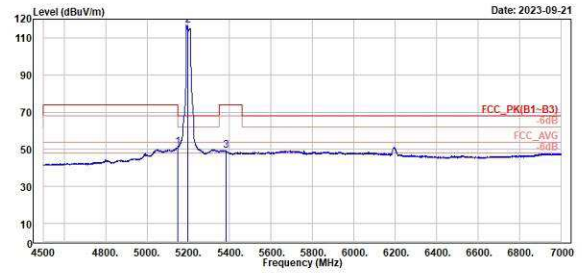
TUV Rheinland Taiwan Ltd.
No. 458-18, Sec 2, Fenfiao, Linkou Dist., New Taipei City 244, Taiwan(R.O.C.)
Tel: +886-2172-1000 Fax: +886-2172-1322



Freq	Level	Read Level	Factor	Limit Line	Over Limit	APos	TPos	Remark	Pol/Phase	Note
MHz	dBuV/m	dBuV	dB/m	dBuV/m	dB	cm	deg			
1 5046.500	51.85	9.25	42.60	54.00	-2.15	175	5	Average	Horizontal	
2 * 5200.000	115.49	73.45	43.04	54.00	62.49	175	5	Average	Horizontal	
3 5387.500	51.09	8.04	43.05	54.00	-2.91	175	5	Average	Horizontal	



TUV Rheinland Taiwan Ltd.
No. 458-18, Sec 2, Fenfiao, Linkou Dist., New Taipei City 244, Taiwan(R.O.C.)
Tel: +886-2172-1000 Fax: +886-2172-1322



Freq	Level	Read Level	Factor	Limit Line	Over Limit	APos	TPos	Remark	Pol/Phase	Note
MHz	dBuV/m	dBuV	dB/m	dBuV/m	dB	cm	deg			
1 5150.000	51.31	8.41	42.90	54.00	-2.69	179	5	Average	Vertical	
2 * 5200.000	116.74	73.70	43.04	54.00	62.74	179	5	Average	Vertical	
3 5380.500	49.36	6.25	43.11	54.00	-4.64	179	5	Average	Vertical	

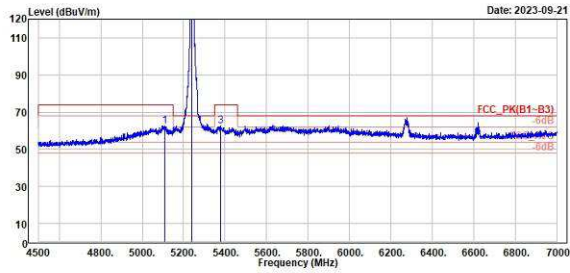
802.11ax HE20

CH 48 (Horizontal) Peak

CH 48 (Vertical) Peak



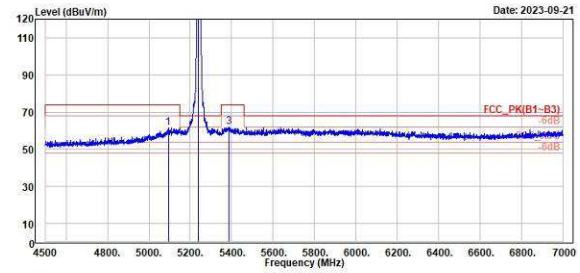
TÜV Rheinland Taiwan Ltd.
No. 458-18, Sec 2, Fenliao, Linkou Dist., New Taipei City 244, Taiwan(R.O.C.)
Tel: +886-2172-1000 Fax: +886-2172-1322



Peak	Freq (MHz)	Level (dBuV/m)	Read Level (dBuV)	Factor (dB/m)	Limit (dBuV/m)	Over Limit (dB)	APos (cm)	TPos (deg)	Remark	Pol/Phase	Note
1	5189.500	62.61	19.99	42.62	74.00	-11.39	183	4	Peak	Horizontal	
2	5240.000	127.67	84.68	42.99	65.20	59.47	183	4	Peak	Horizontal	
3	5380.000	62.34	19.23	43.11	74.00	-11.66	183	4	Peak	Horizontal	



TÜV Rheinland Taiwan Ltd.
No. 458-18, Sec 2, Fenliao, Linkou Dist., New Taipei City 244, Taiwan(R.O.C.)
Tel: +886-2172-1000 Fax: +886-2172-1322



Peak	Freq (MHz)	Level (dBuV/m)	Read Level (dBuV)	Factor (dB/m)	Limit (dBuV/m)	Over Limit (dB)	APos (cm)	TPos (deg)	Remark	Pol/Phase	Note
1	5094.000	61.53	18.97	42.56	74.00	-12.47	197	3	Peak	Vertical	
2	5240.000	129.72	82.73	42.99	65.20	57.52	197	3	Peak	Vertical	
3	5384.500	62.03	18.89	43.14	74.00	-11.97	197	3	Peak	Vertical	

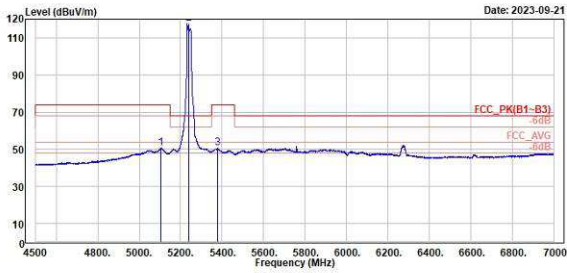
802.11ax HE20

CH 48 (Horizontal) Average

CH 48 (Vertical) Average



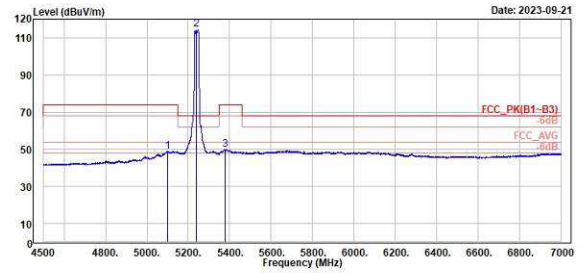
TÜV Rheinland Taiwan Ltd.
No. 458-18, Sec 2, Fenfiao, Linkou Dist., New Taipei City 244, Taiwan(R.O.C.)
Tel: +886-2172-1000 Fax: +886-2172-1322



Read	Level	Factor	Limit	Over	APos	TPos	Remark	Pol/Phase	Note
MHz	dBuV/m	dBuV	dB/m	dBuV/m	dB	cm	deg		
1	5196.000	50.68	8.08	42.60	54.00	-3.32	183	4 Average	Horizontal
2	5240.000	127.67	74.68	42.99	54.00	63.67	183	4 Average	Horizontal
3	5376.500	50.52	7.42	43.10	54.00	-3.48	183	4 Average	Horizontal



TÜV Rheinland Taiwan Ltd.
No. 458-18, Sec 2, Fenfiao, Linkou Dist., New Taipei City 244, Taiwan(R.O.C.)
Tel: +886-2172-1000 Fax: +886-2172-1322



Read	Level	Factor	Limit	Over	APos	TPos	Remark	Pol/Phase	Note
MHz	dBuV/m	dBuV	dB/m	dBuV/m	dB	cm	deg		
1	5192.000	49.04	6.47	42.57	54.00	-4.96	197	3 Average	Vertical
2	5240.000	114.90	71.31	42.99	54.00	60.30	197	3 Average	Vertical
3	5377.000	49.93	6.83	43.10	54.00	-4.07	197	3 Average	Vertical

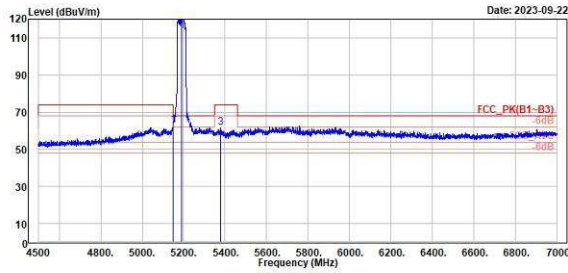
802.11ax HE40

CH 38 (Horizontal) Peak

CH 38 (Vertical) Peak



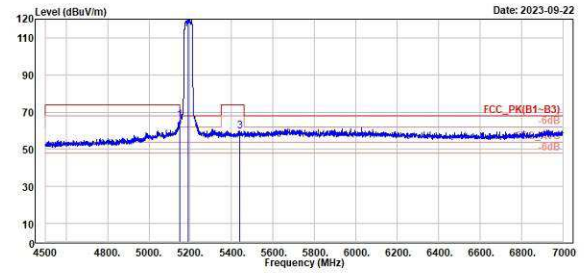
TÜV Rheinland Taiwan Ltd.
No. 458-18, Sec 2, Fenliao, Linkou Dist., New Taipei City 244, Taiwan(R.O.C.)
Tel: +886-2172-1000 Fax: +886-2172-1322



Peak	Freq	Level	Read Level	Factor	Limit Line	Over Limit	APos	TPos	Remark	Pol/Phase	Note
	MHz	dBuV/m	dBuV	dB/m	dBuV/m	dB	cm	deg			
1	5198.000	62.87	19.97	42.90	68.20	-5.33	182	3	Peak	Horizontal	
2	5198.000	121.22	78.21	43.01	68.20	53.02	182	3	Peak	Horizontal	
3	5378.500	61.72	18.62	43.10	74.00	-12.28	182	3	Peak	Horizontal	



TÜV Rheinland Taiwan Ltd.
No. 458-18, Sec 2, Fenliao, Linkou Dist., New Taipei City 244, Taiwan(R.O.C.)
Tel: +886-2172-1000 Fax: +886-2172-1322



Peak	Freq	Level	Read Level	Factor	Limit Line	Over Limit	APos	TPos	Remark	Pol/Phase	Note
	MHz	dBuV/m	dBuV	dB/m	dBuV/m	dB	cm	deg			
1	5148.000	65.71	22.82	42.89	74.00	-8.29	190	6	Peak	Vertical	
2	5198.000	121.54	78.53	43.01	68.20	53.34	190	6	Peak	Vertical	
3	5440.000	59.96	16.72	43.24	74.00	-14.04	190	6	Peak	Vertical	

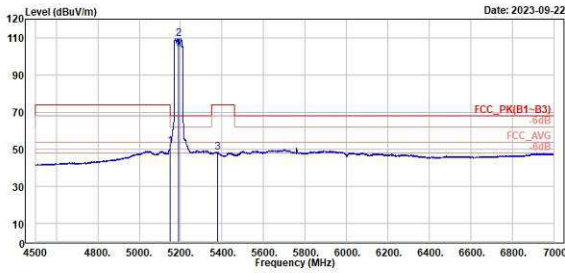
802.11ax HE40

CH 38 (Horizontal) Average

CH 38 (Vertical) Average



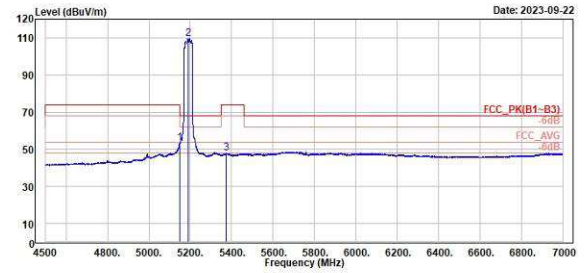
TÜV Rheinland Taiwan Ltd.
No. 458-18, Sec 2, Fenfiao, Linkou Dist., New Taipei City 244, Taiwan(R.O.C.)
Tel: +886-2172-1000 Fax: +886-2172-1322



Freq	Level	Read Level	Factor	Limit Line	Over Limit	APos	TPos	Remark	Pol/Phase	Note
MHz	dBuV/m	dBuV	dB/m	dBuV/m	dB	cm	deg			
1 5190.000	51.62	8.72	42.90	54.00	-2.38	182	3	Average	Horizontal	
2 * 5190.000	109.67	60.86	48.81	54.00	55.67	182	3	Average	Horizontal	
3 5377.500	48.38	5.28	43.10	54.00	-5.62	182	3	Average	Horizontal	



TÜV Rheinland Taiwan Ltd.
No. 458-18, Sec 2, Fenfiao, Linkou Dist., New Taipei City 244, Taiwan(R.O.C.)
Tel: +886-2172-1000 Fax: +886-2172-1322



Freq	Level	Read Level	Factor	Limit Line	Over Limit	APos	TPos	Remark	Pol/Phase	Note
MHz	dBuV/m	dBuV	dB/m	dBuV/m	dB	cm	deg			
1 5148.500	53.46	10.57	42.89	54.00	-0.54	190	6	Average	Vertical	
2 * 5190.000	109.56	60.55	49.01	54.00	55.56	190	6	Average	Vertical	
3 5375.500	47.83	4.74	43.09	54.00	-6.17	190	6	Average	Vertical	

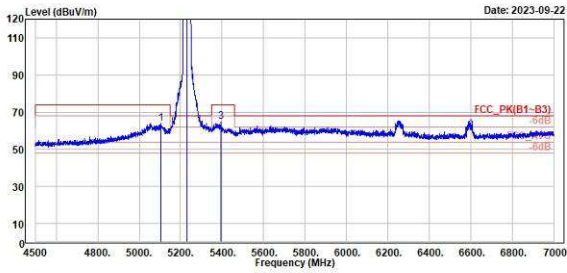
802.11ax HE40

CH 46 (Horizontal) Peak

CH 46 (Vertical) Peak



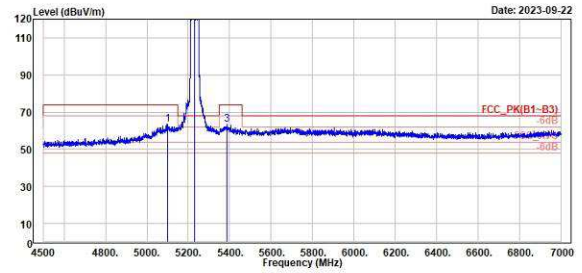
TÜV Rheinland Taiwan Ltd.
No. 458-18, Sec 2, Fenliao, Linkou Dist., New Taipei City 244, Taiwan(R.O.C.)
Tel: +886-2172-1000 Fax: +886-2172-1322



Peak	Freq (MHz)	Level (dBuV/m)	Read Level (dBuV)	Factor (dB/m)	Limit Line (dBuV/m)	Over Limit (dB)	APos (cm)	TPos (deg)	Remark	Pol/Phase	Note
1	5185.000	64.08	21.49	42.59	74.00	-9.92	181	4	Peak	Horizontal	
2	5230.000	125.75	82.74	43.01	68.20	57.55	181	4	Peak	Horizontal	
3	5393.000	64.76	21.59	43.17	74.00	-9.24	181	4	Peak	Horizontal	



TÜV Rheinland Taiwan Ltd.
No. 458-18, Sec 2, Fenliao, Linkou Dist., New Taipei City 244, Taiwan(R.O.C.)
Tel: +886-2172-1000 Fax: +886-2172-1322



Peak	Freq (MHz)	Level (dBuV/m)	Read Level (dBuV)	Factor (dB/m)	Limit Line (dBuV/m)	Over Limit (dB)	APos (cm)	TPos (deg)	Remark	Pol/Phase	Note
1	5182.000	63.30	20.73	42.57	74.00	-10.70	186	5	Peak	Vertical	
2	5230.000	125.15	82.14	43.01	68.20	56.95	186	5	Peak	Vertical	
3	5386.500	63.39	20.24	43.15	74.00	-10.61	186	5	Peak	Vertical	

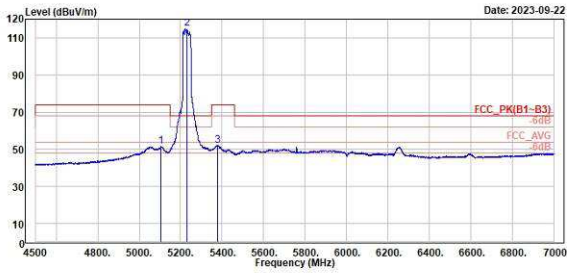
802.11ax HE40

CH 46 (Horizontal) Average

CH 46 (Vertical) Average



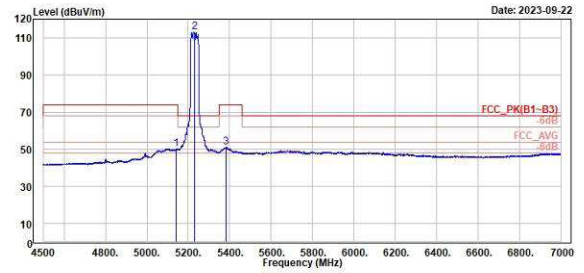
TUV Rheinland Taiwan Ltd.
No. 458-18, Sec 2, Fenfiao, Linkou Dist., New Taipei City 244, Taiwan(R.O.C.)
Tel: +886-2172-1000 Fax: +886-2172-1322



Freq	Level	Read Level	Factor	Limit	Over	APos	TPos	Remark	Pol/Phase	Note
MHz	dBuV/m	dBuV	dB/m	dBuV/m	dB	cm	deg			
1 5183.000	51.53	8.95	42.58	54.00	-2.47	181	4	Average	Horizontal	
2 * 5230.000	124.99	71.98	43.01	54.00	60.99	181	4	Average	Horizontal	
3 5380.000	52.16	9.05	43.11	54.00	-1.84	181	4	Average	Horizontal	



TUV Rheinland Taiwan Ltd.
No. 458-18, Sec 2, Fenfiao, Linkou Dist., New Taipei City 244, Taiwan(R.O.C.)
Tel: +886-2172-1000 Fax: +886-2172-1322



Freq	Level	Read Level	Factor	Limit	Over	APos	TPos	Remark	Pol/Phase	Note
MHz	dBuV/m	dBuV	dB/m	dBuV/m	dB	cm	deg			
1 5142.000	50.30	7.46	42.84	54.00	-3.70	186	5	Average	Vertical	
2 * 5230.000	115.14	70.13	43.01	54.00	59.14	186	5	Average	Vertical	
3 5384.000	51.17	8.03	43.14	54.00	-2.83	186	5	Average	Vertical	

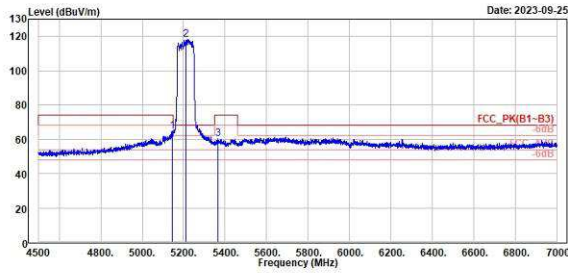
802.11ax HE80

CH 42 (Horizontal) Peak

CH 42 (Vertical) Peak



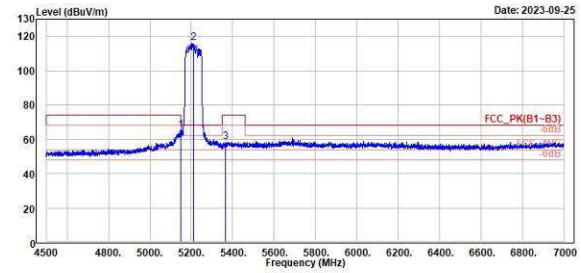
TÜV Rheinland Taiwan Ltd.
No. 458-18, Sec 2, Fenfiao, Linkou Dist., New Taipei City 244, Taiwan(R.O.C.)
Tel: +886-2172-1000 Fax: +886-2172-1322



Peak	Freq (MHz)	Level (dBuV/m)	Read Level (dBuV)	Factor (dB/m)	Limit Line (dBuV/m)	Over Limit (dB)	APos (cm)	TPos (deg)	Remark	Pol/Phase	Note
1	5146.500	64.98	23.56	41.42	74.00	-9.02	184	4	Peak	Horizontal	
2	5210.000	118.06	79.41	41.05	68.20	49.86	184	4	Peak	Horizontal	
3	5365.000	60.42	18.44	41.98	74.00	-13.58	184	4	Peak	Horizontal	



TÜV Rheinland Taiwan Ltd.
No. 458-18, Sec 2, Fenfiao, Linkou Dist., New Taipei City 244, Taiwan(R.O.C.)
Tel: +886-2172-1000 Fax: +886-2172-1322



Peak	Freq (MHz)	Level (dBuV/m)	Read Level (dBuV)	Factor (dB/m)	Limit Line (dBuV/m)	Over Limit (dB)	APos (cm)	TPos (deg)	Remark	Pol/Phase	Note
1	5148.000	65.36	23.93	41.43	74.00	-8.64	193	6	Peak	Vertical	
2	5210.000	116.22	74.57	41.05	68.20	48.02	193	6	Peak	Vertical	
3	5366.500	58.53	16.53	42.00	74.00	-15.47	193	6	Peak	Vertical	

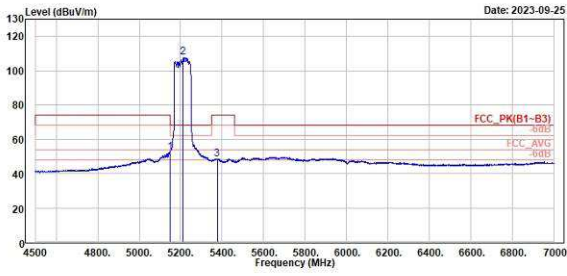
802.11ax HE80

CH 42 (Horizontal) Average

CH 42 (Vertical) Average



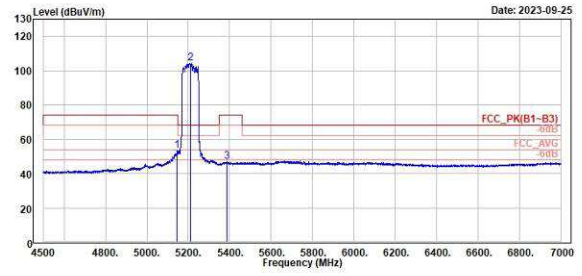
TÜV Rheinland Taiwan Ltd.
No. 458-18, Sec 2, Fenfiao, Linkou Dist., New Taipei City 244, Taiwan(R.O.C.)
Tel: +886-2172-1000 Fax: +886-2172-1322



Read	Limit	Over	APos	TPos	Remark	Pol/Phase	Note
Level	Line	Limit	cm	deg			
Factor							
dBuV	dBuV/m	dB					
11.04	41.43	54.00	-1.53	184	4 Average	Horizontal	
60.23	41.05	54.00	53.88	184	4 Average	Horizontal	
6.52	42.13	54.00	-5.35	184	4 Average	Horizontal	



TÜV Rheinland Taiwan Ltd.
No. 458-18, Sec 2, Fenfiao, Linkou Dist., New Taipei City 244, Taiwan(R.O.C.)
Tel: +886-2172-1000 Fax: +886-2172-1322



Read	Limit	Over	APos	TPos	Remark	Pol/Phase	Note
Level	Line	Limit	cm	deg			
Factor							
dBuV	dBuV/m	dB					
11.92	41.42	54.00	-8.66	193	6 Average	Vertical	
62.80	41.05	54.00	50.45	193	6 Average	Vertical	
4.52	42.31	54.00	-7.17	193	6 Average	Vertical	

Band Edges, 5.35GHz
U-NII-2A

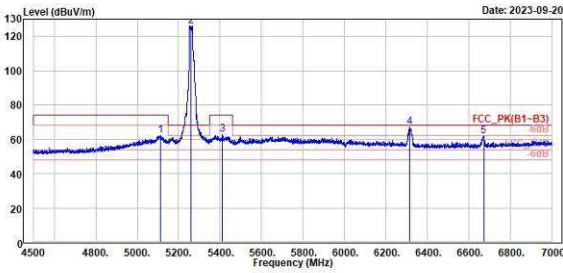
802.11a

CH 52 (Horizontal) Peak

CH 52 (Vertical) Peak



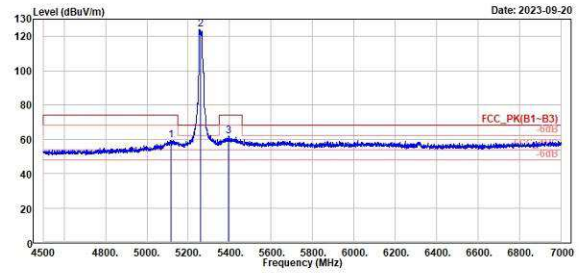
TÜV Rheinland Taiwan Ltd.
No. 458-18, Sec 2, Fenfiao, Linkou Dist., New Taipei City 244, Taiwan(R.O.C.)
Tel: +886-2172-1000 Fax: +886-2172-1322



Peak	Freq	Level	Read	Limit	Over	APos	TPos	Remark	Pol/Phase	Note
	MHz	dBuV/m	dBuV	dB/m	dBuV/m	dB	cm	deg		
1	5111.000	62.17	20.84	41.33	74.00	-11.83	174	2 Peak	Horizontal	
2	5260.000	125.20	84.52	41.68	68.20	56.00	174	2 Peak	Horizontal	
3	5410.500	62.74	20.33	42.41	74.00	-11.26	174	2 Peak	Horizontal	
4	6315.000	67.01	23.64	43.37	68.20	-1.19	174	2 Peak	Horizontal	
5	6672.000	61.72	18.13	43.59	68.20	-6.48	174	2 Peak	Horizontal	



TÜV Rheinland Taiwan Ltd.
No. 458-18, Sec 2, Fenfiao, Linkou Dist., New Taipei City 244, Taiwan(R.O.C.)
Tel: +886-2172-1000 Fax: +886-2172-1322



Peak	Freq	Level	Read	Limit	Over	APos	TPos	Remark	Pol/Phase	Note
	MHz	dBuV/m	dBuV	dB/m	dBuV/m	dB	cm	deg		
1	5115.500	59.52	18.18	41.34	74.00	-14.48	212	4 Peak	Vertical	
2	5260.000	124.25	82.57	41.68	68.20	56.00	212	4 Peak	Vertical	
3	5394.000	61.77	19.37	42.40	74.00	-12.23	212	4 Peak	Vertical	

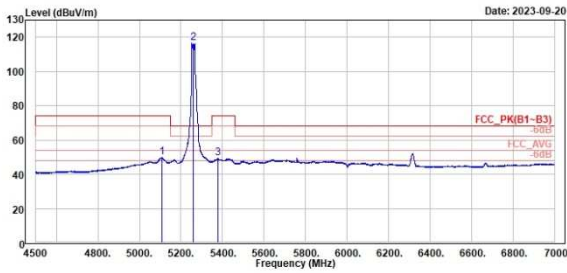
802.11a

CH 52 (Horizontal) Average

CH 52 (Vertical) Average



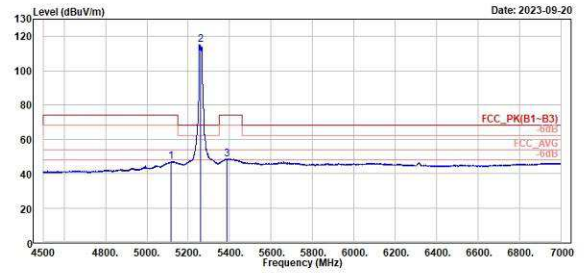
TÜV Rheinland Taiwan Ltd.
No. 458-18, Sec. 2, Fenhiao, Linkou Dist., New Taipei City 244, Taiwan(R.O.C.)
Tel: +886-2172-1000 Fax: +886-2172-1322



Freq	Level	Read Level	Factor	Limit Line	Over Limit	APos	TPos	Remark	Pol/Phase	Note
MHz	dBuV/m	dBuV	dB/m	dBuV/m	dB	cm	deg			
1 5187.00	49.76	8.44	41.32	54.00	-4.24	174	2	Average	Horizontal	
2 * 5250.00	115.56	74.88	41.68	54.00	62.56	174	2	Average	Horizontal	
3 5377.50	49.26	7.10	42.16	54.00	-4.74	174	2	Average	Horizontal	



TÜV Rheinland Taiwan Ltd.
No. 458-18, Sec. 2, Fenhiao, Linkou Dist., New Taipei City 244, Taiwan(R.O.C.)
Tel: +886-2172-1000 Fax: +886-2172-1322



Freq	Level	Read Level	Factor	Limit Line	Over Limit	APos	TPos	Remark	Pol/Phase	Note
MHz	dBuV/m	dBuV	dB/m	dBuV/m	dB	cm	deg			
1 5116.500	46.97	5.63	41.34	54.00	-7.03	212	4	Average	Vertical	
2 * 5250.000	119.27	73.59	41.68	54.00	65.27	212	4	Average	Vertical	
3 5384.500	48.62	6.36	42.26	54.00	-5.38	212	4	Average	Vertical	

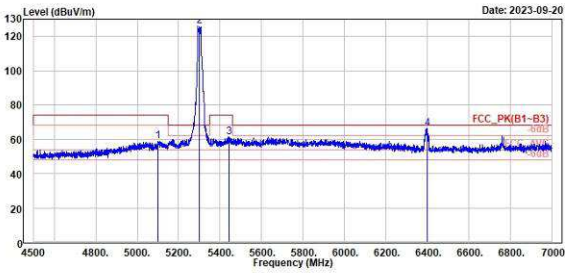
802.11a

CH 60 (Horizontal) Peak

CH 60 (Vertical) Peak



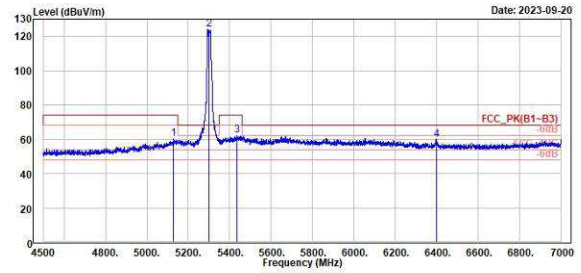
TÜV Rheinland Taiwan Ltd.
No. 458-18, Sec 2, Fenjiao, Linkou Dist., New Taipei City 244, Taiwan(R.O.C.)
Tel: +886-2172-1000 Fax: +886-2172-1322



Peak	Freq	Level	Read	Limit	Over	APos	TPos	Remark	Pol/Phase	Note
	MHz	dBuV/m	dBuV	dB/m	dBuV/m	dB	cm	deg		
1	5099.500	58.99	17.69	41.30	74.00	-15.01	183	5 Peak	Horizontal	
2	5300.000	125.87	85.84	42.03	61.20	57.67	183	5 Peak	Horizontal	
3	5444.500	61.36	19.20	42.16	74.00	-12.64	183	5 Peak	Horizontal	
4	6398.500	66.48	22.89	43.59	68.20	-1.72	183	5 Peak	Horizontal	



TÜV Rheinland Taiwan Ltd.
No. 458-18, Sec 2, Fenjiao, Linkou Dist., New Taipei City 244, Taiwan(R.O.C.)
Tel: +886-2172-1000 Fax: +886-2172-1322



Peak	Freq	Level	Read	Limit	Over	APos	TPos	Remark	Pol/Phase	Note
	MHz	dBuV/m	dBuV	dB/m	dBuV/m	dB	cm	deg		
1	5128.500	60.22	18.84	41.38	74.00	-13.78	194	5 Peak	Vertical	
2	5300.000	123.93	81.90	42.03	68.20	55.73	194	5 Peak	Vertical	
3	5436.500	62.42	20.20	42.22	74.00	-11.58	194	5 Peak	Vertical	
4	6401.000	59.70	16.11	43.59	68.20	-8.50	194	5 Peak	Vertical	

802.11a

CH 60 (Horizontal) Average

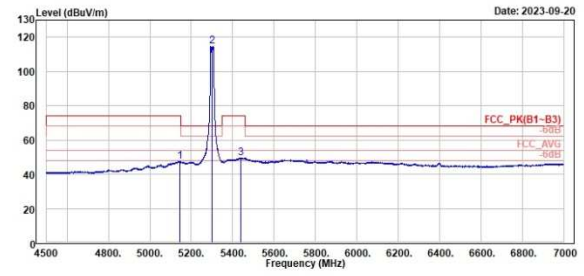
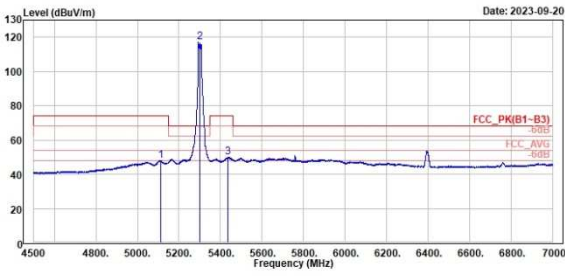
CH 60 (Vertical) Average



TUV Rheinland Taiwan Ltd.
No. 458-18, Sec 2, Fenliao, Linkou Dist., New Taipei City 244, Taiwan(R.O.C.)
Tel: +886-2172-1000 Fax: +886-2172-1322



TUV Rheinland Taiwan Ltd.
No. 458-18, Sec 2, Fenliao, Linkou Dist., New Taipei City 244, Taiwan(R.O.C.)
Tel: +886-2172-1000 Fax: +886-2172-1322



Freq	Level	Read Level	Factor	Limit Line	Over Limit	APos	TPos	Remark	Pol/Phase	Note
MHz	dBuV/m	dBuV	dB/m	dBuV/m	dB	cm	deg			
1	5114.00	48.15	6.81	41.34	54.00	-5.85	183	5 Average	Horizontal	
2	5300.00	115.92	74.89	42.03	54.00	62.92	183	5 Average	Horizontal	
3	5434.00	49.96	7.72	42.24	54.00	-4.04	183	5 Average	Horizontal	

Freq	Level	Read Level	Factor	Limit Line	Over Limit	APos	TPos	Remark	Pol/Phase	Note
MHz	dBuV/m	dBuV	dB/m	dBuV/m	dB	cm	deg			
1	5145.00	47.50	6.08	41.42	54.00	-6.50	194	5 Average	Vertical	
2	5300.00	114.54	72.51	42.03	54.00	60.54	194	5 Average	Vertical	
3	5438.00	49.59	7.38	42.21	54.00	-4.41	194	5 Average	Vertical	

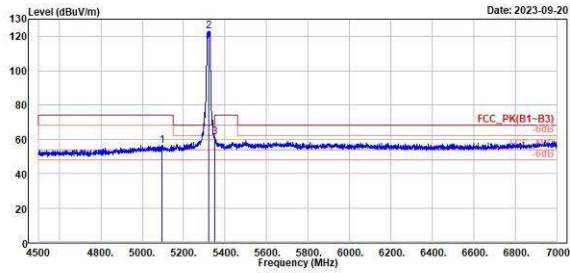
802.11a

CH 64 (Horizontal) Peak

CH 64 (Vertical) Peak



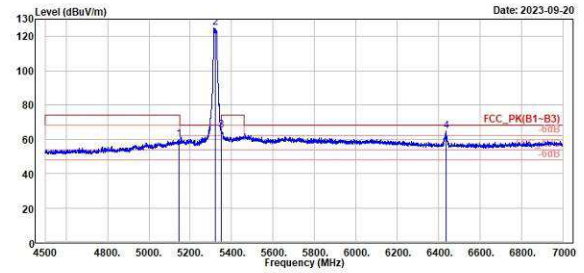
TÜV Rheinland Taiwan Ltd.
No. 458-18, Sec. 2, Fenfiao, Linkou Dist., New Taipei City 244, Taiwan(R.O.C.)
Tel: +886-2172-1000 Fax: +886-2172-1322



Peak	Freq	Level	Read	Limit	Over	APos	TPos	Remark	Pol/Phase	Note
	MHz	dBuV/m	dBuV	dB/m	dBuV/m	dB	cm	deg		
1	5094.93	56.51	15.21	41.30	74.00	-17.49	192	356 Peak	Horizontal	
2	5320.00	123.28	81.36	41.92	68.20	55.08	192	356 Peak	Horizontal	
3	5350.97	61.25	19.48	41.77	74.00	-12.75	192	356 Peak	Horizontal	



TÜV Rheinland Taiwan Ltd.
No. 458-18, Sec. 2, Fenfiao, Linkou Dist., New Taipei City 244, Taiwan(R.O.C.)
Tel: +886-2172-1000 Fax: +886-2172-1322



Peak	Freq	Level	Read	Limit	Over	APos	TPos	Remark	Pol/Phase	Note
	MHz	dBuV/m	dBuV	dB/m	dBuV/m	dB	cm	deg		
1	5143.34	59.62	18.20	41.42	74.00	-14.38	191	4 Peak	Vertical	
2	5320.00	123.24	83.32	41.92	68.20	57.04	191	4 Peak	Vertical	
3	5349.97	65.47	23.71	41.76	68.20	-2.73	191	4 Peak	Vertical	
4	6435.52	64.58	21.04	43.54	68.20	-3.62	191	4 Peak	Vertical	

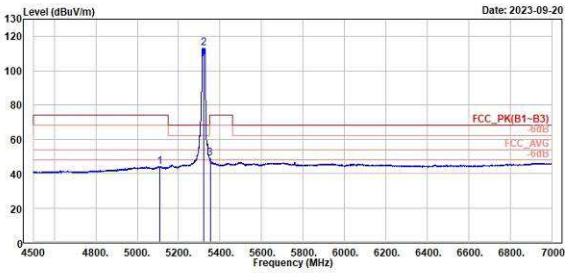
802.11a

CH 64 (Horizontal) Average

CH 64 (Vertical) Average



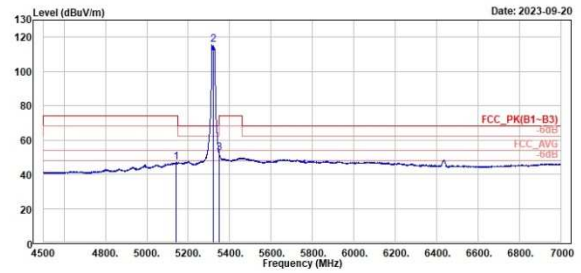
TÜV Rheinland Taiwan Ltd.
No. 438-18, Sec 2, Fenfiao, Linkou Dist., New Taipei City 244, Taiwan(R.O.C.)
Tel: +886-2172-1000 Fax: +886-2172-1322



Peak	Freq	Level	Read Level	Factor	Limit Line	Over Limit	APos	TPos	Remark	Pol/Phase	Note
	MHz	dBuV/m	dBuV	dB/m	dBuV/m	dB	cm	deg			
1	5188.41	43.95	2.62	41.33	54.00	-10.05	192	356	Average	Horizontal	
2 *	5320.00	113.15	71.23	41.92	54.00	59.15	192	356	Average	Horizontal	
3 !	5351.47	48.81	7.03	41.78	54.00	-5.19	192	356	Average	Horizontal	



TÜV Rheinland Taiwan Ltd.
No. 438-18, Sec 2, Fenfiao, Linkou Dist., New Taipei City 244, Taiwan(R.O.C.)
Tel: +886-2172-1000 Fax: +886-2172-1322



Peak	Freq	Level	Read Level	Factor	Limit Line	Over Limit	APos	TPos	Remark	Pol/Phase	Note
	MHz	dBuV/m	dBuV	dB/m	dBuV/m	dB	cm	deg			
1	5142.84	46.99	5.57	41.42	54.00	-7.01	191	4	Average	Vertical	
2 *	5320.00	115.76	73.84	41.92	54.00	61.76	191	4	Average	Vertical	
3 !	5349.97	52.59	10.83	41.76	54.00	-1.41	191	4	Average	Vertical	

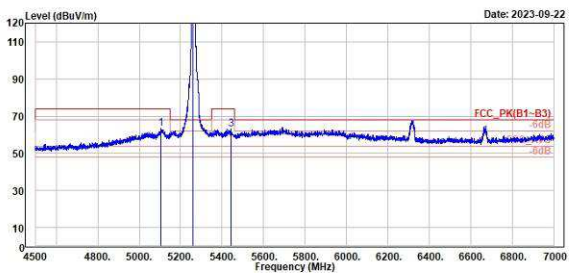
802.11ax HE20

CH 52 (Horizontal) Peak

CH 52 (Vertical) Peak



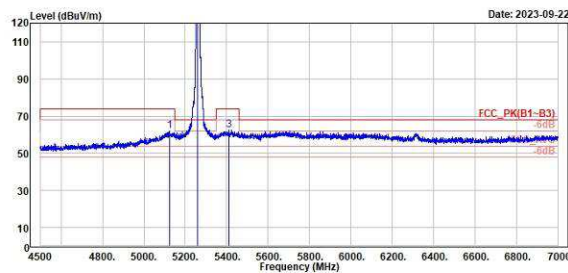
TÜV Rheinland Taiwan Ltd.
No. 458-18, Sec 2, Fenliao, Linkou Dist., New Taipei City 244, Taiwan(R.O.C.)
Tel: +886-2172-1000 Fax: +886-2172-1322



Peak	Freq (MHz)	Level (dBuV/m)	Read Level (dBuV)	Factor (dB/m)	Limit Line (dBuV/m)	Over Limit (dB)	APos (cm)	TPos (deg)	Remark	Pol/Phase	Note
1	5185.500	63.46	26.87	42.59	74.00	-10.54	181	5	Peak	Horizontal	
2	5260.000	127.10	84.13	42.97	65.20	58.90	181	5	Peak	Horizontal	
3	5442.000	62.98	19.73	43.25	74.00	-11.02	181	5	Peak	Horizontal	



TÜV Rheinland Taiwan Ltd.
No. 458-18, Sec 2, Fenliao, Linkou Dist., New Taipei City 244, Taiwan(R.O.C.)
Tel: +886-2172-1000 Fax: +886-2172-1322



Peak	Freq (MHz)	Level (dBuV/m)	Read Level (dBuV)	Factor (dB/m)	Limit Line (dBuV/m)	Over Limit (dB)	APos (cm)	TPos (deg)	Remark	Pol/Phase	Note
1	5123.000	61.91	19.20	42.71	74.00	-12.09	197	5	Peak	Vertical	
2	5260.000	127.01	84.04	42.97	65.20	58.81	197	5	Peak	Vertical	
3	5409.000	62.48	19.26	43.22	74.00	-11.52	197	5	Peak	Vertical	

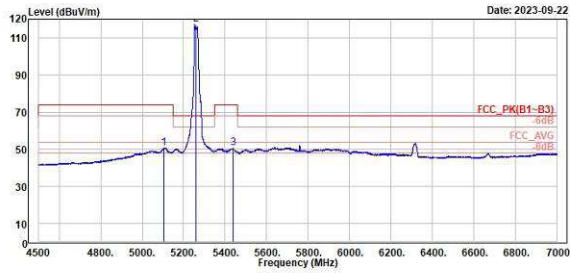
802.11ax HE20

CH 52 (Horizontal) Average

CH 52 (Vertical) Average



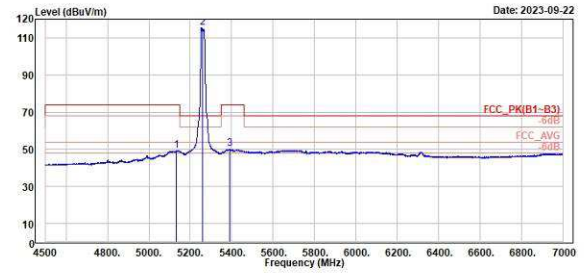
TUV Rheinland Taiwan Ltd.
No. 458-18, Sec 2, Fenfiao, Linkou Dist., New Taipei City 244, Taiwan(R.O.C.)
Tel: +886-2172-1000 Fax: +886-2172-1322



Freq	Level	Read Level	Factor	Limit Line	Over Limit	APos	TPos	Remark	Pol/Phase	Note
MHz	dBuV/m	dBuV	dB/m	dBuV/m	dB	cm	deg			
1 5184.500	50.82	8.23	42.59	54.00	-3.18	181	5	Average	Horizontal	
2 * 5268.000	127.24	74.27	42.97	54.00	63.24	181	5	Average	Horizontal	
3 5437.500	50.55	7.31	43.24	54.00	-3.45	181	5	Average	Horizontal	



TUV Rheinland Taiwan Ltd.
No. 458-18, Sec 2, Fenfiao, Linkou Dist., New Taipei City 244, Taiwan(R.O.C.)
Tel: +886-2172-1000 Fax: +886-2172-1322



Freq	Level	Read Level	Factor	Limit Line	Over Limit	APos	TPos	Remark	Pol/Phase	Note
MHz	dBuV/m	dBuV	dB/m	dBuV/m	dB	cm	deg			
1 5132.000	49.28	6.51	42.77	54.00	-4.72	197	5	Average	Vertical	
2 * 5268.000	119.64	72.67	42.97	54.00	61.64	197	5	Average	Vertical	
3 5392.000	50.11	6.94	43.17	54.00	-3.89	197	5	Average	Vertical	

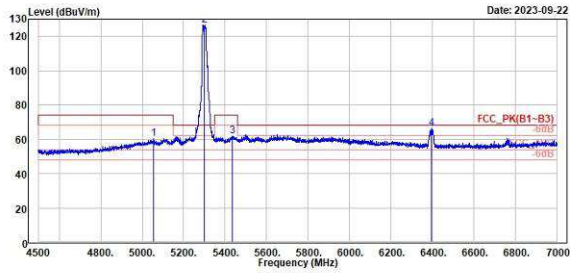
802.11ax HE20

CH 60 (Horizontal) Peak

CH 60 (Vertical) Peak



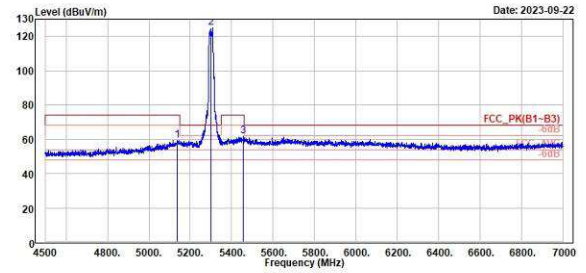
TÜV Rheinland Taiwan Ltd.
No. 458-18, Sec 2, Fenfiao, Linkou Dist., New Taipei City 244, Taiwan(R.O.C.)
Tel: +886-2172-1000 Fax: +886-2172-1322



Peak	Freq	Level	Read	Limit	Over	APos	TPos	Remark	Pol/Phase	Note
	MHz	dBuV/m	dBuV	dB/m	dBuV/m	dB	cm	deg		
1	5095.500	68.14	18.87	41.27	74.00	-13.86	186	5 Peak	Horizontal	
2 *	5300.000	125.73	84.70	42.03	61.20	58.53	186	5 Peak	Horizontal	
3	5434.500	61.94	19.71	42.23	74.00	-12.06	186	5 Peak	Horizontal	
4 !	6396.500	66.06	22.48	43.58	68.20	-2.14	186	5 Peak	Horizontal	



TÜV Rheinland Taiwan Ltd.
No. 458-18, Sec 2, Fenfiao, Linkou Dist., New Taipei City 244, Taiwan(R.O.C.)
Tel: +886-2172-1000 Fax: +886-2172-1322



Peak	Freq	Level	Read	Limit	Over	APos	TPos	Remark	Pol/Phase	Note
	MHz	dBuV/m	dBuV	dB/m	dBuV/m	dB	cm	deg		
1	5135.500	59.34	17.95	41.39	74.00	-14.66	195	4 Peak	Vertical	
2 *	5300.000	124.91	82.88	42.03	68.20	56.71	195	4 Peak	Vertical	
3	5456.500	61.66	19.51	42.15	74.00	-12.34	195	4 Peak	Vertical	

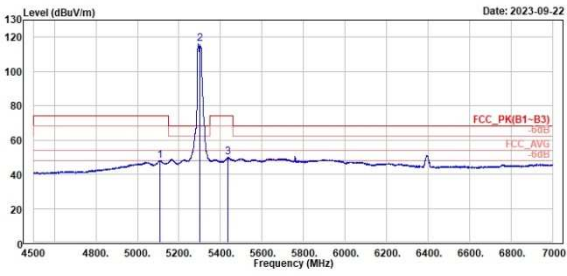
802.11ax HE20

CH 60 (Horizontal) Average

CH 60 (Vertical) Average



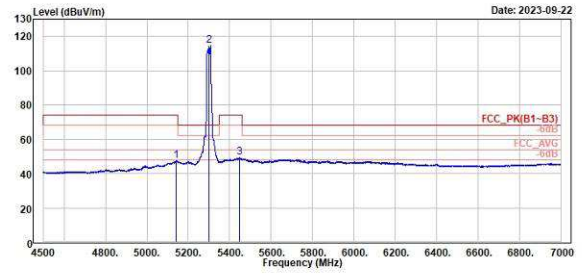
TÜV Rheinland Taiwan Ltd.
No. 458-18, Sec. 2, Fenhiao, Linkou Dist., New Taipei City 244, Taiwan(R.O.C.)
Tel: +886-2172-1000 Fax: +886-2172-1322



Freq	Level	Read Level	Factor	Limit Line	Over Limit	APos	TPos	Remark	Pol/Phase	Note
MHz	dBuV/m	dBuV	dB/m	dBuV/m	dB	cm	deg			
1 5118.00	48.01	6.68	41.33	54.00	-5.99	186	5	Average	Horizontal	
2 * 5300.00	115.17	74.14	42.03	54.00	62.17	186	5	Average	Horizontal	
3 5434.00	49.81	7.57	42.24	54.00	-4.19	186	5	Average	Horizontal	



TÜV Rheinland Taiwan Ltd.
No. 458-18, Sec. 2, Fenhiao, Linkou Dist., New Taipei City 244, Taiwan(R.O.C.)
Tel: +886-2172-1000 Fax: +886-2172-1322



Freq	Level	Read Level	Factor	Limit Line	Over Limit	APos	TPos	Remark	Pol/Phase	Note
MHz	dBuV/m	dBuV	dB/m	dBuV/m	dB	cm	deg			
1 5141.500	47.51	6.18	41.41	54.00	-6.49	195	4	Average	Vertical	
2 * 5300.000	114.95	72.52	42.03	54.00	60.95	195	4	Average	Vertical	
3 5447.000	49.32	7.18	42.14	54.00	-4.68	195	4	Average	Vertical	

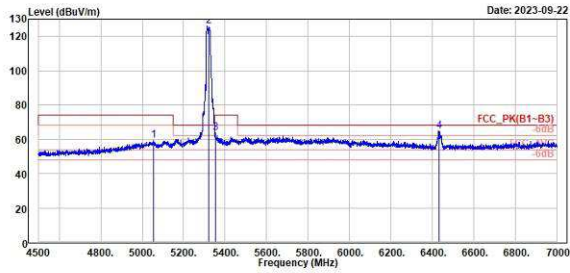
802.11ax HE20

CH 64 (Horizontal) Peak

CH 64 (Vertical) Peak



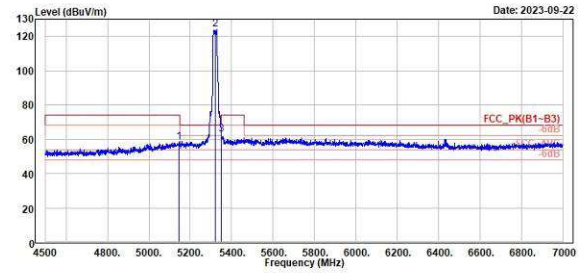
TÜV Rheinland Taiwan Ltd.
No. 458-18, Sec 2, Fenjiao, Linkou Dist., New Taipei City 244, Taiwan(R.O.C.)
Tel: +886-2172-1000 Fax: +886-2172-1322



Peak	Freq (MHz)	Level (dBuV/m)	Read Level (dBuV)	Factor (dB/m)	Limit Line (dBuV/m)	Over Limit (dB)	APos (cm)	TPos (deg)	Remark	Pol/Phase	Note
1	5096.000	59.15	17.88	41.27	74.00	-14.85	177	4	Peak	Horizontal	
2	5320.000	126.28	84.36	41.92	68.20	58.08	177	4	Peak	Horizontal	
3	5352.500	63.85	22.06	41.79	74.00	-10.15	177	4	Peak	Horizontal	
4	6434.000	64.82	21.28	43.54	68.20	-3.38	177	4	Peak	Horizontal	



TÜV Rheinland Taiwan Ltd.
No. 458-18, Sec 2, Fenjiao, Linkou Dist., New Taipei City 244, Taiwan(R.O.C.)
Tel: +886-2172-1000 Fax: +886-2172-1322



Peak	Freq (MHz)	Level (dBuV/m)	Read Level (dBuV)	Factor (dB/m)	Limit Line (dBuV/m)	Over Limit (dB)	APos (cm)	TPos (deg)	Remark	Pol/Phase	Note
1	5145.000	58.36	16.94	41.42	74.00	-15.64	190	5	Peak	Vertical	
2	5320.000	124.19	82.27	41.92	68.20	55.99	190	5	Peak	Vertical	
3	5350.000	62.96	21.20	41.76	68.20	-5.24	190	5	Peak	Vertical	

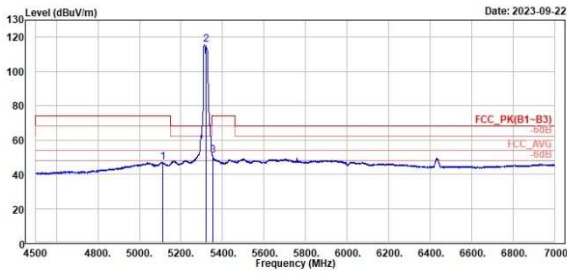
802.11ax HE20

CH 64 (Horizontal) Average

CH 64 (Vertical) Average



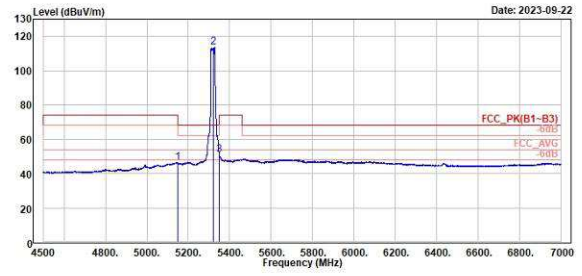
TÜV Rheinland Taiwan Ltd.
No. 458-18, Sec. 2, Fenhiao, Linkou Dist., New Taipei City 244, Taiwan(R.O.C.)
Tel: +886-2172-1000 Fax: +886-2172-1322



Freq	Level	Read Level Factor	Limit Line	Over Limit	APos	TPos	Remark	Pol/Phase	Note
MHz	dBuV/m	dBuV	dB/m	dBuV/m	dB	cm	deg		
1	5112.00	47.12	5.79	41.33	54.00	-6.88	177	4	Average Horizontal
2	5330.00	115.74	73.82	41.92	54.00	61.74	177	4	Average Horizontal
3	5353.00	51.04	9.24	41.80	54.00	-2.96	177	4	Average Horizontal



TÜV Rheinland Taiwan Ltd.
No. 458-18, Sec. 2, Fenhiao, Linkou Dist., New Taipei City 244, Taiwan(R.O.C.)
Tel: +886-2172-1000 Fax: +886-2172-1322



Freq	Level	Read Level Factor	Limit Line	Over Limit	APos	TPos	Remark	Pol/Phase	Note
MHz	dBuV/m	dBuV	dB/m	dBuV/m	dB	cm	deg		
1	5147.500	46.44	5.82	41.42	54.00	-7.56	190	5	Average Vertical
2	5330.000	119.68	71.76	41.92	54.00	59.68	190	5	Average Vertical
3	5350.000	50.99	9.23	41.76	54.00	-3.01	190	5	Average Vertical

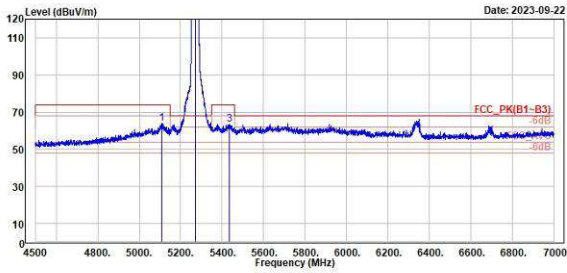
802.11ax HE40

CH 54 (Horizontal) Peak

CH 54 (Vertical) Peak



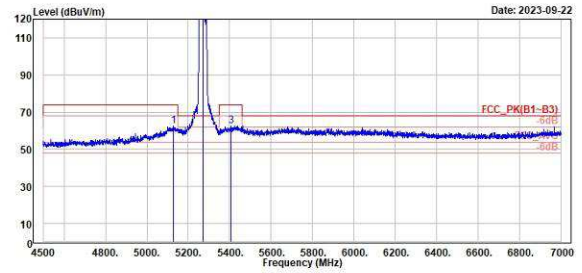
TÜV Rheinland Taiwan Ltd.
No. 458-18, Sec 2, Fenjiao, Linkou Dist., New Taipei City 244, Taiwan(R.O.C.)
Tel: +886-2172-1000 Fax: +886-2172-1322



Peak	Freq (MHz)	Level (dBuV/m)	Read Level (dBuV)	Factor (dB/m)	Limit Line (dBuV/m)	Over Limit (dB)	APos (cm)	TPos (deg)	Remark	Pol/Phase	Note
1	5118.000	64.00	21.38	42.62	74.00	-10.00	185	5	Peak	Horizontal	
2	5270.000	125.39	82.43	42.96	68.20	57.19	185	5	Peak	Horizontal	
3	5435.000	63.43	20.19	43.24	74.00	-10.57	185	5	Peak	Horizontal	



TÜV Rheinland Taiwan Ltd.
No. 458-18, Sec 2, Fenjiao, Linkou Dist., New Taipei City 244, Taiwan(R.O.C.)
Tel: +886-2172-1000 Fax: +886-2172-1322



Peak	Freq (MHz)	Level (dBuV/m)	Read Level (dBuV)	Factor (dB/m)	Limit Line (dBuV/m)	Over Limit (dB)	APos (cm)	TPos (deg)	Remark	Pol/Phase	Note
1	5127.000	62.42	19.68	42.74	74.00	-11.58	192	5	Peak	Vertical	
2	5270.000	123.95	80.99	42.96	68.20	55.75	192	5	Peak	Vertical	
3	5407.500	62.64	19.42	43.22	74.00	-11.36	192	5	Peak	Vertical	

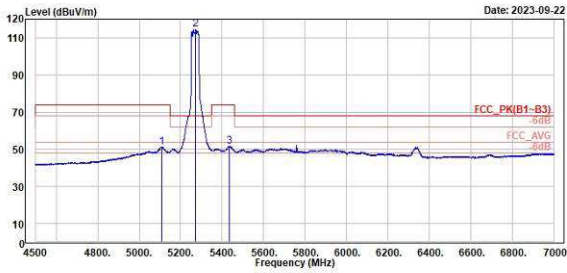
802.11ax HE40

CH 54 (Horizontal) Average

CH 54 (Vertical) Average



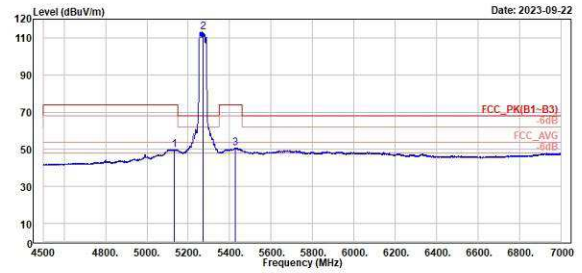
TÜV Rheinland Taiwan Ltd.
No. 458-18, Sec 2, Fenfiao, Linkou Dist., New Taipei City 244, Taiwan(R.O.C.)
Tel: +886-2172-1000 Fax: +886-2172-1322



Freq	Level	Read Level	Factor	Limit Line	Over Limit	APos	TPos	Remark	Pol/Phase	Note
MHz	dBuV/m	dBuV	dB/m	dBuV/m	dB	cm	deg			
1 5187.000	51.29	8.69	42.60	54.00	-2.71	185		5 Average	Horizontal	
2 * 5270.000	124.54	71.55	42.96	54.00	60.54	185		5 Average	Horizontal	
3 5436.000	51.74	8.50	43.24	54.00	-2.26	185		5 Average	Horizontal	



TÜV Rheinland Taiwan Ltd.
No. 458-18, Sec 2, Fenfiao, Linkou Dist., New Taipei City 244, Taiwan(R.O.C.)
Tel: +886-2172-1000 Fax: +886-2172-1322



Freq	Level	Read Level	Factor	Limit Line	Over Limit	APos	TPos	Remark	Pol/Phase	Note
MHz	dBuV/m	dBuV	dB/m	dBuV/m	dB	cm	deg			
1 5132.000	49.92	7.15	42.77	54.00	-4.08	192		5 Average	Vertical	
2 * 5270.000	119.16	70.20	42.96	54.00	59.16	192		5 Average	Vertical	
3 5428.500	50.75	7.52	43.23	54.00	-3.25	192		5 Average	Vertical	

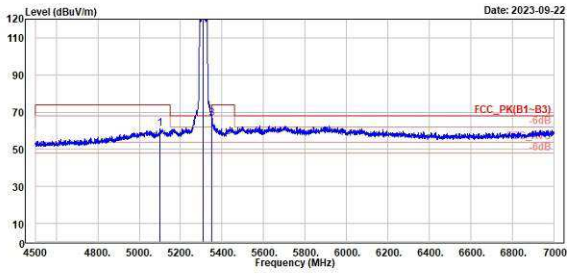
802.11ax HE40

CH 62 (Horizontal) Peak

CH 62 (Vertical) Peak



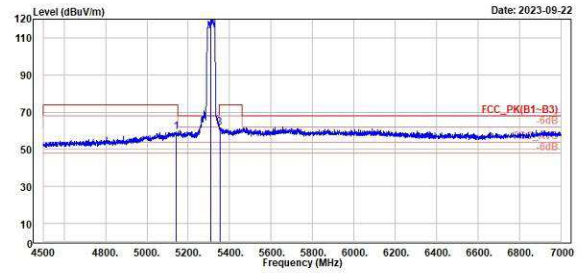
TÜV Rheinland Taiwan Ltd.
No. 458-18, Sec 2, Fenfiao, Linkou Dist., New Taipei City 244, Taiwan(R.O.C.)
Tel: +886-2172-1000 Fax: +886-2172-1322



Peak	Freq (MHz)	Level (dBuV/m)	Read Level (dBuV)	Factor (dB/m)	Limit Line (dBuV/m)	Over Limit (dB)	APos (cm)	TPos (deg)	Remark	Pol/Phase	Note
1	5100.000	60.93	18.38	42.55	74.00	-13.07	186	4	Peak	Horizontal	
2	5351.000	124.34	81.41	42.93	65.20	56.14	186	4	Peak	Horizontal	
3	5351.000	66.55	23.58	42.97	74.00	-7.45	186	4	Peak	Horizontal	



TÜV Rheinland Taiwan Ltd.
No. 458-18, Sec 2, Fenfiao, Linkou Dist., New Taipei City 244, Taiwan(R.O.C.)
Tel: +886-2172-1000 Fax: +886-2172-1322



Peak	Freq (MHz)	Level (dBuV/m)	Read Level (dBuV)	Factor (dB/m)	Limit Line (dBuV/m)	Over Limit (dB)	APos (cm)	TPos (deg)	Remark	Pol/Phase	Note
1	5142.000	59.38	16.54	42.84	74.00	-14.62	198	4	Peak	Vertical	
2	5310.000	121.05	78.72	42.33	68.20	53.45	198	4	Peak	Vertical	
3	5351.500	61.81	18.83	42.98	74.00	-12.19	198	4	Peak	Vertical	

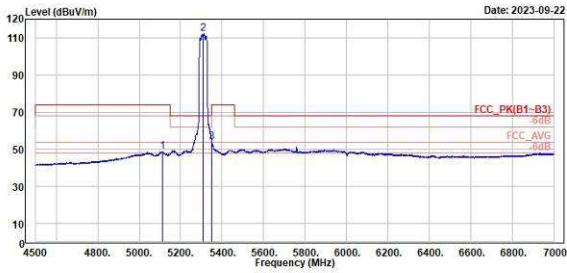
802.11ax HE40

CH 62 (Horizontal) Average

CH 62 (Vertical) Average



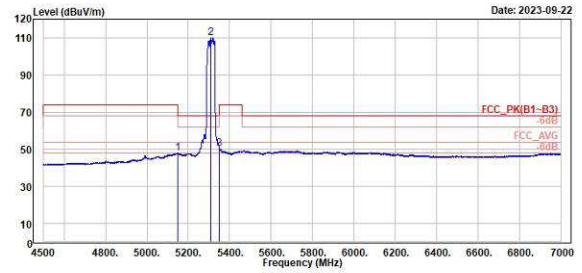
TÜV Rheinland Taiwan Ltd.
No. 458-18, Sec 2, Fenfiao, Linkou Dist., New Taipei City 244, Taiwan(R.O.C.)
Tel: +886-2172-1000 Fax: +886-2172-1322



Freq	Level	Read Level Factor	Limit Line	Over Limit	APos	TPos	Remark	Pol/Phase	Note
MHz	dBuV/m	dBuV	dB/m	dBuV/m	dB	cm	deg		
1 5118.500	48.67	6.05	42.62	54.00	-5.33	186	4 Average	Horizontal	
2 * 5310.000	112.09	69.16	42.93	54.00	58.09	196	4 Average	Horizontal	
3 5350.500	53.62	10.65	42.97	54.00	-0.38	186	4 Average	Horizontal	



TÜV Rheinland Taiwan Ltd.
No. 458-18, Sec 2, Fenfiao, Linkou Dist., New Taipei City 244, Taiwan(R.O.C.)
Tel: +886-2172-1000 Fax: +886-2172-1322



Freq	Level	Read Level Factor	Limit Line	Over Limit	APos	TPos	Remark	Pol/Phase	Note
MHz	dBuV/m	dBuV	dB/m	dBuV/m	dB	cm	deg		
1 5148.000	47.94	5.05	42.89	54.00	-6.06	198	4 Average	Vertical	
2 * 5310.000	110.05	67.12	42.93	54.00	56.05	198	4 Average	Vertical	
3 5350.000	50.31	7.34	42.97	54.00	-3.69	198	4 Average	Vertical	

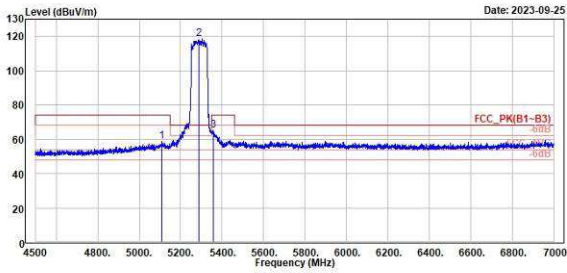
802.11ax HE80

CH 58 (Horizontal) Peak

CH 58 (Vertical) Peak



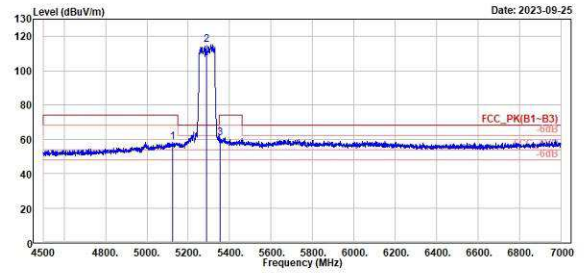
TUV Rheinland Taiwan Ltd.
No. 458-18, Sec 2, Fenjiao, Linkou Dist., New Taipei City 244, Taiwan(R.O.C.)
Tel: +886-2172-1000 Fax: +886-2172-1322



Peak	Freq	Level	Read Level	Factor	Limit Line	Over Limit	APos	TPos	Remark	Pol/Phase	Note
	MHz	dBuV/m	dBuV	dB/m	dBuV/m	dB	cm	deg			
1	5198.000	58.74	17.41	41.33	74.00	-15.26	185	6	Peak	Horizontal	
2	5290.000	119.62	76.68	41.94	65.20	50.42	185	6	Peak	Horizontal	
3	5357.000	65.18	23.32	41.86	74.00	-8.82	185	6	Peak	Horizontal	



TUV Rheinland Taiwan Ltd.
No. 458-18, Sec 2, Fenjiao, Linkou Dist., New Taipei City 244, Taiwan(R.O.C.)
Tel: +886-2172-1000 Fax: +886-2172-1322



Peak	Freq	Level	Read Level	Factor	Limit Line	Over Limit	APos	TPos	Remark	Pol/Phase	Note
	MHz	dBuV/m	dBuV	dB/m	dBuV/m	dB	cm	deg			
1	5126.000	58.23	16.86	41.37	74.00	-15.77	189	7	Peak	Vertical	
2	5290.000	119.18	73.24	41.94	65.20	46.98	189	7	Peak	Vertical	
3	5354.000	60.64	18.82	41.82	74.00	-13.36	189	7	Peak	Vertical	

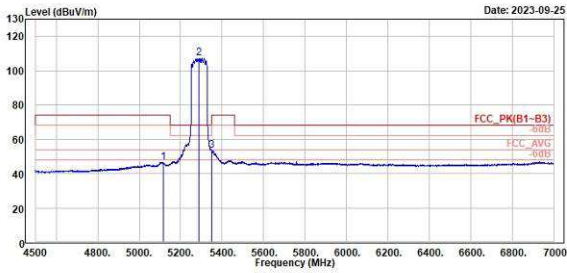
802.11ax HE80

CH 58 (Horizontal) Average

CH 58 (Vertical) Average



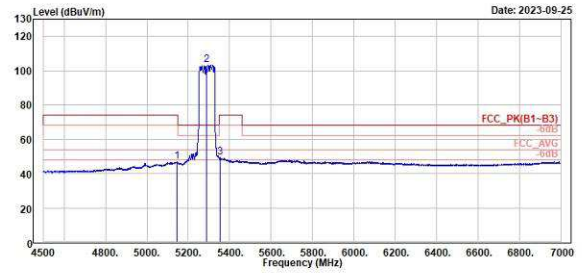
TÜV Rheinland Taiwan Ltd.
No. 458-18, Sec 2, Fenfiao, Linkou Dist., New Taipei City 244, Taiwan(R.O.C.)
Tel: +886-2172-1000 Fax: +886-2172-1322



Freq	Level	Read	Limit	Over	APos	TPos	Remark	Pol/Phase	Note
MHz	dBuV/m	dBuV	dB/m	dBuV/m	dB	cm	deg		
1	5118.000	46.28	4.93	41.35	54.00	-7.72	185	6 Average	Horizontal
2	5290.000	107.19	65.25	41.94	54.00	53.19	185	6 Average	Horizontal
3	5350.500	53.22	11.45	41.77	54.00	-0.78	185	6 Average	Horizontal



TÜV Rheinland Taiwan Ltd.
No. 458-18, Sec 2, Fenfiao, Linkou Dist., New Taipei City 244, Taiwan(R.O.C.)
Tel: +886-2172-1000 Fax: +886-2172-1322



Freq	Level	Read	Limit	Over	APos	TPos	Remark	Pol/Phase	Note
MHz	dBuV/m	dBuV	dB/m	dBuV/m	dB	cm	deg		
1	5144.000	46.72	5.30	41.42	54.00	-7.28	189	7 Average	Vertical
2	5290.000	103.32	61.38	41.94	54.00	49.32	189	7 Average	Vertical
3	5354.500	49.31	7.49	41.82	54.00	-4.69	189	7 Average	Vertical

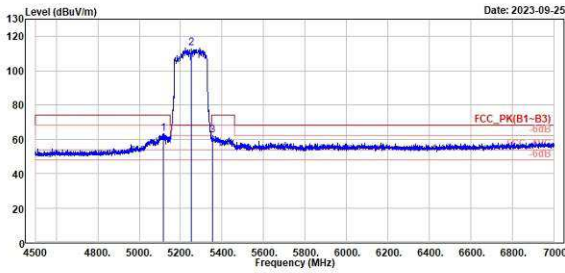
802.11ax HE160

CH 50 (Horizontal) Peak

CH 50 (Vertical) Peak



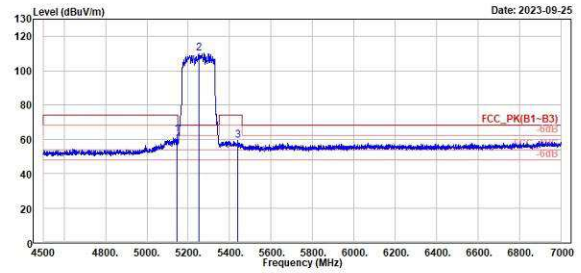
TÜV Rheinland Taiwan Ltd.
No. 458-18, Sec 2, Fenfiao, Linkou Dist., New Taipei City 244, Taiwan(R.O.C.)
Tel: +886-2172-1000 Fax: +886-2172-1322



Peak	Freq (MHz)	Level (dBuV/m)	Read Level (dBuV)	Factor (dB/m)	Limit Line (dBuV/m)	Over Limit (dB)	APos (cm)	TPos (deg)	Remark	Pol/Phase	Note
1	5117.000	63.47	22.13	41.34	74.00	-10.53	185	5	Peak	Horizontal	
2	5250.000	113.03	71.44	41.59	65.20	44.83	185	5	Peak	Horizontal	
3	5354.000	62.05	20.23	41.82	74.00	-11.95	185	5	Peak	Horizontal	



TÜV Rheinland Taiwan Ltd.
No. 458-18, Sec 2, Fenfiao, Linkou Dist., New Taipei City 244, Taiwan(R.O.C.)
Tel: +886-2172-1000 Fax: +886-2172-1322



Peak	Freq (MHz)	Level (dBuV/m)	Read Level (dBuV)	Factor (dB/m)	Limit Line (dBuV/m)	Over Limit (dB)	APos (cm)	TPos (deg)	Remark	Pol/Phase	Note
1	5144.000	62.79	21.37	41.42	74.00	-11.21	199	6	Peak	Vertical	
2	5250.000	110.39	69.00	41.59	65.20	42.19	199	6	Peak	Vertical	
3	5439.000	59.38	17.18	42.20	74.00	-14.62	199	6	Peak	Vertical	

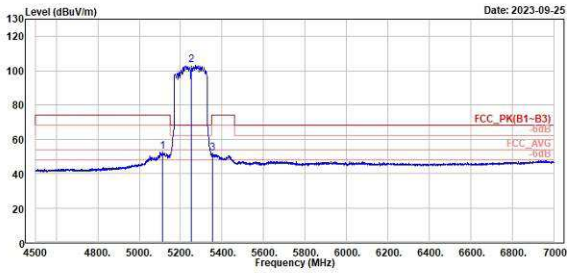
802.11ax HE160

CH 50 (Horizontal) Average

CH 50 (Vertical) Average



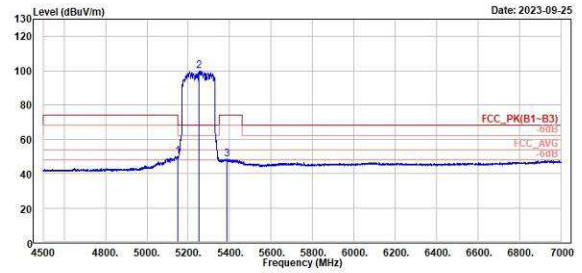
TÜV Rheinland Taiwan Ltd.
No. 458-18, Sec 2, Fenfiao, Linkou Dist., New Taipei City 244, Taiwan(R.O.C.)
Tel: +886-2172-1000 Fax: +886-2172-1322



Freq	Level	Read Level	Factor	Limit Line	Over Limit	APos	TPos	Remark	Pol/Phase	Note
MHz	dBuV/m	dBuV	dB/m	dBuV/m	dB	cm	deg			
1 5113.000	52.70	11.36	41.34	54.00	-1.30	185		5 Average	Horizontal	
2 * 5250.000	103.16	61.57	41.59	54.00	49.16	185		5 Average	Horizontal	
3 5352.000	51.80	10.01	41.79	54.00	-2.20	185		5 Average	Horizontal	



TÜV Rheinland Taiwan Ltd.
No. 458-18, Sec 2, Fenfiao, Linkou Dist., New Taipei City 244, Taiwan(R.O.C.)
Tel: +886-2172-1000 Fax: +886-2172-1322



Freq	Level	Read Level	Factor	Limit Line	Over Limit	APos	TPos	Remark	Pol/Phase	Note
MHz	dBuV/m	dBuV	dB/m	dBuV/m	dB	cm	deg			
1 5147.500	50.12	8.70	41.42	54.00	-3.88	199		6 Average	Vertical	
2 * 5250.000	99.94	58.35	41.59	54.00	45.94	199		6 Average	Vertical	
3 5386.500	48.32	6.03	42.29	54.00	-5.68	199		6 Average	Vertical	

Band Edges, 5.3GHz ~ 5.47GHz, 5.725GHz
U-NII-2C

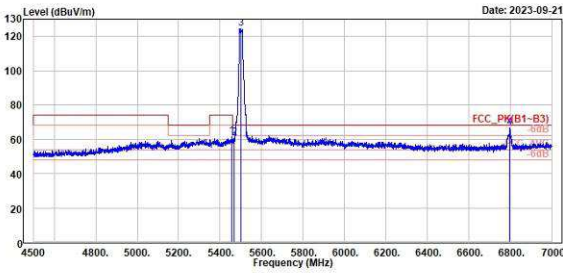
802.11a

CH 100 (Horizontal) Peak

CH 100 (Vertical) Peak



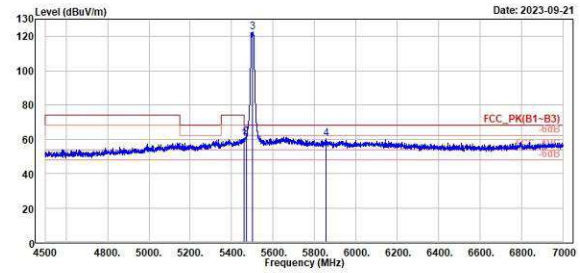
TÜV Rheinland Taiwan Ltd.
No. 458-18, Sec 2, Fenfiao, Linkou Dist., New Taipei City 244, Taiwan(R.O.C.)
Tel: +886-2172-1000 Fax: +886-2172-1322



Peak	Freq	Level	Read Level	Factor	Limit Line	Over Limit	APos	TPos	Remark	Pol/Phase	Note
	MHz	dBuV/m	dBuV	dB/m	dBuV/m	dB	cm	deg			
1	5457.000	61.93	19.78	42.15	74.00	-12.07	190	5	Peak	Horizontal	
2	5467.500	69.77	18.57	42.20	65.20	-7.43	190	5	Peak	Horizontal	
3 *	5500.000	124.45	82.10	42.35	68.20	56.25	190	5	Peak	Horizontal	
4 !	6797.500	66.54	22.73	43.81	68.20	-1.66	190	5	Peak	Horizontal	



TÜV Rheinland Taiwan Ltd.
No. 458-18, Sec 2, Fenfiao, Linkou Dist., New Taipei City 244, Taiwan(R.O.C.)
Tel: +886-2172-1000 Fax: +886-2172-1322



Peak	Freq	Level	Read Level	Factor	Limit Line	Over Limit	APos	TPos	Remark	Pol/Phase	Note
	MHz	dBuV/m	dBuV	dB/m	dBuV/m	dB	cm	deg			
1	5460.000	60.24	18.07	42.17	68.20	-7.96	190	5	Peak	Vertical	
2	5470.000	61.29	19.08	42.21	68.20	-6.91	190	5	Peak	Vertical	
3 *	5500.000	122.47	80.12	42.35	68.20	54.27	190	5	Peak	Vertical	
4	5855.000	60.10	17.43	42.67	68.20	-8.10	190	5	Peak	Vertical	

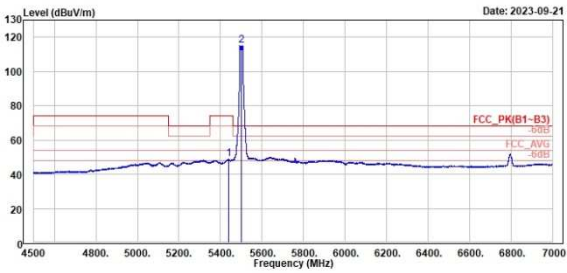
802.11a

CH 100 (Horizontal) Average

CH 100 (Vertical) Average



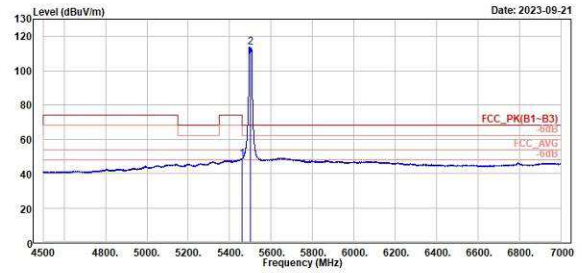
TÜV Rheinland Taiwan Ltd.
No. 458-18, Sec. 2, Fenhiao, Linkou Dist., New Taipei City 244, Taiwan(R.O.C.)
Tel: +886-2172-1000 Fax: +886-2172-1322



Freq	Level	Read Level	Factor	Limit Line	Over Limit	APos	TPos	Remark	Pol/Phase	Note
MHz	dBuV/m	dBuV	dB/m	dBuV/m	dB	cm	deg			
1 5438.00	48.98	6.77	42.21	54.00	-5.02	190		5 Average	Horizontal	
2 * 5500.00	115.28	72.93	42.35	54.00	61.28	190		5 Average	Horizontal	



TÜV Rheinland Taiwan Ltd.
No. 458-18, Sec. 2, Fenhiao, Linkou Dist., New Taipei City 244, Taiwan(R.O.C.)
Tel: +886-2172-1000 Fax: +886-2172-1322



Freq	Level	Read Level	Factor	Limit Line	Over Limit	APos	TPos	Remark	Pol/Phase	Note
MHz	dBuV/m	dBuV	dB/m	dBuV/m	dB	cm	deg			
1 5459.000	48.65	6.49	42.16	54.00	-5.35	199		5 Average	Vertical	
2 * 5500.000	113.84	71.49	42.35	54.00	59.84	199		5 Average	Vertical	

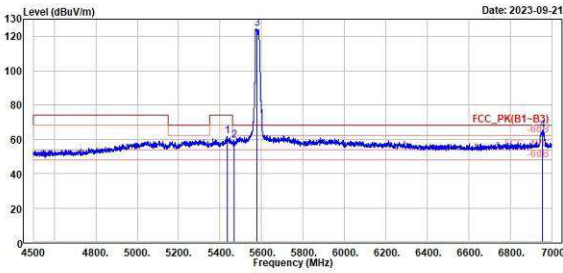
802.11a

CH 116 (Horizontal) Peak

CH 116 (Vertical) Peak



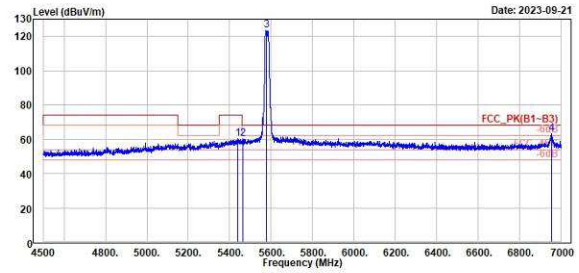
TÜV Rheinland Taiwan Ltd.
No. 458-18, Sec 2, Fenfiao, Linkou Dist., New Taipei City 244, Taiwan(R.O.C.)
Tel: +886-2172-1000 Fax: +886-2172-1322



Peak	Freq	Level	Read Level	Factor	Limit Line	Over Limit	APos	TPos	Remark	Pol/Phase	Note
	MHz	dBuV/m	dBuV	dB/m	dBuV/m	dB	cm	deg			
1	5433.500	61.75	19.51	42.24	74.00	-12.25	182	4	Peak	Horizontal	
2	5466.500	59.36	17.16	42.20	68.20	-8.84	182	4	Peak	Horizontal	
3	5580.000	124.80	82.56	42.24	68.20	56.60	182	4	Peak	Horizontal	
4	6954.500	65.24	21.44	43.80	68.20	-2.96	182	4	Peak	Horizontal	



TÜV Rheinland Taiwan Ltd.
No. 458-18, Sec 2, Fenfiao, Linkou Dist., New Taipei City 244, Taiwan(R.O.C.)
Tel: +886-2172-1000 Fax: +886-2172-1322



Peak	Freq	Level	Read Level	Factor	Limit Line	Over Limit	APos	TPos	Remark	Pol/Phase	Note
	MHz	dBuV/m	dBuV	dB/m	dBuV/m	dB	cm	deg			
1	5441.000	60.20	18.02	42.18	74.00	-13.80	197	4	Peak	Vertical	
2	5462.000	60.34	18.16	42.18	68.20	-7.86	197	4	Peak	Vertical	
3	5580.000	123.38	81.14	42.24	68.20	55.18	197	4	Peak	Vertical	
4	6957.000	63.48	19.67	43.81	68.20	-4.72	197	4	Peak	Vertical	

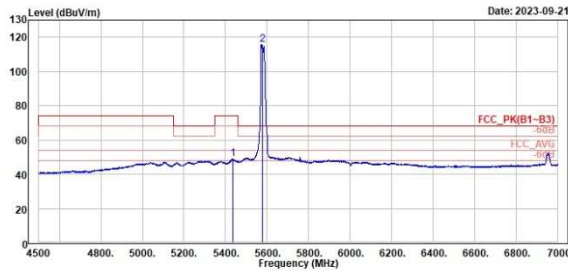
802.11a

CH 116 (Horizontal) Average

CH 116 (Vertical) Average



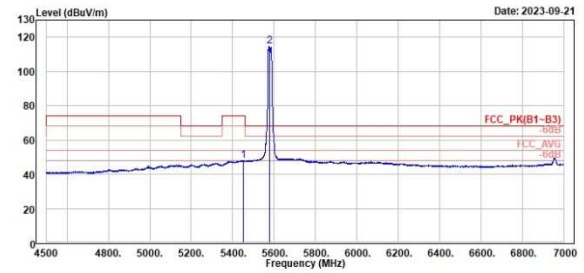
TÜV Rheinland Taiwan Ltd.
No. 458-18, Sec 2, Fenliao, Linkou Dist., New Taipei City 244, Taiwan(R.O.C.)
Tel: +886-2172-1000 Fax: +886-2172-1322



Peak	Freq	Level	Read Level	Factor	Limit Line	Over Limit	APos	TPos	Remark	Pol/Phase	Note
	MHz	dBuV/m	dBuV	dB/m	dBuV/m	dB	cm	deg			
1	5435.50	48.70	6.47	42.23	54.00	-5.30	182		4 Average	Horizontal	
2	5580.00	115.77	73.53	42.24	54.00	61.77	182		4 Average	Horizontal	



TÜV Rheinland Taiwan Ltd.
No. 458-18, Sec 2, Fenliao, Linkou Dist., New Taipei City 244, Taiwan(R.O.C.)
Tel: +886-2172-1000 Fax: +886-2172-1322



Peak	Freq	Level	Read Level	Factor	Limit Line	Over Limit	APos	TPos	Remark	Pol/Phase	Note
	MHz	dBuV/m	dBuV	dB/m	dBuV/m	dB	cm	deg			
1	5450.50	47.93	5.81	42.12	54.00	-6.07	197		4 Average	Vertical	
2	5580.00	114.58	72.34	42.24	54.00	60.58	197		4 Average	Vertical	

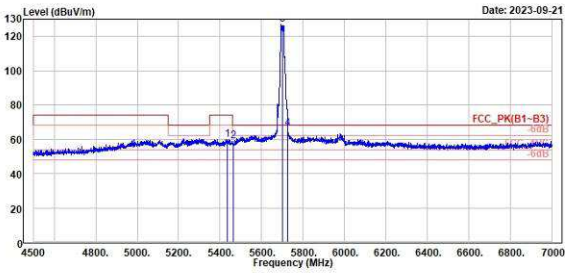
802.11a

CH 140 (Horizontal) Peak

CH 140 (Vertical) Peak



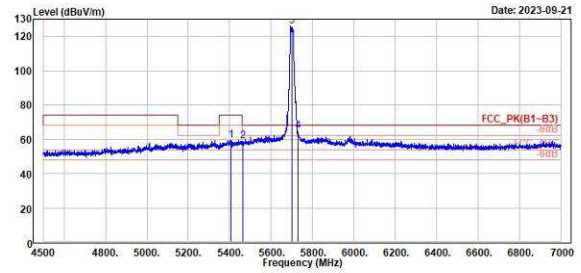
TÜV Rheinland Taiwan Ltd.
No. 458-18, Sec 2, Fenfiao, Linkou Dist., New Taipei City 244, Taiwan(R.O.C.)
Tel: +886-2172-1000 Fax: +886-2172-1322



Peak	Freq	Level	Read	Limit	Over	APos	TPos	Remark	Pol/Phase	Note
	MHz	dBuV/m	dBuV	dB/m	dBuV/m	dB	cm	deg		
1	5434.000	68.04	17.80	42.24	74.00	-13.96	181	5 Peak	Horizontal	
2	5462.000	58.96	16.78	42.18	65.20	-9.24	181	5 Peak	Horizontal	
3 *	5700.000	126.87	84.50	42.37	68.20	56.67	181	5 Peak	Horizontal	
4 !	5725.000	66.44	23.95	42.49	68.20	-1.76	181	5 Peak	Horizontal	



TÜV Rheinland Taiwan Ltd.
No. 458-18, Sec 2, Fenfiao, Linkou Dist., New Taipei City 244, Taiwan(R.O.C.)
Tel: +886-2172-1000 Fax: +886-2172-1322



Peak	Freq	Level	Read	Limit	Over	APos	TPos	Remark	Pol/Phase	Note
	MHz	dBuV/m	dBuV	dB/m	dBuV/m	dB	cm	deg		
1	5405.000	59.51	17.06	42.45	74.00	-14.49	195	4 Peak	Vertical	
2	5464.500	58.60	16.41	42.19	68.20	-9.60	195	4 Peak	Vertical	
3 *	5700.000	125.96	83.59	42.37	68.20	57.76	195	4 Peak	Vertical	
4 !	5730.500	64.68	22.17	42.51	68.20	-3.52	195	4 Peak	Vertical	

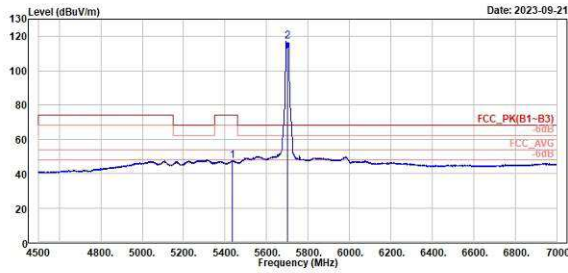
802.11a

CH 140 (Horizontal) Average

CH 140 (Vertical) Average



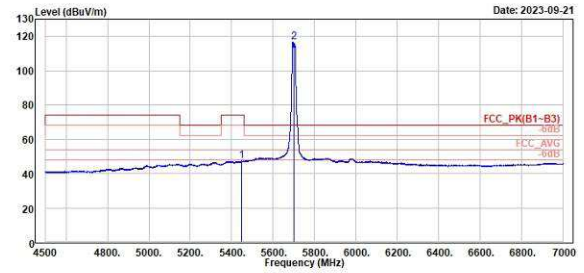
TÜV Rheinland Taiwan Ltd.
No. 458-18, Sec 2, Fenfiao, Linkou Dist., New Taipei City 244, Taiwan(R.O.C.)
Tel: +886-2172-1000 Fax: +886-2172-1322



Freq	Level	Read Level Factor	Limit Line	Over Limit	APos	TPos	Remark	Pol/Phase	Note
MHz	dBuV/m	dBuV	dB/m	dBuV/m	dB	cm	deg		
1	5434.500	47.69	5.46	42.23	54.00	-6.31	181	5 Average	Horizontal
2	5700.000	116.92	74.55	42.37	54.00	62.92	181	5 Average	Horizontal



TÜV Rheinland Taiwan Ltd.
No. 458-18, Sec 2, Fenfiao, Linkou Dist., New Taipei City 244, Taiwan(R.O.C.)
Tel: +886-2172-1000 Fax: +886-2172-1322



Freq	Level	Read Level Factor	Limit Line	Over Limit	APos	TPos	Remark	Pol/Phase	Note
MHz	dBuV/m	dBuV	dB/m	dBuV/m	dB	cm	deg		
1	5449.500	47.45	5.33	42.12	54.00	-6.55	195	4 Average	Vertical
2	5700.000	116.92	74.45	42.37	54.00	62.82	195	4 Average	Vertical

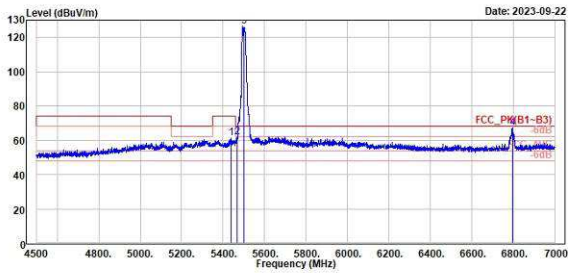
802.11ax HE20

CH 100 (Horizontal) Peak

CH 100 (Vertical) Peak



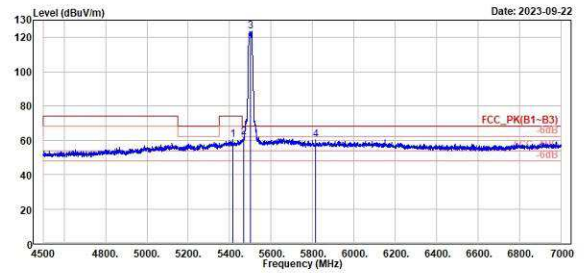
TÜV Rheinland Taiwan Ltd.
No. 458-18, Sec 2, FenHiao, Linkou Dist., New Taipei City 244, Taiwan(R.O.C.)
Tel: +886-2172-1000 Fax: +886-2172-1322



Peak	Freq	Level	Read	Limit	Over	APos	TPos	Remark	Pol/Phase	Note
	MHz	dBuV/m	dBuV	dB/m	dBuV/m	dB	cm	deg		
1	5438.500	61.12	18.92	42.20	74.00	-12.88	186	5 Peak	Horizontal	
2	5459.500	61.85	19.64	42.21	65.20	-6.35	186	5 Peak	Horizontal	
3	5500.000	126.61	84.26	42.35	68.20	56.41	186	5 Peak	Horizontal	
4	6797.500	67.07	23.26	43.81	68.20	-1.13	186	5 Peak	Horizontal	



TÜV Rheinland Taiwan Ltd.
No. 458-18, Sec 2, FenHiao, Linkou Dist., New Taipei City 244, Taiwan(R.O.C.)
Tel: +886-2172-1000 Fax: +886-2172-1322



Peak	Freq	Level	Read	Limit	Over	APos	TPos	Remark	Pol/Phase	Note
	MHz	dBuV/m	dBuV	dB/m	dBuV/m	dB	cm	deg		
1	5415.000	60.20	17.82	42.38	74.00	-13.80	192	5 Peak	Vertical	
2	5467.000	61.94	19.74	42.20	68.20	-6.26	192	5 Peak	Vertical	
3	5500.000	123.69	81.34	42.35	68.20	55.49	192	5 Peak	Vertical	
4	5816.000	60.29	17.57	42.72	68.20	-7.91	192	5 Peak	Vertical	

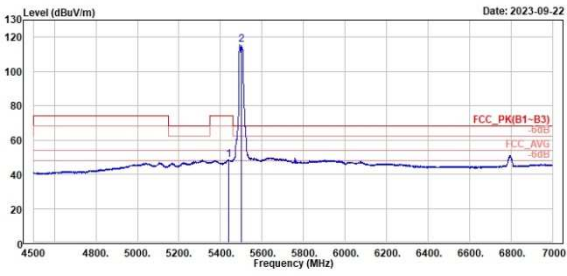
802.11ax HE20

CH 100 (Horizontal) Average

CH 100 (Vertical) Average



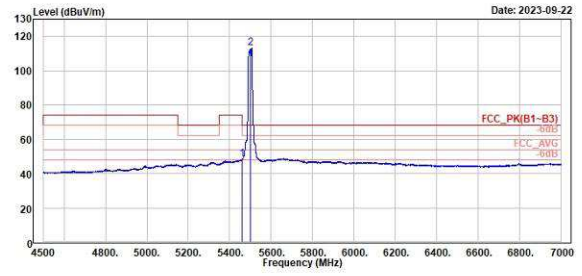
TÜV Rheinland Taiwan Ltd.
No. 458-18, Sec 2, Fenhiao, Linkou Dist., New Taipei City 244, Taiwan(R.O.C.)
Tel: +886-2172-1000 Fax: +886-2172-1322



Freq	Level	Read Level	Factor	Limit Line	Over Limit	APos	TPos	Remark	Pol/Phase	Note
MHz	dBuV/m	dBuV	dB/m	dBuV/m	dB	cm	deg			
1 5438.50	48.39	6.19	42.20	54.00	-5.61	186		5 Average	Horizontal	
2 * 5500.00	115.46	73.11	42.35	54.00	61.46	186		5 Average	Horizontal	



TÜV Rheinland Taiwan Ltd.
No. 458-18, Sec 2, Fenhiao, Linkou Dist., New Taipei City 244, Taiwan(R.O.C.)
Tel: +886-2172-1000 Fax: +886-2172-1322



Freq	Level	Read Level	Factor	Limit Line	Over Limit	APos	TPos	Remark	Pol/Phase	Note
MHz	dBuV/m	dBuV	dB/m	dBuV/m	dB	cm	deg			
1 5438.500	48.40	6.24	42.16	54.00	-5.60	192		5 Average	Vertical	
2 * 5500.000	113.35	71.00	42.35	54.00	59.35	192		5 Average	Vertical	

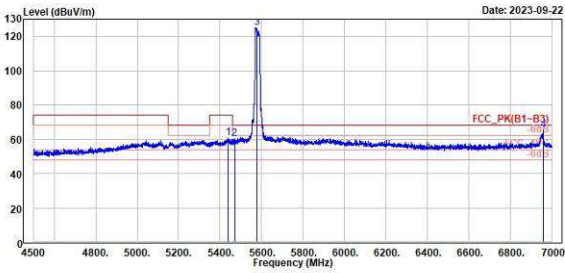
802.11ax HE20

CH 116 (Horizontal) Peak

CH 116 (Vertical) Peak



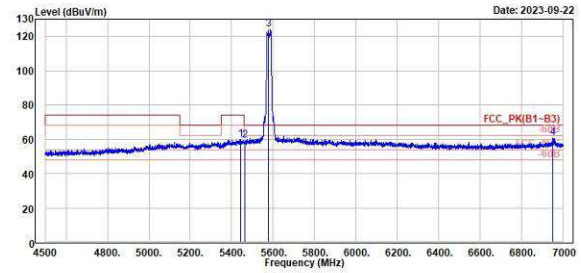
TÜV Rheinland Taiwan Ltd.
No. 458-18, Sec 2, Fenliao, Linkou Dist., New Taipei City 244, Taiwan(R.O.C.)
Tel: +886-2172-1000 Fax: +886-2172-1322



Peak	Freq	Level	Read	Limit	Over	APos	TPos	Remark	Pol/Phase	Note
	MHz	dBuV/m	dBuV	dB/m	dBuV/m	dB	cm	deg		
1	5440.000	68.88	18.69	42.19	74.00	-13.12	187	4 Peak	Horizontal	
2	5470.000	69.37	18.16	42.21	65.20	-7.83	187	4 Peak	Horizontal	
3 *	5580.000	125.17	82.93	42.24	68.20	56.97	187	4 Peak	Horizontal	
4 !	6958.500	65.36	21.56	43.80	68.20	-2.84	187	4 Peak	Horizontal	



TÜV Rheinland Taiwan Ltd.
No. 458-18, Sec 2, Fenliao, Linkou Dist., New Taipei City 244, Taiwan(R.O.C.)
Tel: +886-2172-1000 Fax: +886-2172-1322



Peak	Freq	Level	Read	Limit	Over	APos	TPos	Remark	Pol/Phase	Note
	MHz	dBuV/m	dBuV	dB/m	dBuV/m	dB	cm	deg		
1	5442.500	60.04	17.87	42.17	74.00	-13.96	188	5 Peak	Vertical	
2	5464.500	59.33	17.14	42.19	68.20	-8.87	188	5 Peak	Vertical	
3 *	5580.000	124.17	81.93	42.24	68.20	55.97	188	5 Peak	Vertical	
4	6952.500	60.72	16.92	43.80	68.20	-7.48	188	5 Peak	Vertical	

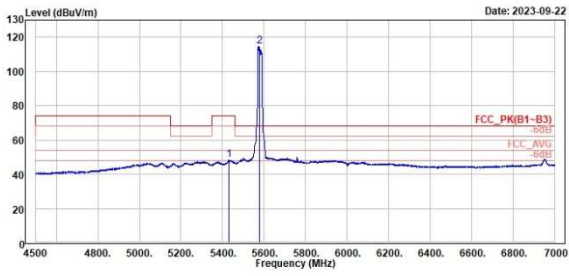
802.11ax HE20

CH 116 (Horizontal) Average

CH 116 (Vertical) Average



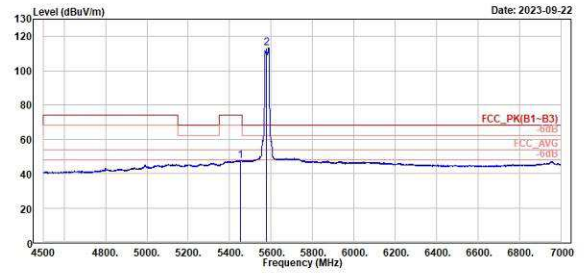
TÜV Rheinland Taiwan Ltd.
No. 458-18, Sec. 2, Fenliiao, Linkou Dist., New Taipei City 244, Taiwan(R.O.C.)
Tel: +886-2172-1000 Fax: +886-2172-1322



Peak	Freq (MHz)	Level (dBuV/m)	Read Level (dBuV)	Factor (dB/m)	Limit Line (dBuV/m)	Over Limit (dB)	APos (cm)	TPos (deg)	Remark	Pol/Phase	Note
1	5433.00	48.23	5.98	42.25	54.00	-5.77	187		4 Average	Horizontal	
2	5508.00	114.58	72.34	42.24	54.00	60.58	187		4 Average	Horizontal	



TÜV Rheinland Taiwan Ltd.
No. 458-18, Sec. 2, Fenliiao, Linkou Dist., New Taipei City 244, Taiwan(R.O.C.)
Tel: +886-2172-1000 Fax: +886-2172-1322



Peak	Freq (MHz)	Level (dBuV/m)	Read Level (dBuV)	Factor (dB/m)	Limit Line (dBuV/m)	Over Limit (dB)	APos (cm)	TPos (deg)	Remark	Pol/Phase	Note
1	5451.000	47.64	5.52	42.12	54.00	-6.36	188		5 Average	Vertical	
2	5508.000	113.32	71.08	42.24	54.00	59.32	188		5 Average	Vertical	

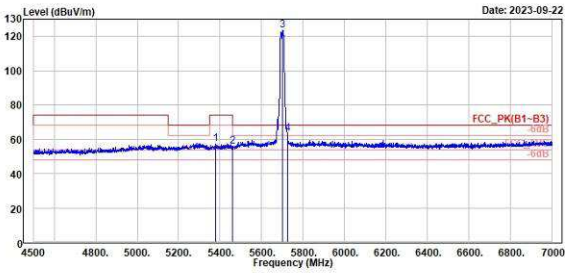
802.11ax HE20

CH 140 (Horizontal) Peak

CH 140 (Vertical) Peak



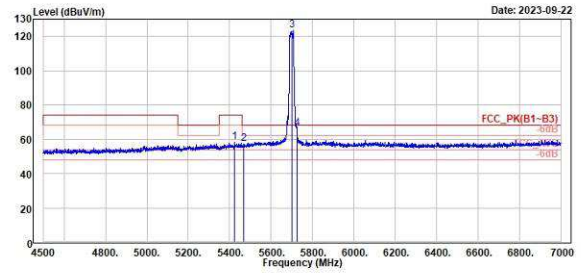
TÜV Rheinland Taiwan Ltd.
No. 458-18, Sec 2, Fenjiao, Linkou Dist., New Taipei City 244, Taiwan(R.O.C.)
Tel: +886-2172-1000 Fax: +886-2172-1322



Peak	Freq	Level	Read Level	Factor	Limit Line	Over Limit	APos	TPos	Remark	Pol/Phase	Note
	MHz	dBuV/m	dBuV	dB/m	dBuV/m	dB	cm	deg			
1	5377.500	57.33	15.17	42.16	74.00	-16.67	182	5	Peak	Horizontal	
2	5468.500	56.07	13.90	42.17	68.20	-12.13	182	5	Peak	Horizontal	
3	5700.000	123.61	81.24	42.37	68.20	55.41	182	5	Peak	Horizontal	
4	5725.000	63.15	20.66	42.49	68.20	-5.05	182	5	Peak	Horizontal	



TÜV Rheinland Taiwan Ltd.
No. 458-18, Sec 2, Fenjiao, Linkou Dist., New Taipei City 244, Taiwan(R.O.C.)
Tel: +886-2172-1000 Fax: +886-2172-1322



Peak	Freq	Level	Read Level	Factor	Limit Line	Over Limit	APos	TPos	Remark	Pol/Phase	Note
	MHz	dBuV/m	dBuV	dB/m	dBuV/m	dB	cm	deg			
1	5423.500	58.20	15.89	42.31	74.00	-15.80	194	4	Peak	Vertical	
2	5469.000	57.31	15.10	42.21	68.20	-10.89	194	4	Peak	Vertical	
3	5700.000	123.61	81.24	42.37	68.20	55.41	194	4	Peak	Vertical	
4	5725.500	66.25	23.76	42.49	68.20	-1.95	194	4	Peak	Vertical	

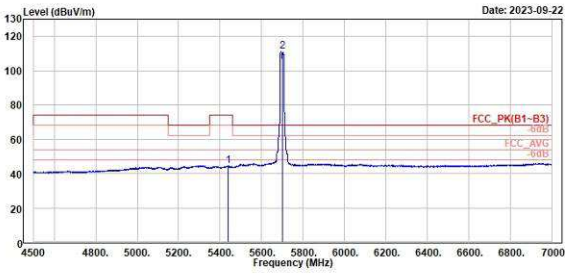
802.11ax HE20

CH 140 (Horizontal) Average

CH 140 (Vertical) Average



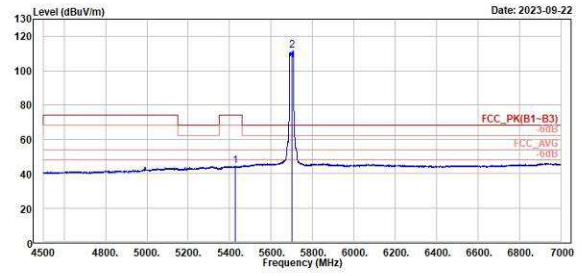
TÜV Rheinland Taiwan Ltd.
No. 458-18, Sec 2, Fenfiao, Linkou Dist., New Taipei City 244, Taiwan(R.O.C.)
Tel: +886-2172-1000 Fax: +886-2172-1322



Freq	Level	Read Level	Factor	Limit Line	Over Limit	APos	TPos	Remark	Pol/Phase	Note
MHz	dBuV/m	dBuV	dB/m	dBuV/m	dB	cm	deg			
1	5438.000	44.43	2.22	42.21	54.00	-9.57	182	5 Average	Horizontal	
2	5700.000	111.44	69.07	42.37	54.00	57.44	182	5 Average	Horizontal	



TÜV Rheinland Taiwan Ltd.
No. 458-18, Sec 2, Fenfiao, Linkou Dist., New Taipei City 244, Taiwan(R.O.C.)
Tel: +886-2172-1000 Fax: +886-2172-1322



Freq	Level	Read Level	Factor	Limit Line	Over Limit	APos	TPos	Remark	Pol/Phase	Note
MHz	dBuV/m	dBuV	dB/m	dBuV/m	dB	cm	deg			
1	5425.500	44.26	1.96	42.30	54.00	-9.74	194	4 Average	Vertical	
2	5700.000	111.55	69.18	42.37	54.00	57.55	194	4 Average	Vertical	

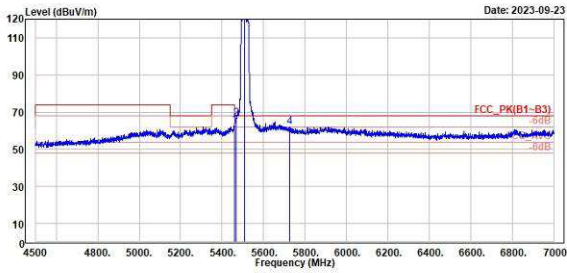
802.11ax HE40

CH 102 (Horizontal) Peak

CH 102 (Vertical) Peak



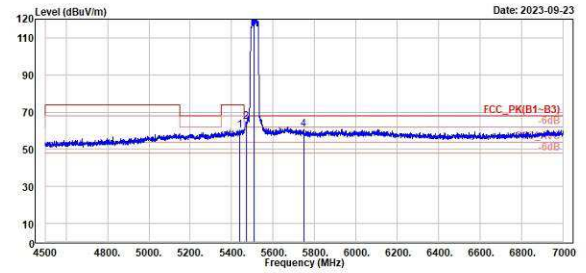
TUV Rheinland Taiwan Ltd.
No. 458-18, Sec 2, Fenfiao, Linkou Dist., New Taipei City 244, Taiwan(R.O.C.)
Tel: +886-2172-1000 Fax: +886-2172-1322



Peak	Freq (MHz)	Level (dBuV/m)	Read Level (dBuV)	Factor (dB/m)	Limit Line (dBuV/m)	Over Limit (dB)	APos (cm)	TPos (deg)	Remark	Pol/Phase	Note
1	5468.000	62.93	19.67	43.26	68.20	-5.27	185	5	Peak	Horizontal	
2	5469.000	66.77	23.50	43.27	68.20	-1.43	185	5	Peak	Horizontal	
3	5510.000	124.95	81.63	43.32	68.20	56.75	185	5	Peak	Horizontal	
4	5725.000	61.90	18.21	43.69	68.20	-6.30	185	5	Peak	Horizontal	



TUV Rheinland Taiwan Ltd.
No. 458-18, Sec 2, Fenfiao, Linkou Dist., New Taipei City 244, Taiwan(R.O.C.)
Tel: +886-2172-1000 Fax: +886-2172-1322



Peak	Freq (MHz)	Level (dBuV/m)	Read Level (dBuV)	Factor (dB/m)	Limit Line (dBuV/m)	Over Limit (dB)	APos (cm)	TPos (deg)	Remark	Pol/Phase	Note
1	5440.500	60.43	17.19	43.24	74.00	-13.57	205	5	Peak	Vertical	
2	5470.000	64.65	21.38	43.27	68.20	-3.55	205	5	Peak	Vertical	
3	5510.000	122.05	78.73	43.32	68.20	53.85	205	5	Peak	Vertical	
4	5748.000	60.62	16.91	43.71	68.20	-7.58	205	5	Peak	Vertical	

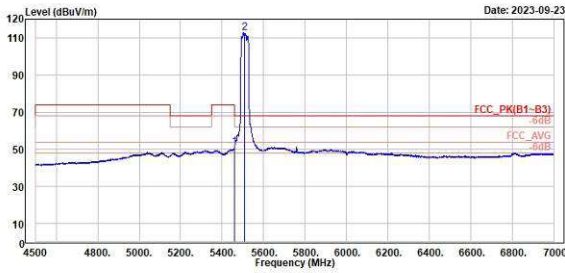
802.11ax HE40

CH 102 (Horizontal) Average

CH 102 (Vertical) Average



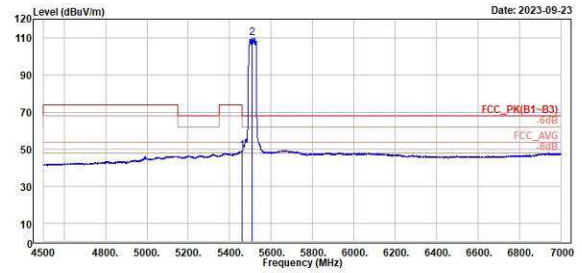
TÜV Rheinland Taiwan Ltd.
No. 458-18, Sec 2, Fenfiao, Linkou Dist., New Taipei City 244, Taiwan(R.O.C.)
Tel: +886-2172-1000 Fax: +886-2172-1322



Freq	Level	Read Level	Factor	Limit Line	Over Limit	APos	TPos	Remark	Pol/Phase	Note
MHz	dBuV/m	dBuV	dB/m	dBuV/m	dB	cm	deg			
1 5459.500	58.96	7.70	43.26	54.00	-3.04	185		5 Average	Horizontal	
2 * 5510.000	112.77	69.45	43.32	54.00	58.77	185		5 Average	Horizontal	



TÜV Rheinland Taiwan Ltd.
No. 458-18, Sec 2, Fenfiao, Linkou Dist., New Taipei City 244, Taiwan(R.O.C.)
Tel: +886-2172-1000 Fax: +886-2172-1322



Freq	Level	Read Level	Factor	Limit Line	Over Limit	APos	TPos	Remark	Pol/Phase	Note
MHz	dBuV/m	dBuV	dB/m	dBuV/m	dB	cm	deg			
1 5460.000	49.33	6.87	43.26	54.00	-4.67	285		5 Average	Vertical	
2 * 5510.000	118.00	66.68	43.32	54.00	56.00	285		5 Average	Vertical	

802.11ax HE40

CH 110 (Horizontal) Peak

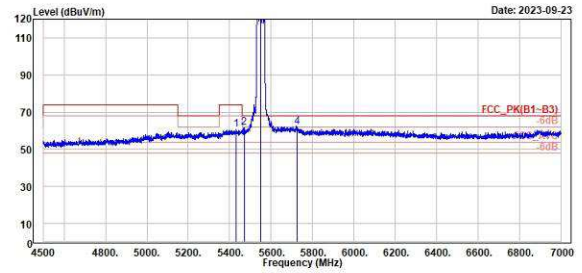
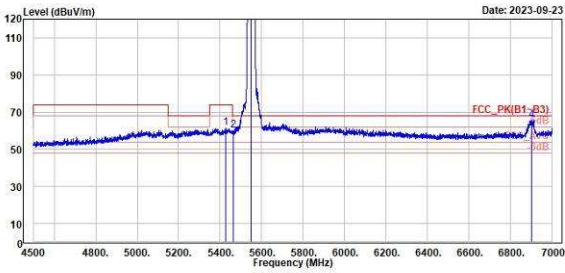
CH 110 (Vertical) Peak



TÜV Rheinland Taiwan Ltd.
No. 458-18, Sec 2, Fenfiao, Linkou Dist., New Taipei City 244, Taiwan(R.O.C.)
Tel: +886-2172-1000 Fax: +886-2172-1322



TÜV Rheinland Taiwan Ltd.
No. 458-18, Sec 2, Fenfiao, Linkou Dist., New Taipei City 244, Taiwan(R.O.C.)
Tel: +886-2172-1000 Fax: +886-2172-1322



Peak	Freq	Level	Read Level	Factor	Limit	Over	APos	TPos	Remark	Pol/Phase	Note
	MHz	dBuV/m	dBuV	dB/m	dBuV/m	dB	cm	deg			
1	5432.000	61.57	18.34	43.23	74.00	-12.43	190	5	Peak	Horizontal	
2	5463.000	60.45	17.19	43.26	68.20	-7.75	190	5	Peak	Horizontal	
3	5550.000	123.08	80.54	43.44	68.20	55.78	190	5	Peak	Horizontal	
4	6902.500	65.59	20.36	45.23	68.20	-2.61	190	5	Peak	Horizontal	

Peak	Freq	Level	Read Level	Factor	Limit	Over	APos	TPos	Remark	Pol/Phase	Note
	MHz	dBuV/m	dBuV	dB/m	dBuV/m	dB	cm	deg			
1	5432.000	60.83	17.59	43.24	74.00	-13.17	200	4	Peak	Vertical	
2	5470.000	61.44	18.17	43.27	68.20	-6.76	200	4	Peak	Vertical	
3	5550.000	122.98	79.54	43.44	68.20	54.78	200	4	Peak	Vertical	
4	5727.000	61.95	18.26	43.69	68.20	-6.25	200	4	Peak	Vertical	

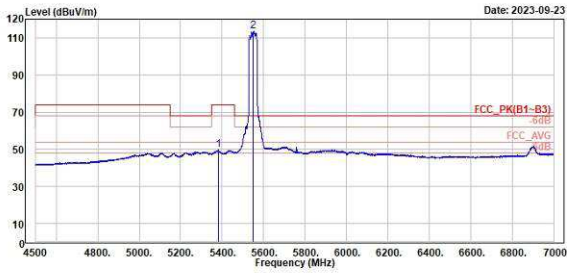
802.11ax HE40

CH 110 (Horizontal) Average

CH 110 (Vertical) Average



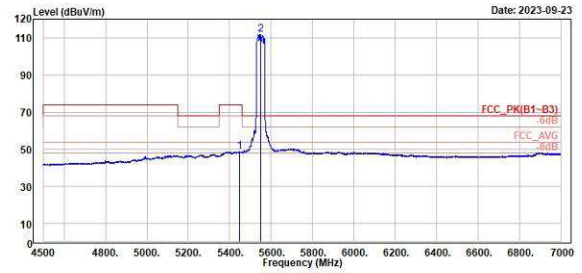
TÜV Rheinland Taiwan Ltd.
No. 458-18, Sec 2, Fenfiao, Linkou Dist., New Taipei City 244, Taiwan(R.O.C.)
Tel: +886-2172-1000 Fax: +886-2172-1322



Freq	Level	Read Level	Factor	Limit Line	Over Limit	APos	TPos	Remark	Pol/Phase	Note
MHz	dBuV/m	dBuV	dB/m	dBuV/m	dB	cm	deg			
1 5382.500	49.53	6.40	43.13	54.00	-4.47	190		5 Average	Horizontal	
2 * 5558.000	113.77	70.33	43.44	54.00	59.77	190		5 Average	Horizontal	



TÜV Rheinland Taiwan Ltd.
No. 458-18, Sec 2, Fenfiao, Linkou Dist., New Taipei City 244, Taiwan(R.O.C.)
Tel: +886-2172-1000 Fax: +886-2172-1322



Freq	Level	Read Level	Factor	Limit Line	Over Limit	APos	TPos	Remark	Pol/Phase	Note
MHz	dBuV/m	dBuV	dB/m	dBuV/m	dB	cm	deg			
1 5448.500	48.73	5.48	43.25	54.00	-5.27	200		4 Average	Vertical	
2 * 5558.000	111.97	68.53	43.44	54.00	57.97	200		4 Average	Vertical	

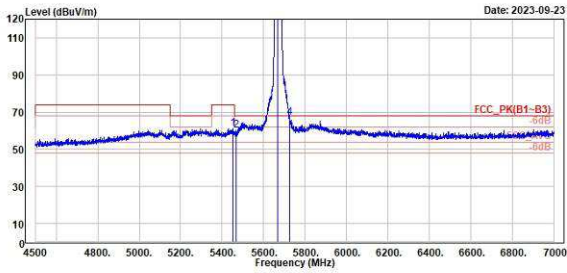
802.11ax HE40

CH 134 (Horizontal) Peak

CH 134 (Vertical) Peak



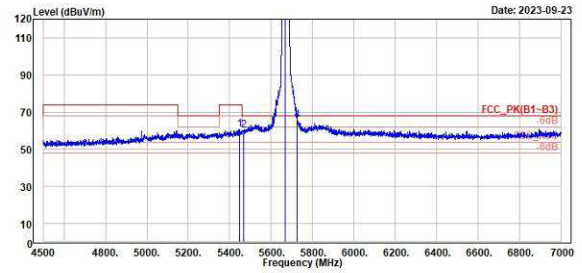
TUV Rheinland Taiwan Ltd.
No. 458-18, Sec 2, Fenfiao, Linkou Dist., New Taipei City 244, Taiwan(R.O.C.)
Tel: +886-2172-1000 Fax: +886-2172-1322



Peak	Freq	Level	Read Level	Factor	Limit Line	Over Limit	APos	TPos	Remark	Pol/Phase	Note
	MHz	dBuV/m	dBuV	dB/m	dBuV/m	dB	cm	deg			
1	5452.500	61.37	18.12	43.25	74.00	-12.63	189		5 Peak	Horizontal	
2	5468.500	60.13	16.86	43.27	68.20	-6.07	189		5 Peak	Horizontal	
3 *	5670.000	127.47	83.95	43.52	68.20	59.27	189		5 Peak	Horizontal	
4 !	5726.000	66.94	23.25	43.69	68.20	-1.26	189		5 Peak	Horizontal	



TUV Rheinland Taiwan Ltd.
No. 458-18, Sec 2, Fenfiao, Linkou Dist., New Taipei City 244, Taiwan(R.O.C.)
Tel: +886-2172-1000 Fax: +886-2172-1322



Peak	Freq	Level	Read Level	Factor	Limit Line	Over Limit	APos	TPos	Remark	Pol/Phase	Note
	MHz	dBuV/m	dBuV	dB/m	dBuV/m	dB	cm	deg			
1	5449.500	60.77	17.52	43.25	74.00	-13.23	197		5 Peak	Vertical	
2	5469.500	60.23	16.96	43.27	68.20	-7.97	197		5 Peak	Vertical	
3 *	5670.000	126.19	82.67	43.52	68.20	57.99	197		5 Peak	Vertical	
4 !	5725.500	65.58	21.89	43.69	68.20	-2.62	197		5 Peak	Vertical	

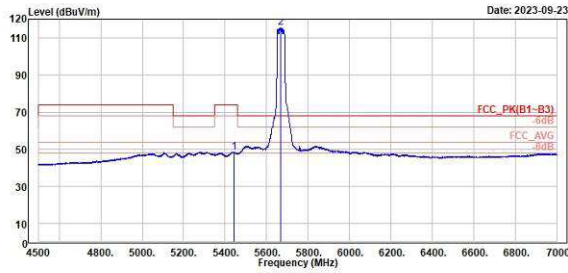
802.11ax HE40

CH 134 (Horizontal) Average

CH 134 (Vertical) Average



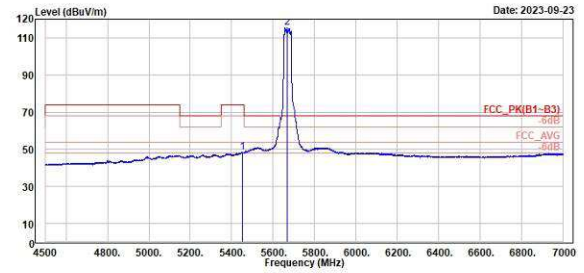
TÜV Rheinland Taiwan Ltd.
No. 458-18, Sec 2, Fenfiao, Linkou Dist., New Taipei City 244, Taiwan(R.O.C.)
Tel: +886-2172-1000 Fax: +886-2172-1322



Freq	Level	Read Level	Factor	Limit Line	Over Limit	APos	TPos	Remark	Pol/Phase	Note
MHz	dBuV/m	dBuV	dB/m	dBuV/m	dB	cm	deg			
1 5444.000	48.57	5.32	43.25	54.00	-5.43	189		5 Average	Horizontal	
2 * 5670.000	115.43	71.91	43.52	54.00	61.43	189		5 Average	Horizontal	



TÜV Rheinland Taiwan Ltd.
No. 458-18, Sec 2, Fenfiao, Linkou Dist., New Taipei City 244, Taiwan(R.O.C.)
Tel: +886-2172-1000 Fax: +886-2172-1322



Freq	Level	Read Level	Factor	Limit Line	Over Limit	APos	TPos	Remark	Pol/Phase	Note
MHz	dBuV/m	dBuV	dB/m	dBuV/m	dB	cm	deg			
1 5452.500	48.25	5.00	43.25	54.00	-5.75	197		5 Average	Vertical	
2 * 5670.000	115.29	71.77	43.52	54.00	61.29	197		5 Average	Vertical	

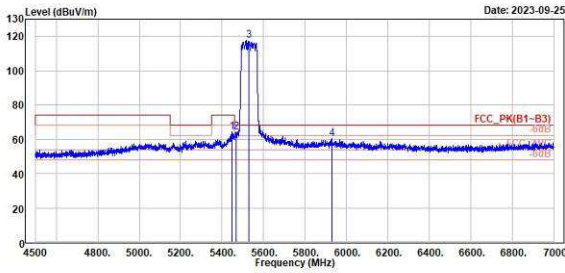
802.11ax HE80

CH 106 (Horizontal) Peak

CH 106 (Vertical) Peak



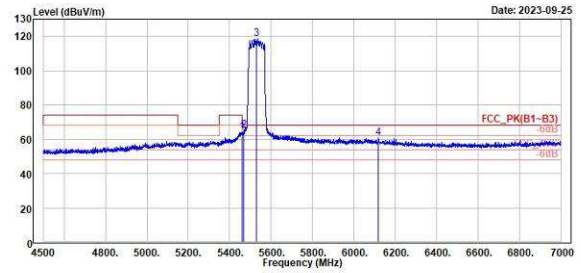
TÜV Rheinland Taiwan Ltd.
No. 458-18, Sec 2, Fenfiao, Linkou Dist., New Taipei City 244, Taiwan(R.O.C.)
Tel: +886-2172-1000 Fax: +886-2172-1322



	Freq	Level	Read	Limit	Over	APos	TPos	Remark	Pol/Phase	Note
	MHz	dBuV/m	dBuV	dB/m	dBuV/m	dB	cm	deg		
1	5446.500	64.17	22.02	42.15	74.00	-9.83	195	5 Peak	Horizontal	
2	5466.500	64.36	22.16	42.20	65.20	-3.84	195	5 Peak	Horizontal	
3 *	5530.000	117.80	75.49	42.31	68.20	49.00	195	5 Peak	Horizontal	
4	5930.000	60.14	17.30	42.84	68.20	-8.06	195	5 Peak	Horizontal	



TÜV Rheinland Taiwan Ltd.
No. 458-18, Sec 2, Fenfiao, Linkou Dist., New Taipei City 244, Taiwan(R.O.C.)
Tel: +886-2172-1000 Fax: +886-2172-1322



	Freq	Level	Read	Limit	Over	APos	TPos	Remark	Pol/Phase	Note
	MHz	dBuV/m	dBuV	dB/m	dBuV/m	dB	cm	deg		
1	5460.000	64.44	22.27	42.17	68.20	-3.76	195	4 Peak	Vertical	
2	5467.000	65.38	23.18	42.20	68.20	-2.82	195	4 Peak	Vertical	
3 *	5530.000	118.65	76.34	42.31	68.20	50.45	195	4 Peak	Vertical	
4	6117.000	60.75	17.22	43.53	68.20	-7.45	195	4 Peak	Vertical	

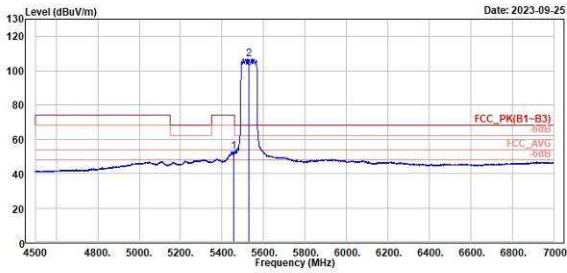
802.11ax HE80

CH 106 (Horizontal) Average

CH 106 (Vertical) Average



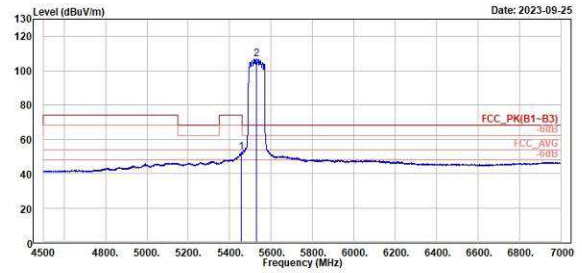
TÜV Rheinland Taiwan Ltd.
No. 458-18, Sec 2, Fenfiao, Linkou Dist., New Taipei City 244, Taiwan(R.O.C.)
Tel: +886-2172-1000 Fax: +886-2172-1322



Freq	Level	Read Level	Factor	Limit Line	Over Limit	APos	TPos	Remark	Pol/Phase	Note
MHz	dBuV/m	dBuV	dB/m	dBuV/m	dB	cm	deg			
1 5455.000	53.11	10.97	42.14	54.00	-0.89	195		5 Average	Horizontal	
2 * 5530.000	107.00	64.69	42.31	54.00	53.00	195		5 Average	Horizontal	



TÜV Rheinland Taiwan Ltd.
No. 458-18, Sec 2, Fenfiao, Linkou Dist., New Taipei City 244, Taiwan(R.O.C.)
Tel: +886-2172-1000 Fax: +886-2172-1322



Freq	Level	Read Level	Factor	Limit Line	Over Limit	APos	TPos	Remark	Pol/Phase	Note
MHz	dBuV/m	dBuV	dB/m	dBuV/m	dB	cm	deg			
1 5457.000	52.26	10.11	42.15	54.00	-1.74	195		4 Average	Vertical	
2 * 5530.000	108.66	64.35	42.31	54.00	52.66	195		4 Average	Vertical	

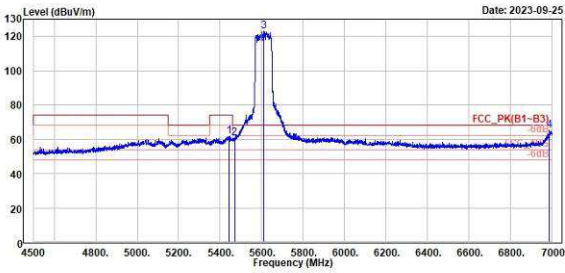
802.11ax HE80

CH 122 (Horizontal) Peak

CH 122 (Vertical) Peak



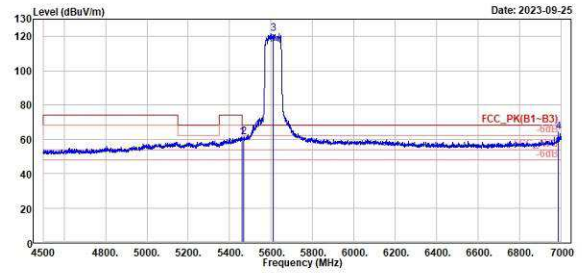
TÜV Rheinland Taiwan Ltd.
No. 458-18, Sec 2, Fenfiao, Linkou Dist., New Taipei City 244, Taiwan(R.O.C.)
Tel: +886-2172-1000 Fax: +886-2172-1322



Peak	Freq	Level	Read Level	Factor	Limit Line	Over Limit	APos	TPos	Remark	Pol/Phase	Note
	MHz	dBuV/m	dBuV	dB/m	dBuV/m	dB	cm	deg			
1	5444.000	61.71	19.54	42.17	74.00	-12.29	188		4 Peak	Horizontal	
2	5470.000	69.92	19.71	42.21	68.20	-7.28	188		4 Peak	Horizontal	
3 *	5610.000	123.15	80.89	42.26	68.20	54.95	188		4 Peak	Horizontal	
4 !	6989.000	65.26	21.51	43.75	68.20	-2.94	188		4 Peak	Horizontal	



TÜV Rheinland Taiwan Ltd.
No. 458-18, Sec 2, Fenfiao, Linkou Dist., New Taipei City 244, Taiwan(R.O.C.)
Tel: +886-2172-1000 Fax: +886-2172-1322



Peak	Freq	Level	Read Level	Factor	Limit Line	Over Limit	APos	TPos	Remark	Pol/Phase	Note
	MHz	dBuV/m	dBuV	dB/m	dBuV/m	dB	cm	deg			
1	5459.500	61.37	19.21	42.16	74.00	-12.63	196		5 Peak	Vertical	
2	5466.500	61.22	19.02	42.20	68.20	-6.98	196		5 Peak	Vertical	
3 *	5610.000	121.72	79.46	42.26	68.20	53.52	196		5 Peak	Vertical	
4 !	6989.500	64.12	20.37	43.75	68.20	-4.08	196		5 Peak	Vertical	

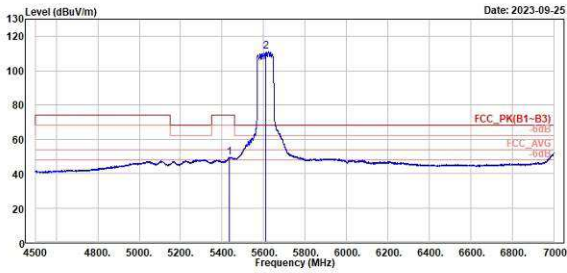
802.11ax HE80

CH 122 (Horizontal) Average

CH 122 (Vertical) Average



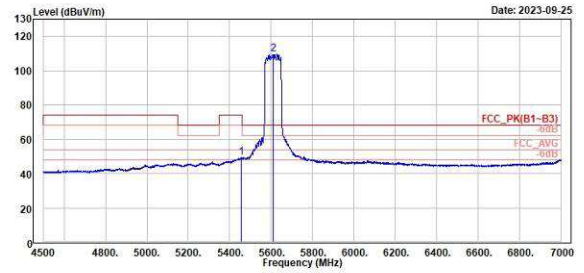
TÜV Rheinland Taiwan Ltd.
No. 458-18, Sec 2, Fenliao, Linkou Dist., New Taipei City 244, Taiwan(R.O.C.)
Tel: +886-2172-1000 Fax: +886-2172-1322



Freq	Level	Read	Limit	Over	APos	TPos	Remark	Pol/Phase	Note
MHz	dBuV/m	dBuV	dB/m	dBuV/m	dB	cm	deg		
1 5436.500	49.51	7.29	42.22	54.00	-4.49	188	4 Average	Horizontal	
2 * 5618.000	118.99	68.73	42.26	54.00	56.99	188	4 Average	Horizontal	



TÜV Rheinland Taiwan Ltd.
No. 458-18, Sec 2, Fenliao, Linkou Dist., New Taipei City 244, Taiwan(R.O.C.)
Tel: +886-2172-1000 Fax: +886-2172-1322



Freq	Level	Read	Limit	Over	APos	TPos	Remark	Pol/Phase	Note
MHz	dBuV/m	dBuV	dB/m	dBuV/m	dB	cm	deg		
1 5456.500	49.26	7.11	42.15	54.00	-4.74	196	5 Average	Vertical	
2 * 5618.000	109.51	67.25	42.26	54.00	55.51	196	5 Average	Vertical	