

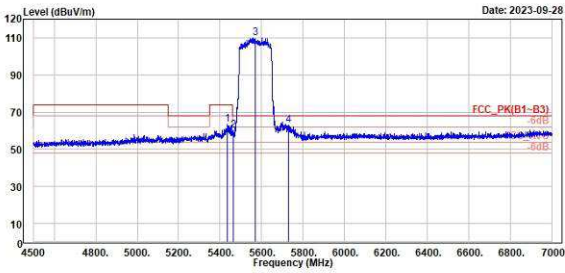
802.11ax HE160

CH 114 (Horizontal) Peak

CH 114 (Vertical) Peak



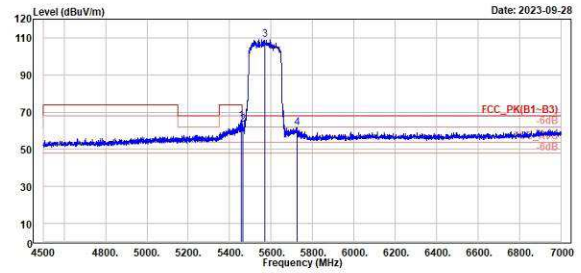
TÜV Rheinland Taiwan Ltd.  
No. 458-18, Sec 2, Fenliao, Linkou Dist., New Taipei City 244, Taiwan(R.O.C.)  
Tel: +886-2172-1000 Fax: +886-2172-1322



Peak	Freq (MHz)	Level (dBuV/m)	Read Level (dBuV)	Factor (dB)	Limit Line (dBuV/m)	Over Limit (dB)	APos (cm)	TPos (deg)	Remark	Pol/Phase	Note
1	5434.50	63.31	20.87	43.24	74.00	-10.69	193	360	Peak	Horizontal	
2	5462.50	60.27	17.01	43.26	65.20	-7.93	193	360	Peak	Horizontal	
3 *	5570.00	109.80	66.39	43.41	68.20	41.00	193	360	Peak	Horizontal	
4 !	5728.00	62.83	19.14	43.69	68.20	-5.37	193	360	Peak	Horizontal	



TÜV Rheinland Taiwan Ltd.  
No. 458-18, Sec 2, Fenliao, Linkou Dist., New Taipei City 244, Taiwan(R.O.C.)  
Tel: +886-2172-1000 Fax: +886-2172-1322



Peak	Freq (MHz)	Level (dBuV/m)	Read Level (dBuV)	Factor (dB)	Limit Line (dBuV/m)	Over Limit (dB)	APos (cm)	TPos (deg)	Remark	Pol/Phase	Note
1	5454.00	65.03	21.77	43.26	74.00	-8.97	191	360	Peak	Vertical	
2 !	5464.00	63.43	20.17	43.26	68.20	-4.77	191	360	Peak	Vertical	
3 *	5570.00	109.25	65.84	43.41	68.20	41.05	191	360	Peak	Vertical	
4 !	5727.50	61.74	18.05	43.69	68.20	-6.46	191	360	Peak	Vertical	

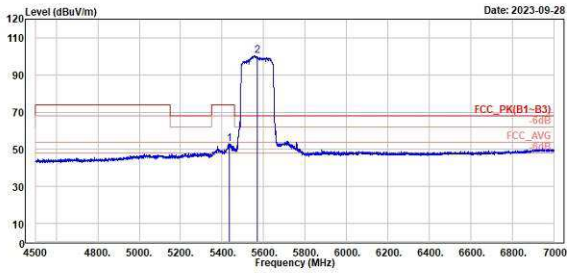
802.11ax HE160

CH 114 (Horizontal) Average

CH 114 (Vertical) Average



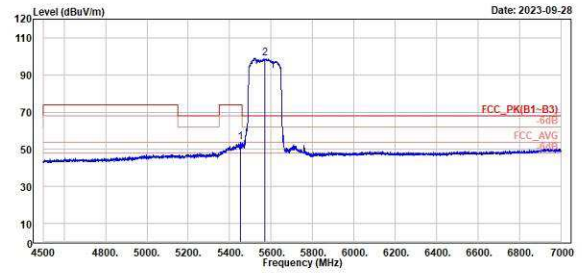
TÜV Rheinland Taiwan Ltd.  
No. 458-18, Sec 2, Fenfiao, Linkou Dist., New Taipei City 244, Taiwan(R.O.C.)  
Tel: +886-2172-1000 Fax: +886-2172-1322



Peak	Freq (MHz)	Level (dBuV/m)	Read Level (dBuV)	Factor	Limit Line (dB/m)	Over Limit (dBuV/m)	APos (dB)	TPos (cm)	Remark	Pol/Phase	Note
1	5433.50	53.14	9.98	43.24	54.00	-0.86	193	360	Average	Horizontal	
2	5570.00	100.61	57.20	43.41	54.00	46.61	193	360	Average	Horizontal	



TÜV Rheinland Taiwan Ltd.  
No. 458-18, Sec 2, Fenfiao, Linkou Dist., New Taipei City 244, Taiwan(R.O.C.)  
Tel: +886-2172-1000 Fax: +886-2172-1322



Peak	Freq (MHz)	Level (dBuV/m)	Read Level (dBuV)	Factor	Limit Line (dB/m)	Over Limit (dBuV/m)	APos (dB)	TPos (cm)	Remark	Pol/Phase	Note
1	5453.50	53.81	10.55	43.26	54.00	-0.19	191	360	Average	Vertical	
2	5570.00	99.08	55.67	43.41	54.00	45.08	191	360	Average	Vertical	

Mask, 5.725GHz ~ 5.85GHz  
U-NII-3

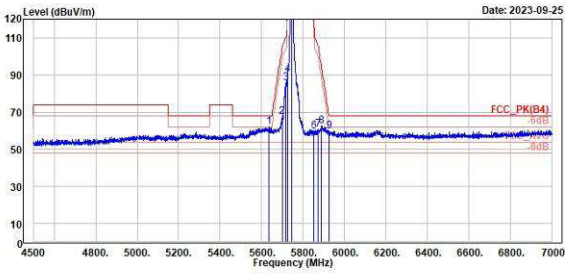
802.11a

CH 149 (Horizontal) Peak

CH 149 (Vertical) Peak



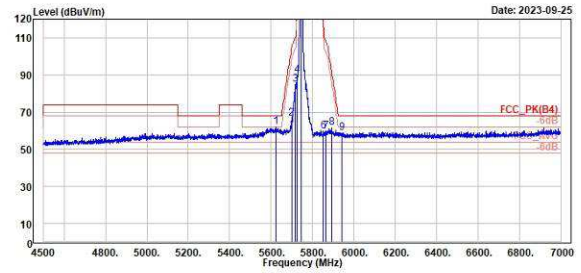
TÜV Rheinland Taiwan Ltd.  
No. 458-18, Sec 2, Fenfiao, Linkou Dist., New Taipei City 244, Taiwan(R.O.C.)  
Tel: +886-2172-1000 Fax: +886-2172-1322



Freq	Level	Read		Limit		APos	TPos	Remark	Pol/Phase	Note
		Level	Factor	Line	Limit					
MHz	dBuV/m	dBuV	dB/m	dBuV/m	dB	cm	deg			
1	5634.50	61.85	18.44	43.41	68.20	-6.35	185	360 Peak	Horizontal	
2	5699.00	67.46	23.80	43.66	104.46	-37.00	193	360 Peak	Horizontal	
3	5717.00	85.58	41.90	43.68	109.96	-24.38	185	360 Peak	Horizontal	
4	5725.00	90.30	46.61	43.69	130.00	-39.70	185	360 Peak	Horizontal	
5	5745.00	127.73	84.03	43.70	130.00	-2.27	185	360 Peak	Horizontal	
6	5853.00	59.83	15.82	44.01	110.48	-56.65	185	360 Peak	Horizontal	
7	5873.00	68.69	16.63	44.06	185.76	-45.07	193	360 Peak	Horizontal	
8	5890.50	62.43	18.32	44.11	93.70	-31.27	185	360 Peak	Horizontal	
9	5925.00	59.86	15.65	44.21	68.20	-8.34	185	360 Peak	Horizontal	



TÜV Rheinland Taiwan Ltd.  
No. 458-18, Sec 2, Fenfiao, Linkou Dist., New Taipei City 244, Taiwan(R.O.C.)  
Tel: +886-2172-1000 Fax: +886-2172-1322



Freq	Level	Read		Limit		APos	TPos	Remark	Pol/Phase	Note
		Level	Factor	Line	Limit					
MHz	dBuV/m	dBuV	dB/m	dBuV/m	dB	cm	deg			
1	5623.00	61.87	18.47	43.40	68.20	-6.33	193	360 Peak	Vertical	
2	5699.00	66.78	23.84	43.66	104.46	-37.76	193	360 Peak	Vertical	
3	5718.50	85.06	41.38	43.68	110.38	-25.32	193	360 Peak	Vertical	
4	5724.50	89.86	46.17	43.69	128.08	-38.22	193	360 Peak	Vertical	
5	5745.00	124.66	80.96	43.70	130.00	-5.34	193	360 Peak	Vertical	
6	5853.00	59.75	15.72	44.01	110.48	-56.75	193	360 Peak	Vertical	
7	5863.00	59.83	15.80	44.03	188.56	-48.73	193	360 Peak	Vertical	
8	5894.50	61.50	17.38	44.12	90.73	-29.23	193	360 Peak	Vertical	
9	5943.00	58.83	14.57	44.26	68.20	-9.37	193	360 Peak	Vertical	

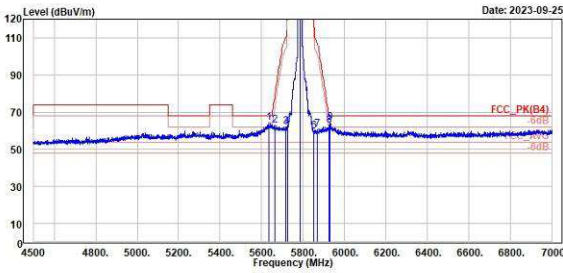
802.11a

CH 157 (Horizontal) Peak

CH 157 (Vertical) Peak



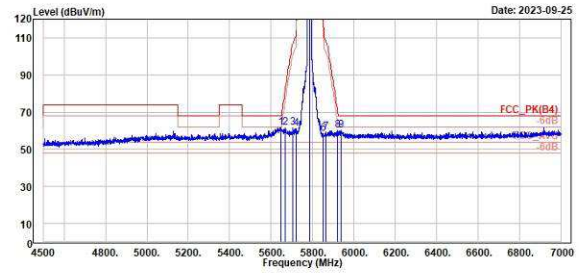
TÜV Rheinland Taiwan Ltd.  
No. 438-18, Sec 2, Fenliao, Linkou Dist., New Taipei City 244, Taiwan(R.O.C.)  
Tel: +886-2172-1000 Fax: +886-2172-1322



Freq	Level	Read		Limit		APos	TPos	Remark	Pol/Phase	Note
		Level	Factor	Line	Limit					
MHz	dBuV/m	dBuV	dB/m	dBuV/m	dB	cm	deg			
1	5635.00	64.42	21.01	43.41	68.20	-3.78	191	0 Peak	Horizontal	
2	5663.00	63.09	19.61	43.48	77.85	14.76	191	0 Peak	Horizontal	
3	5719.00	62.03	18.35	43.68	110.52	-48.49	191	0 Peak	Horizontal	
4	5723.50	62.25	18.57	43.68	124.24	-61.99	191	0 Peak	Horizontal	
5	5785.00	128.09	84.28	43.81	130.00	-1.91	191	0 Peak	Horizontal	
6	5853.50	59.62	15.61	44.01	116.56	-56.94	191	0 Peak	Horizontal	
7	5869.00	60.62	16.57	44.05	106.88	-46.26	191	0 Peak	Horizontal	
8	5924.50	62.97	18.76	44.21	68.57	-5.60	191	0 Peak	Horizontal	
9	5930.50	64.30	20.08	44.22	68.20	-3.90	191	0 Peak	Horizontal	



TÜV Rheinland Taiwan Ltd.  
No. 438-18, Sec 2, Fenliao, Linkou Dist., New Taipei City 244, Taiwan(R.O.C.)  
Tel: +886-2172-1000 Fax: +886-2172-1322



Freq	Level	Read		Limit		APos	TPos	Remark	Pol/Phase	Note
		Level	Factor	Line	Limit					
MHz	dBuV/m	dBuV	dB/m	dBuV/m	dB	cm	deg			
1	5647.50	61.79	18.37	43.42	68.20	-6.41	189	360 Peak	Vertical	
2	5669.00	61.62	18.10	43.52	82.30	-20.68	189	360 Peak	Vertical	
3	5704.00	61.81	18.14	43.67	106.32	-44.51	189	360 Peak	Vertical	
4	5720.00	61.23	17.55	43.68	110.80	-49.57	189	360 Peak	Vertical	
5	5785.00	124.38	80.57	43.81	130.00	-5.62	189	360 Peak	Vertical	
6	5852.00	58.39	14.40	43.99	122.32	-63.93	189	360 Peak	Vertical	
7	5866.50	59.28	15.24	44.04	107.50	-48.30	189	360 Peak	Vertical	
8	5920.50	60.19	16.00	44.19	71.52	-11.33	189	360 Peak	Vertical	
9	5938.50	60.13	15.88	44.25	68.20	-8.07	189	360 Peak	Vertical	

802.11a

CH 165 (Horizontal) Peak

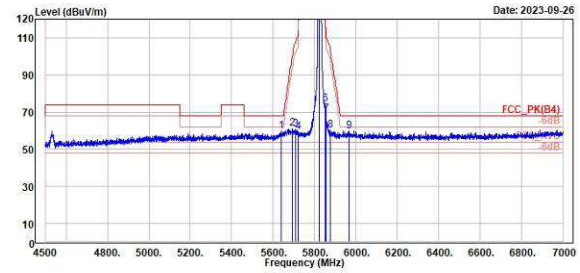
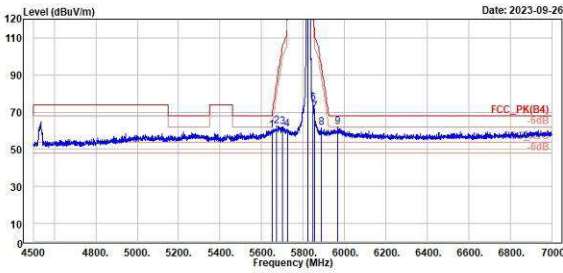
CH 165 (Vertical) Peak



TÜV Rheinland Taiwan Ltd.  
No. 458-18, Sec 2, Fenliao, Linkou Dist., New Taipei City 244, Taiwan(R.O.C.)  
Tel: +886-2172-1000 Fax: +886-2172-1322



TÜV Rheinland Taiwan Ltd.  
No. 458-18, Sec 2, Fenliao, Linkou Dist., New Taipei City 244, Taiwan(R.O.C.)  
Tel: +886-2172-1000 Fax: +886-2172-1322



No.	Freq MHz	Level dBuV/m	Read		Limit		APos	TPos	Remark	Pol/Phase	Note
			Level Factor	dBuV	Line	Limit					
1	5650.00	60.26	16.84	43.42	68.20	-7.94	189	360 Peak	Horizontal		
2	5671.50	62.62	19.09	43.53	84.15	-21.53	189	360 Peak	Horizontal		
3	5701.50	61.87	18.20	43.67	105.62	-43.75	189	360 Peak	Horizontal		
4	5723.50	60.75	17.07	43.68	124.24	-63.49	189	360 Peak	Horizontal		
5	5825.00	126.18	82.26	43.92	130.00	-3.82	189	360 Peak	Horizontal		
6	5856.00	74.63	30.64	43.99	130.00	-55.37	189	360 Peak	Horizontal		
7	5855.50	70.15	26.14	44.01	110.66	-40.51	189	360 Peak	Horizontal		
8	5888.50	61.71	17.60	44.11	95.18	-33.47	189	360 Peak	Horizontal		
9	5967.00	61.85	17.46	44.39	68.20	-6.35	189	360 Peak	Horizontal		

No.	Freq MHz	Level dBuV/m	Read		Limit		APos	TPos	Remark	Pol/Phase	Note
			Level Factor	dBuV	Line	Limit					
1	5638.50	59.56	16.15	43.41	68.20	-8.64	184	360 Peak	Vertical		
2	5692.50	60.95	17.32	43.63	99.67	-38.72	184	360 Peak	Vertical		
3	5711.00	60.76	17.09	43.67	108.28	-47.52	184	360 Peak	Vertical		
4	5722.50	59.45	15.77	43.68	120.40	-60.95	184	360 Peak	Vertical		
5	5825.00	123.89	79.97	43.92	130.00	-6.11	184	360 Peak	Vertical		
6	5852.00	74.31	30.32	43.99	122.32	-46.01	184	360 Peak	Vertical		
7	5855.50	68.97	24.96	44.01	110.66	-41.69	184	360 Peak	Vertical		
8	5876.00	60.09	16.03	44.06	104.46	-44.37	184	360 Peak	Vertical		
9	5968.00	59.62	15.22	44.40	68.20	-8.58	184	360 Peak	Vertical		

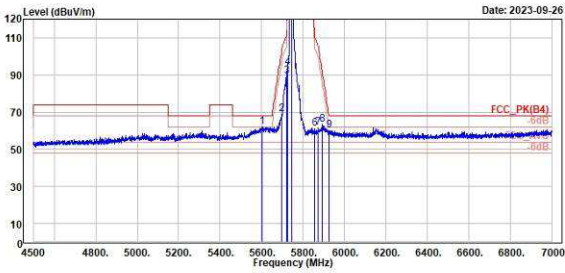
802.11ax HE20

CH 149 (Horizontal) Peak

CH 149 (Vertical) Peak



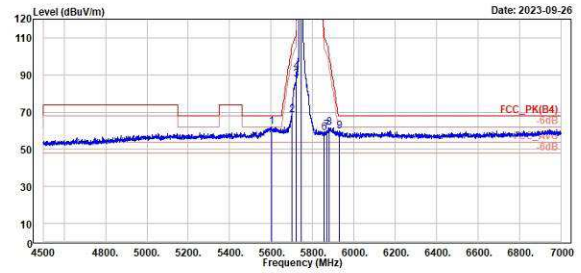
TUV Rheinland Taiwan Ltd.  
No. 438-18, Sec 2, Fenfiao, Linkou Dist., New Taipei City 244, Taiwan(R.O.C.)  
Tel: +886-2172-1000 Fax: +886-2172-1322



Peak	Freq (MHz)	Level (dBuV/m)	Read Level (dBuV)	Factor (dB)	Limit Line (dBuV/m)	Over Limit (dB)	APos (cm)	TPos (deg)	Remark	Pol/Phase	Note
1	5683.00	62.20	18.82	43.38	68.20	-6.00	191	360	Peak	Horizontal	
2	5690.50	68.00	25.15	43.05	104.00	-35.29	191	360	Peak	Horizontal	
3	5720.00	89.35	45.67	43.68	110.00	-21.45	191	360	Peak	Horizontal	
4	5725.00	94.13	50.44	43.69	130.00	-35.87	191	360	Peak	Horizontal	
5	5745.00	128.49	84.79	43.70	130.00	-1.51	191	360	Peak	Horizontal	
6	5855.00	60.96	16.95	44.01	110.00	-49.04	191	360	Peak	Horizontal	
7	5874.00	61.55	17.49	44.06	185.48	-43.93	191	360	Peak	Horizontal	
8	5894.50	63.41	19.29	44.12	90.73	-27.32	191	360	Peak	Horizontal	
9	5925.50	60.21	16.00	44.21	68.20	-7.99	191	360	Peak	Horizontal	



TUV Rheinland Taiwan Ltd.  
No. 438-18, Sec 2, Fenfiao, Linkou Dist., New Taipei City 244, Taiwan(R.O.C.)  
Tel: +886-2172-1000 Fax: +886-2172-1322



Peak	Freq (MHz)	Level (dBuV/m)	Read Level (dBuV)	Factor (dB)	Limit Line (dBuV/m)	Over Limit (dB)	APos (cm)	TPos (deg)	Remark	Pol/Phase	Note
1	5681.00	62.17	18.79	43.38	68.20	-6.03	185	360	Peak	Vertical	
2	5700.00	68.25	24.59	43.66	105.20	-36.95	185	360	Peak	Vertical	
3	5720.00	87.72	44.04	43.68	110.00	-23.08	185	360	Peak	Vertical	
4	5723.00	91.54	47.86	43.68	122.32	-30.78	185	360	Peak	Vertical	
5	5745.00	127.41	83.71	43.70	130.00	-2.59	185	360	Peak	Vertical	
6	5854.50	58.02	14.01	44.01	112.72	-53.90	185	360	Peak	Vertical	
7	5868.00	60.45	16.40	44.05	107.16	-46.71	185	360	Peak	Vertical	
8	5881.00	61.76	17.68	44.08	100.74	-38.98	185	360	Peak	Vertical	
9	5931.00	59.67	15.45	44.22	68.20	-8.53	185	360	Peak	Vertical	

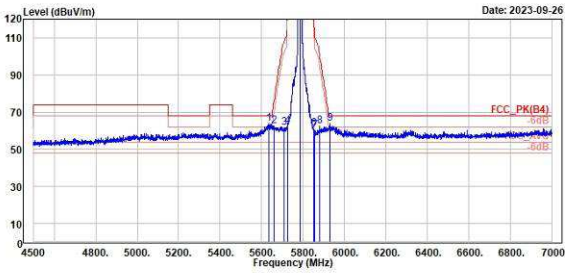
802.11ax HE20

CH 157 (Horizontal) Peak

CH 157 (Vertical) Peak



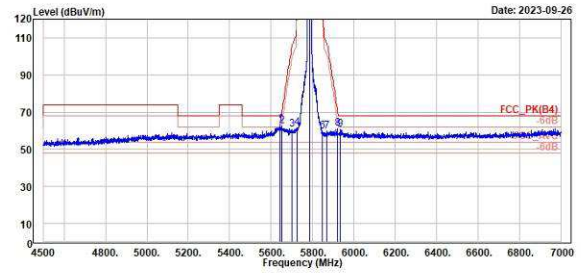
TÜV Rheinland Taiwan Ltd.  
No. 438-18, Sec 2, Fenfiao, Linkou Dist., New Taipei City 244, Taiwan(R.O.C.)  
Tel: +886-2172-1000 Fax: +886-2172-1322



Freq	Level	Read		Limit		APos	TPos	Remark	Pol/Phase	Note
		Level	Factor	Line	Limit					
MHz	dBuV/m	dBuV	dB/m	dBuV/m	dB	cm	deg			
1	5634.50	64.00	20.59	43.41	68.20	-4.20	190	360 Peak	Horizontal	
2	5661.00	62.70	19.23	43.47	76.37	-13.67	190	360 Peak	Horizontal	
3	5708.00	61.76	18.09	43.67	107.44	-45.68	190	360 Peak	Horizontal	
4	5724.00	62.69	19.00	43.69	126.16	-63.47	190	360 Peak	Horizontal	
5	5785.00	129.46	85.65	43.81	130.00	-0.54	190	360 Peak	Horizontal	
6	5856.00	61.21	17.22	43.99	128.08	-66.87	190	360 Peak	Horizontal	
7	5856.00	60.26	16.25	44.01	119.52	-50.26	190	360 Peak	Horizontal	
8	5881.50	62.29	18.21	44.08	100.37	-38.08	190	360 Peak	Horizontal	
9	5930.50	63.66	19.44	44.22	68.20	-4.54	190	360 Peak	Horizontal	



TÜV Rheinland Taiwan Ltd.  
No. 438-18, Sec 2, Fenfiao, Linkou Dist., New Taipei City 244, Taiwan(R.O.C.)  
Tel: +886-2172-1000 Fax: +886-2172-1322



Freq	Level	Read		Limit		APos	TPos	Remark	Pol/Phase	Note
		Level	Factor	Line	Limit					
MHz	dBuV/m	dBuV	dB/m	dBuV/m	dB	cm	deg			
1	5643.00	63.50	20.08	43.42	68.20	-4.70	194	360 Peak	Vertical	
2	5651.50	62.67	19.24	43.43	69.31	-6.64	194	360 Peak	Vertical	
3	5701.50	60.82	17.15	43.67	105.62	-44.80	194	360 Peak	Vertical	
4	5725.00	61.70	18.01	43.69	130.00	-68.30	194	360 Peak	Vertical	
5	5785.00	127.51	83.70	43.81	130.00	-2.49	194	360 Peak	Vertical	
6	5856.00	59.62	15.63	43.99	130.00	-70.38	194	360 Peak	Vertical	
7	5869.00	59.66	15.61	44.05	106.00	-47.22	194	360 Peak	Vertical	
8	5922.00	61.24	17.05	44.19	70.41	-9.17	194	360 Peak	Vertical	
9	5935.00	60.73	16.50	44.23	68.20	-7.47	194	360 Peak	Vertical	

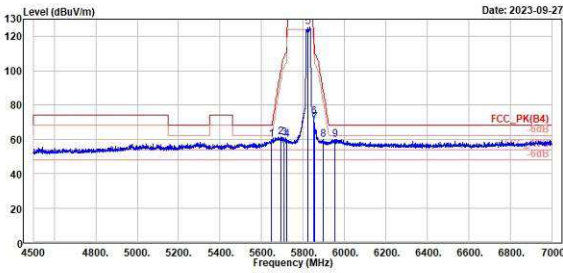
802.11ax HE20

CH 165 (Horizontal) Peak

CH 165 (Vertical) Peak



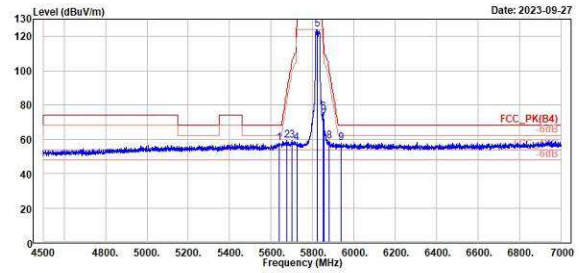
TÜV Rheinland Taiwan Ltd.  
No. 458-18, Sec 2, Fenfiao, Linkou Dist., New Taipei City 244, Taiwan(R.O.C.)  
Tel: +886-2172-1000 Fax: +886-2172-1322



Peak	Freq (MHz)	Level (dBuV/m)	Read Level (dBuV)	Factor (dB/m)	Limit Line (dBuV/m)	Over Limit (dB)	APos (cm)	TPos (deg)	Remark	Pol/Phase	Note
1	5649.50	59.70	17.26	42.44	68.20	-8.50	190		1 Peak	Horizontal	
2	5691.00	61.40	19.01	42.39	95.55	-37.16	190		1 Peak	Horizontal	
3	5711.00	60.94	18.52	42.42	108.28	-47.34	190		1 Peak	Horizontal	
4	5723.00	59.72	17.24	42.48	122.32	-62.60	190		1 Peak	Horizontal	
5	5825.00	125.68	82.98	42.70	130.00	-4.32	190		1 Peak	Horizontal	
6	5856.50	73.10	30.51	42.67	128.08	-54.98	190		1 Peak	Horizontal	
7	5855.50	69.68	27.01	42.67	119.66	-40.98	190		1 Peak	Horizontal	
8	5898.50	59.86	17.16	42.70	87.77	-27.91	190		1 Peak	Horizontal	
9	5955.00	60.01	17.07	42.94	68.20	-8.19	190		1 Peak	Horizontal	



TÜV Rheinland Taiwan Ltd.  
No. 458-18, Sec 2, Fenfiao, Linkou Dist., New Taipei City 244, Taiwan(R.O.C.)  
Tel: +886-2172-1000 Fax: +886-2172-1322



Peak	Freq (MHz)	Level (dBuV/m)	Read Level (dBuV)	Factor (dB/m)	Limit Line (dBuV/m)	Over Limit (dB)	APos (cm)	TPos (deg)	Remark	Pol/Phase	Note
1	5640.00	57.59	15.19	42.40	68.20	-10.61	182		1 Peak	Vertical	
2	5678.00	59.23	16.83	42.40	88.96	-29.73	182		1 Peak	Vertical	
3	5702.50	59.28	16.89	42.39	105.90	-46.62	182		1 Peak	Vertical	
4	5723.50	57.76	15.28	42.48	124.24	-66.48	182		1 Peak	Vertical	
5	5825.00	124.02	81.32	42.70	130.00	-5.98	182		1 Peak	Vertical	
6	5851.00	75.75	33.06	42.67	126.16	-50.41	182		1 Peak	Vertical	
7	5855.00	71.02	29.15	42.67	119.00	-30.98	182		1 Peak	Vertical	
8	5881.50	58.62	15.93	42.69	100.37	-41.75	182		1 Peak	Vertical	
9	5938.00	57.93	15.06	42.87	68.20	-10.27	182		1 Peak	Vertical	



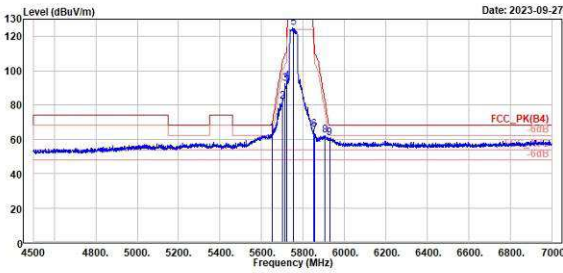
802.11ax HE40

CH 151 (Horizontal) Peak

CH 151 (Vertical) Peak



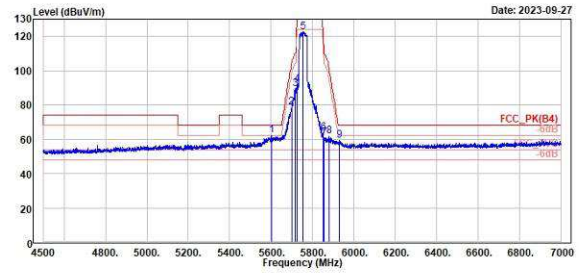
TUV Rheinland Taiwan Ltd.  
No. 438-18, Sec 2, Fenliao, Linkou Dist., New Taipei City 244, Taiwan(R.O.C.)  
Tel: +886-2172-1000 Fax: +886-2172-1322



Freq	Level	Read	Limit	Over	APos	TPos	Remark	Pol/Phase	Note
MHz	dBuV/m	dBuV	dB/m	dBuV/m	dB	cm	deg		
1	5650.00	63.37	20.93	42.44	68.20	-4.83	187	360 Peak	Horizontal
2	5700.00	81.83	39.46	42.37	105.20	-23.37	187	360 Peak	Horizontal
3	5715.00	92.19	49.75	42.44	109.40	-17.21	187	360 Peak	Horizontal
4	5722.50	93.72	51.24	42.48	120.40	-26.68	187	360 Peak	Horizontal
5	5755.00	124.96	82.34	42.62	130.00	-5.04	187	360 Peak	Horizontal
6	5850.50	65.92	23.25	42.67	120.00	-62.10	187	360 Peak	Horizontal
7	5857.50	63.00	20.41	42.67	110.10	-47.02	187	360 Peak	Horizontal
8	5907.00	62.24	19.51	42.73	81.48	-19.24	187	360 Peak	Horizontal
9	5928.00	60.98	18.15	42.83	68.20	-7.22	187	360 Peak	Horizontal



TUV Rheinland Taiwan Ltd.  
No. 438-18, Sec 2, Fenliao, Linkou Dist., New Taipei City 244, Taiwan(R.O.C.)  
Tel: +886-2172-1000 Fax: +886-2172-1322



Freq	Level	Read	Limit	Over	APos	TPos	Remark	Pol/Phase	Note
MHz	dBuV/m	dBuV	dB/m	dBuV/m	dB	cm	deg		
1	5600.00	62.06	19.84	42.22	68.20	-6.14	185	355 Peak	Vertical
2	5699.00	78.56	35.19	42.37	104.40	-25.90	185	355 Peak	Vertical
3	5718.00	89.68	47.22	42.46	110.24	-20.56	185	355 Peak	Vertical
4	5724.00	92.15	49.66	42.49	126.16	-34.01	185	355 Peak	Vertical
5	5755.00	122.52	79.90	42.62	130.00	-7.48	185	355 Peak	Vertical
6	5855.00	63.74	21.07	42.67	110.40	-54.74	185	355 Peak	Vertical
7	5856.00	60.93	18.26	42.67	110.52	-49.59	185	355 Peak	Vertical
8	5879.50	61.83	19.14	42.69	101.06	-46.03	185	355 Peak	Vertical
9	5928.50	59.12	16.29	42.83	68.20	-9.08	185	355 Peak	Vertical

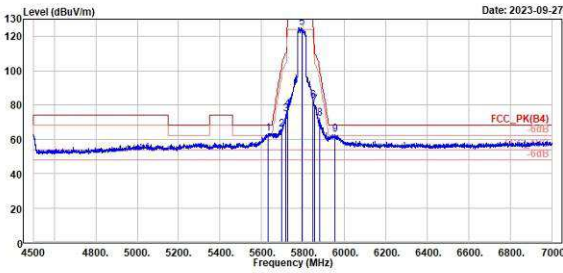
802.11ax HE40

CH 159 (Horizontal) Peak

CH 159 (Vertical) Peak



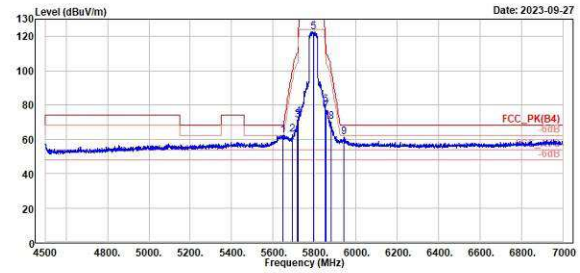
TÜV Rheinland Taiwan Ltd.  
No. 458-18, Sec 2, Fenliao, Linkou Dist., New Taipei City 244, Taiwan(R.O.C.)  
Tel: +886-2172-1000 Fax: +886-2172-1322



Peak	Freq	Level	Read	Limit	Over	APos	TPos	Remark	Pol/Phase	Note
	MHz	dBuV/m	dBuV	dB/m	dBuV/m	dB	cm	deg		
1	5630.50	63.52	21.17	42.35	68.20	-4.68	192	360	Peak	Horizontal
2	5690.50	65.83	23.46	42.37	104.09	-38.26	192	360	Peak	Horizontal
3	5719.00	74.62	32.15	42.47	110.52	-35.90	192	360	Peak	Horizontal
4	5724.50	77.37	34.88	42.49	128.08	-50.71	192	360	Peak	Horizontal
5	5795.00	125.17	82.45	42.72	130.00	-4.83	192	360	Peak	Horizontal
6	5850.00	82.59	39.92	42.67	130.00	-47.41	192	360	Peak	Horizontal
7	5857.50	80.22	37.55	42.67	110.10	-29.88	192	360	Peak	Horizontal
8	5881.50	71.99	29.30	42.69	100.37	-28.38	192	360	Peak	Horizontal
9	5954.50	62.87	19.93	42.94	68.20	-5.33	192	360	Peak	Horizontal



TÜV Rheinland Taiwan Ltd.  
No. 458-18, Sec 2, Fenliao, Linkou Dist., New Taipei City 244, Taiwan(R.O.C.)  
Tel: +886-2172-1000 Fax: +886-2172-1322



Peak	Freq	Level	Read	Limit	Over	APos	TPos	Remark	Pol/Phase	Note
	MHz	dBuV/m	dBuV	dB/m	dBuV/m	dB	cm	deg		
1	5646.00	62.47	20.05	42.42	68.20	-5.73	184	358	Peak	Vertical
2	5694.50	62.63	20.25	42.38	101.15	-38.52	184	358	Peak	Vertical
3	5719.00	71.33	28.86	42.47	110.52	-39.19	184	358	Peak	Vertical
4	5723.00	73.11	30.63	42.48	122.32	-49.21	184	358	Peak	Vertical
5	5795.00	122.64	79.92	42.72	130.00	-7.36	184	358	Peak	Vertical
6	5855.50	79.90	37.23	42.67	110.50	-36.66	184	358	Peak	Vertical
7	5855.50	76.74	34.07	42.67	110.66	-33.92	184	358	Peak	Vertical
8	5879.50	69.95	27.26	42.69	101.06	-31.91	184	358	Peak	Vertical
9	5943.50	61.18	18.29	42.89	68.20	-7.02	184	358	Peak	Vertical

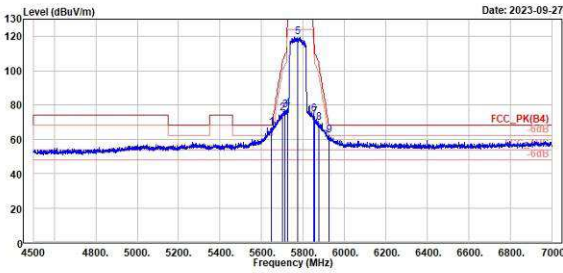
802.11ax HE80

CH 155 (Horizontal) Peak

CH 155 (Vertical) Peak



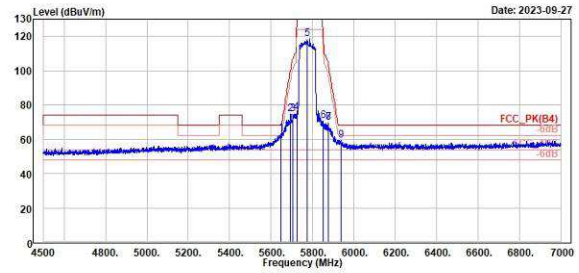
TÜV Rheinland Taiwan Ltd.  
No. 458-18, Sec 2, Fenliao, Linkou Dist., New Taipei City 244, Taiwan(R.O.C.)  
Tel: +886-2172-1000 Fax: +886-2172-1322



Freq	Level	Read	Limit	Over	APos	TPos	Remark	Pol/Phase	Note
MHz	dBuV/m	dBuV	dB/m	dBuV/m	dB	cm	deg		
1	5649.50	66.97	24.53	42.44	68.20	-1.23	190	360 Peak	Horizontal
2	5780.00	75.29	32.92	42.37	105.20	-29.91	190	360 Peak	Horizontal
3	5714.50	77.30	34.86	42.44	109.26	-31.96	190	360 Peak	Horizontal
4	5725.00	78.21	35.72	42.49	130.00	-51.79	190	360 Peak	Horizontal
5	5775.00	119.65	76.98	42.67	130.00	-10.35	190	360 Peak	Horizontal
6	5851.50	74.88	32.21	42.67	124.24	-49.30	190	360 Peak	Horizontal
7	5855.00	73.29	30.62	42.67	110.80	-37.51	190	360 Peak	Horizontal
8	5875.50	69.71	27.03	42.68	104.83	-35.12	190	360 Peak	Horizontal
9	5926.00	62.41	19.60	42.81	68.20	-5.79	190	360 Peak	Horizontal



TÜV Rheinland Taiwan Ltd.  
No. 458-18, Sec 2, Fenliao, Linkou Dist., New Taipei City 244, Taiwan(R.O.C.)  
Tel: +886-2172-1000 Fax: +886-2172-1322



Freq	Level	Read	Limit	Over	APos	TPos	Remark	Pol/Phase	Note
MHz	dBuV/m	dBuV	dB/m	dBuV/m	dB	cm	deg		
1	5649.00	63.46	21.02	42.44	68.20	-4.74	184	360 Peak	Vertical
2	5693.00	74.59	32.21	42.38	100.04	-25.45	184	360 Peak	Vertical
3	5707.00	74.66	32.25	42.41	107.16	-32.50	184	360 Peak	Vertical
4	5723.50	75.53	33.05	42.48	124.24	-48.71	184	360 Peak	Vertical
5	5775.00	118.41	75.74	42.67	130.00	-11.59	184	360 Peak	Vertical
6	5856.50	70.70	28.03	42.67	120.00	-57.38	184	360 Peak	Vertical
7	5875.00	69.72	27.04	42.68	105.20	-35.48	184	360 Peak	Vertical
8	5875.00	69.72	27.04	42.68	105.20	-35.48	184	360 Peak	Vertical
9	5936.50	59.10	16.23	42.87	68.20	-9.10	184	360 Peak	Vertical

Spurious Emissions, Tx Mode, 9kHz ~30MHz  
U-NII-1

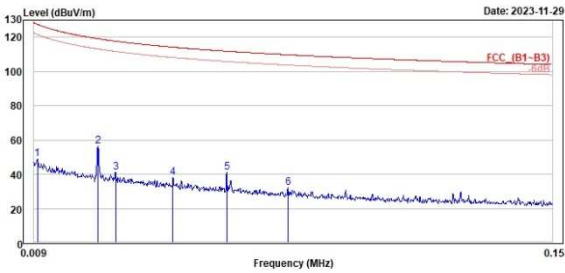
Co-Location

(Open) (9kHz ~ 150kHz)

(Open) (150kHz ~ 30MHz)



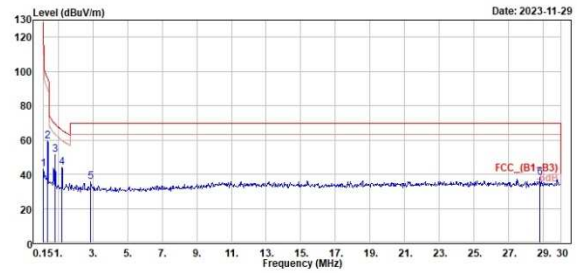
TUV Rheinland Taiwan Ltd.  
No. 438-18, Sec 2, Fenliao, Linkou Dist., New Taipei City 244, Taiwan(R.O.C.)  
Tel: +886-2172-1000 Fax: +886-2172-1322



Peak	Freq MHz	Level dBuV/m	Read Level Factor	Limit Line	Over Limit	APos	TPos	Remark	Pol/Phase	Note
1	0.01	48.74	31.02	17.72	127.00	-78.86	100	214 Peak	Open	
2	0.03	56.54	37.59	18.95	119.13	-62.59	100	238 Peak	Open	
3	0.03	40.87	21.67	19.20	117.69	-76.82	100	300 Peak	Open	
4	0.05	38.14	19.00	19.14	114.19	-76.05	100	281 Peak	Open	
5	0.06	41.11	22.26	18.85	111.82	-70.71	100	14 Peak	Open	
6	0.08	31.91	13.47	18.44	109.73	-77.82	100	135 Peak	Open	



TUV Rheinland Taiwan Ltd.  
No. 438-18, Sec 2, Fenliao, Linkou Dist., New Taipei City 244, Taiwan(R.O.C.)  
Tel: +886-2172-1000 Fax: +886-2172-1322



Peak	Freq MHz	Level dBuV/m	Read Level Factor	Limit Line	Over Limit	APos	TPos	Remark	Pol/Phase	Note
1	0.15	42.86	24.73	18.13	104.00	-61.22	100	286 Peak	Open	
2	0.39	59.34	40.55	18.79	95.81	-36.47	100	360 Peak	Open	
3	0.81	51.30	32.31	18.99	69.36	-18.06	100	3 Peak	Open	
4	1.22	43.97	24.83	19.14	65.65	-21.68	100	24 Peak	Open	
5	2.90	35.40	15.80	19.60	69.50	-34.10	100	4 Peak	Open	
6	28.81	38.21	15.89	22.32	69.50	-31.29	100	160 Peak	Open	

Spurious Emissions, Tx Mode, 30MHz ~ 1GHz  
U-NII-1

Co-Location

(Horizontal)

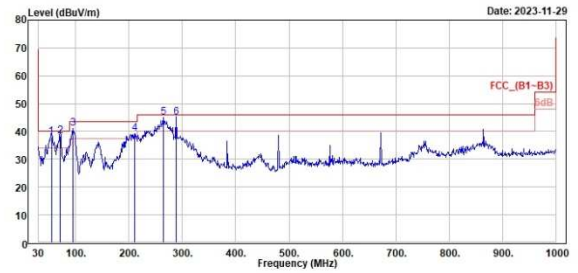
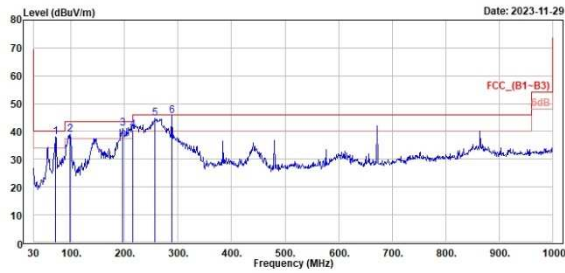
(Vertical)



TUV Rheinland Taiwan Ltd.  
No. 438-18, Sec 2, Fenhiao, Linkou Dist., New Taipei City 244, Taiwan(R.O.C.)  
Tel: +886-2172-1000 Fax: +886-2172-1322



TUV Rheinland Taiwan Ltd.  
No. 438-18, Sec 2, Fenhiao, Linkou Dist., New Taipei City 244, Taiwan(R.O.C.)  
Tel: +886-2172-1000 Fax: +886-2172-1322



Peak	Freq	Level	Read	Limit	Over	APos	TPos	Remark	Pol/Phase	Note
	MHz	dBuV/m	dBuV	dB/m	dBuV/m	dB	cm	deg		
1	70.74	38.15	48.28	-10.13	40.00	-1.85	300	192 Peak	Horizontal	
2	97.90	38.89	51.31	-12.42	43.50	-4.61	200	183 Peak	Horizontal	
3	196.84	41.11	50.77	-9.66	43.50	-2.39	100	271 Peak	Horizontal	
4	215.27	40.34	50.10	-9.76	43.50	-3.16	100	280 QP	Horizontal	
5	256.98	44.88	52.67	-7.87	46.00	-1.20	100	206 Peak	Horizontal	
6	288.02	45.48	52.32	-6.84	46.00	-0.52	100	266 Peak	Horizontal	

Peak	Freq	Level	Read	Limit	Over	APos	TPos	Remark	Pol/Phase	Note
	MHz	dBuV/m	dBuV	dB/m	dBuV/m	dB	cm	deg		
1	54.25	37.92	44.91	-6.99	40.00	-2.08	100	222 QP	Vertical	
2	70.74	38.38	48.51	-10.13	40.00	-1.62	100	89 QP	Vertical	
3	94.99	41.07	53.99	-12.92	43.50	-2.43	100	184 Peak	Vertical	
4	210.42	39.38	49.33	-9.95	43.50	-4.12	200	142 Peak	Vertical	
5	263.77	44.88	52.54	-7.66	46.00	-1.12	100	188 Peak	Vertical	
6	288.02	44.96	51.80	-6.84	46.00	-1.04	137	274 QP	Vertical	

Spurious Emissions, Tx Mode, 1GHz ~ 40GHz  
U-NII-1

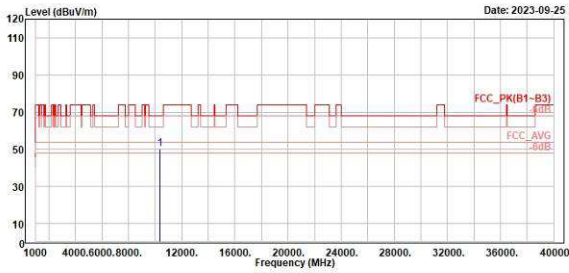
802.11a

CH 36 (Horizontal)

CH 36 (Vertical)



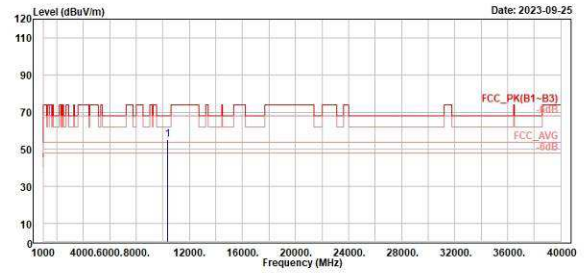
TÜV Rheinland Taiwan Ltd.  
No. 458-18, Sec 2, Fenfiao, Linkou Dist., New Taipei City 244, Taiwan(R.O.C.)  
Tel: +886-2172-1000 Fax: +886-2172-1322



1	10360.00	58.12	54.83	-4.71	68.20	-18.08	400	190	Peak	Horizontal
---	----------	-------	-------	-------	-------	--------	-----	-----	------	------------



TÜV Rheinland Taiwan Ltd.  
No. 458-18, Sec 2, Fenfiao, Linkou Dist., New Taipei City 244, Taiwan(R.O.C.)  
Tel: +886-2172-1000 Fax: +886-2172-1322



1	10360.00	55.22	59.93	-4.71	68.20	-12.98	100	54	Peak	Vertical
---	----------	-------	-------	-------	-------	--------	-----	----	------	----------

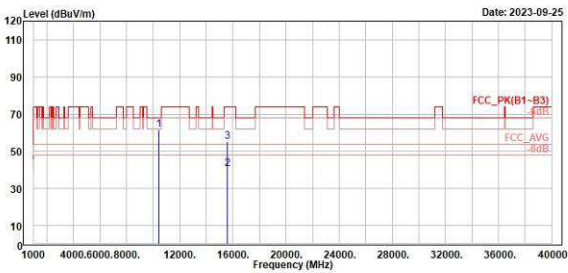
802.11a

CH 40 (Horizontal)

CH 40 (Vertical)



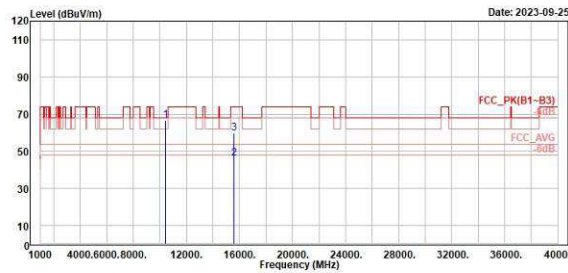
TÜV Rheinland Taiwan Ltd.  
No. 458-18, Sec 2, Fenfiao, Linkou Dist., New Taipei City 244, Taiwan(R.O.C.)  
Tel: +886-2172-1000 Fax: +886-2172-1322



Read	Limit	Over	APos	TPos	Remark	Pol/Phase	Note
Level	Line	Limit					
Factor							
dBuV	dB/m	dBuV/m	dB	cm	deg		
1   10400.00	61.64	66.26	-4.62	68.20	-6.56	353	271 Peak Horizontal
2   15600.00	40.73	39.48	1.25	54.00	13.27	100	233 Average Horizontal
3   15600.00	55.08	53.83	1.25	74.00	-18.92	100	233 Peak Horizontal



TÜV Rheinland Taiwan Ltd.  
No. 458-18, Sec 2, Fenfiao, Linkou Dist., New Taipei City 244, Taiwan(R.O.C.)  
Tel: +886-2172-1000 Fax: +886-2172-1322



Read	Limit	Over	APos	TPos	Remark	Pol/Phase	Note
Level	Line	Limit					
Factor							
dBuV	dB/m	dBuV/m	dB	cm	deg		
1   10400.00	66.55	71.17	-4.62	68.20	-1.65	171	285 Peak Vertical
2   15600.00	45.88	44.63	1.25	54.00	-8.12	297	295 Average Vertical
3   15600.00	59.69	58.44	1.25	74.00	-14.31	297	295 Peak Vertical

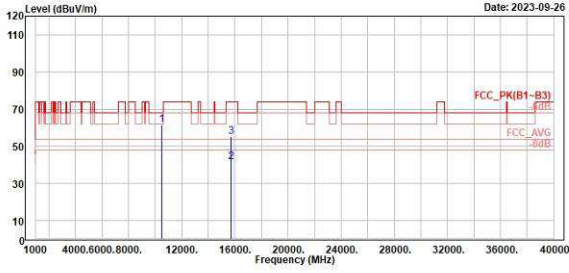
802.11a

CH 48 (Horizontal)

CH 48 (Vertical)



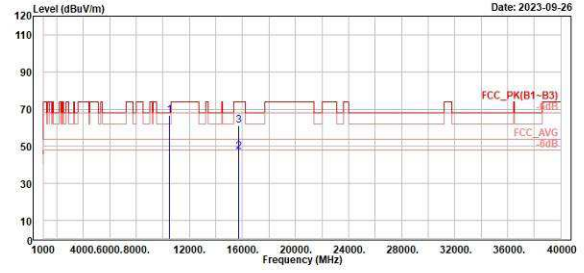
TUV Rheinland Taiwan Ltd.  
No. 458-18, Sec 2, Fenfiao, Linkou Dist., New Taipei City 244, Taiwan(R.O.C.)  
Tel: +886-2172-1000 Fax: +886-2172-1322



Freq	Level	Read	Limit	Over	APos	TPos	Remark	Pol/Phase	Note
MHz	dBuV/m	dBuV	dB/m	dBuV/m	dB	cm	deg		
1	10480.00	61.80	66.16	-4.36	68.20	-6.48	100	269 Peak	Horizontal
2	15720.00	41.43	39.57	1.86	54.00	12.57	342	244 Average	Horizontal
3	15720.00	55.28	53.42	1.86	74.00	-18.72	342	244 Peak	Horizontal



TUV Rheinland Taiwan Ltd.  
No. 458-18, Sec 2, Fenfiao, Linkou Dist., New Taipei City 244, Taiwan(R.O.C.)  
Tel: +886-2172-1000 Fax: +886-2172-1322



Freq	Level	Read	Limit	Over	APos	TPos	Remark	Pol/Phase	Note
MHz	dBuV/m	dBuV	dB/m	dBuV/m	dB	cm	deg		
1	10480.00	66.74	71.10	-4.36	68.20	-1.46	100	283 Peak	Vertical
2	15720.00	46.86	45.00	1.86	54.00	-7.14	291	224 Average	Vertical
3	15720.00	60.98	59.12	1.86	74.00	-13.02	291	224 Peak	Vertical



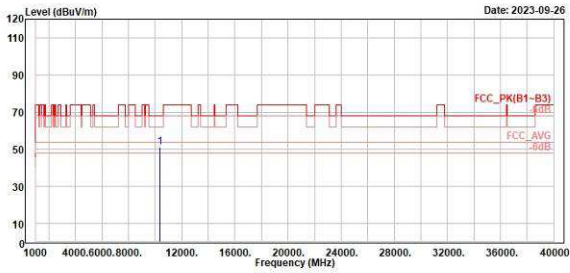
802.11ax HE20

CH 36 (Horizontal)

CH 36 (Vertical)



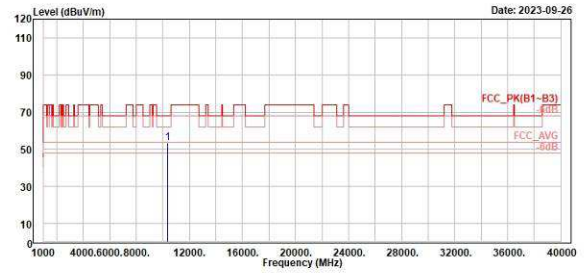
TÜV Rheinland Taiwan Ltd.  
No. 458-18, Sec 2, Fenliao, Linkou Dist., New Taipei City 244, Taiwan(R.O.C.)  
Tel: +886-2172-1000 Fax: +886-2172-1322



Read	Limit	Over	APos	TPos	Remark	Pol/Phase	Note
Freq	Level	Level	Factor	Line	Limit		
MHz	dBuV/m	dBuV	dB/m	dBuV/m	dB	cm	deg
1 10360.00	51.06	55.77	-4.71	68.20	-17.14	300	290 Peak



TÜV Rheinland Taiwan Ltd.  
No. 458-18, Sec 2, Fenliao, Linkou Dist., New Taipei City 244, Taiwan(R.O.C.)  
Tel: +886-2172-1000 Fax: +886-2172-1322



Read	Limit	Over	APos	TPos	Remark	Pol/Phase	Note
Freq	Level	Level	Factor	Line	Limit		
MHz	dBuV/m	dBuV	dB/m	dBuV/m	dB	cm	deg
1 10360.00	53.28	57.99	-4.71	68.20	-14.92	300	42 Peak

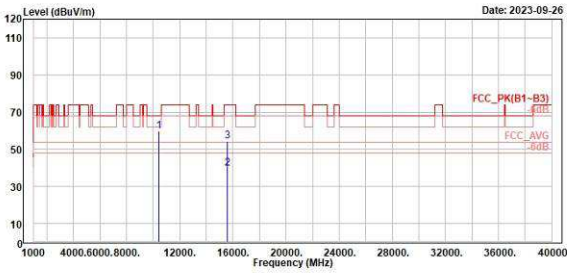
802.11ax HE20

CH 40 (Horizontal)

CH 40 (Vertical)



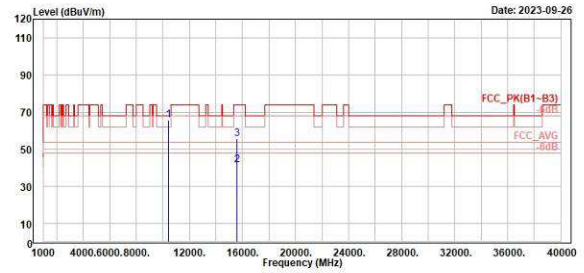
TÜV Rheinland Taiwan Ltd.  
No. 458-18, Sec 2, Fenfiao, Linkou Dist., New Taipei City 244, Taiwan(R.O.C.)  
Tel: +886-2172-1000 Fax: +886-2172-1322



Read	Limit	Over	APos	TPos	Remark	Pol/Phase	Note
Level	Line	Limit					
Factor							
dBuV	dB/m	dBuV/m	dB	cm	deg		
59.65	64.27	-4.62	68.28	-8.55	400	191 Peak	Horizontal
39.71	39.46	1.25	54.00	-14.29	400	246 Average	Horizontal
54.52	53.27	1.25	74.00	-19.48	400	246 Peak	Horizontal



TÜV Rheinland Taiwan Ltd.  
No. 458-18, Sec 2, Fenfiao, Linkou Dist., New Taipei City 244, Taiwan(R.O.C.)  
Tel: +886-2172-1000 Fax: +886-2172-1322



Read	Limit	Over	APos	TPos	Remark	Pol/Phase	Note
Level	Line	Limit					
Factor							
dBuV	dB/m	dBuV/m	dB	cm	deg		
65.53	78.15	-4.62	68.28	-2.67	128	284 Peak	Vertical
41.52	40.27	1.25	54.00	-12.48	300	219 Average	Vertical
55.82	54.57	1.25	74.00	-18.18	300	219 Peak	Vertical

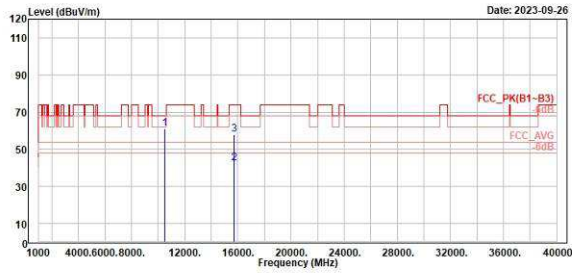
802.11ax HE20

CH 48 (Horizontal)

CH 48 (Vertical)



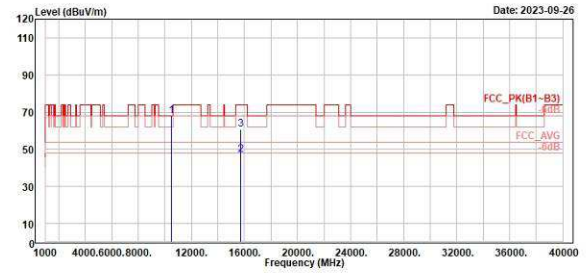
TÜV Rheinland Taiwan Ltd.  
No. 458-18, Sec. 2, Fenfiao, Linkou Dist., New Taipei City 244, Taiwan(R.O.C.)  
Tel: +886-2172-1000 Fax: +886-2172-1322



Read	Limit	Over	APos	TPos	Remark	Pol/Phase	Note
Level	Line	Limit					
Factor							
dBuV	dBuV/m	dB	cm	deg			
65.63	-4.36	68.28	-6.93	400	208 Peak	Horizontal	
40.63	1.86	54.00	11.51	400	298 Average	Horizontal	
55.90	1.86	74.00	-16.24	400	298 Peak	Horizontal	



TÜV Rheinland Taiwan Ltd.  
No. 458-18, Sec. 2, Fenfiao, Linkou Dist., New Taipei City 244, Taiwan(R.O.C.)  
Tel: +886-2172-1000 Fax: +886-2172-1322



Read	Limit	Over	APos	TPos	Remark	Pol/Phase	Note
Level	Line	Limit					
Factor							
dBuV	dBuV/m	dB	cm	deg			
72.31	-4.36	68.28	-6.25	100	258 Peak	Vertical	
45.03	1.86	54.00	-7.11	296	297 Average	Vertical	
58.99	1.86	74.00	-13.15	296	297 Peak	Vertical	

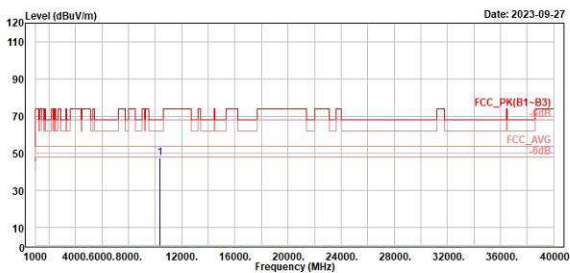
802.11ax HE40

CH 38 (Horizontal)

CH 38 (Vertical)



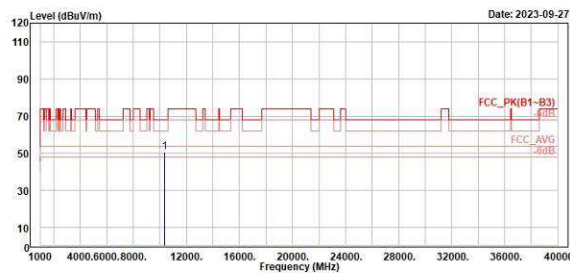
TÜV Rheinland Taiwan Ltd.  
No. 458-18, Sec 2, Fenliao, Linkou Dist., New Taipei City 244, Taiwan(R.O.C.)  
Tel: +886-2172-1000 Fax: +886-2172-1322



1	10380.00	47.43	52.09	-4.66	68.20	-20.77	100	256	Peak	Horizontal
---	----------	-------	-------	-------	-------	--------	-----	-----	------	------------



TÜV Rheinland Taiwan Ltd.  
No. 458-18, Sec 2, Fenliao, Linkou Dist., New Taipei City 244, Taiwan(R.O.C.)  
Tel: +886-2172-1000 Fax: +886-2172-1322



1	10380.00	50.76	55.42	-4.66	68.20	-17.44	100	255	Peak	Vertical
---	----------	-------	-------	-------	-------	--------	-----	-----	------	----------

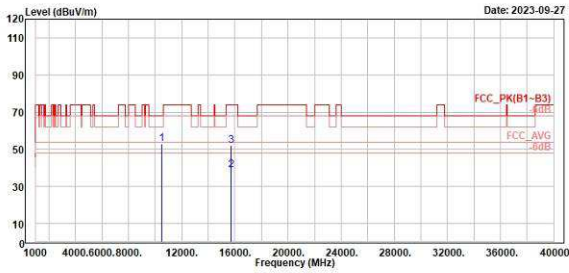
802.11ax HE40

CH 46 (Horizontal)

CH 46 (Vertical)



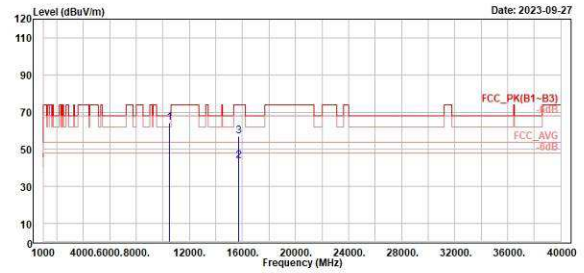
TÜV Rheinland Taiwan Ltd.  
No. 458-18, Sec. 2, Fenfiao, Linkou Dist., New Taipei City 244, Taiwan(R.O.C.)  
Tel: +886-2172-1000 Fax: +886-2172-1322



Read	Level	Factor	Limit	Over	APos	TPos	Remark	Pol/Phase	Note
MHz	dBuV/m	dBuV	dB/m	dBuV/m	dB	cm	deg		
1	10460.00	53.03	57.45	-4.42	68.20	-15.17	400	254 Peak	Horizontal
2	15690.00	38.81	36.99	1.82	54.00	-15.19	100	234 Average	Horizontal
3	15690.00	52.14	50.32	1.82	74.00	-21.06	100	234 Peak	Horizontal



TÜV Rheinland Taiwan Ltd.  
No. 458-18, Sec. 2, Fenfiao, Linkou Dist., New Taipei City 244, Taiwan(R.O.C.)  
Tel: +886-2172-1000 Fax: +886-2172-1322



Read	Level	Factor	Limit	Over	APos	TPos	Remark	Pol/Phase	Note
MHz	dBuV/m	dBuV	dB/m	dBuV/m	dB	cm	deg		
1	10460.00	64.31	68.73	-4.42	68.20	-3.89	200	286 Peak	Vertical
2	15690.00	43.76	41.94	1.82	54.00	-16.24	300	295 Average	Vertical
3	15690.00	57.21	55.39	1.82	74.00	-16.79	300	295 Peak	Vertical

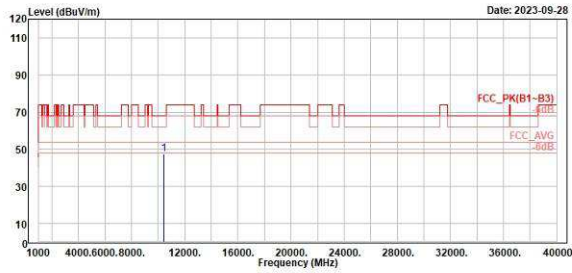
802.11ax HE80

CH 42 (Horizontal)

CH 42 (Vertical)



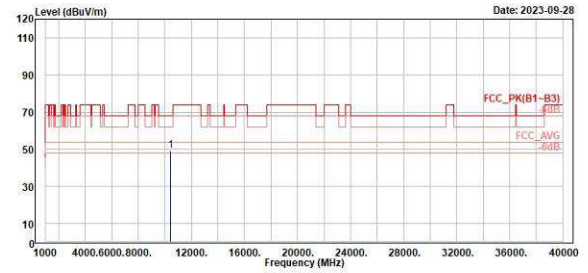
TÜV Rheinland Taiwan Ltd.  
No. 458-18, Sec 2, Fenfiao, Linkou Dist., New Taipei City 244, Taiwan(R.O.C.)  
Tel: +886-2172-1000 Fax: +886-2172-1322



1	10420.00	47.59	52.14	-4.55	68.20	-20.61	319	301	Peak	Horizontal
---	----------	-------	-------	-------	-------	--------	-----	-----	------	------------



TÜV Rheinland Taiwan Ltd.  
No. 458-18, Sec 2, Fenfiao, Linkou Dist., New Taipei City 244, Taiwan(R.O.C.)  
Tel: +886-2172-1000 Fax: +886-2172-1322



1	10420.00	49.07	53.62	-4.55	68.20	-19.13	100	278	Peak	Vertical
---	----------	-------	-------	-------	-------	--------	-----	-----	------	----------

U-NII-2A

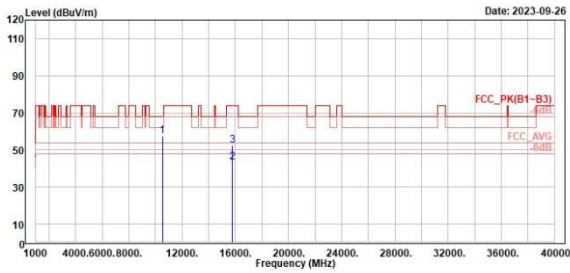
802.11a

CH 52 (Horizontal)

CH 52 (Vertical)



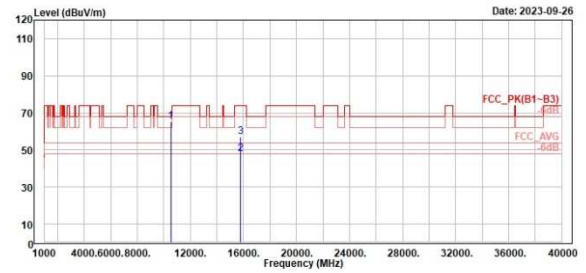
TUV Rheinland Taiwan Ltd.  
No. 458-18, Sec. 2, Fenliang, Linkou Dist., New Taipei City 244, Taiwan(R.O.C.)  
Tel: +886-2172-1000 Fax: +886-2172-1322



1	2	3	Read Level	Read Level Factor	Limit Line	Over Limit	APos	TPos	Remark	Pol/Phase	Note
MHz	dBuV/m	dBuV	dB/m	dBuV/m	dB	cm	deg				
1	10520.00	57.51	61.80	-4.29	68.20	-10.69	390	317	Peak	Horizontal	
2	15780.00	43.30	41.54	1.76	54.00	-10.70	333	231	Average	Horizontal	
3	15780.00	52.65	50.89	1.76	74.00	-21.35	333	231	Peak	Horizontal	



TUV Rheinland Taiwan Ltd.  
No. 458-18, Sec. 2, Fenliang, Linkou Dist., New Taipei City 244, Taiwan(R.O.C.)  
Tel: +886-2172-1000 Fax: +886-2172-1322



1	2	3	Read Level	Read Level Factor	Limit Line	Over Limit	APos	TPos	Remark	Pol/Phase	Note
MHz	dBuV/m	dBuV	dB/m	dBuV/m	dB	cm	deg				
1	10520.00	65.13	69.42	-4.29	68.20	-3.07	200	291	Peak	Vertical	
2	15780.00	47.69	45.93	1.76	54.00	-6.31	296	229	Average	Vertical	
3	15780.00	57.26	55.50	1.76	74.00	-16.74	296	229	Peak	Vertical	

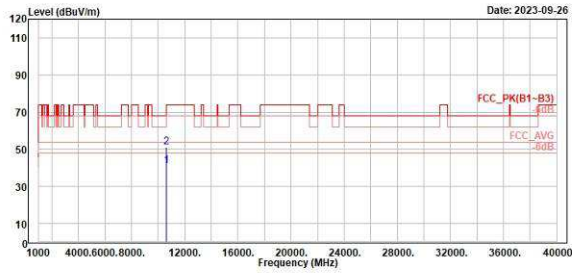
802.11a

CH 60 (Horizontal)

CH 60 (Vertical)



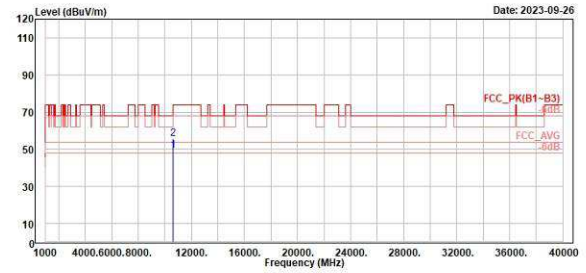
TÜV Rheinland Taiwan Ltd.  
No. 458-18, Sec 2, Fenfiao, Linkou Dist., New Taipei City 244, Taiwan(R.O.C.)  
Tel: +886-2172-1000 Fax: +886-2172-1322



Freq	Level	Read Level	Factor	Limit Line	Over Limit	APos	TPos	Remark	Pol/Phase	Note
MHz	dBuV/m	dBuV	dB/m	dBuV/m	dB	cm	deg			
1   10600.00	41.28	45.52	-4.24	54.00	-12.72	377	304	Average	Horizontal	
2   10600.00	51.38	55.54	-4.24	74.00	-22.70	377	304	Peak	Horizontal	



TÜV Rheinland Taiwan Ltd.  
No. 458-18, Sec 2, Fenfiao, Linkou Dist., New Taipei City 244, Taiwan(R.O.C.)  
Tel: +886-2172-1000 Fax: +886-2172-1322



Freq	Level	Read Level	Factor	Limit Line	Over Limit	APos	TPos	Remark	Pol/Phase	Note
MHz	dBuV/m	dBuV	dB/m	dBuV/m	dB	cm	deg			
1   10600.00	49.14	53.38	-4.24	54.00	-4.86	163	262	Average	Vertical	
2   10600.00	55.58	59.82	-4.24	74.00	-18.42	163	262	Peak	Vertical	



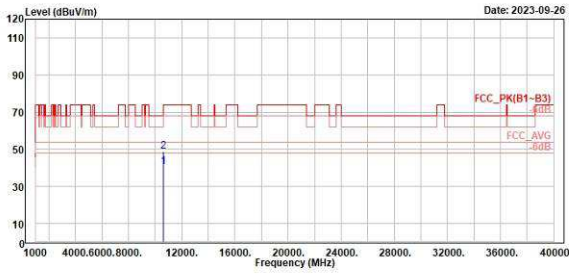
802.11a

CH 64 (Horizontal)

CH 64 (Vertical)



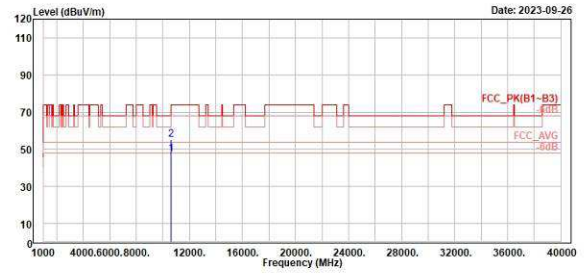
TUV Rheinland Taiwan Ltd.  
No. 458-18, Sec 2, Fenfiao, Linkou Dist., New Taipei City 244, Taiwan(R.O.C.)  
Tel: +886-2172-1000 Fax: +886-2172-1322



Freq	Level	Read Level	Factor	Limit Line	Over Limit	APos	TPos	Remark	Pol/Phase	Note
MHz	dBuV/m	dBuV	dB/m	dBuV/m	dB	cm	deg			
1 10640.00	48.82	44.96	-4.14	54.00	-13.18	387	304	Average	Horizontal	
2 10640.00	48.88	53.02	-4.14	74.00	-25.12	387	304	Peak	Horizontal	



TUV Rheinland Taiwan Ltd.  
No. 458-18, Sec 2, Fenfiao, Linkou Dist., New Taipei City 244, Taiwan(R.O.C.)  
Tel: +886-2172-1000 Fax: +886-2172-1322



Freq	Level	Read Level	Factor	Limit Line	Over Limit	APos	TPos	Remark	Pol/Phase	Note
MHz	dBuV/m	dBuV	dB/m	dBuV/m	dB	cm	deg			
1 10640.00	47.45	51.59	-4.14	54.00	-6.55	193	260	Average	Vertical	
2 10640.00	55.00	59.14	-4.14	74.00	-19.00	193	260	Peak	Vertical	

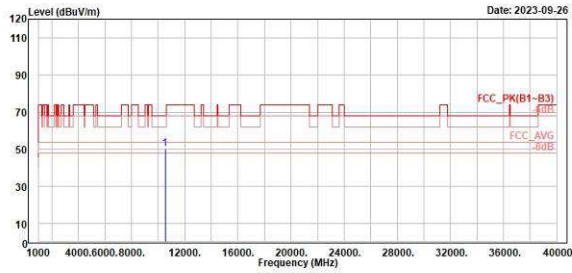
802.11ax HE20

CH 52 (Horizontal)

CH 52 (Vertical)



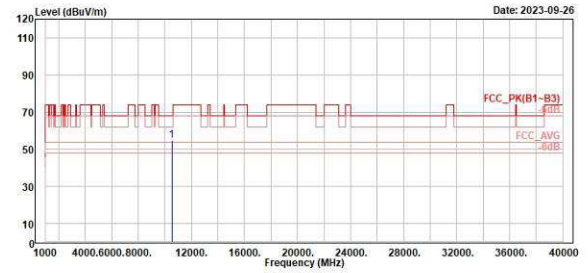
TÜV Rheinland Taiwan Ltd.  
No. 458-18, Sec 2, Fenliao, Linkou Dist., New Taipei City 244, Taiwan(R.O.C.)  
Tel: +886-2172-1000 Fax: +886-2172-1322



1	10520.00	58.32	54.61	-4.29	68.20	-17.88	400	180	Peak	Horizontal
---	----------	-------	-------	-------	-------	--------	-----	-----	------	------------



TÜV Rheinland Taiwan Ltd.  
No. 458-18, Sec 2, Fenliao, Linkou Dist., New Taipei City 244, Taiwan(R.O.C.)  
Tel: +886-2172-1000 Fax: +886-2172-1322



1	10520.00	54.83	59.12	-4.29	68.20	-13.37	200	261	Peak	Vertical
---	----------	-------	-------	-------	-------	--------	-----	-----	------	----------

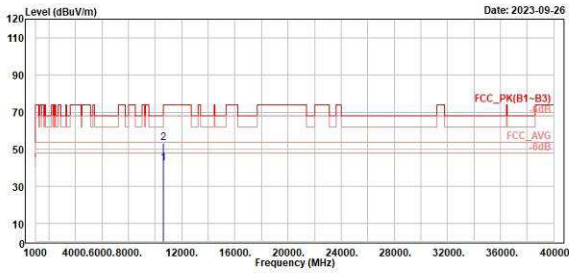
802.11ax HE20

CH 60 (Horizontal)

CH 60 (Vertical)



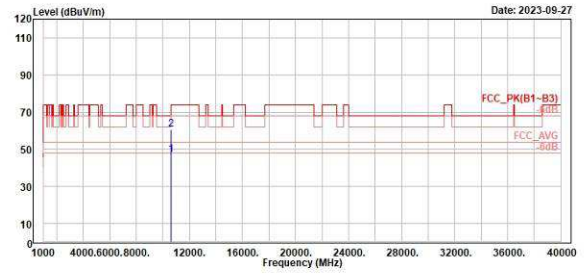
TUV Rheinland Taiwan Ltd.  
No. 458-18, Sec 2, Fenliao, Linkou Dist., New Taipei City 244, Taiwan(R.O.C.)  
Tel: +886-2172-1000 Fax: +886-2172-1322



	Freq MHz	Level dBuV/m	Read		Limit		APos	TPos	Remark	Pol/Phase	Note
			Level dBuV	Factor dB/m	Line dBuV/m	Over Limit dB					
1	10600.00	42.64	46.88	-4.24	54.00	-11.36	300	286	Average	Horizontal	
2	10600.00	53.48	57.64	-4.24	74.00	-20.60	300	286	Peak	Horizontal	



TUV Rheinland Taiwan Ltd.  
No. 458-18, Sec 2, Fenliao, Linkou Dist., New Taipei City 244, Taiwan(R.O.C.)  
Tel: +886-2172-1000 Fax: +886-2172-1322



	Freq MHz	Level dBuV/m	Read		Limit		APos	TPos	Remark	Pol/Phase	Note
			Level dBuV	Factor dB/m	Line dBuV/m	Over Limit dB					
1	10600.00	46.85	51.09	-4.24	54.00	-7.15	400	292	Average	Vertical	
2	10600.00	59.61	64.85	-4.24	74.00	-13.39	400	292	Peak	Vertical	

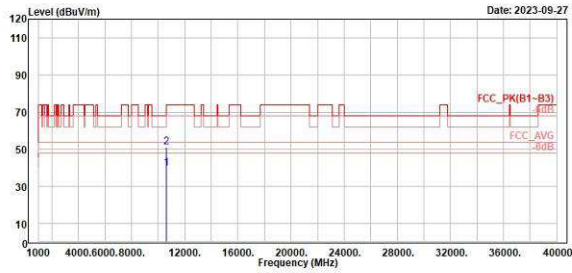
802.11ax HE20

CH 64 (Horizontal)

CH 64 (Vertical)



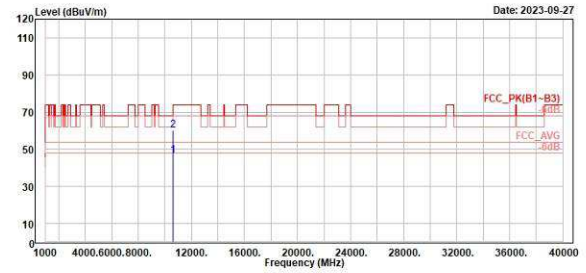
TUV Rheinland Taiwan Ltd.  
No. 458-18, Sec 2, Fenfiao, Linkou Dist., New Taipei City 244, Taiwan(R.O.C.)  
Tel: +886-2172-1000 Fax: +886-2172-1322



Freq	Level	Read Level	Factor	Limit Line	Over Limit	APos	TPos	Remark	Pol/Phase	Note
MHz	dBuV/m	dBuV	dB/m	dBuV/m	dB	cm	deg			
1	10640.00	39.87	44.01	-4.14	54.00	-14.13	300	284 Average	Horizontal	
2	10640.00	51.12	55.26	-4.14	74.00	-22.88	300	284 Peak	Horizontal	



TUV Rheinland Taiwan Ltd.  
No. 458-18, Sec 2, Fenfiao, Linkou Dist., New Taipei City 244, Taiwan(R.O.C.)  
Tel: +886-2172-1000 Fax: +886-2172-1322



Freq	Level	Read Level	Factor	Limit Line	Over Limit	APos	TPos	Remark	Pol/Phase	Note
MHz	dBuV/m	dBuV	dB/m	dBuV/m	dB	cm	deg			
1	10640.00	46.45	50.59	-4.14	54.00	-7.55	100	259 Average	Vertical	
2	10640.00	60.35	64.49	-4.14	74.00	-13.65	100	259 Peak	Vertical	

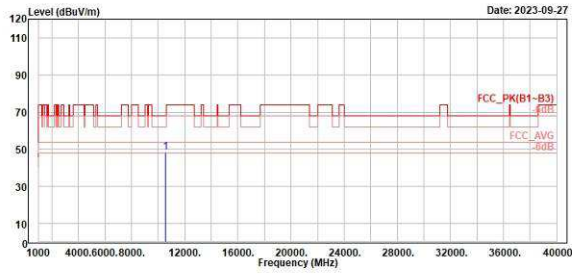
802.11ax HE40

CH 54 (Horizontal)

CH 54 (Vertical)



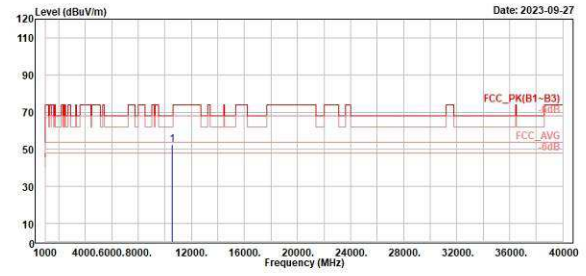
TÜV Rheinland Taiwan Ltd.  
No. 458-18, Sec 2, Fenfiao, Linkou Dist., New Taipei City 244, Taiwan(R.O.C.)  
Tel: +886-2172-1000 Fax: +886-2172-1322



1	10540.00	48.47	52.75	-4.28	68.20	-19.73	200	256	Peak	Horizontal	
---	----------	-------	-------	-------	-------	--------	-----	-----	------	------------	--



TÜV Rheinland Taiwan Ltd.  
No. 458-18, Sec 2, Fenfiao, Linkou Dist., New Taipei City 244, Taiwan(R.O.C.)  
Tel: +886-2172-1000 Fax: +886-2172-1322



1	10540.00	52.64	56.92	-4.28	68.20	-15.56	200	290	Peak	Vertical	
---	----------	-------	-------	-------	-------	--------	-----	-----	------	----------	--

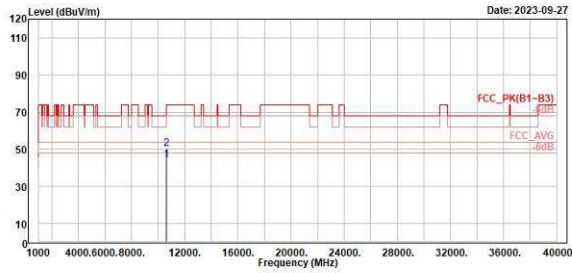
802.11ax HE40

CH 62 (Horizontal)

CH 62 (Vertical)



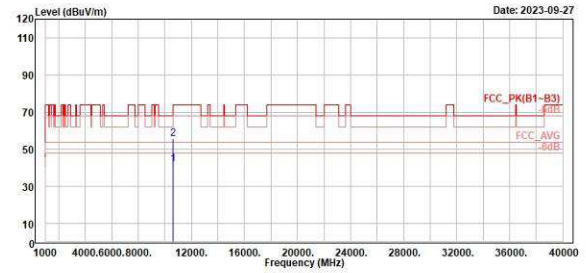
TUV Rheinland Taiwan Ltd.  
No. 458-18, Sec 2, Fenliao, Linkou Dist., New Taipei City 244, Taiwan(R.O.C.)  
Tel: +886-2172-1000 Fax: +886-2172-1322



No.	Freq	Level	Read		Limit		APos	TPos	Remark	Pol/Phase	Note
			Level	Factor	Line	Limit					
	MHz	dBuV/m	dBuV	dB/m	dBuV/m	dB	cm	deg			
1	10620.00	44.35	48.54	-4.19	54.00	-9.65	400	52	Average	Horizontal	
2	10620.00	50.27	54.46	-4.19	74.00	-23.73	400	52	Peak	Horizontal	



TUV Rheinland Taiwan Ltd.  
No. 458-18, Sec 2, Fenliao, Linkou Dist., New Taipei City 244, Taiwan(R.O.C.)  
Tel: +886-2172-1000 Fax: +886-2172-1322



No.	Freq	Level	Read		Limit		APos	TPos	Remark	Pol/Phase	Note
			Level	Factor	Line	Limit					
	MHz	dBuV/m	dBuV	dB/m	dBuV/m	dB	cm	deg			
1	10620.00	41.90	46.09	-4.19	54.00	-12.10	200	290	Average	Vertical	
2	10620.00	55.56	59.75	-4.19	74.00	-18.44	200	290	Peak	Vertical	

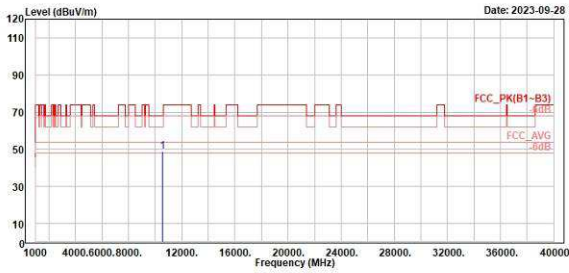
802.11ax HE80

CH 58 (Horizontal)

CH 58 (Vertical)



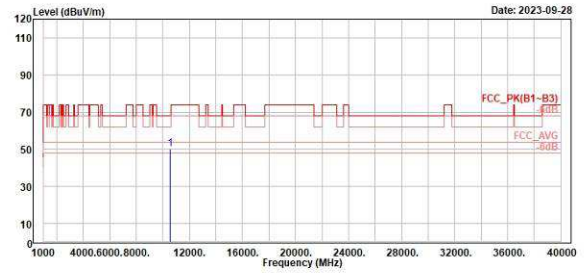
TÜV Rheinland Taiwan Ltd.  
No. 458-18, Sec 2, Fenfiao, Linkou Dist., New Taipei City 244, Taiwan(R.O.C.)  
Tel: +886-2172-1000 Fax: +886-2172-1322



Freq	Level	Read Level	Factor	Limit Line	Over Limit	APos	TPos	Remark	Pol/Phase	Note
MHz	dBuV/m	dBuV	dB/m	dBuV/m	dB	cm	deg			
1 10580.00	48.75	53.01	-4.26	68.20	-19.45	143	303	Peak	Horizontal	



TÜV Rheinland Taiwan Ltd.  
No. 458-18, Sec 2, Fenfiao, Linkou Dist., New Taipei City 244, Taiwan(R.O.C.)  
Tel: +886-2172-1000 Fax: +886-2172-1322



Freq	Level	Read Level	Factor	Limit Line	Over Limit	APos	TPos	Remark	Pol/Phase	Note
MHz	dBuV/m	dBuV	dB/m	dBuV/m	dB	cm	deg			
1 10580.00	50.17	54.43	-4.26	68.20	-18.03	480	271	Peak	Vertical	

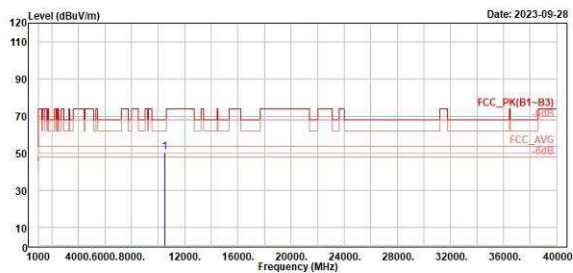
802.11ax HE160

CH 50 (Horizontal)

CH 50 (Vertical)



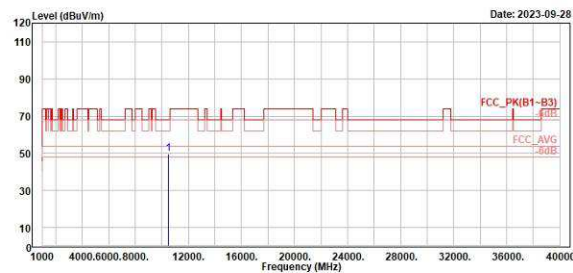
TÜV Rheinland Taiwan Ltd.  
No. 458-18, Sec 2, Fenfiao, Linkou Dist., New Taipei City 244, Taiwan(R.O.C.)  
Tel: +886-2172-1000 Fax: +886-2172-1322



1	10580.00	58.60	54.90	-4.30	68.20	-17.60	100	115	Peak	Horizontal	
---	----------	-------	-------	-------	-------	--------	-----	-----	------	------------	--



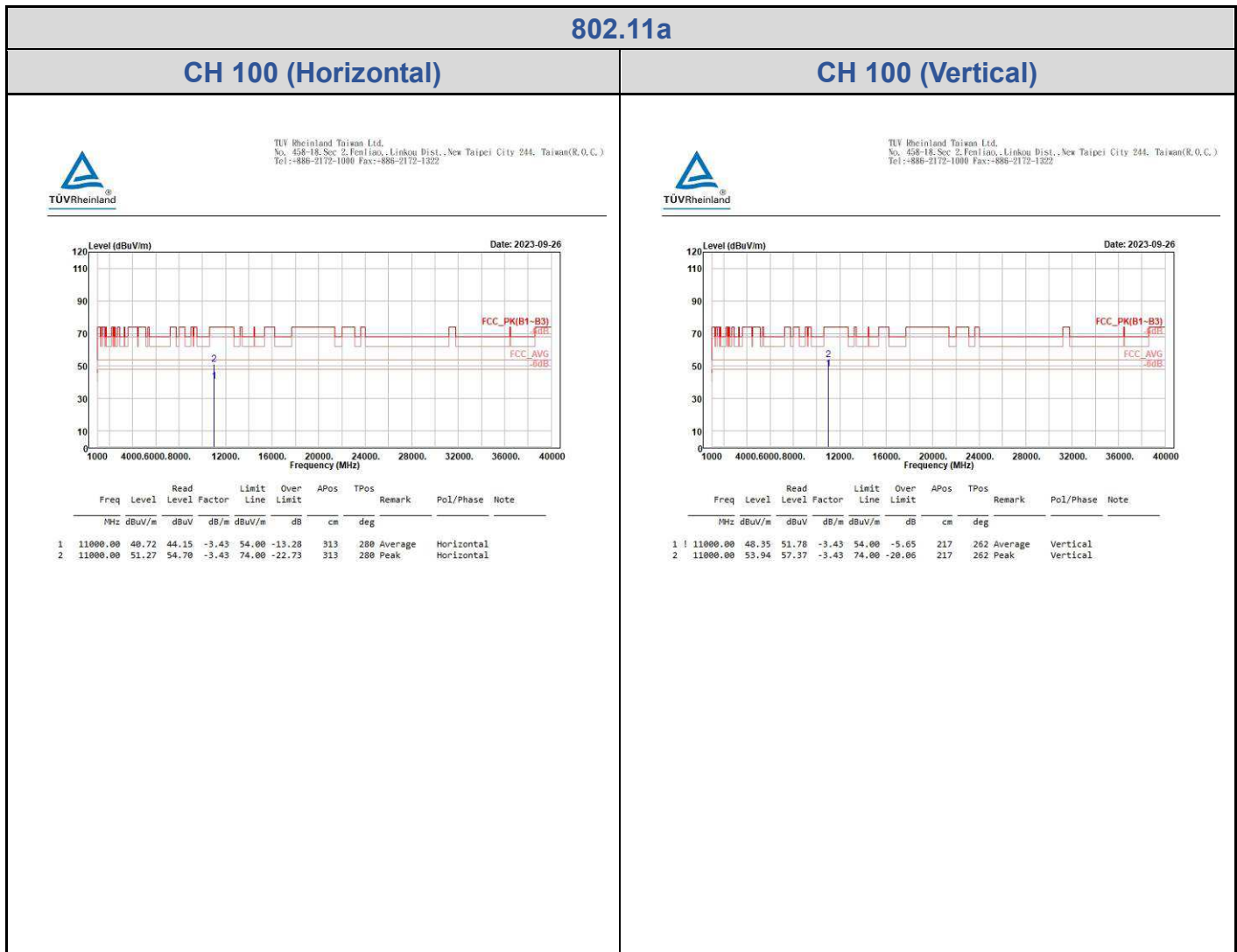
TÜV Rheinland Taiwan Ltd.  
No. 458-18, Sec 2, Fenfiao, Linkou Dist., New Taipei City 244, Taiwan(R.O.C.)  
Tel: +886-2172-1000 Fax: +886-2172-1322



1	10580.00	49.85	54.15	-4.30	68.20	-18.35	300	316	Peak	Vertical	
---	----------	-------	-------	-------	-------	--------	-----	-----	------	----------	--



U-NII-2C



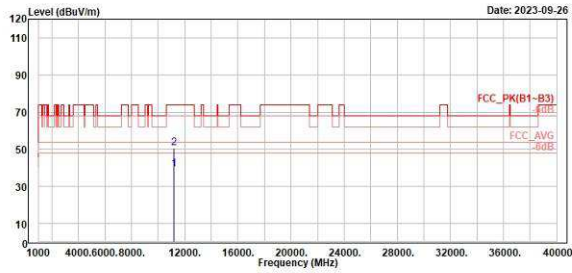
802.11a

CH 116 (Horizontal)

CH 116 (Vertical)



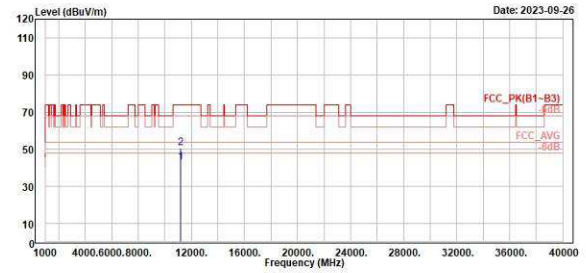
TUV Rheinland Taiwan Ltd.  
No. 458-18, Sec 2, Fenliao, Linkou Dist., New Taipei City 244, Taiwan(R.O.C.)  
Tel: +886-2172-1000 Fax: +886-2172-1322



No.	Freq	Level	Read		Limit		APos	TPos	Remark	Pol/Phase	Note
			Level	Factor	Line	Limit					
	MHz	dBuV/m	dBuV	dB/m	dBuV/m	dB	cm	deg			
1	11160.00	39.32	42.54	-3.22	54.00	-14.68	389	253	Average	Horizontal	
2	11160.00	50.72	53.94	-3.22	74.00	-23.28	389	253	Peak	Horizontal	



TUV Rheinland Taiwan Ltd.  
No. 458-18, Sec 2, Fenliao, Linkou Dist., New Taipei City 244, Taiwan(R.O.C.)  
Tel: +886-2172-1000 Fax: +886-2172-1322



No.	Freq	Level	Read		Limit		APos	TPos	Remark	Pol/Phase	Note
			Level	Factor	Line	Limit					
	MHz	dBuV/m	dBuV	dB/m	dBuV/m	dB	cm	deg			
1	11160.00	43.08	46.30	-3.22	54.00	-10.92	272	259	Average	Vertical	
2	11160.00	50.77	53.99	-3.22	74.00	-23.23	272	259	Peak	Vertical	

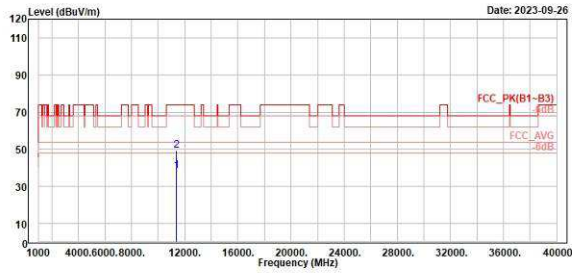
802.11a

CH 140 (Horizontal)

CH 140 (Vertical)



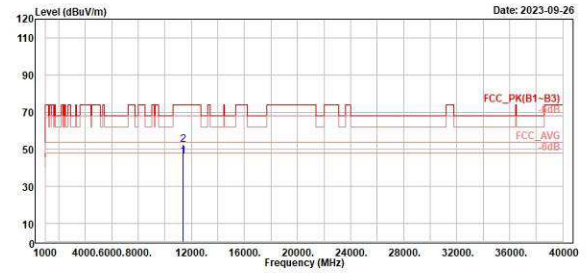
TÜV Rheinland Taiwan Ltd.  
No. 458-18, Sec 2, Fenliao, Linkou Dist., New Taipei City 244, Taiwan(R.O.C.)  
Tel: +886-2172-1000 Fax: +886-2172-1322



	Freq	Level	Read		Limit		APos	TPos	Remark	Pol/Phase	Note
			Level	Factor	Line	Limit					
	MHz	dBuV/m	dBuV	dB/m	dBuV/m	dB	cm	deg			
1	11400.00	38.38	41.32	-2.94	54.00	-15.62	381	298	Average	Horizontal	
2	11400.00	49.27	52.21	-2.94	74.00	-24.73	381	298	Peak	Horizontal	



TÜV Rheinland Taiwan Ltd.  
No. 458-18, Sec 2, Fenliao, Linkou Dist., New Taipei City 244, Taiwan(R.O.C.)  
Tel: +886-2172-1000 Fax: +886-2172-1322



	Freq	Level	Read		Limit		APos	TPos	Remark	Pol/Phase	Note
			Level	Factor	Line	Limit					
	MHz	dBuV/m	dBuV	dB/m	dBuV/m	dB	cm	deg			
1	11400.00	45.90	48.84	-2.94	54.00	-8.10	271	243	Average	Vertical	
2	11400.00	52.26	55.20	-2.94	74.00	-21.74	271	243	Peak	Vertical	

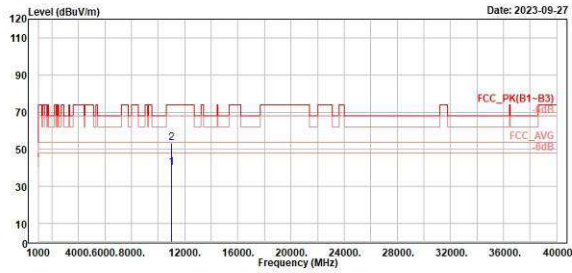
802.11ax HE20

CH 100 (Horizontal)

CH 100 (Vertical)



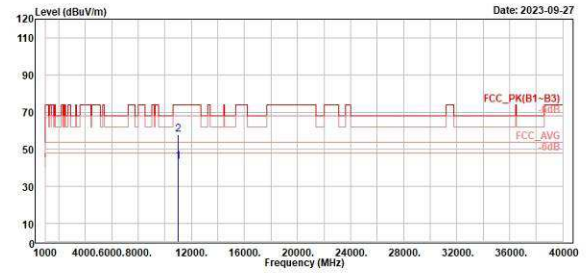
TÜV Rheinland Taiwan Ltd.  
No. 458-18, Sec 2, Fenliao, Linkou Dist., New Taipei City 244, Taiwan(R.O.C.)  
Tel: +886-2172-1000 Fax: +886-2172-1322



	Freq	Level	Read		Limit		APos	TPos	Remark	Pol/Phase	Note
			Level	Factor	Line	Limit					
	MHz	dBuV/m	dBuV	dB/m	dBuV/m	dB	cm	deg			
1	11000.00	39.99	43.42	-3.43	54.00	-14.01	400	360	Average	Horizontal	
2	11000.00	53.34	56.77	-3.43	74.00	-20.66	400	360	Peak	Horizontal	



TÜV Rheinland Taiwan Ltd.  
No. 458-18, Sec 2, Fenliao, Linkou Dist., New Taipei City 244, Taiwan(R.O.C.)  
Tel: +886-2172-1000 Fax: +886-2172-1322



	Freq	Level	Read		Limit		APos	TPos	Remark	Pol/Phase	Note
			Level	Factor	Line	Limit					
	MHz	dBuV/m	dBuV	dB/m	dBuV/m	dB	cm	deg			
1	11000.00	43.50	46.93	-3.43	54.00	-10.50	100	257	Average	Vertical	
2	11000.00	58.01	61.44	-3.43	74.00	-15.99	100	257	Peak	Vertical	

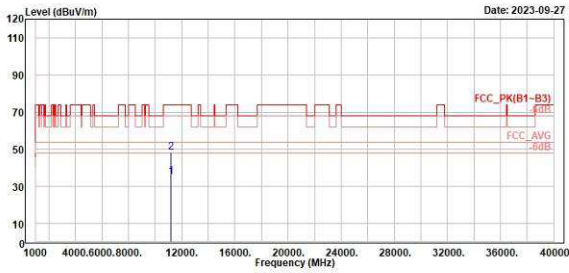
802.11ax HE20

CH 116 (Horizontal)

CH 116 (Vertical)



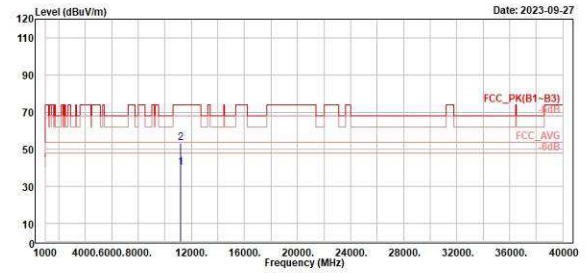
TUV Rheinland Taiwan Ltd.  
No. 458-18, Sec 2, Fenliao, Linkou Dist., New Taipei City 244, Taiwan(R.O.C.)  
Tel: +886-2172-1000 Fax: +886-2172-1322



Freq	Level	Read		Limit	Over	APos	TPos	Remark	Pol/Phase	Note
		Level	Factor							
MHz	dBuV/m	dBuV	dB/m	dBuV/m	dB	cm	deg			
1	11160.00	35.01	38.23	-3.22	54.00	-18.99	300	71 Average	Horizontal	
2	11160.00	48.53	51.75	-3.22	74.00	-25.47	300	71 Peak	Horizontal	



TUV Rheinland Taiwan Ltd.  
No. 458-18, Sec 2, Fenliao, Linkou Dist., New Taipei City 244, Taiwan(R.O.C.)  
Tel: +886-2172-1000 Fax: +886-2172-1322



Freq	Level	Read		Limit	Over	APos	TPos	Remark	Pol/Phase	Note
		Level	Factor							
MHz	dBuV/m	dBuV	dB/m	dBuV/m	dB	cm	deg			
1	11160.00	40.29	43.51	-3.22	54.00	-13.71	100	258 Average	Vertical	
2	11160.00	53.44	56.66	-3.22	74.00	-20.56	100	258 Peak	Vertical	

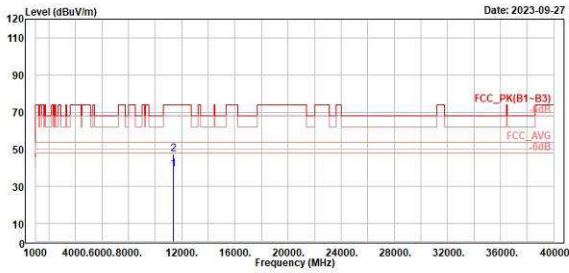
802.11ax HE20

CH 140 (Horizontal)

CH 140 (Vertical)



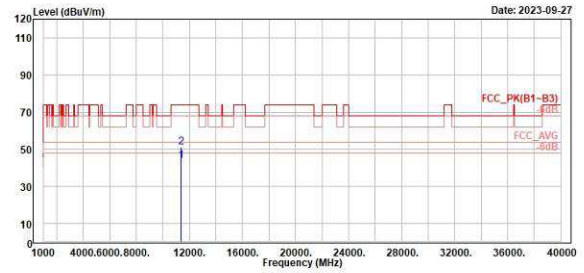
TUV Rheinland Taiwan Ltd.  
No. 458-18, Sec 2, Fenliao, Linkou Dist., New Taipei City 244, Taiwan(R.O.C.)  
Tel: +886-2172-1000 Fax: +886-2172-1322



No.	Freq	Level	Read		Limit		APos	TPos	Remark	Pol/Phase	Note
			Level	Factor	Line	Limit					
	MHz	dBuV/m	dBuV	dB/m	dBuV/m	dB	cm	deg			
1	11400.00	39.17	42.11	-2.94	54.00	-14.83	284	290	Average	Horizontal	
2	11400.00	47.42	50.36	-2.94	74.00	-26.58	284	290	Peak	Horizontal	



TUV Rheinland Taiwan Ltd.  
No. 458-18, Sec 2, Fenliao, Linkou Dist., New Taipei City 244, Taiwan(R.O.C.)  
Tel: +886-2172-1000 Fax: +886-2172-1322



No.	Freq	Level	Read		Limit		APos	TPos	Remark	Pol/Phase	Note
			Level	Factor	Line	Limit					
	MHz	dBuV/m	dBuV	dB/m	dBuV/m	dB	cm	deg			
1	11400.00	43.80	46.74	-2.94	54.00	-10.20	268	243	Average	Vertical	
2	11400.00	51.17	54.11	-2.94	74.00	-22.83	268	243	Peak	Vertical	

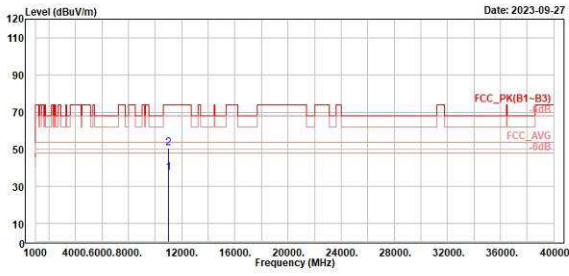
802.11ax HE40

CH 102 (Horizontal)

CH 102 (Vertical)



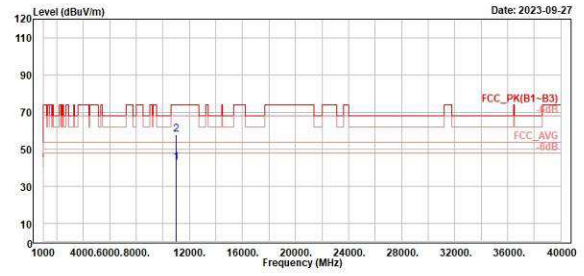
TUV Rheinland Taiwan Ltd.  
No. 458-18, Sec 2, Fenliao, Linkou Dist., New Taipei City 244, Taiwan(R.O.C.)  
Tel: +886-2172-1000 Fax: +886-2172-1322



	Freq	Level	Read		Limit		APos	TPos	Remark	Pol/Phase	Note
			Level	Factor	Line	Limit					
	MHz	dBuV/m	dBuV	dB/m	dBuV/m	dB	cm	deg			
1	11820.00	37.35	40.75	-3.40	54.00	-16.65	400	360	Average	Horizontal	
2	11820.00	59.59	53.99	-3.40	74.00	-23.41	400	360	Peak	Horizontal	



TUV Rheinland Taiwan Ltd.  
No. 458-18, Sec 2, Fenliao, Linkou Dist., New Taipei City 244, Taiwan(R.O.C.)  
Tel: +886-2172-1000 Fax: +886-2172-1322



	Freq	Level	Read		Limit		APos	TPos	Remark	Pol/Phase	Note
			Level	Factor	Line	Limit					
	MHz	dBuV/m	dBuV	dB/m	dBuV/m	dB	cm	deg			
1	11820.00	42.66	46.06	-3.40	54.00	-11.34	200	261	Average	Vertical	
2	11820.00	58.02	61.42	-3.40	74.00	-15.98	200	261	Peak	Vertical	

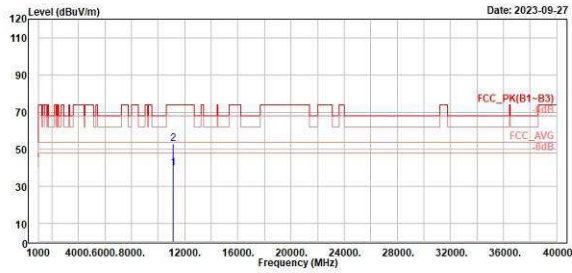
802.11ax HE40

CH 110 (Horizontal)

CH 110 (Vertical)



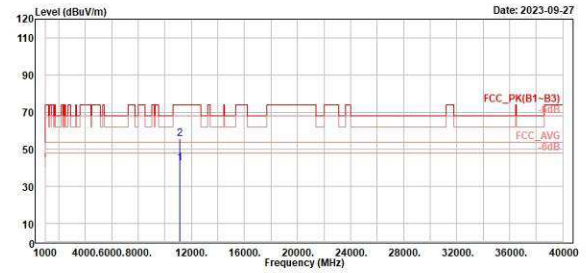
TUV Rheinland Taiwan Ltd.  
No. 458-18, Sec 2, Fenliao, Linkou Dist., New Taipei City 244, Taiwan(R.O.C.)  
Tel: +886-2172-1000 Fax: +886-2172-1322



Freq	Level	Read Level	Factor	Limit Line	Over Limit	APos	TPos	Remark	Pol/Phase	Note
MHz	dBuV/m	dBuV	dB/m	dBuV/m	dB	cm	deg			
1	11180.00	39.92	43.18	-3.26	54.00	-14.08	380	360 Average	Horizontal	
2	11180.00	52.84	56.10	-3.26	74.00	-21.16	380	360 Peak	Horizontal	



TUV Rheinland Taiwan Ltd.  
No. 458-18, Sec 2, Fenliao, Linkou Dist., New Taipei City 244, Taiwan(R.O.C.)  
Tel: +886-2172-1000 Fax: +886-2172-1322



Freq	Level	Read Level	Factor	Limit Line	Over Limit	APos	TPos	Remark	Pol/Phase	Note
MHz	dBuV/m	dBuV	dB/m	dBuV/m	dB	cm	deg			
1	11180.00	42.38	45.64	-3.26	54.00	-11.62	272	261 Average	Vertical	
2	11180.00	55.68	58.86	-3.26	74.00	-18.48	272	261 Peak	Vertical	



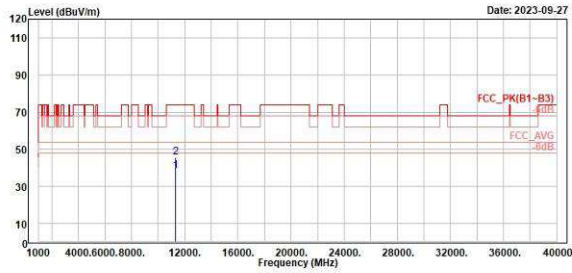
802.11ax HE40

CH 134 (Horizontal)

CH 134 (Vertical)



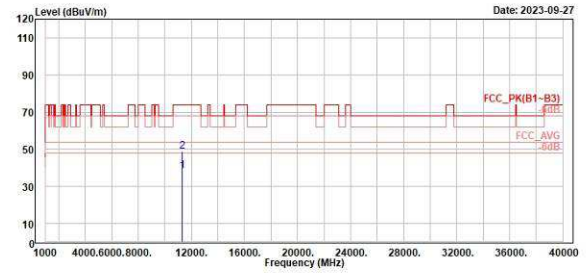
TUV Rheinland Taiwan Ltd.  
No. 458-18, Sec 2, Fenliao, Linkou Dist., New Taipei City 244, Taiwan(R.O.C.)  
Tel: +886-2172-1000 Fax: +886-2172-1322



Freq	Level	Read Level	Factor	Limit Line	Over Limit	APos	TPos	Remark	Pol/Phase	Note
MHz	dBuV/m	dBuV	dB/m	dBuV/m	dB	cm	deg			
1	11340.00	38.21	41.20	-2.99	54.00	-15.79	397	291 Average	Horizontal	
2	11340.00	45.54	48.53	-2.99	74.00	-28.46	397	291 Peak	Horizontal	



TUV Rheinland Taiwan Ltd.  
No. 458-18, Sec 2, Fenliao, Linkou Dist., New Taipei City 244, Taiwan(R.O.C.)  
Tel: +886-2172-1000 Fax: +886-2172-1322



Freq	Level	Read Level	Factor	Limit Line	Over Limit	APos	TPos	Remark	Pol/Phase	Note
MHz	dBuV/m	dBuV	dB/m	dBuV/m	dB	cm	deg			
1	11340.00	38.55	41.54	-2.99	54.00	-15.45	235	319 Average	Vertical	
2	11340.00	48.97	51.96	-2.99	74.00	-25.03	235	319 Peak	Vertical	

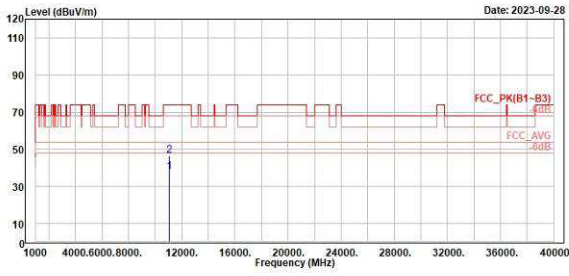
802.11ax HE80

CH 106 (Horizontal)

CH 106 (Vertical)



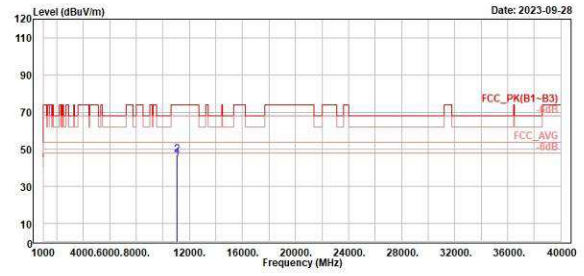
TUV Rheinland Taiwan Ltd.  
No. 458-18, Sec 2, Fenliao, Linkou Dist., New Taipei City 244, Taiwan(R.O.C.)  
Tel: +886-2172-1000 Fax: +886-2172-1322



No.	Freq	Level	Read		Limit		APos	TPos	Remark	Pol/Phase	Note
			Level	Factor	Line	Limit					
	MHz	dBuV/m	dBuV	dB/m	dBuV/m	dB	cm	deg			
1	11860.00	37.86	41.19	-3.33	54.00	-16.14	400	305	Average	Horizontal	
2	11860.00	46.68	50.01	-3.33	74.00	-27.32	400	305	Peak	Horizontal	



TUV Rheinland Taiwan Ltd.  
No. 458-18, Sec 2, Fenliao, Linkou Dist., New Taipei City 244, Taiwan(R.O.C.)  
Tel: +886-2172-1000 Fax: +886-2172-1322



No.	Freq	Level	Read		Limit		APos	TPos	Remark	Pol/Phase	Note
			Level	Factor	Line	Limit					
	MHz	dBuV/m	dBuV	dB/m	dBuV/m	dB	cm	deg			
1	11860.00	45.12	48.45	-3.33	54.00	-8.88	186	50	Average	Vertical	
2	11860.00	46.80	50.13	-3.33	74.00	-27.28	186	50	Peak	Vertical	

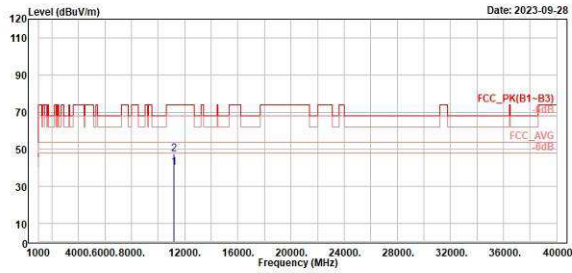
802.11ax HE80

CH 122 (Horizontal)

CH 122 (Vertical)



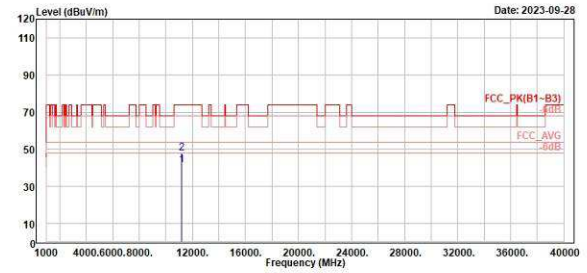
TUV Rheinland Taiwan Ltd.  
No. 458-18, Sec 2, Fenfiao, Linkou Dist., New Taipei City 244, Taiwan(R.O.C.)  
Tel: +886-2172-1000 Fax: +886-2172-1322



Freq	Level	Read Level	Factor	Limit Line	Over Limit	APos	TPos	Remark	Pol/Phase	Note
MHz	dBuV/m	dBuV	dB/m	dBuV/m	dB	cm	deg			
1	11220.00	48.06	43.21	-3.15	54.00	-13.94	326	290 Average	Horizontal	
2	11220.00	47.29	50.44	-3.15	74.00	-26.71	326	290 Peak	Horizontal	



TUV Rheinland Taiwan Ltd.  
No. 458-18, Sec 2, Fenfiao, Linkou Dist., New Taipei City 244, Taiwan(R.O.C.)  
Tel: +886-2172-1000 Fax: +886-2172-1322



Freq	Level	Read Level	Factor	Limit Line	Over Limit	APos	TPos	Remark	Pol/Phase	Note
MHz	dBuV/m	dBuV	dB/m	dBuV/m	dB	cm	deg			
1	11220.00	41.61	44.76	-3.15	54.00	-12.39	290	257 Average	Vertical	
2	11220.00	47.83	50.98	-3.15	74.00	-26.17	290	257 Peak	Vertical	

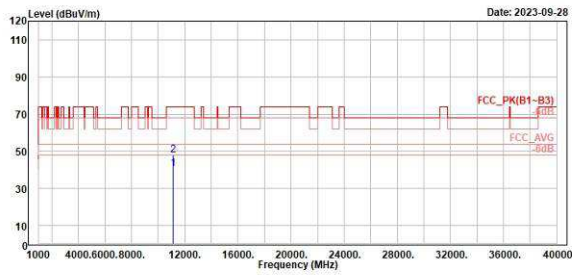
802.11ax HE160

CH 114 (Horizontal)

CH 114 (Vertical)



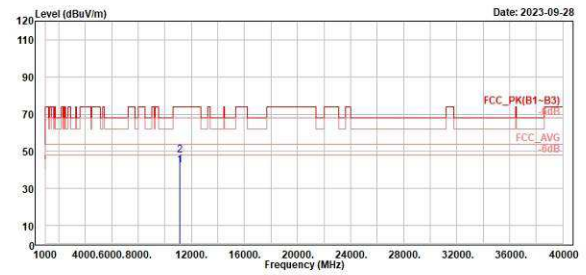
TUV Rheinland Taiwan Ltd.  
No. 458-18, Sec 2, Fenfiao, Linkou Dist., New Taipei City 244, Taiwan(R.O.C.)  
Tel: +886-2172-1000 Fax: +886-2172-1322



	Freq	Level	Read		Limit		APos	TPos	Remark	Pol/Phase	Note
			Level	Factor	Line	Limit					
	MHz	dBuV/m	dBuV	dB/m	dBuV/m	dB	cm	deg			
1	11140.00	48.65	43.88	-3.23	54.00	-13.35	300	97	Average	Horizontal	
2	11140.00	47.79	51.02	-3.23	74.00	-26.21	300	97	Peak	Horizontal	



TUV Rheinland Taiwan Ltd.  
No. 458-18, Sec 2, Fenfiao, Linkou Dist., New Taipei City 244, Taiwan(R.O.C.)  
Tel: +886-2172-1000 Fax: +886-2172-1322



	Freq	Level	Read		Limit		APos	TPos	Remark	Pol/Phase	Note
			Level	Factor	Line	Limit					
	MHz	dBuV/m	dBuV	dB/m	dBuV/m	dB	cm	deg			
1	11140.00	42.45	45.68	-3.23	54.00	-11.55	400	278	Average	Vertical	
2	11140.00	47.87	51.10	-3.23	74.00	-26.13	400	278	Peak	Vertical	

U-NII-3

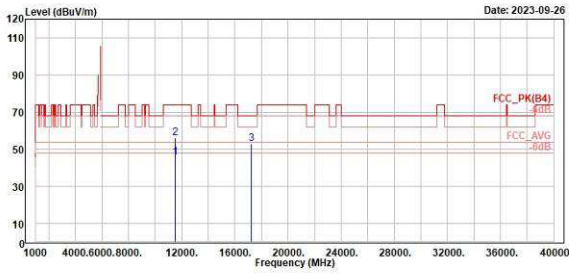
802.11a

CH 149 (Horizontal)

CH 149 (Vertical)



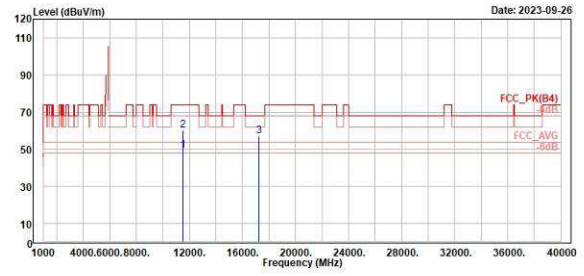
TÜV Rheinland Taiwan Ltd.  
No. 458-18, Sec. 2, Fenfiao, Linkou Dist., New Taipei City 244, Taiwan(R.O.C.)  
Tel: +886-2172-1000 Fax: +886-2172-1322



Freq	Level	Read Level	Factor	Limit Line	Over Limit	APos	TPos	Remark	Pol/Phase	Note
MHz	dBuV/m	dBuV	dB/m	dBuV/m	dB	cm	deg			
1   11490.00	45.50	48.29	-2.79	54.00	-8.50	398	247	Average	Horizontal	
2   11490.00	56.04	58.83	-2.79	74.00	-17.96	398	247	Peak	Horizontal	
3   17235.00	53.05	48.72	4.33	68.20	-15.15	106	266	Peak	Horizontal	



TÜV Rheinland Taiwan Ltd.  
No. 458-18, Sec. 2, Fenfiao, Linkou Dist., New Taipei City 244, Taiwan(R.O.C.)  
Tel: +886-2172-1000 Fax: +886-2172-1322



Freq	Level	Read Level	Factor	Limit Line	Over Limit	APos	TPos	Remark	Pol/Phase	Note
MHz	dBuV/m	dBuV	dB/m	dBuV/m	dB	cm	deg			
1   11490.00	49.45	52.24	-2.79	54.00	-4.55	110	277	Average	Vertical	
2   11490.00	60.25	63.04	-2.79	74.00	-13.75	110	277	Peak	Vertical	
3   17235.00	57.15	52.82	4.33	68.20	-11.05	400	312	Peak	Vertical	

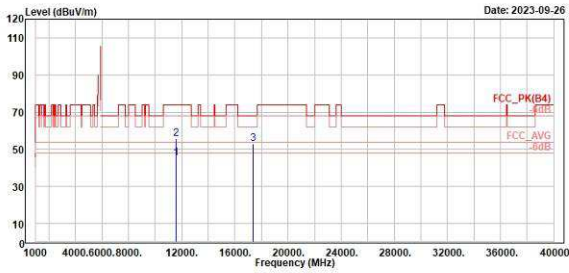
802.11a

CH 157 (Horizontal)

CH 157 (Vertical)



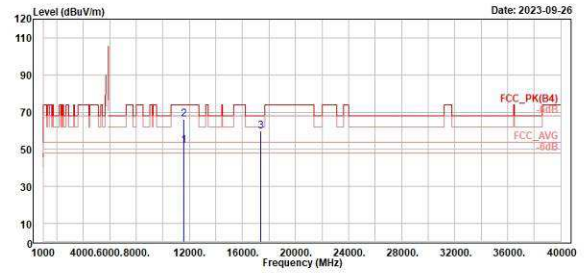
TÜV Rheinland Taiwan Ltd.  
No. 458-18, Sec. 2, Fenfiao, Linkou Dist., New Taipei City 244, Taiwan(R.O.C.)  
Tel: +886-2172-1000 Fax: +886-2172-1322



Freq	Level	Read Level	Factor	Limit Line	Over Limit	APos	TPos	Remark	Pol/Phase	Note
MHz	dBuV/m	dBuV	dB/m	dBuV/m	dB	cm	deg			
1	11570.00	45.19	47.86	-2.67	54.00	-8.81	284	280 Average	Horizontal	
2	11570.00	55.71	56.38	-2.67	74.00	-18.29	294	280 Peak	Horizontal	
3	17355.00	53.06	48.49	4.57	68.20	-15.14	391	267 Peak	Horizontal	



TÜV Rheinland Taiwan Ltd.  
No. 458-18, Sec. 2, Fenfiao, Linkou Dist., New Taipei City 244, Taiwan(R.O.C.)  
Tel: +886-2172-1000 Fax: +886-2172-1322



Freq	Level	Read Level	Factor	Limit Line	Over Limit	APos	TPos	Remark	Pol/Phase	Note
MHz	dBuV/m	dBuV	dB/m	dBuV/m	dB	cm	deg			
1	11570.00	52.05	54.72	-2.67	54.00	-1.95	480	275 Average	Vertical	
2	11570.00	66.09	65.76	-2.67	74.00	-7.91	490	275 Peak	Vertical	
3	17355.00	59.73	55.16	4.57	68.20	-8.47	392	307 Peak	Vertical	

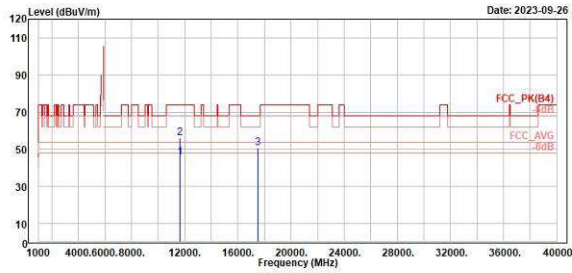
802.11a

CH 165 (Horizontal)

CH 165 (Vertical)



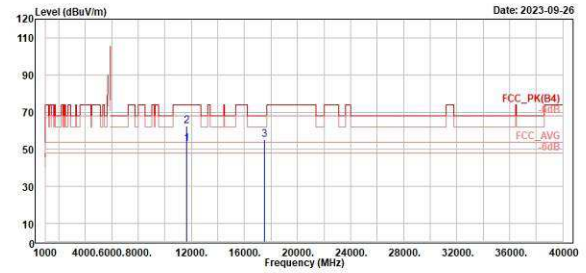
TÜV Rheinland Taiwan Ltd.  
No. 458-18, Sec. 2, Fenfiao, Linkou Dist., New Taipei City 244, Taiwan(R.O.C.)  
Tel: +886-2172-1000 Fax: +886-2172-1322



Freq	Level	Read Level	Factor	Limit Line	Over Limit	APos	TPos	Remark	Pol/Phase	Note
MHz	dBuV/m	dBuV	dB/m	dBuV/m	dB	cm	deg			
1	11650.00	45.47	47.91	-2.44	54.00	-8.53	116	300 Average	Horizontal	
2	11650.00	55.24	58.68	-2.44	74.00	-17.76	116	300 Peak	Horizontal	
3	17475.00	50.65	45.91	4.74	68.20	-17.55	400	301 Peak	Horizontal	



TÜV Rheinland Taiwan Ltd.  
No. 458-18, Sec. 2, Fenfiao, Linkou Dist., New Taipei City 244, Taiwan(R.O.C.)  
Tel: +886-2172-1000 Fax: +886-2172-1322



Freq	Level	Read Level	Factor	Limit Line	Over Limit	APos	TPos	Remark	Pol/Phase	Note
MHz	dBuV/m	dBuV	dB/m	dBuV/m	dB	cm	deg			
1	11650.00	53.07	55.51	-2.44	54.00	-8.93	192	276 Average	Vertical	
2	11650.00	62.52	64.96	-2.44	74.00	-11.48	192	276 Peak	Vertical	
3	17475.00	55.39	50.65	4.74	68.20	-12.81	394	309 Peak	Vertical	

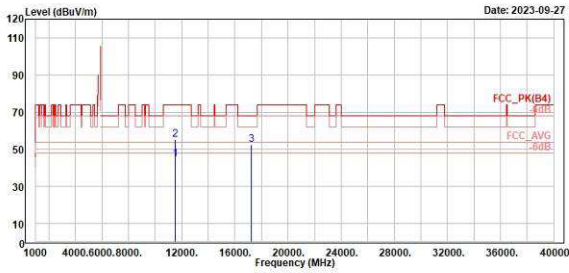
802.11ax HE20

CH 149 (Horizontal)

CH 149 (Vertical)



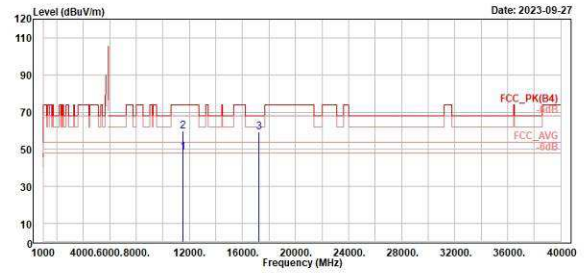
TÜV Rheinland Taiwan Ltd.  
No. 458-18, Sec 2, Fenfiao, Linkou Dist., New Taipei City 244, Taiwan(R.O.C.)  
Tel: +886-2172-1000 Fax: +886-2172-1322



	Freq	Level	Read Level Factor	Limit Line	Over Limit	APos	TPos	Remark	Pol/Phase	Note
	MHz	dBuV/m	dBuV	dB/m	dBuV/m	dB	cm	deg		
1	11490.00	44.67	47.46	-2.79	54.00	-9.33	398	247 Average	Horizontal	
2	11490.00	55.17	57.96	-2.79	74.00	-18.83	398	247 Peak	Horizontal	
3	17235.00	52.66	48.33	4.33	68.20	-15.54	105	267 Peak	Horizontal	



TÜV Rheinland Taiwan Ltd.  
No. 458-18, Sec 2, Fenfiao, Linkou Dist., New Taipei City 244, Taiwan(R.O.C.)  
Tel: +886-2172-1000 Fax: +886-2172-1322



	Freq	Level	Read Level Factor	Limit Line	Over Limit	APos	TPos	Remark	Pol/Phase	Note
	MHz	dBuV/m	dBuV	dB/m	dBuV/m	dB	cm	deg		
1	11490.00	48.42	51.21	-2.79	54.00	-5.58	144	278 Average	Vertical	
2	11490.00	59.80	62.59	-2.79	74.00	-14.20	144	278 Peak	Vertical	
3	17235.00	59.29	54.96	4.33	68.20	-8.91	400	310 Peak	Vertical	



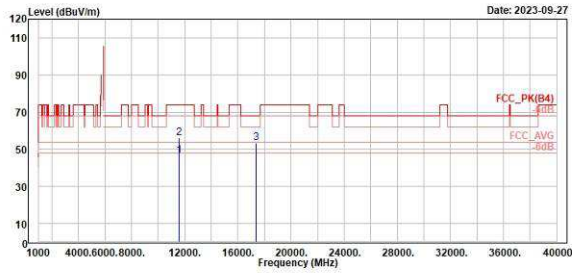
802.11ax HE20

CH 157 (Horizontal)

CH 157 (Vertical)



TUV Rheinland Taiwan Ltd.  
No. 458-18, Sec 2, Fenliao, Linkou Dist., New Taipei City 244, Taiwan(R.O.C.)  
Tel: +886-2172-1000 Fax: +886-2172-1322

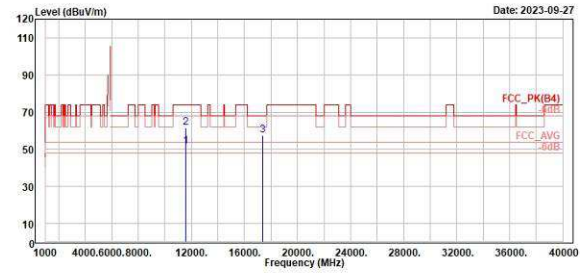


Date: 2023-09-27

Freq	Level	Read Level	Factor	Limit Line	Over Limit	APos	TPos	Remark	Pol/Phase	Note
MHz	dBuV/m	dBuV	dB/m	dBuV/m	dB	cm	deg			
1   11570.00	46.74	49.41	-2.67	54.00	-7.26	375	248	Average	Horizontal	
2   11570.00	55.99	58.66	-2.67	74.00	-18.01	375	248	Peak	Horizontal	
3   17355.00	53.23	48.66	4.57	68.20	-14.97	400	303	Peak	Horizontal	



TUV Rheinland Taiwan Ltd.  
No. 458-18, Sec 2, Fenliao, Linkou Dist., New Taipei City 244, Taiwan(R.O.C.)  
Tel: +886-2172-1000 Fax: +886-2172-1322



Date: 2023-09-27

Freq	Level	Read Level	Factor	Limit Line	Over Limit	APos	TPos	Remark	Pol/Phase	Note
MHz	dBuV/m	dBuV	dB/m	dBuV/m	dB	cm	deg			
1   11570.00	51.44	54.11	-2.67	54.00	-2.56	400	304	Average	Vertical	
2   11570.00	61.39	64.06	-2.67	74.00	-12.61	400	304	Peak	Vertical	
3   17355.00	57.29	52.72	4.57	68.20	-10.91	400	312	Peak	Vertical	

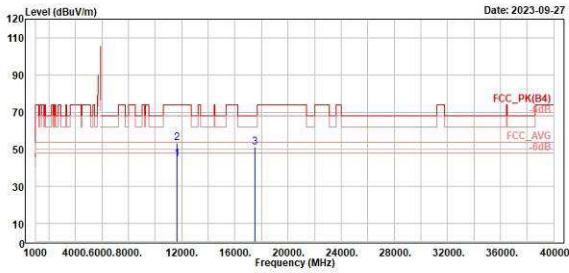
802.11ax HE20

CH 165 (Horizontal)

CH 165 (Vertical)



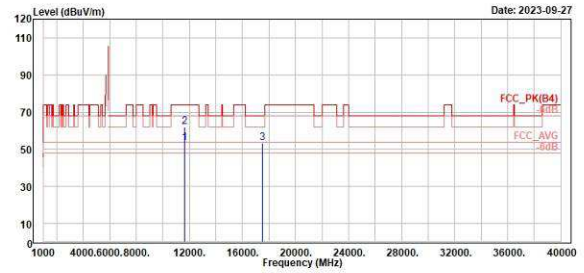
TÜV Rheinland Taiwan Ltd.  
No. 458-18, Sec. 2, Fenfiao, Linkou Dist., New Taipei City 244, Taiwan(R.O.C.)  
Tel: +886-2172-1000 Fax: +886-2172-1322



	Freq	Level	Read		Limit		APos	TPos	Remark	Pol/Phase	Note
			Level	Factor	Line	Limit					
	MHz	dBuV/m	dBuV	dB/m	dBuV/m	dB	cm	deg			
1	11650.00	44.69	47.13	-2.44	54.00	-9.31	118	302	Average	Horizontal	
2	11650.00	53.34	55.78	-2.44	74.00	-20.66	118	302	Peak	Horizontal	
3	17475.00	50.99	46.25	4.74	68.20	-17.21	400	326	Peak	Horizontal	



TÜV Rheinland Taiwan Ltd.  
No. 458-18, Sec. 2, Fenfiao, Linkou Dist., New Taipei City 244, Taiwan(R.O.C.)  
Tel: +886-2172-1000 Fax: +886-2172-1322



	Freq	Level	Read		Limit		APos	TPos	Remark	Pol/Phase	Note
			Level	Factor	Line	Limit					
	MHz	dBuV/m	dBuV	dB/m	dBuV/m	dB	cm	deg			
1	11650.00	53.46	55.90	-2.44	54.00	-8.54	336	273	Average	Vertical	
2	11650.00	62.12	64.56	-2.44	74.00	-11.88	336	273	Peak	Vertical	
3	17475.00	53.32	48.58	4.74	68.20	-14.88	300	328	Peak	Vertical	

802.11ax HE40

CH 151 (Horizontal)

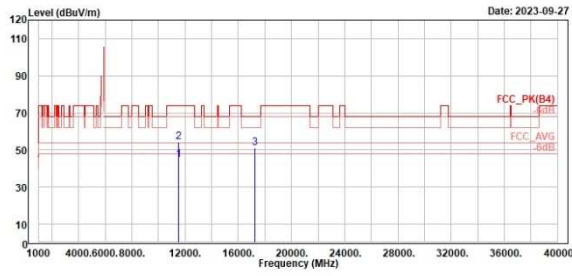
CH 151 (Vertical)



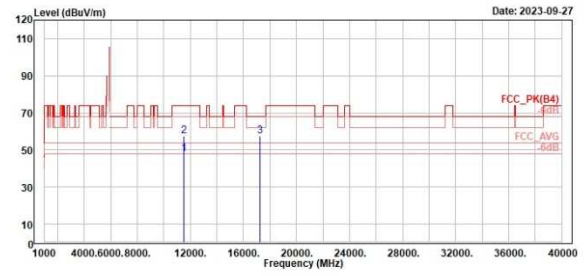
TÜV Rheinland Taiwan Ltd.  
No. 458-18, Sec 2, Fenliao, Linkou Dist., New Taipei City 244, Taiwan(R.O.C.)  
Tel: +886-2172-1000 Fax: +886-2172-1322



TÜV Rheinland Taiwan Ltd.  
No. 458-18, Sec 2, Fenliao, Linkou Dist., New Taipei City 244, Taiwan(R.O.C.)  
Tel: +886-2172-1000 Fax: +886-2172-1322



Read	Limit	Over	APos	TPos	Remark	Pol/Phase	Note
Level	Line	Limit	cm	deg			
Factor							
dB/m	dBuV/m	dB					
44.58	54.00	-9.42	377	247	Average	Horizontal	
57.21	74.00	-19.55	377	247	Peak	Horizontal	
46.69	68.20	-17.20	400	240	Peak	Horizontal	



Read	Limit	Over	APos	TPos	Remark	Pol/Phase	Note
Level	Line	Limit	cm	deg			
Factor							
dB/m	dBuV/m	dB					
47.73	54.00	-6.27	354	271	Average	Vertical	
57.32	74.00	-16.68	354	271	Peak	Vertical	
53.02	68.20	-10.87	300	326	Peak	Vertical	

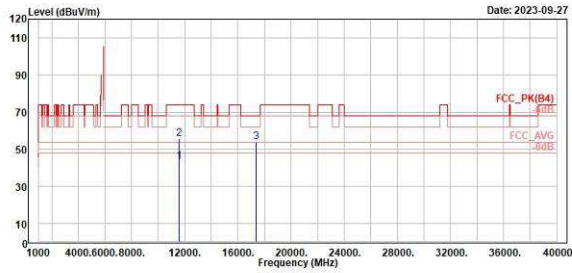
802.11ax HE40

CH 159 (Horizontal)

CH 159 (Vertical)



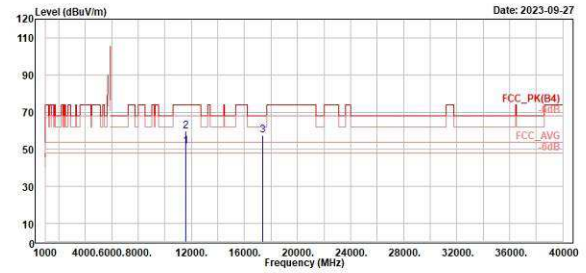
TÜV Rheinland Taiwan Ltd.  
No. 458-18, Sec. 2, Fenliao, Linkou Dist., New Taipei City 244, Taiwan(R.O.C.)  
Tel: +886-2172-1000 Fax: +886-2172-1322



Freq	Level	Read Level	Factor	Limit Line	Over Limit	APos	TPos	Remark	Pol/Phase	Note
MHz	dBuV/m	dBuV	dB/m	dBuV/m	dB	cm	deg			
1	11590.00	43.43	46.06	-2.63	54.00	-10.57	100	299 Average	Horizontal	
2	11590.00	55.47	59.10	-2.63	74.00	-18.53	100	299 Peak	Horizontal	
3	17385.00	53.62	48.90	4.72	68.20	-14.58	400	322 Peak	Horizontal	



TÜV Rheinland Taiwan Ltd.  
No. 458-18, Sec. 2, Fenliao, Linkou Dist., New Taipei City 244, Taiwan(R.O.C.)  
Tel: +886-2172-1000 Fax: +886-2172-1322



Freq	Level	Read Level	Factor	Limit Line	Over Limit	APos	TPos	Remark	Pol/Phase	Note
MHz	dBuV/m	dBuV	dB/m	dBuV/m	dB	cm	deg			
1	11590.00	51.35	53.98	-2.63	54.00	-2.65	355	273 Average	Vertical	
2	11590.00	59.06	62.49	-2.63	74.00	-14.14	355	273 Peak	Vertical	
3	17385.00	57.61	52.89	4.72	68.20	-10.59	300	316 Peak	Vertical	

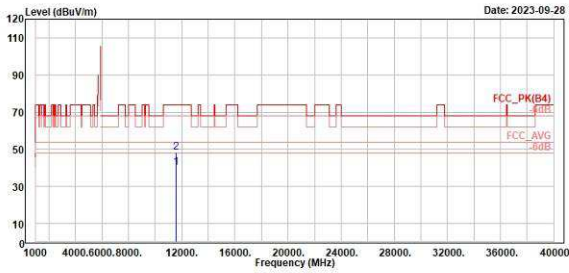
802.11ax HE80

CH 155 (Horizontal)

CH 155 (Vertical)



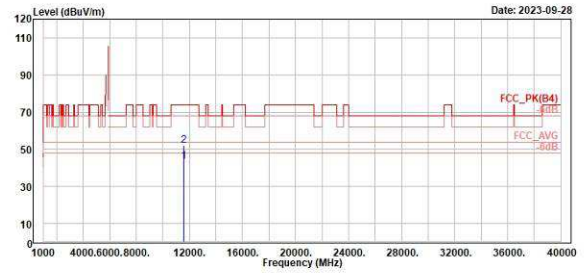
TÜV Rheinland Taiwan Ltd.  
No. 458-18, Sec 2, Fenliao, Linkou Dist., New Taipei City 244, Taiwan(R.O.C.)  
Tel: +886-2172-1000 Fax: +886-2172-1322



Freq	Level	Read Level	Factor	Limit Line	Over Limit	APos	TPos	Remark	Pol/Phase	Note
MHz	dBuV/m	dBuV	dB/m	dBuV/m	dB	cm	deg			
1	11550.00	39.96	42.66	-2.70	54.00	-14.04	272	279 Average	Horizontal	
2	11550.00	48.43	51.13	-2.70	74.00	-25.57	272	279 Peak	Horizontal	



TÜV Rheinland Taiwan Ltd.  
No. 458-18, Sec 2, Fenliao, Linkou Dist., New Taipei City 244, Taiwan(R.O.C.)  
Tel: +886-2172-1000 Fax: +886-2172-1322



Freq	Level	Read Level	Factor	Limit Line	Over Limit	APos	TPos	Remark	Pol/Phase	Note
MHz	dBuV/m	dBuV	dB/m	dBuV/m	dB	cm	deg			
1	11550.00	43.47	46.17	-2.70	54.00	-10.53	100	261 Average	Vertical	
2	11550.00	52.24	54.94	-2.70	74.00	-21.76	100	261 Peak	Vertical	

Mains Conducted Emission, (150kHz ~ 30MHz)

