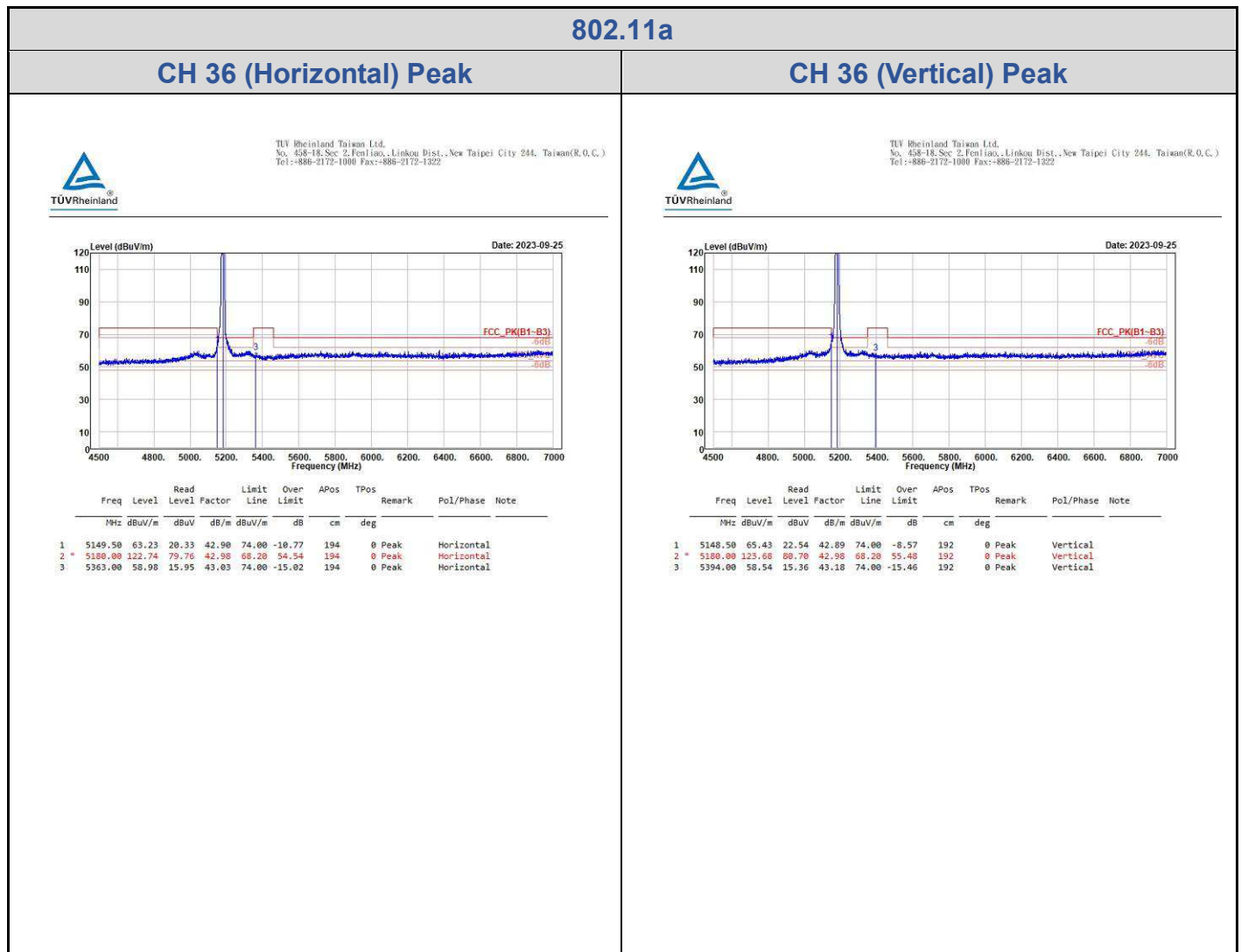


Appendix H: Test Results of Radiation Spurious Emissions & Mains Conducted Emission (PINE_Sector antenna)

Band Edges, 4.5GHz ~ 5.15GHz

U-NII-1



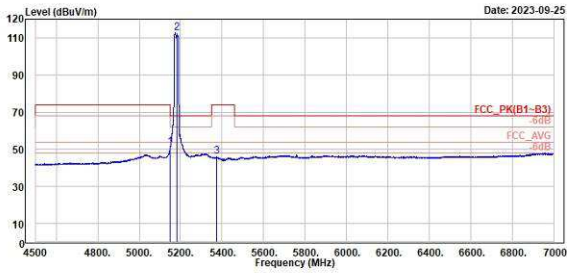
802.11a

CH 36 (Horizontal) Average

CH 36 (Vertical) Average



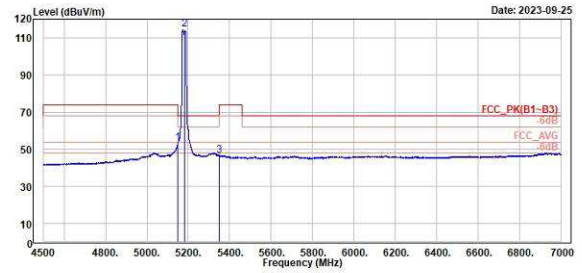
TÜV Rheinland Taiwan Ltd.
No. 458-18, Sec 2, Fenfiao, Linkou Dist., New Taipei City 244, Taiwan(R.O.C.)
Tel: +886-2172-1000 Fax: +886-2172-1322



1	2	3	Read Level	Level Factor	Limit Line	Over Limit	APos	TPos	Remark	Pol/Phase	Note
MHz	dBuV/m	dBuV	dB/m	dBuV/m	dB	cm	deg				
5150.00	51.02	8.12	42.90	54.00	-2.98	194	0	Average	Horizontal		
5180.00	122.85	69.87	42.98	54.00	58.85	194	0	Average	Horizontal		
5375.00	45.87	2.78	43.09	54.00	-8.13	194	0	Average	Horizontal		



TÜV Rheinland Taiwan Ltd.
No. 458-18, Sec 2, Fenfiao, Linkou Dist., New Taipei City 244, Taiwan(R.O.C.)
Tel: +886-2172-1000 Fax: +886-2172-1322



1	2	3	Read Level	Level Factor	Limit Line	Over Limit	APos	TPos	Remark	Pol/Phase	Note
MHz	dBuV/m	dBuV	dB/m	dBuV/m	dB	cm	deg				
5150.00	53.43	10.53	42.90	54.00	-0.57	192	0	Average	Vertical		
5180.00	114.48	71.50	42.98	54.00	60.48	192	0	Average	Vertical		
5351.00	46.75	3.78	42.97	54.00	-7.25	192	0	Average	Vertical		

802.11a

CH 40 (Horizontal) Peak

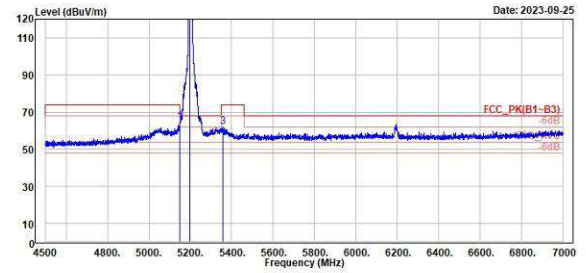
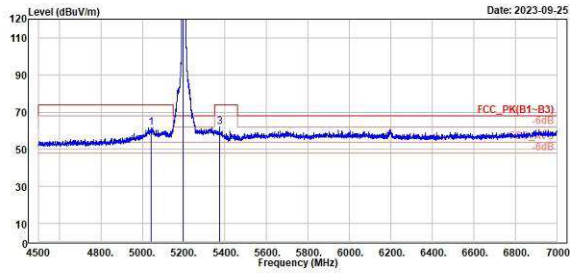
CH 40 (Vertical) Peak



TÜV Rheinland Taiwan Ltd.
No. 458-18, Sec 2, Fenliao, Linkou Dist., New Taipei City 244, Taiwan(R.O.C.)
Tel: +886-2172-1000 Fax: +886-2172-1322



TÜV Rheinland Taiwan Ltd.
No. 458-18, Sec 2, Fenliao, Linkou Dist., New Taipei City 244, Taiwan(R.O.C.)
Tel: +886-2172-1000 Fax: +886-2172-1322



Peak	Freq	Level	Read Level	Factor	Limit Line	Over Limit	APos	TPos	Remark	Pol/Phase	Note
	MHz	dBuV/m	dBuV	dB/m	dBuV/m	dB	cm	deg			
1	5044.50	61.76	19.16	42.60	74.00	-12.24	191	360	Peak	Horizontal	
2	5280.00	125.07	83.03	43.04	68.20	57.87	191	360	Peak	Horizontal	
3	5373.00	62.09	19.01	43.08	74.00	-11.91	191	360	Peak	Horizontal	

Peak	Freq	Level	Read Level	Factor	Limit Line	Over Limit	APos	TPos	Remark	Pol/Phase	Note
	MHz	dBuV/m	dBuV	dB/m	dBuV/m	dB	cm	deg			
1	5150.00	64.78	21.88	42.90	68.20	-3.42	194	360	Peak	Vertical	
2	5200.00	120.44	83.40	43.04	68.20	59.24	194	360	Peak	Vertical	
3	5358.00	62.04	19.04	43.00	74.00	-11.96	194	360	Peak	Vertical	

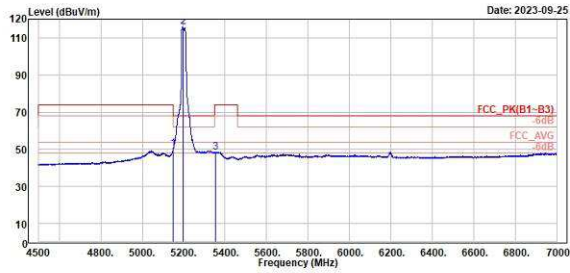
802.11a

CH 40 (Horizontal) Average

CH 40 (Vertical) Average



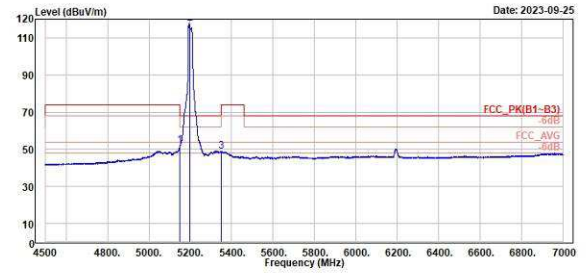
TÜV Rheinland Taiwan Ltd.
No. 458-18, Sec 2, Fenfiao, Linkou Dist., New Taipei City 244, Taiwan(R.O.C.)
Tel: +886-2172-1000 Fax: +886-2172-1322



Freq	Level	Read Level	Factor	Limit Line	Over Limit	APos	TPos	Remark	Pol/Phase	Note
MHz	dBuV/m	dBuV	dB/m	dBuV/m	dB	cm	deg			
1 5150.00	49.98	7.08	42.90	54.00	-4.02	191	360	Average	Horizontal	
2 * 5200.00	115.77	72.73	43.04	54.00	61.77	191	360	Average	Horizontal	
3 5352.00	48.32	5.34	42.98	54.00	-5.68	191	360	Average	Horizontal	



TÜV Rheinland Taiwan Ltd.
No. 458-18, Sec 2, Fenfiao, Linkou Dist., New Taipei City 244, Taiwan(R.O.C.)
Tel: +886-2172-1000 Fax: +886-2172-1322



Freq	Level	Read Level	Factor	Limit Line	Over Limit	APos	TPos	Remark	Pol/Phase	Note
MHz	dBuV/m	dBuV	dB/m	dBuV/m	dB	cm	deg			
1 5150.00	51.92	9.02	42.90	54.00	-2.08	194	360	Average	Vertical	
2 * 5200.00	117.68	74.64	43.04	54.00	63.68	194	360	Average	Vertical	
3 5350.00	48.77	5.80	42.97	54.00	-5.23	194	360	Average	Vertical	

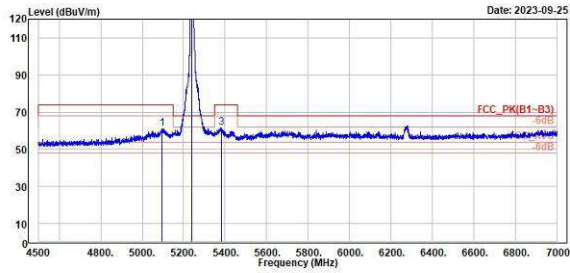
802.11a

CH 48 (Horizontal) Peak

CH 48 (Vertical) Peak



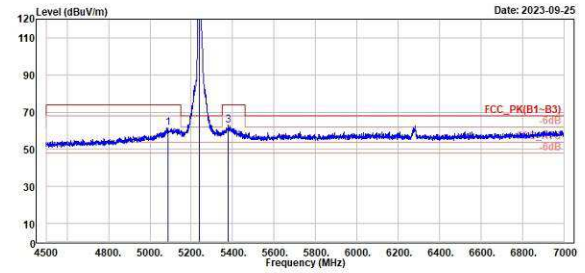
TÜV Rheinland Taiwan Ltd.
No. 458-18, Sec 2, Fenfiao, Linkou Dist., New Taipei City 244, Taiwan(R.O.C.)
Tel: +886-2172-1000 Fax: +886-2172-1322



Peak	Freq (MHz)	Level (dBuV/m)	Read Level (dBuV)	Factor (dB/m)	Limit Line (dBuV/m)	Over Limit (dB)	APos (cm)	TPos (deg)	Remark	Pol/Phase	Note
1	5095.00	60.98	18.42	42.56	74.00	-13.02	196	360	Peak	Horizontal	
2	5240.00	127.04	84.05	42.99	65.20	58.84	196	360	Peak	Horizontal	
3	5383.00	61.67	18.54	43.13	74.00	-12.33	196	360	Peak	Horizontal	



TÜV Rheinland Taiwan Ltd.
No. 458-18, Sec 2, Fenfiao, Linkou Dist., New Taipei City 244, Taiwan(R.O.C.)
Tel: +886-2172-1000 Fax: +886-2172-1322



Peak	Freq (MHz)	Level (dBuV/m)	Read Level (dBuV)	Factor (dB/m)	Limit Line (dBuV/m)	Over Limit (dB)	APos (cm)	TPos (deg)	Remark	Pol/Phase	Note
1	5088.50	61.55	18.98	42.57	74.00	-12.45	195	360	Peak	Vertical	
2	5240.00	125.92	82.93	42.99	65.20	57.72	195	360	Peak	Vertical	
3	5378.00	63.06	19.96	43.10	74.00	-10.94	195	360	Peak	Vertical	

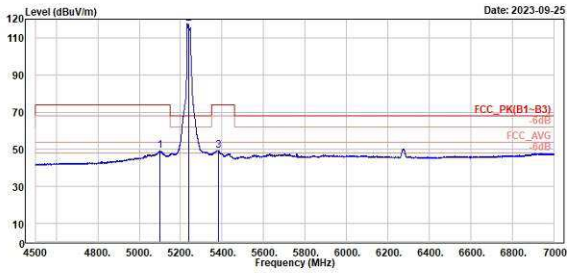
802.11a

CH 48 (Horizontal) Average

CH 48 (Vertical) Average



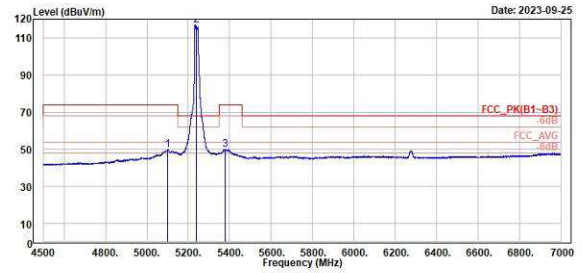
TÜV Rheinland Taiwan Ltd.
No. 458-18, Sec 2, Fenfiao, Linkou Dist., New Taipei City 244, Taiwan(R.O.C.)
Tel: +886-2172-1000 Fax: +886-2172-1322



Freq	Level	Read Level	Factor	Limit Line	Over Limit	APos	TPos	Remark	Pol/Phase	Note
MHz	dBuV/m	dBuV	dB/m	dBuV/m	dB	cm	deg			
1 5181.50	49.19	6.62	42.57	54.00	-4.81	196	360	Average	Horizontal	
2 * 5248.00	127.91	74.92	42.99	54.00	63.91	196	360	Average	Horizontal	
3 5380.50	49.44	6.33	43.11	54.00	-4.56	196	360	Average	Horizontal	



TÜV Rheinland Taiwan Ltd.
No. 458-18, Sec 2, Fenfiao, Linkou Dist., New Taipei City 244, Taiwan(R.O.C.)
Tel: +886-2172-1000 Fax: +886-2172-1322



Freq	Level	Read Level	Factor	Limit Line	Over Limit	APos	TPos	Remark	Pol/Phase	Note
MHz	dBuV/m	dBuV	dB/m	dBuV/m	dB	cm	deg			
1 5181.50	49.73	7.16	42.57	54.00	-4.27	195	360	Average	Vertical	
2 * 5248.00	116.71	73.72	42.99	54.00	62.71	195	360	Average	Vertical	
3 5376.50	49.77	6.67	43.10	54.00	-4.23	195	360	Average	Vertical	

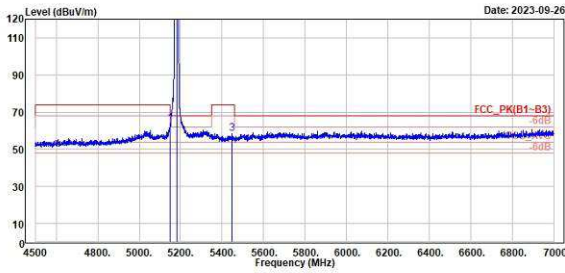
802.11ax HE20

CH 36 (Horizontal) Peak

CH 36 (Vertical) Peak



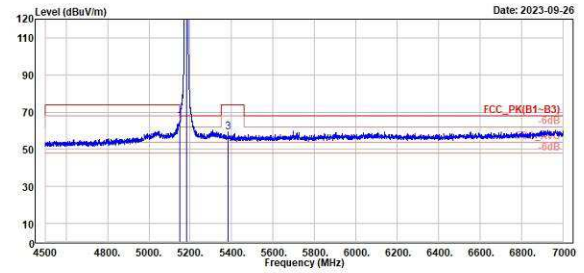
TÜV Rheinland Taiwan Ltd.
No. 458-18, Sec 2, Fenfiao, Linkou Dist., New Taipei City 244, Taiwan(R.O.C.)
Tel: +886-2172-1000 Fax: +886-2172-1322



Peak	Freq (MHz)	Level (dBuV/m)	Read Level (dBuV)	Factor (dB/m)	Limit Line (dBuV/m)	Over Limit (dB)	APos (cm)	TPos (deg)	Remark	Pol/Phase	Note
1	5149.58	63.84	28.94	42.90	74.00	-10.16	187	360	Peak	Horizontal	
2	5188.00	122.98	79.92	42.98	65.20	54.78	187	360	Peak	Horizontal	
3	5447.00	58.49	15.24	43.25	74.00	-15.51	187	360	Peak	Horizontal	



TÜV Rheinland Taiwan Ltd.
No. 458-18, Sec 2, Fenfiao, Linkou Dist., New Taipei City 244, Taiwan(R.O.C.)
Tel: +886-2172-1000 Fax: +886-2172-1322



Peak	Freq (MHz)	Level (dBuV/m)	Read Level (dBuV)	Factor (dB/m)	Limit Line (dBuV/m)	Over Limit (dB)	APos (cm)	TPos (deg)	Remark	Pol/Phase	Note
1	5150.00	65.35	22.45	42.90	68.20	-2.85	190	356	Peak	Vertical	
2	5188.00	124.68	81.78	42.98	68.20	56.48	190	356	Peak	Vertical	
3	5381.50	59.51	16.39	43.12	74.00	-14.49	190	356	Peak	Vertical	

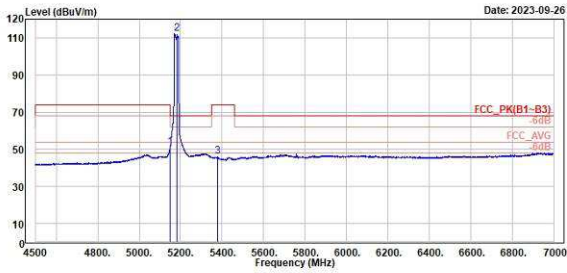
802.11ax HE20

CH 36 (Horizontal) Average

CH 36 (Vertical) Average



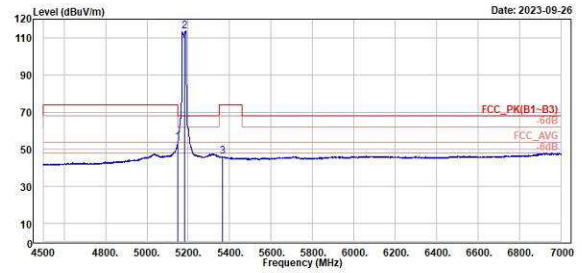
TUV Rheinland Taiwan Ltd.
No. 458-18, Sec 2, Fenfiao, Linkou Dist., New Taipei City 244, Taiwan(R.O.C.)
Tel: +886-2172-1000 Fax: +886-2172-1322



Peak	Freq (MHz)	Level (dBuV/m)	Read Level (dBuV)	Factor (dB/m)	Limit Line (dBuV/m)	Over Limit (dB)	APos (cm)	TPos (deg)	Remark	Pol/Phase	Note
1	5149.50	51.14	8.24	42.90	54.00	-2.86	187	360	Average	Horizontal	
2	5188.00	122.89	69.11	42.98	54.00	58.89	187	360	Average	Horizontal	
3	5376.50	46.08	2.98	43.10	54.00	-7.92	187	360	Average	Horizontal	



TUV Rheinland Taiwan Ltd.
No. 458-18, Sec 2, Fenfiao, Linkou Dist., New Taipei City 244, Taiwan(R.O.C.)
Tel: +886-2172-1000 Fax: +886-2172-1322



Peak	Freq (MHz)	Level (dBuV/m)	Read Level (dBuV)	Factor (dB/m)	Limit Line (dBuV/m)	Over Limit (dB)	APos (cm)	TPos (deg)	Remark	Pol/Phase	Note
1	5150.00	53.79	10.89	42.90	54.00	-0.21	190	356	Average	Vertical	
2	5188.00	113.47	70.49	42.98	54.00	59.47	190	356	Average	Vertical	
3	5365.50	46.26	3.22	43.04	54.00	-7.74	190	356	Average	Vertical	

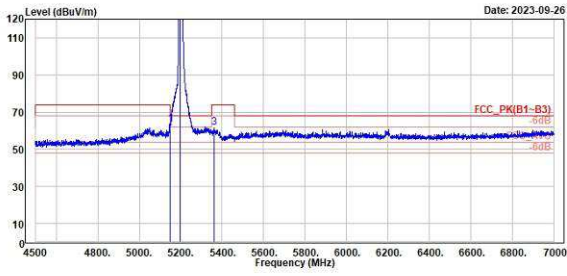
802.11ax HE20

CH 40 (Horizontal) Peak

CH 40 (Vertical) Peak



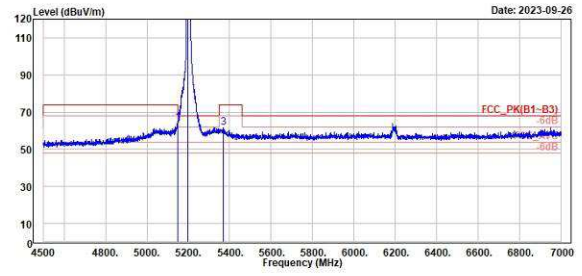
TÜV Rheinland Taiwan Ltd.
No. 458-18, Sec 2, Fenfiao, Linkou Dist., New Taipei City 244, Taiwan(R.O.C.)
Tel: +886-2172-1000 Fax: +886-2172-1322



Peak	Freq (MHz)	Level (dBuV/m)	Read Level (dBuV)	Factor (dB)	Limit Line (dBuV/m)	Over Limit (dB)	APos (cm)	TPos (deg)	Remark	Pol/Phase	Note
1	5150.00	63.55	20.65	42.90	68.20	-4.65	190	358	Peak	Horizontal	
2	5200.00	127.19	84.15	43.04	68.20	58.99	190	358	Peak	Horizontal	
3	5361.50	61.37	18.34	43.03	74.00	-12.63	190	358	Peak	Horizontal	



TÜV Rheinland Taiwan Ltd.
No. 458-18, Sec 2, Fenfiao, Linkou Dist., New Taipei City 244, Taiwan(R.O.C.)
Tel: +886-2172-1000 Fax: +886-2172-1322



Peak	Freq (MHz)	Level (dBuV/m)	Read Level (dBuV)	Factor (dB)	Limit Line (dBuV/m)	Over Limit (dB)	APos (cm)	TPos (deg)	Remark	Pol/Phase	Note
1	5148.50	64.56	21.67	42.89	74.00	-9.44	190	360	Peak	Vertical	
2	5200.00	127.53	84.49	43.04	68.20	59.33	190	360	Peak	Vertical	
3	5368.00	61.68	18.63	43.05	74.00	-12.32	190	360	Peak	Vertical	

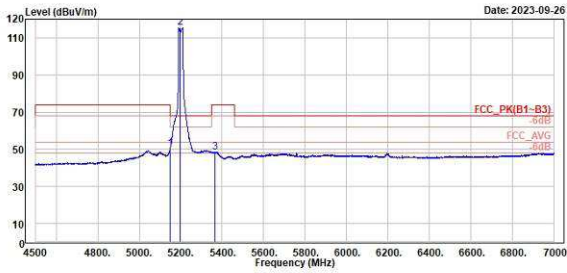
802.11ax HE20

CH 40 (Horizontal) Average

CH 40 (Vertical) Average



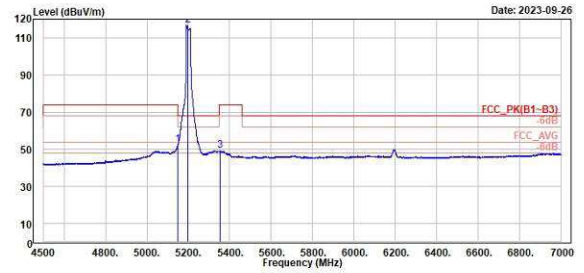
TÜV Rheinland Taiwan Ltd.
No. 458-18, Sec 2, Fenfiao, Linkou Dist., New Taipei City 244, Taiwan(R.O.C.)
Tel: +886-2172-1000 Fax: +886-2172-1322



Freq	Level	Read Level	Factor	Limit Line	Over Limit	APos	TPos	Remark	Pol/Phase	Note
MHz	dBuV/m	dBuV	dB/m	dBuV/m	dB	cm	deg			
1	5150.00	50.39	7.49	42.90	54.00	-3.61	190	358 Average	Horizontal	
2	5200.00	115.29	72.25	43.04	54.00	61.29	190	350 Average	Horizontal	
3	5366.00	48.50	5.46	43.04	54.00	-5.50	190	358 Average	Horizontal	



TÜV Rheinland Taiwan Ltd.
No. 458-18, Sec 2, Fenfiao, Linkou Dist., New Taipei City 244, Taiwan(R.O.C.)
Tel: +886-2172-1000 Fax: +886-2172-1322



Freq	Level	Read Level	Factor	Limit Line	Over Limit	APos	TPos	Remark	Pol/Phase	Note
MHz	dBuV/m	dBuV	dB/m	dBuV/m	dB	cm	deg			
1	5149.50	52.45	9.55	42.90	54.00	-1.55	190	360 Average	Vertical	
2	5200.00	116.91	73.07	43.04	54.00	62.91	190	360 Average	Vertical	
3	5354.50	49.12	6.13	42.99	54.00	-4.88	190	360 Average	Vertical	

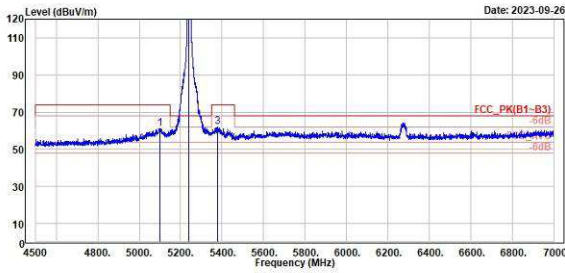
802.11ax HE20

CH 48 (Horizontal) Peak

CH 48 (Vertical) Peak



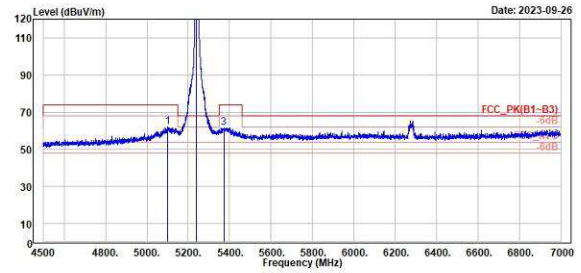
TÜV Rheinland Taiwan Ltd.
No. 458-18, Sec. 2, Fenfiao, Linkou Dist., New Taipei City 244, Taiwan(R.O.C.)
Tel: +886-2172-1000 Fax: +886-2172-1322



Peak	Freq (MHz)	Level (dBuV/m)	Read Level (dBuV)	Factor (dB/m)	Limit Line (dBuV/m)	Over Limit (dB)	APos (cm)	TPos (deg)	Remark	Pol/Phase	Note
1	5181.00	61.36	18.79	42.57	74.00	-12.64	184	360	Peak	Horizontal	
2	5240.00	128.25	89.26	42.99	65.20	60.05	184	360	Peak	Horizontal	
3	5379.50	61.89	18.78	43.11	74.00	-12.11	184	360	Peak	Horizontal	



TÜV Rheinland Taiwan Ltd.
No. 458-18, Sec. 2, Fenfiao, Linkou Dist., New Taipei City 244, Taiwan(R.O.C.)
Tel: +886-2172-1000 Fax: +886-2172-1322



Peak	Freq (MHz)	Level (dBuV/m)	Read Level (dBuV)	Factor (dB/m)	Limit Line (dBuV/m)	Over Limit (dB)	APos (cm)	TPos (deg)	Remark	Pol/Phase	Note
1	5180.00	62.27	19.72	42.55	74.00	-11.73	184	360	Peak	Vertical	
2	5240.00	127.48	84.49	42.99	65.20	59.28	184	360	Peak	Vertical	
3	5372.00	61.73	18.65	43.08	74.00	-12.27	184	360	Peak	Vertical	

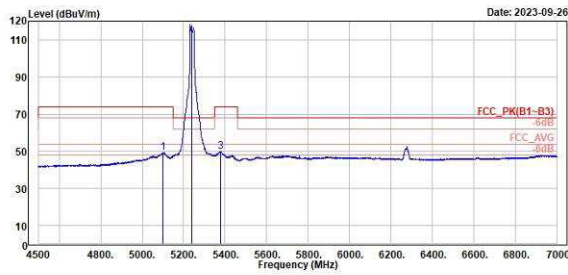
802.11ax HE20

CH 48 (Horizontal) Average

CH 48 (Vertical) Average



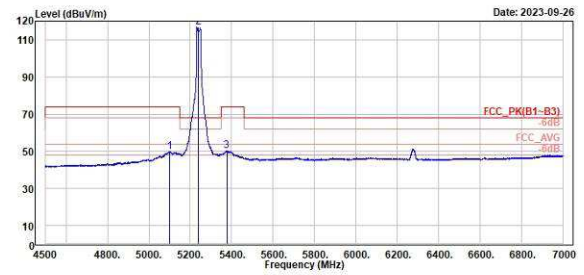
TÜV Rheinland Taiwan Ltd.
No. 458-18, Sec 2, Fenfiao, Linkou Dist., New Taipei City 244, Taiwan(R.O.C.)
Tel: +886-2172-1000 Fax: +886-2172-1322



Freq	Level	Read Level	Factor	Limit Line	Over Limit	APos	TPos	Remark	Pol/Phase	Note
MHz	dBuV/m	dBuV	dB/m	dBuV/m	dB	cm	deg			
1 5182.00	49.32	6.75	42.57	54.00	-4.68	184	360	Average	Horizontal	
2 * 5248.00	118.25	75.26	42.99	54.00	64.25	184	360	Average	Horizontal	
3 5377.00	49.95	6.85	43.10	54.00	-4.05	184	360	Average	Horizontal	



TÜV Rheinland Taiwan Ltd.
No. 458-18, Sec 2, Fenfiao, Linkou Dist., New Taipei City 244, Taiwan(R.O.C.)
Tel: +886-2172-1000 Fax: +886-2172-1322



Freq	Level	Read Level	Factor	Limit Line	Over Limit	APos	TPos	Remark	Pol/Phase	Note
MHz	dBuV/m	dBuV	dB/m	dBuV/m	dB	cm	deg			
1 5099.50	49.73	7.18	42.55	54.00	-4.27	184	360	Average	Vertical	
2 * 5248.00	116.92	73.93	42.99	54.00	62.92	184	360	Average	Vertical	
3 5376.00	50.36	7.27	43.09	54.00	-3.64	184	360	Average	Vertical	

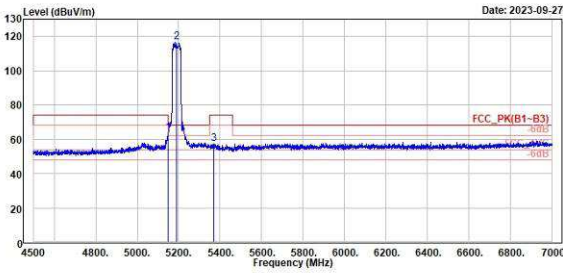
802.11ax HE40

CH 38 (Horizontal) Peak

CH 38 (Vertical) Peak



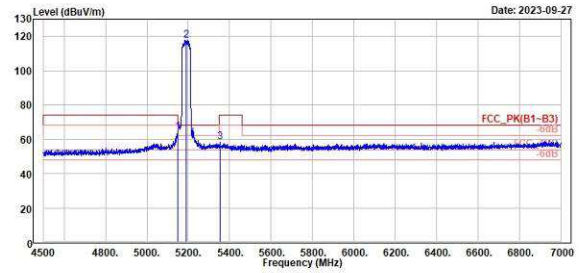
TÜV Rheinland Taiwan Ltd.
No. 458-18, Sec 2, Fenjiao, Linkou Dist., New Taipei City 244, Taiwan(R.O.C.)
Tel: +886-2172-1000 Fax: +886-2172-1322



Peak	Freq (MHz)	Level (dBuV/m)	Read Level (dBuV)	Factor (dB/m)	Limit Line (dBuV/m)	Over Limit (dB)	APos (cm)	TPos (deg)	Remark	Pol/Phase	Note
1	5150.00	63.75	22.32	41.43	68.20	-4.45	199	360	Peak	Horizontal	
2	5190.00	116.62	75.00	41.62	68.20	48.42	199	360	Peak	Horizontal	
3	5368.00	57.46	15.44	42.02	74.00	-16.54	199	360	Peak	Horizontal	



TÜV Rheinland Taiwan Ltd.
No. 458-18, Sec 2, Fenjiao, Linkou Dist., New Taipei City 244, Taiwan(R.O.C.)
Tel: +886-2172-1000 Fax: +886-2172-1322



Peak	Freq (MHz)	Level (dBuV/m)	Read Level (dBuV)	Factor (dB/m)	Limit Line (dBuV/m)	Over Limit (dB)	APos (cm)	TPos (deg)	Remark	Pol/Phase	Note
1	5149.50	64.13	22.78	41.43	74.00	-9.87	200	360	Peak	Vertical	
2	5190.00	117.01	75.19	41.82	68.20	48.81	200	360	Peak	Vertical	
3	5353.00	58.51	16.71	41.80	74.00	-15.49	200	360	Peak	Vertical	

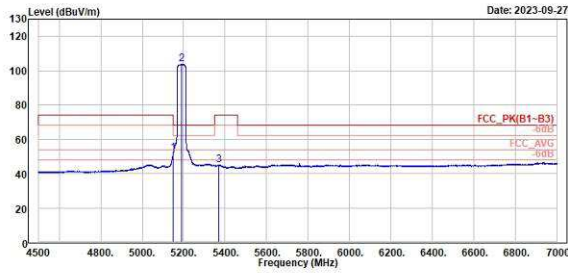
802.11ax HE40

CH 38 (Horizontal) Average

CH 38 (Vertical) Average



TÜV Rheinland Taiwan Ltd.
No. 458-18, Sec. 2, Fenfiao, Linkou Dist., New Taipei City 244, Taiwan(R.O.C.)
Tel: +886-2172-1000 Fax: +886-2172-1322

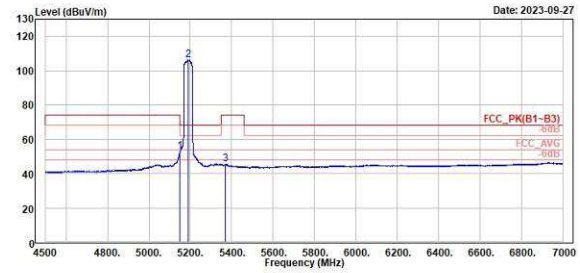


Date: 2023-09-27

Freq	Level	Read Level	Factor	Limit	Over	APos	TPos	Remark	Pol/Phase	Note
MHz	dBuV/m	dBuV	dB/m	dBuV/m	dB	cm	deg			
1	5150.00	51.95	10.52	41.43	54.00	-2.05	199	360 Average	Horizontal	
2	5190.00	103.96	62.34	41.62	54.00	49.96	199	360 Average	Horizontal	
3	5369.00	44.95	2.91	42.04	54.00	-9.05	199	360 Average	Horizontal	



TÜV Rheinland Taiwan Ltd.
No. 458-18, Sec. 2, Fenfiao, Linkou Dist., New Taipei City 244, Taiwan(R.O.C.)
Tel: +886-2172-1000 Fax: +886-2172-1322



Date: 2023-09-27

Freq	Level	Read Level	Factor	Limit	Over	APos	TPos	Remark	Pol/Phase	Note
MHz	dBuV/m	dBuV	dB/m	dBuV/m	dB	cm	deg			
1	5150.00	52.91	11.48	41.43	54.00	-1.09	200	360 Average	Vertical	
2	5190.00	100.09	64.47	41.62	54.00	52.09	200	360 Average	Vertical	
3	5370.00	45.41	3.36	42.05	54.00	-8.59	200	360 Average	Vertical	

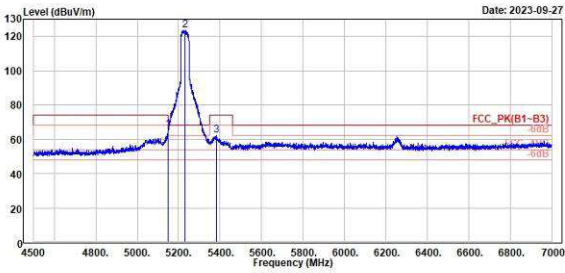
802.11ax HE40

CH 46 (Horizontal) Peak

CH 46 (Vertical) Peak



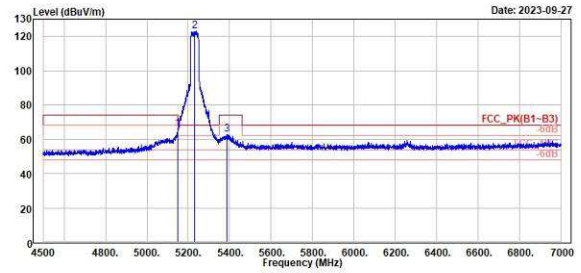
TÜV Rheinland Taiwan Ltd.
No. 458-18, Sec 2, Fenfiao, Linkou Dist., New Taipei City 244, Taiwan(R.O.C.)
Tel: +886-2172-1000 Fax: +886-2172-1322



Peak	Freq	Level	Read Level	Factor	Limit	Over	APos	TPos	Remark	Pol/Phase	Note
	MHz	dBuV/m	dBuV	dB/m	dBuV/m	dB	cm	deg			
1	5148.50	65.71	24.28	41.43	74.00	-8.29	190	360	Peak	Horizontal	
2	5238.00	123.67	82.95	41.62	65.20	55.47	190	360	Peak	Horizontal	
3	5382.00	62.50	20.27	42.23	74.00	-11.50	190	360	Peak	Horizontal	



TÜV Rheinland Taiwan Ltd.
No. 458-18, Sec 2, Fenfiao, Linkou Dist., New Taipei City 244, Taiwan(R.O.C.)
Tel: +886-2172-1000 Fax: +886-2172-1322



Peak	Freq	Level	Read Level	Factor	Limit	Over	APos	TPos	Remark	Pol/Phase	Note
	MHz	dBuV/m	dBuV	dB/m	dBuV/m	dB	cm	deg			
1	5148.00	66.06	24.63	41.43	74.00	-7.94	189	354	Peak	Vertical	
2	5238.00	123.11	81.49	41.62	65.20	54.91	189	354	Peak	Vertical	
3	5385.50	62.93	20.65	42.28	74.00	-11.07	189	354	Peak	Vertical	

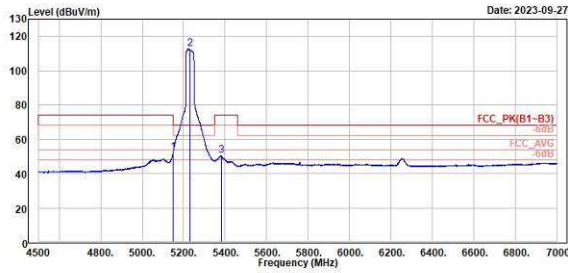
802.11ax HE40

CH 46 (Horizontal) Average

CH 46 (Vertical) Average



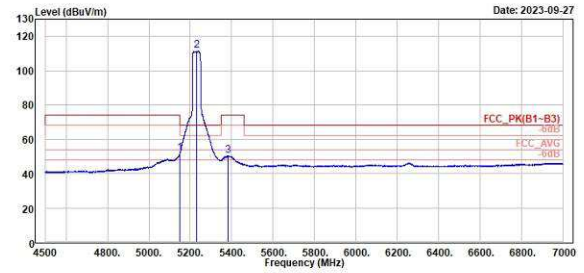
TÜV Rheinland Taiwan Ltd.
No. 458-18, Sec 2, Fenfiao, Linkou Dist., New Taipei City 244, Taiwan(R.O.C.)
Tel: +886-2172-1000 Fax: +886-2172-1322



Peak	Freq (MHz)	Level (dBuV/m)	Read Level (dBuV)	Factor (dB/m)	Limit Line (dBuV/m)	Over Limit (dB)	APos (cm)	TPos (deg)	Remark	Pol/Phase	Note
1	5150.00	52.54	11.11	41.43	54.00	-1.46	190	360	Average	Horizontal	
2	5230.00	122.72	71.10	41.62	54.00	58.72	190	360	Average	Horizontal	
3	5380.50	50.28	8.07	42.21	54.00	-3.72	190	360	Average	Horizontal	



TÜV Rheinland Taiwan Ltd.
No. 458-18, Sec 2, Fenfiao, Linkou Dist., New Taipei City 244, Taiwan(R.O.C.)
Tel: +886-2172-1000 Fax: +886-2172-1322



Peak	Freq (MHz)	Level (dBuV/m)	Read Level (dBuV)	Factor (dB/m)	Limit Line (dBuV/m)	Over Limit (dB)	APos (cm)	TPos (deg)	Remark	Pol/Phase	Note
1	5150.00	52.13	10.70	41.43	54.00	-1.87	189	354	Average	Vertical	
2	5230.00	111.52	69.90	41.62	54.00	57.52	189	354	Average	Vertical	
3	5384.00	50.37	8.11	42.26	54.00	-3.63	189	354	Average	Vertical	

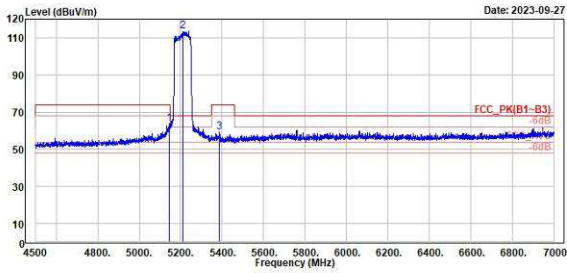
802.11ax HE80

CH 42 (Horizontal) Peak

CH 42 (Vertical) Peak



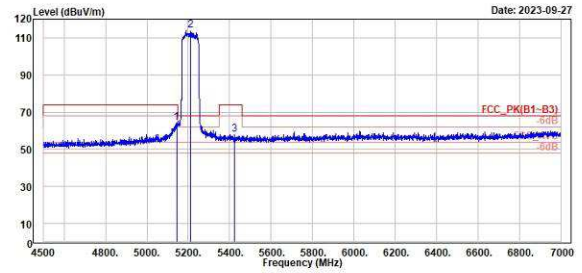
TÜV Rheinland Taiwan Ltd.
No. 458-18, Sec 2, Fenfiao, Linkou Dist., New Taipei City 244, Taiwan(R.O.C.)
Tel: +886-2172-1000 Fax: +886-2172-1322



Peak	Freq (MHz)	Level (dBuV/m)	Read Level (dBuV)	Factor (dB/m)	Limit Line (dBuV/m)	Over Limit (dB)	APos (cm)	TPos (deg)	Remark	Pol/Phase	Note
1	5146.50	64.02	21.15	42.87	74.00	-9.98	194	360	Peak	Horizontal	
2	5210.00	113.77	70.74	43.03	68.20	45.57	194	360	Peak	Horizontal	
3	5385.00	59.27	16.13	43.14	74.00	-14.73	194	360	Peak	Horizontal	



TÜV Rheinland Taiwan Ltd.
No. 458-18, Sec 2, Fenfiao, Linkou Dist., New Taipei City 244, Taiwan(R.O.C.)
Tel: +886-2172-1000 Fax: +886-2172-1322



Peak	Freq (MHz)	Level (dBuV/m)	Read Level (dBuV)	Factor (dB/m)	Limit Line (dBuV/m)	Over Limit (dB)	APos (cm)	TPos (deg)	Remark	Pol/Phase	Note
1	5143.00	64.36	21.51	42.85	74.00	-9.64	189	360	Peak	Vertical	
2	5210.00	113.87	70.84	43.03	68.20	45.67	189	360	Peak	Vertical	
3	5422.50	58.02	14.79	43.23	74.00	-15.98	189	360	Peak	Vertical	

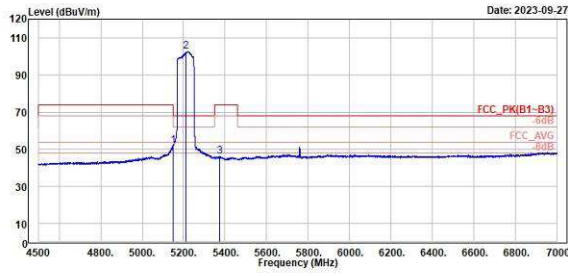
802.11ax HE80

CH 42 (Horizontal) Average

CH 42 (Vertical) Average



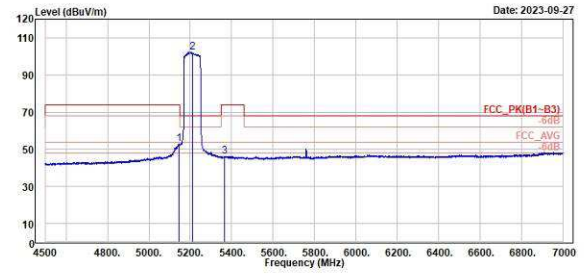
TÜV Rheinland Taiwan Ltd.
No. 458-18, Sec 2, Fenfiao, Linkou Dist., New Taipei City 244, Taiwan(R.O.C.)
Tel: +886-2172-1000 Fax: +886-2172-1322



Freq	Level	Read Level	Factor	Limit Line	Over Limit	APos	TPos	Remark	Pol/Phase	Note
MHz	dBuV/m	dBuV	dB/m	dBuV/m	dB	cm	deg			
1	5149.00	51.96	9.07	42.89	54.00	-2.04	194	360 Average	Horizontal	
2	* 5210.00	102.55	59.52	43.03	54.00	48.55	194	360 Average	Horizontal	
3	5375.50	46.07	2.98	43.09	54.00	-7.93	194	360 Average	Horizontal	



TÜV Rheinland Taiwan Ltd.
No. 458-18, Sec 2, Fenfiao, Linkou Dist., New Taipei City 244, Taiwan(R.O.C.)
Tel: +886-2172-1000 Fax: +886-2172-1322



Freq	Level	Read Level	Factor	Limit Line	Over Limit	APos	TPos	Remark	Pol/Phase	Note
MHz	dBuV/m	dBuV	dB/m	dBuV/m	dB	cm	deg			
1	5145.50	52.96	10.10	42.86	54.00	-1.04	189	360 Average	Vertical	
2	* 5210.00	102.28	59.25	43.03	54.00	48.25	189	360 Average	Vertical	
3	5367.00	46.28	3.23	43.05	54.00	-7.72	189	360 Average	Vertical	

Band Edges, 5.35GHz
U-NII-2A

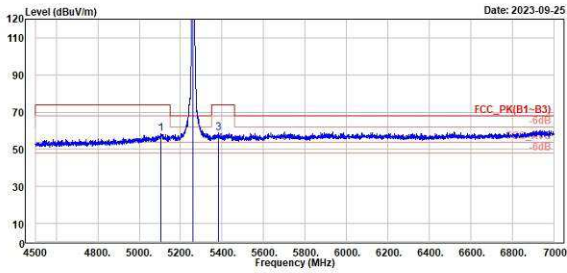
802.11a

CH 52 (Horizontal) Peak

CH 52 (Vertical) Peak



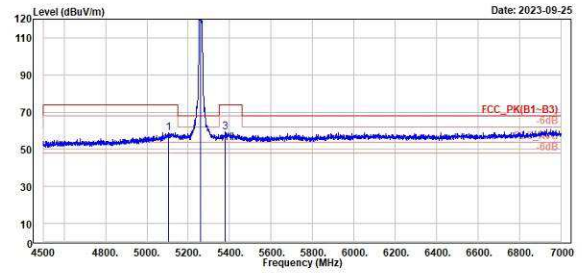
TÜV Rheinland Taiwan Ltd.
No. 458-18, Sec 2, Fenfiao, Linkou Dist., New Taipei City 244, Taiwan(R.O.C.)
Tel: +886-2172-1000 Fax: +886-2172-1322



Peak	Freq (MHz)	Level (dBuV/m)	Read Level (dBuV)	Factor (dB)	Limit (dBuV/m)	Over Limit (dB)	APos (cm)	TPos (deg)	Remark	Pol/Phase	Note
1	5183.58	58.35	15.77	42.58	74.00	-15.65	195	0	Peak	Horizontal	
2	5250.00	122.77	79.80	42.97	68.20	54.57	195	0	Peak	Horizontal	
3	5382.00	58.73	15.61	43.12	74.00	-15.27	195	0	Peak	Horizontal	



TÜV Rheinland Taiwan Ltd.
No. 458-18, Sec 2, Fenfiao, Linkou Dist., New Taipei City 244, Taiwan(R.O.C.)
Tel: +886-2172-1000 Fax: +886-2172-1322



Peak	Freq (MHz)	Level (dBuV/m)	Read Level (dBuV)	Factor (dB)	Limit (dBuV/m)	Over Limit (dB)	APos (cm)	TPos (deg)	Remark	Pol/Phase	Note
1	5185.00	58.97	16.38	42.59	74.00	-15.03	197	0	Peak	Vertical	
2	5260.00	121.28	78.31	42.97	68.20	53.08	197	0	Peak	Vertical	
3	5377.00	59.11	16.01	43.10	74.00	-14.89	197	0	Peak	Vertical	

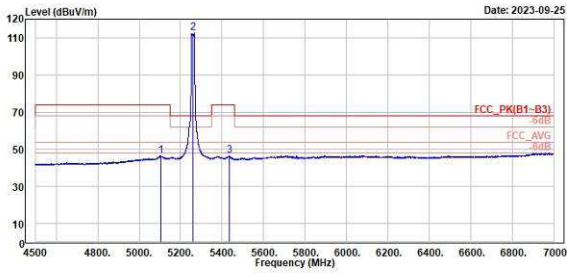
802.11a

CH 52 (Horizontal) Average

CH 52 (Vertical) Average



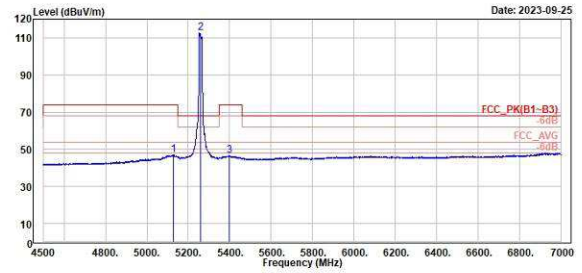
TÜV Rheinland Taiwan Ltd.
No. 458-18, Sec 2, Fenfiao, Linkou Dist., New Taipei City 244, Taiwan(R.O.C.)
Tel: +886-2172-1000 Fax: +886-2172-1322



1	2	3
5184.58	5268.00	5434.50
46.52	122.63	46.60
3.93	69.66	3.36
42.59	42.97	43.24
54.00	54.00	54.00
-7.48	58.63	-7.40
195	197	195
0	0	0
Average	Average	Average
Horizontal	Horizontal	Horizontal



TÜV Rheinland Taiwan Ltd.
No. 458-18, Sec 2, Fenfiao, Linkou Dist., New Taipei City 244, Taiwan(R.O.C.)
Tel: +886-2172-1000 Fax: +886-2172-1322



1	2	3
5127.00	5268.00	5397.50
46.99	112.52	46.58
4.25	69.55	3.38
42.74	42.97	43.20
54.00	54.00	54.00
-7.01	58.52	-7.42
197	197	197
0	0	0
Average	Average	Average
Vertical	Vertical	Vertical

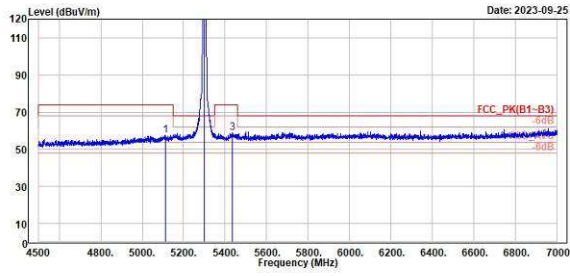
802.11a

CH 60 (Horizontal) Peak

CH 60 (Vertical) Peak



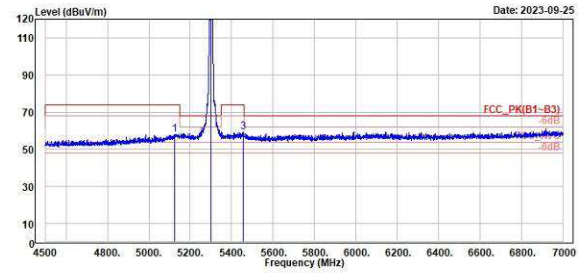
TÜV Rheinland Taiwan Ltd.
No. 458-18, Sec 2, Fenfiao, Linkou Dist., New Taipei City 244, Taiwan(R.O.C.)
Tel: +886-2172-1000 Fax: +886-2172-1322



Peak	Freq (MHz)	Level (dBuV/m)	Read Level (dBuV)	Factor (dB/m)	Limit Line (dBuV/m)	Over Limit (dB)	APos (cm)	TPos (deg)	Remark	Pol/Phase	Note
1	5110.58	57.58	14.96	42.62	74.00	-16.42	194	360	Peak	Horizontal	
2	5380.00	123.23	80.31	42.92	68.20	55.03	194	360	Peak	Horizontal	
3	5437.00	58.84	15.60	43.24	74.00	-15.16	194	360	Peak	Horizontal	



TÜV Rheinland Taiwan Ltd.
No. 458-18, Sec 2, Fenfiao, Linkou Dist., New Taipei City 244, Taiwan(R.O.C.)
Tel: +886-2172-1000 Fax: +886-2172-1322



Peak	Freq (MHz)	Level (dBuV/m)	Read Level (dBuV)	Factor (dB/m)	Limit Line (dBuV/m)	Over Limit (dB)	APos (cm)	TPos (deg)	Remark	Pol/Phase	Note
1	5125.50	58.08	15.37	42.71	74.00	-15.92	192	360	Peak	Vertical	
2	5380.00	120.08	77.96	42.92	68.20	52.68	192	360	Peak	Vertical	
3	5455.00	59.47	16.21	43.26	74.00	-14.53	192	360	Peak	Vertical	

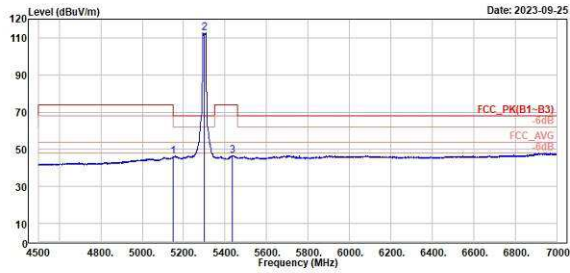
802.11a

CH 60 (Horizontal) Average

CH 60 (Vertical) Average



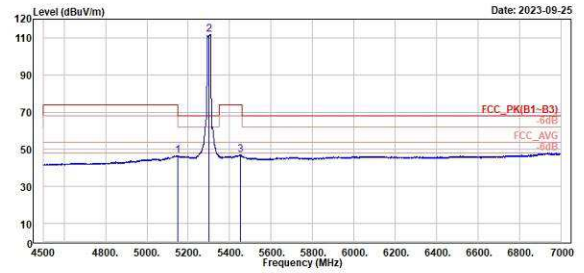
TÜV Rheinland Taiwan Ltd.
No. 458-18, Sec 2, Fenfiao, Linkou Dist., New Taipei City 244, Taiwan(R.O.C.)
Tel: +886-2172-1000 Fax: +886-2172-1322



Freq	Level	Read Level Factor	Limit Line	Over Limit	APos	TPos	Remark	Pol/Phase	Note
MHz	dBuV/m	dBuV	dB/m	dBuV/m	dB	cm	deg		
1	5150.00	45.95	3.05	42.90	54.00	-8.05	194	360	Average Horizontal
2	5300.00	122.83	69.91	42.92	54.00	58.83	194	360	Average Horizontal
3	5437.00	46.76	3.52	43.24	54.00	-7.24	194	360	Average Horizontal



TÜV Rheinland Taiwan Ltd.
No. 458-18, Sec 2, Fenfiao, Linkou Dist., New Taipei City 244, Taiwan(R.O.C.)
Tel: +886-2172-1000 Fax: +886-2172-1322



Freq	Level	Read Level Factor	Limit Line	Over Limit	APos	TPos	Remark	Pol/Phase	Note
MHz	dBuV/m	dBuV	dB/m	dBuV/m	dB	cm	deg		
1	5150.00	46.60	3.70	42.90	54.00	-7.40	192	360	Average Vertical
2	5300.00	111.73	68.81	42.92	54.00	57.73	192	360	Average Vertical
3	5450.00	46.89	3.64	43.25	54.00	-7.11	192	360	Average Vertical

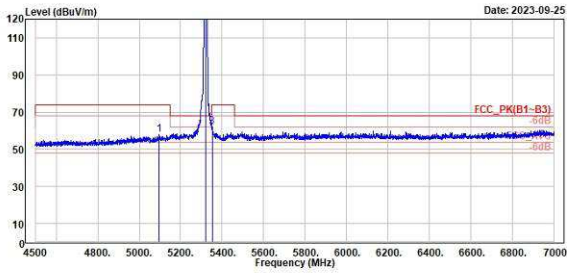
802.11a

CH 64 (Horizontal) Peak

CH 64 (Vertical) Peak



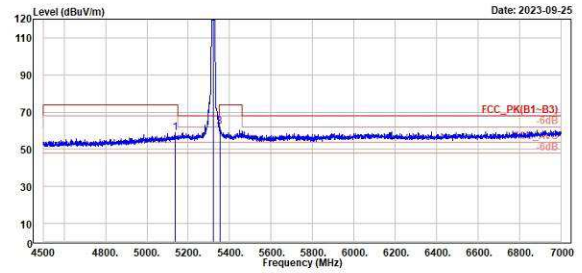
TÜV Rheinland Taiwan Ltd.
No. 458-18, Sec 2, Fenfiao, Linkou Dist., New Taipei City 244, Taiwan(R.O.C.)
Tel: +886-2172-1000 Fax: +886-2172-1322



Peak	Freq (MHz)	Level (dBuV/m)	Read Level (dBuV)	Factor (dB/m)	Limit Line (dBuV/m)	Over Limit (dB)	APos (cm)	TPos (deg)	Remark	Pol/Phase	Note
1	5097.50	58.14	15.58	42.56	74.00	-15.86	189	360	Peak	Horizontal	
2	5320.00	123.16	80.22	42.94	65.20	54.96	189	360	Peak	Horizontal	
3	5351.50	62.01	19.03	42.98	74.00	-11.99	189	360	Peak	Horizontal	



TÜV Rheinland Taiwan Ltd.
No. 458-18, Sec 2, Fenfiao, Linkou Dist., New Taipei City 244, Taiwan(R.O.C.)
Tel: +886-2172-1000 Fax: +886-2172-1322



Peak	Freq (MHz)	Level (dBuV/m)	Read Level (dBuV)	Factor (dB/m)	Limit Line (dBuV/m)	Over Limit (dB)	APos (cm)	TPos (deg)	Remark	Pol/Phase	Note
1	5137.00	58.67	15.86	42.81	74.00	-15.33	185	360	Peak	Vertical	
2	5320.00	120.91	77.97	42.94	65.20	52.71	185	360	Peak	Vertical	
3	5351.50	61.97	18.99	42.98	74.00	-12.03	185	360	Peak	Vertical	

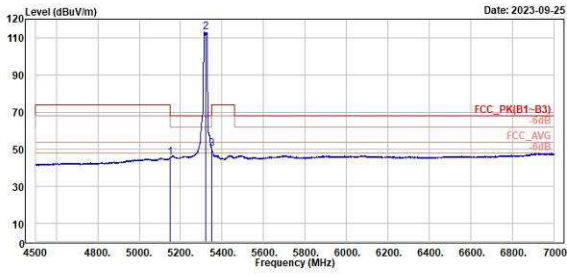
802.11a

CH 64 (Horizontal) Average

CH 64 (Vertical) Average



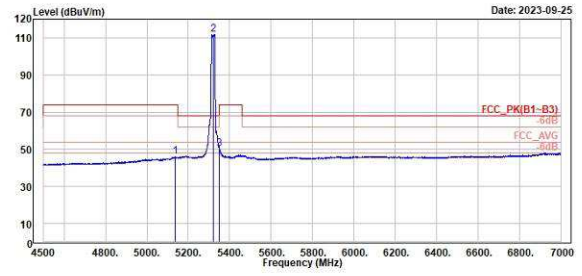
TÜV Rheinland Taiwan Ltd.
No. 458-18, Sec 2, Fenfiao, Linkou Dist., New Taipei City 244, Taiwan(R.O.C.)
Tel: +886-2172-1000 Fax: +886-2172-1322



Peak	Freq (MHz)	Level (dBuV/m)	Read Level (dBuV)	Factor (dB/m)	Limit Line (dBuV/m)	Over Limit (dB)	APos (cm)	TPos (deg)	Remark	Pol/Phase	Note
1	5149.00	45.60	2.71	42.89	54.00	-8.40	189	360	Average	Horizontal	
2 *	5320.00	113.01	70.07	42.94	54.00	59.01	189	360	Average	Horizontal	
3 !	5350.00	50.18	7.21	42.97	54.00	-3.82	189	360	Average	Horizontal	



TÜV Rheinland Taiwan Ltd.
No. 458-18, Sec 2, Fenfiao, Linkou Dist., New Taipei City 244, Taiwan(R.O.C.)
Tel: +886-2172-1000 Fax: +886-2172-1322



Peak	Freq (MHz)	Level (dBuV/m)	Read Level (dBuV)	Factor (dB/m)	Limit Line (dBuV/m)	Over Limit (dB)	APos (cm)	TPos (deg)	Remark	Pol/Phase	Note
1	5135.50	45.87	3.07	42.80	54.00	-8.13	185	360	Average	Vertical	
2 *	5320.00	111.69	68.75	42.94	54.00	57.69	185	360	Average	Vertical	
3 !	5350.00	50.37	7.40	42.97	54.00	-3.63	185	360	Average	Vertical	

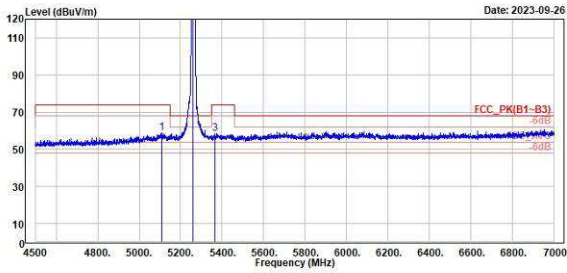
802.11ax HE20

CH 52 (Horizontal) Peak

CH 52 (Vertical) Peak



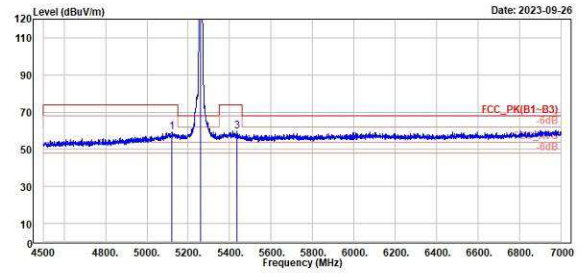
TÜV Rheinland Taiwan Ltd.
No. 458-18, Sec. 2, Fenfiao, Linkou Dist., New Taipei City 244, Taiwan(R.O.C.)
Tel: +886-2172-1000 Fax: +886-2172-1322



Peak	Freq (MHz)	Level (dBuV/m)	Read Level (dBuV)	Factor (dB/m)	Limit Line (dBuV/m)	Over Limit (dB)	APos (cm)	TPos (deg)	Remark	Pol/Phase	Note
1	5187.00	58.80	16.20	42.60	74.00	-15.20	188	360	Peak	Horizontal	
2	5268.00	124.52	81.55	42.97	68.20	56.32	188	360	Peak	Horizontal	
3	5366.50	58.54	15.49	43.05	74.00	-15.46	188	360	Peak	Horizontal	



TÜV Rheinland Taiwan Ltd.
No. 458-18, Sec. 2, Fenfiao, Linkou Dist., New Taipei City 244, Taiwan(R.O.C.)
Tel: +886-2172-1000 Fax: +886-2172-1322



Peak	Freq (MHz)	Level (dBuV/m)	Read Level (dBuV)	Factor (dB/m)	Limit Line (dBuV/m)	Over Limit (dB)	APos (cm)	TPos (deg)	Remark	Pol/Phase	Note
1	5121.50	59.38	16.68	42.70	74.00	-14.62	192	360	Peak	Vertical	
2	5268.00	124.83	81.86	42.97	68.20	56.63	192	360	Peak	Vertical	
3	5437.00	59.85	16.61	43.24	74.00	-14.15	192	360	Peak	Vertical	

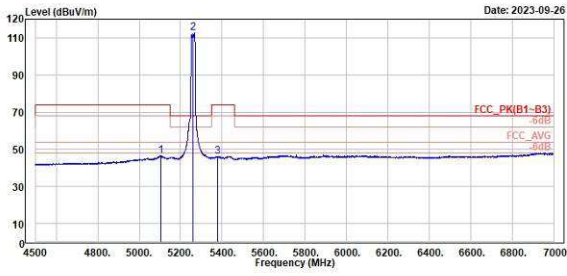
802.11ax HE20

CH 52 (Horizontal) Average

CH 52 (Vertical) Average



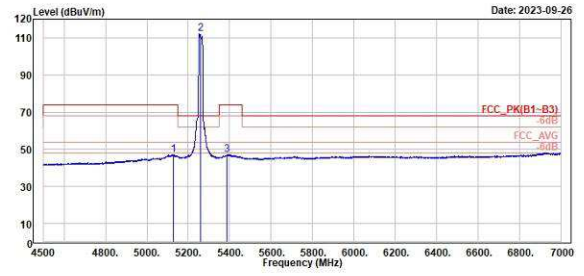
TÜV Rheinland Taiwan Ltd.
No. 458-18, Sec 2, Fenfiao, Linkou Dist., New Taipei City 244, Taiwan(R.O.C.)
Tel: +886-2172-1000 Fax: +886-2172-1322



1	2	3	Read Level	Level Factor	Limit Line	Over Limit	APos	TPos	Remark	Pol/Phase	Note
MHz	dBuV/m	dBuV	dB/m	dBuV/m	dB	cm	deg				
5183.50	46.66	4.08	42.58	54.00	-7.34	188	360	Average	Horizontal		
5268.00	122.49	69.52	42.97	54.00	58.49	188	360	Average	Horizontal		
5377.50	46.28	3.18	43.10	54.00	-7.72	188	360	Average	Horizontal		



TÜV Rheinland Taiwan Ltd.
No. 458-18, Sec 2, Fenfiao, Linkou Dist., New Taipei City 244, Taiwan(R.O.C.)
Tel: +886-2172-1000 Fax: +886-2172-1322



1	2	3	Read Level	Level Factor	Limit Line	Over Limit	APos	TPos	Remark	Pol/Phase	Note
MHz	dBuV/m	dBuV	dB/m	dBuV/m	dB	cm	deg				
5127.00	47.16	4.42	42.74	54.00	-6.84	192	360	Average	Vertical		
5268.00	112.43	69.46	42.97	54.00	58.43	192	360	Average	Vertical		
5387.50	47.05	3.90	43.15	54.00	-6.95	192	360	Average	Vertical		

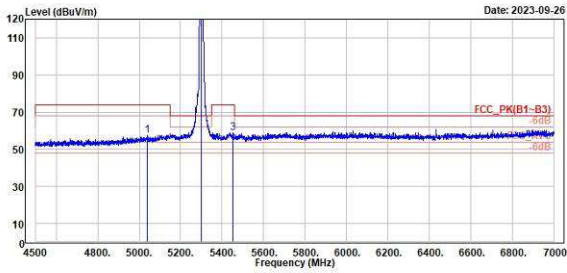
802.11ax HE20

CH 60 (Horizontal) Peak

CH 60 (Vertical) Peak



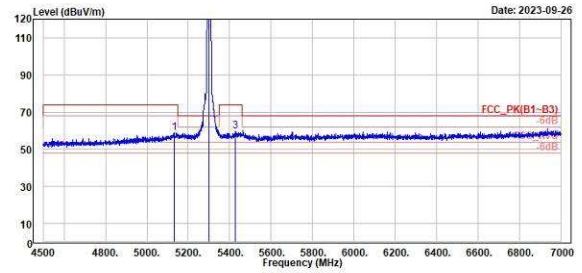
TÜV Rheinland Taiwan Ltd.
No. 458-18, Sec 2, Fenfiao, Linkou Dist., New Taipei City 244, Taiwan(R.O.C.)
Tel: +886-2172-1000 Fax: +886-2172-1322



Peak	Freq (MHz)	Level (dBuV/m)	Read Level (dBuV)	Factor (dB/m)	Limit Line (dBuV/m)	Over Limit (dB)	APos (cm)	TPos (deg)	Remark	Pol/Phase	Note
1	5038.00	57.66	15.08	42.58	74.00	-16.34	190	360	Peak	Horizontal	
2	5300.00	124.71	81.79	42.92	68.20	56.51	190	360	Peak	Horizontal	
3	5453.00	58.90	15.64	43.26	74.00	-15.10	190	360	Peak	Horizontal	



TÜV Rheinland Taiwan Ltd.
No. 458-18, Sec 2, Fenfiao, Linkou Dist., New Taipei City 244, Taiwan(R.O.C.)
Tel: +886-2172-1000 Fax: +886-2172-1322



Peak	Freq (MHz)	Level (dBuV/m)	Read Level (dBuV)	Factor (dB/m)	Limit Line (dBuV/m)	Over Limit (dB)	APos (cm)	TPos (deg)	Remark	Pol/Phase	Note
1	5133.00	59.00	16.22	42.78	74.00	-15.00	191	360	Peak	Vertical	
2	5300.00	123.00	80.08	42.92	68.20	55.00	191	360	Peak	Vertical	
3	5427.00	59.56	16.33	43.23	74.00	-14.44	191	360	Peak	Vertical	

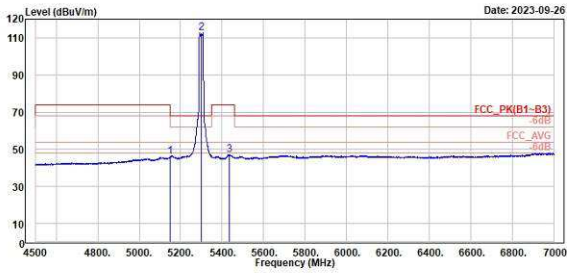
802.11ax HE20

CH 60 (Horizontal) Average

CH 60 (Vertical) Average



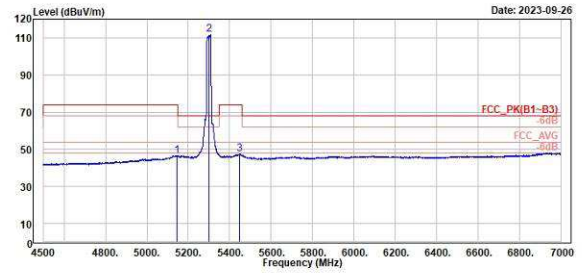
TÜV Rheinland Taiwan Ltd.
No. 458-18, Sec 2, Fenfiao, Linkou Dist., New Taipei City 244, Taiwan(R.O.C.)
Tel: +886-2172-1000 Fax: +886-2172-1322



1	2	3	Read Level	Level Factor	Limit Line	Over Limit	APos	TPos	Remark	Pol/Phase	Note
MHz	dBuV/m	dBuV	dB/m	dBuV/m	dB	cm	deg				
5148.50	45.99	3.10	42.89	54.00	-8.01	190	360	Average	Horizontal		
5300.00	111.72	69.61	42.92	54.00	58.53	190	360	Average	Horizontal		
5435.50	47.05	3.81	43.24	54.00	-6.95	190	360	Average	Horizontal		



TÜV Rheinland Taiwan Ltd.
No. 458-18, Sec 2, Fenfiao, Linkou Dist., New Taipei City 244, Taiwan(R.O.C.)
Tel: +886-2172-1000 Fax: +886-2172-1322



1	2	3	Read Level	Level Factor	Limit Line	Over Limit	APos	TPos	Remark	Pol/Phase	Note
MHz	dBuV/m	dBuV	dB/m	dBuV/m	dB	cm	deg				
5144.00	46.68	3.83	42.85	54.00	-7.32	191	360	Average	Vertical		
5300.00	111.72	69.61	42.92	54.00	57.72	191	360	Average	Vertical		
5449.50	47.26	4.01	43.25	54.00	-6.74	191	360	Average	Vertical		

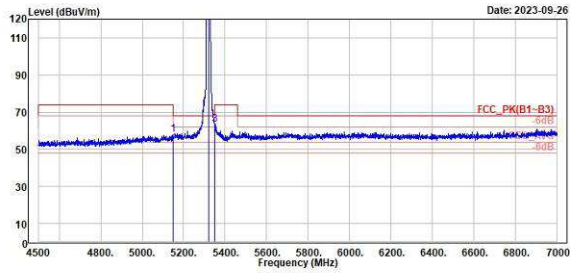
802.11ax HE20

CH 64 (Horizontal) Peak

CH 64 (Vertical) Peak



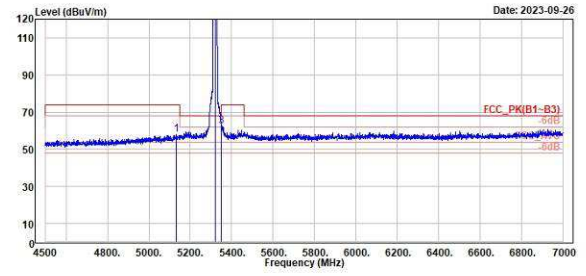
TÜV Rheinland Taiwan Ltd.
No. 458-18, Sec 2, Fenfiao, Linkou Dist., New Taipei City 244, Taiwan(R.O.C.)
Tel: +886-2172-1000 Fax: +886-2172-1322



Peak	Freq	Level	Read Level	Factor	Limit Line	Over Limit	APos	TPos	Remark	Pol/Phase	Note
	MHz	dBuV/m	dBuV	dB/m	dBuV/m	dB	cm	deg			
1	5150.00	57.92	15.02	42.90	68.20	-10.28	189	360	Peak	Horizontal	
2	5320.00	124.00	81.06	42.94	68.20	55.89	189	360	Peak	Horizontal	
3	5351.00	63.51	20.54	42.97	74.00	-10.49	189	360	Peak	Horizontal	



TÜV Rheinland Taiwan Ltd.
No. 458-18, Sec 2, Fenfiao, Linkou Dist., New Taipei City 244, Taiwan(R.O.C.)
Tel: +886-2172-1000 Fax: +886-2172-1322



Peak	Freq	Level	Read Level	Factor	Limit Line	Over Limit	APos	TPos	Remark	Pol/Phase	Note
	MHz	dBuV/m	dBuV	dB/m	dBuV/m	dB	cm	deg			
1	5134.50	57.89	15.10	42.79	74.00	-16.11	189	360	Peak	Vertical	
2	5320.00	123.19	80.25	42.94	68.20	54.99	189	360	Peak	Vertical	
3	5351.00	62.64	19.67	42.97	74.00	-11.36	189	360	Peak	Vertical	

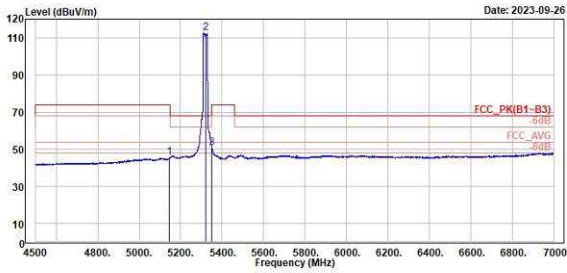
802.11ax HE20

CH 64 (Horizontal) Average

CH 64 (Vertical) Average



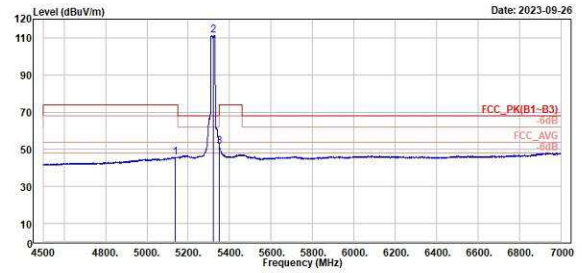
TÜV Rheinland Taiwan Ltd.
No. 458-18, Sec 2, Fenfiao, Linkou Dist., New Taipei City 244, Taiwan(R.O.C.)
Tel: +886-2172-1000 Fax: +886-2172-1322



Freq	Level	Read Level	Factor	Limit Line	Over Limit	APos	TPos	Remark	Pol/Phase	Note
MHz	dBuV/m	dBuV	dB/m	dBuV/m	dB	cm	deg			
1	5146.50	45.60	2.73	42.87	54.00	-8.40	189	360 Average	Horizontal	
2 *	5320.00	112.66	69.72	42.94	54.00	58.66	189	360 Average	Horizontal	
3 !	5350.00	50.86	7.89	42.97	54.00	-3.14	189	360 Average	Horizontal	



TÜV Rheinland Taiwan Ltd.
No. 458-18, Sec 2, Fenfiao, Linkou Dist., New Taipei City 244, Taiwan(R.O.C.)
Tel: +886-2172-1000 Fax: +886-2172-1322



Freq	Level	Read Level	Factor	Limit Line	Over Limit	APos	TPos	Remark	Pol/Phase	Note
MHz	dBuV/m	dBuV	dB/m	dBuV/m	dB	cm	deg			
1	5137.50	45.82	3.01	42.81	54.00	-8.18	189	360 Average	Vertical	
2 *	5320.00	111.95	68.61	42.94	54.00	57.95	189	360 Average	Vertical	
3 !	5350.50	51.51	8.54	42.97	54.00	-2.49	189	360 Average	Vertical	

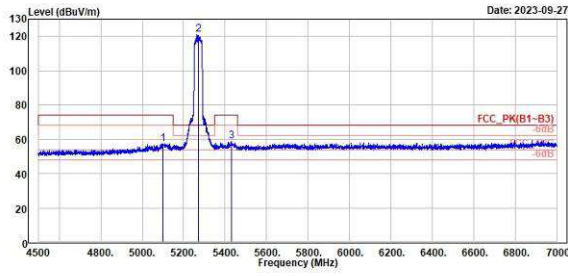
802.11ax HE40

CH 54 (Horizontal) Peak

CH 54 (Vertical) Peak



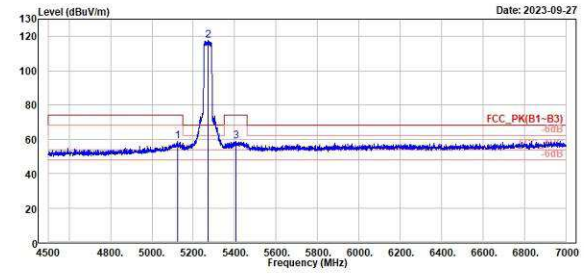
TÜV Rheinland Taiwan Ltd.
No. 458-18, Sec 2, Fenjiao, Linkou Dist., New Taipei City 244, Taiwan(R.O.C.)
Tel: +886-2172-1000 Fax: +886-2172-1322



Peak	Freq (MHz)	Level (dBuV/m)	Read Level (dBuV)	Factor (dB)	Limit Line (dBuV/m)	Over Limit (dB)	APos (cm)	TPos (deg)	Remark	Pol/Phase	Note
1	5898.58	57.51	16.21	41.30	74.00	-16.49	189	360	Peak	Horizontal	
2	5278.00	129.93	79.16	41.77	65.28	52.73	189	360	Peak	Horizontal	
3	5429.50	58.95	16.68	42.27	74.00	-15.05	189	360	Peak	Horizontal	



TÜV Rheinland Taiwan Ltd.
No. 458-18, Sec 2, Fenjiao, Linkou Dist., New Taipei City 244, Taiwan(R.O.C.)
Tel: +886-2172-1000 Fax: +886-2172-1322



Peak	Freq (MHz)	Level (dBuV/m)	Read Level (dBuV)	Factor (dB)	Limit Line (dBuV/m)	Over Limit (dB)	APos (cm)	TPos (deg)	Remark	Pol/Phase	Note
1	5126.00	58.58	17.21	41.37	74.00	-15.42	194	354	Peak	Vertical	
2	5278.00	117.42	75.65	41.77	68.20	49.22	194	354	Peak	Vertical	
3	5405.00	58.00	16.35	42.45	74.00	-15.20	194	354	Peak	Vertical	

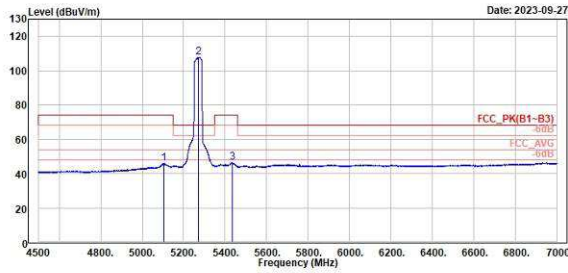
802.11ax HE40

CH 54 (Horizontal) Average

CH 54 (Vertical) Average



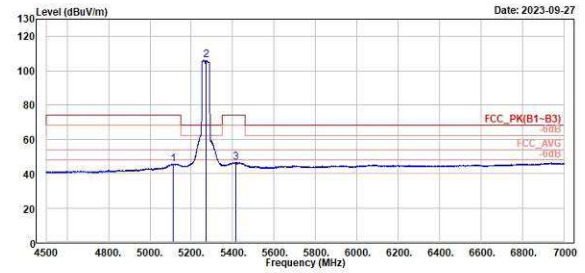
TÜV Rheinland Taiwan Ltd.
No. 458-18, Sec. 2, Fenfiao, Linkou Dist., New Taipei City 244, Taiwan(R.O.C.)
Tel: +886-2172-1000 Fax: +886-2172-1322



1	2	3
5184.00	5270.00	5433.50
46.00	107.96	46.61
4.69	66.19	4.37
41.31	41.77	42.24
54.00	54.00	54.00
-8.00	53.96	-7.39
189	189	189
360	360	360
Average	Average	Average
Horizontal	Horizontal	Horizontal



TÜV Rheinland Taiwan Ltd.
No. 458-18, Sec. 2, Fenfiao, Linkou Dist., New Taipei City 244, Taiwan(R.O.C.)
Tel: +886-2172-1000 Fax: +886-2172-1322



1	2	3
5111.50	5270.00	5414.00
45.71	100.03	46.55
4.38	64.26	4.16
41.33	41.77	42.39
54.00	54.00	54.00
-8.29	52.03	-7.45
194	194	194
354	354	354
Average	Average	Average
Vertical	Vertical	Vertical

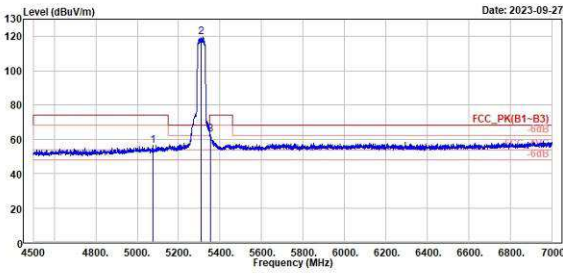
802.11ax HE40

CH 62 (Horizontal) Peak

CH 62 (Vertical) Peak



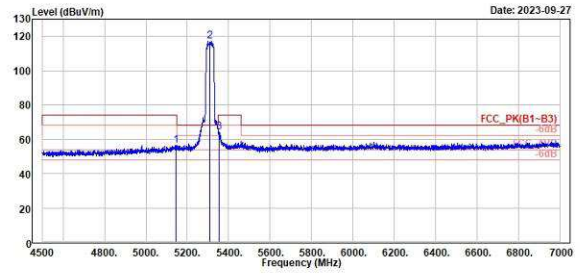
TÜV Rheinland Taiwan Ltd.
No. 458-18, Sec 2, Fenfiao, Linkou Dist., New Taipei City 244, Taiwan(R.O.C.)
Tel: +886-2172-1000 Fax: +886-2172-1322



Peak	Freq	Level	Read Level	Factor	Limit Line	Over Limit	APos	TPos	Remark	Pol/Phase	Note
	MHz	dBuV/m	dBuV	dB/m	dBuV/m	dB	cm	deg			
1	5076.00	56.33	15.04	41.29	74.00	-17.67	198	360	Peak	Horizontal	
2	5316.00	119.50	77.53	41.97	65.20	51.30	198	360	Peak	Horizontal	
3	5352.50	63.02	21.23	41.79	74.00	-10.98	198	360	Peak	Horizontal	



TÜV Rheinland Taiwan Ltd.
No. 458-18, Sec 2, Fenfiao, Linkou Dist., New Taipei City 244, Taiwan(R.O.C.)
Tel: +886-2172-1000 Fax: +886-2172-1322



Peak	Freq	Level	Read Level	Factor	Limit Line	Over Limit	APos	TPos	Remark	Pol/Phase	Note
	MHz	dBuV/m	dBuV	dB/m	dBuV/m	dB	cm	deg			
1	5147.00	56.55	15.13	41.42	74.00	-17.45	189	355	Peak	Vertical	
2	5316.00	117.30	75.33	41.97	65.20	49.10	189	355	Peak	Vertical	
3	5352.50	64.46	22.67	41.79	74.00	-9.54	189	355	Peak	Vertical	

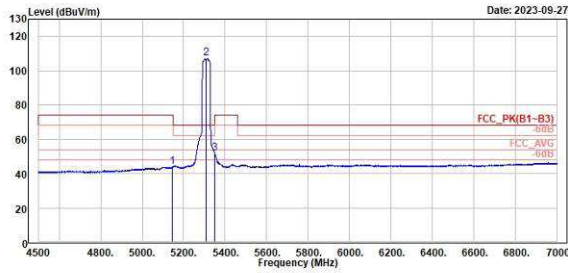
802.11ax HE40

CH 62 (Horizontal) Average

CH 62 (Vertical) Average



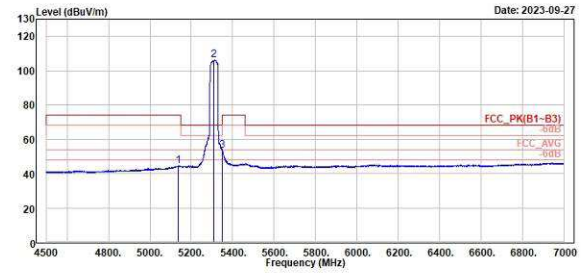
TÜV Rheinland Taiwan Ltd.
No. 458-18, Sec. 2, Fenfiao, Linkou Dist., New Taipei City 244, Taiwan(R.O.C.)
Tel: +886-2172-1000 Fax: +886-2172-1322



1	2	3	4	5	6	7	8	9	10	11	12	13	14	15	16	17	18	19	20
1	2	3	4	5	6	7	8	9	10	11	12	13	14	15	16	17	18	19	20
MHz	Level	Read	Level	Factor	Limit	Over	APos	TPos	Remark	Pol/Phase	Note								
MHz	dBuV/m	dBuV	dB/m	dBuV/m	dB	cm	deg												
5146.58	44.83	2.61	41.42	54.00	-9.97	198	360	Average	Horizontal										
5318.00	107.11	65.14	41.97	54.00	53.11	198	360	Average	Horizontal										
5350.00	51.83	10.07	41.76	54.00	-2.17	198	360	Average	Horizontal										



TÜV Rheinland Taiwan Ltd.
No. 458-18, Sec. 2, Fenfiao, Linkou Dist., New Taipei City 244, Taiwan(R.O.C.)
Tel: +886-2172-1000 Fax: +886-2172-1322



1	2	3	4	5	6	7	8	9	10	11	12	13	14	15	16	17	18	19	20
1	2	3	4	5	6	7	8	9	10	11	12	13	14	15	16	17	18	19	20
MHz	Level	Read	Level	Factor	Limit	Over	APos	TPos	Remark	Pol/Phase	Note								
MHz	dBuV/m	dBuV	dB/m	dBuV/m	dB	cm	deg												
5138.00	44.58	3.17	41.41	54.00	-9.42	189	355	Average	Vertical										
5318.00	106.31	64.34	41.97	54.00	52.31	189	355	Average	Vertical										
5350.00	53.33	11.57	41.76	54.00	-0.67	189	355	Average	Vertical										

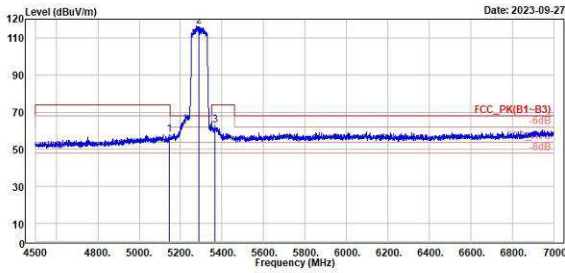
802.11ax HE80

CH 58 (Horizontal) Peak

CH 58 (Vertical) Peak



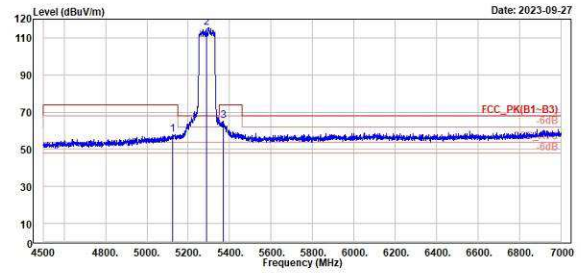
TÜV Rheinland Taiwan Ltd.
No. 458-18, Sec 2, Fenfiao, Linkou Dist., New Taipei City 244, Taiwan(R.O.C.)
Tel: +886-2172-1000 Fax: +886-2172-1322



Peak	Freq	Level	Read Level	Factor	Limit Line	Over Limit	APos	TPos	Remark	Pol/Phase	Note
	MHz	dBuV/m	dBuV	dB/m	dBuV/m	dB	cm	deg			
1	5146.00	58.01	15.14	42.87	74.00	-15.99	187	360	Peak	Horizontal	
2	5290.00	115.44	75.50	42.94	65.20	48.24	187	360	Peak	Horizontal	
3	5366.50	62.74	19.69	43.05	74.00	-11.26	187	360	Peak	Horizontal	



TÜV Rheinland Taiwan Ltd.
No. 458-18, Sec 2, Fenfiao, Linkou Dist., New Taipei City 244, Taiwan(R.O.C.)
Tel: +886-2172-1000 Fax: +886-2172-1322



Peak	Freq	Level	Read Level	Factor	Limit Line	Over Limit	APos	TPos	Remark	Pol/Phase	Note
	MHz	dBuV/m	dBuV	dB/m	dBuV/m	dB	cm	deg			
1	5123.00	57.79	15.08	42.71	74.00	-16.21	198	360	Peak	Vertical	
2	5290.00	115.23	72.29	42.94	65.20	47.03	198	360	Peak	Vertical	
3	5368.00	65.41	22.36	43.05	74.00	-8.59	198	360	Peak	Vertical	

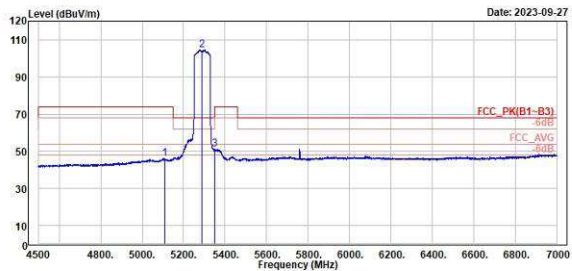
802.11ax HE80

CH 58 (Horizontal) Average

CH 58 (Vertical) Average



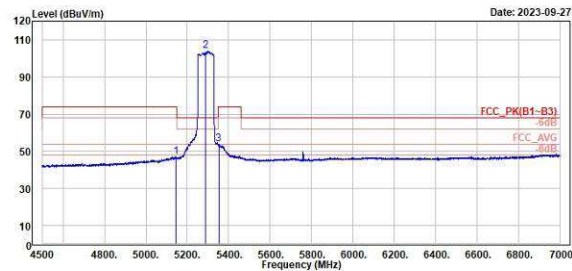
TÜV Rheinland Taiwan Ltd.
No. 458-18, Sec 2, Fenfiao, Linkou Dist., New Taipei City 244, Taiwan(R.O.C.)
Tel: +886-2172-1000 Fax: +886-2172-1322



Peak	Freq (MHz)	Level (dBuV/m)	Read Level (dBuV)	Factor (dB/m)	Limit Line (dBuV/m)	Over Limit (dB)	APos (cm)	TPos (deg)	Remark	Pol/Phase	Note
1	5187.00	46.15	3.55	42.60	54.00	-7.85	187	360	Average	Horizontal	
2	5290.00	104.60	61.66	42.94	54.00	50.60	187	360	Average	Horizontal	
3	5350.50	51.06	8.09	42.97	54.00	-2.94	187	360	Average	Horizontal	



TÜV Rheinland Taiwan Ltd.
No. 458-18, Sec 2, Fenfiao, Linkou Dist., New Taipei City 244, Taiwan(R.O.C.)
Tel: +886-2172-1000 Fax: +886-2172-1322



Peak	Freq (MHz)	Level (dBuV/m)	Read Level (dBuV)	Factor (dB/m)	Limit Line (dBuV/m)	Over Limit (dB)	APos (cm)	TPos (deg)	Remark	Pol/Phase	Note
1	5144.50	46.91	4.05	42.86	54.00	-7.09	198	360	Average	Vertical	
2	5290.00	104.17	61.23	42.94	54.00	50.17	198	360	Average	Vertical	
3	5351.50	53.64	10.66	42.98	54.00	-0.36	198	360	Average	Vertical	

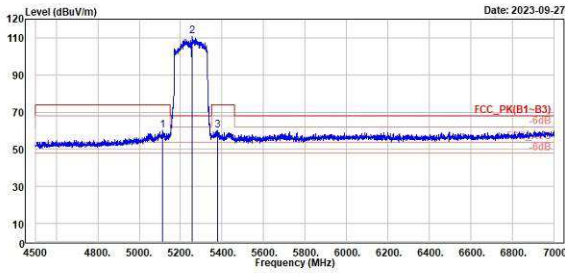
802.11ax HE160

CH 50 (Horizontal) Peak

CH 50 (Vertical) Peak



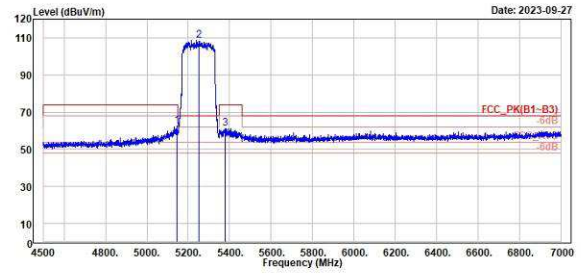
TÜV Rheinland Taiwan Ltd.
No. 458-18, Sec 2, Fenfiao, Linkou Dist., New Taipei City 244, Taiwan(R.O.C.)
Tel: +886-2172-1000 Fax: +886-2172-1322



Peak	Freq (MHz)	Level (dBuV/m)	Read Level (dBuV)	Factor (dB/m)	Limit Line (dBuV/m)	Over Limit (dB)	APos (cm)	TPos (deg)	Remark	Pol/Phase	Note
1	5113.00	60.17	17.52	42.65	74.00	-13.83	191	360	Peak	Horizontal	
2	5255.00	119.59	67.67	42.98	60.08	42.45	191	360	Peak	Horizontal	
3	5378.00	60.08	16.98	43.10	74.00	-13.92	191	360	Peak	Horizontal	



TÜV Rheinland Taiwan Ltd.
No. 458-18, Sec 2, Fenfiao, Linkou Dist., New Taipei City 244, Taiwan(R.O.C.)
Tel: +886-2172-1000 Fax: +886-2172-1322



Peak	Freq (MHz)	Level (dBuV/m)	Read Level (dBuV)	Factor (dB/m)	Limit Line (dBuV/m)	Over Limit (dB)	APos (cm)	TPos (deg)	Remark	Pol/Phase	Note
1	5143.50	62.64	19.79	42.85	74.00	-11.36	191	360	Peak	Vertical	
2	5255.00	108.58	65.68	42.98	60.08	48.38	191	360	Peak	Vertical	
3	5376.50	61.35	18.25	43.10	74.00	-12.65	191	360	Peak	Vertical	

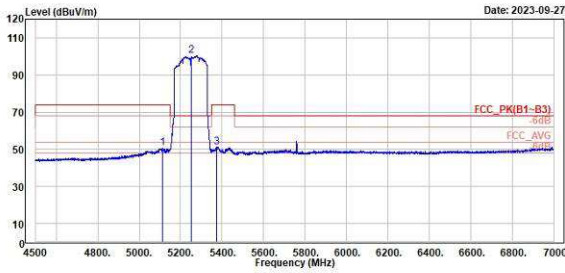
802.11ax HE160

CH 50 (Horizontal) Average

CH 50 (Vertical) Average



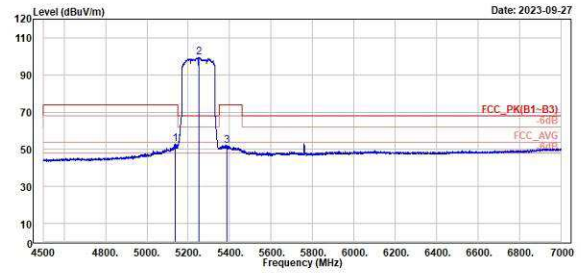
TÜV Rheinland Taiwan Ltd.
No. 458-18, Sec 2, Fenfiao, Linkou Dist., New Taipei City 244, Taiwan(R.O.C.)
Tel: +886-2172-1000 Fax: +886-2172-1322



Freq	Level	Read Level	Factor	Limit Line	Over Limit	APos	TPos	Remark	Pol/Phase	Note
MHz	dBuV/m	dBuV	dB/m	dBuV/m	dB	cm	deg			
1 5114.00	58.62	7.97	42.65	54.00	-3.38	191	360	Average	Horizontal	
2 * 5250.00	100.23	57.25	42.98	54.00	46.23	191	360	Average	Horizontal	
3 5373.50	51.23	8.15	43.08	54.00	-2.77	191	360	Average	Horizontal	



TÜV Rheinland Taiwan Ltd.
No. 458-18, Sec 2, Fenfiao, Linkou Dist., New Taipei City 244, Taiwan(R.O.C.)
Tel: +886-2172-1000 Fax: +886-2172-1322



Freq	Level	Read Level	Factor	Limit Line	Over Limit	APos	TPos	Remark	Pol/Phase	Note
MHz	dBuV/m	dBuV	dB/m	dBuV/m	dB	cm	deg			
1 5136.00	52.71	9.90	42.81	54.00	-1.29	191	360	Average	Vertical	
2 * 5250.00	99.63	56.65	42.98	54.00	45.63	191	360	Average	Vertical	
3 5387.50	52.22	9.07	43.15	54.00	-1.78	191	360	Average	Vertical	

Band Edges, 5.3GHz ~ 5.47GHz, 5.725GHz
U-NII-2C

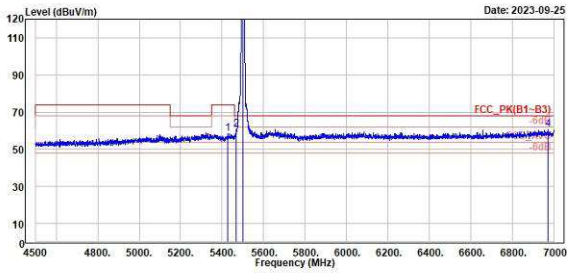
802.11a

CH 100 (Horizontal) Peak

CH 100 (Vertical) Peak



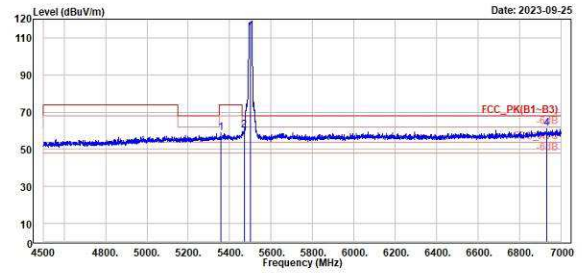
TÜV Rheinland Taiwan Ltd.
No. 458-18, Sec 2, Fenfiao, Linkou Dist., New Taipei City 244, Taiwan(R.O.C.)
Tel: +886-2172-1000 Fax: +886-2172-1322



Peak	Freq (MHz)	Level (dBuV/m)	Read Level (dBuV)	Factor (dB)	Limit Line (dBuV/m)	Over Limit (dB)	APos (cm)	TPos (deg)	Remark	Pol/Phase	Note
1	5428.50	58.49	15.17	43.25	74.00	-15.00	187	360	Peak	Horizontal	
2	5469.50	69.63	17.36	43.27	68.20	-7.57	187	360	Peak	Horizontal	
3 *	5500.00	122.36	79.07	43.29	68.20	54.16	187	360	Peak	Horizontal	
4	6972.50	60.58	15.25	45.33	68.20	-7.62	187	360	Peak	Horizontal	



TÜV Rheinland Taiwan Ltd.
No. 458-18, Sec 2, Fenfiao, Linkou Dist., New Taipei City 244, Taiwan(R.O.C.)
Tel: +886-2172-1000 Fax: +886-2172-1322



Peak	Freq (MHz)	Level (dBuV/m)	Read Level (dBuV)	Factor (dB)	Limit Line (dBuV/m)	Over Limit (dB)	APos (cm)	TPos (deg)	Remark	Pol/Phase	Note
1	5358.50	58.73	15.73	43.00	74.00	-15.27	191	360	Peak	Vertical	
2	5476.00	60.02	15.75	43.27	68.20	-8.18	191	360	Peak	Vertical	
3 *	5500.00	118.98	75.69	43.29	68.20	50.78	191	360	Peak	Vertical	
4	6930.00	61.24	15.99	45.25	68.20	-6.96	191	360	Peak	Vertical	

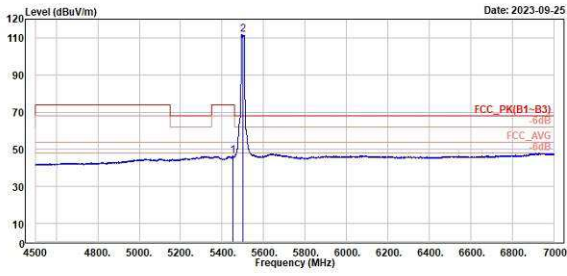
802.11a

CH 100 (Horizontal) Average

CH 100 (Vertical) Average



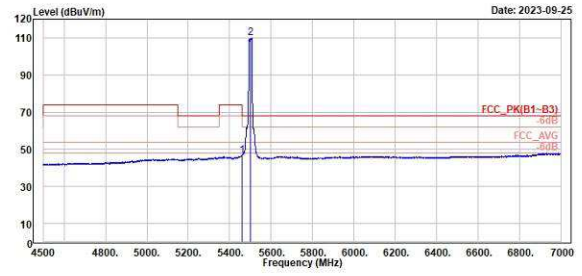
TÜV Rheinland Taiwan Ltd.
No. 458-18, Sec 2, Fenfiao, Linkou Dist., New Taipei City 244, Taiwan(R.O.C.)
Tel: +886-2172-1000 Fax: +886-2172-1322



No.	Freq	Level	Read		Limit		APos	TPos	Remark	Pol/Phase	Note
			Level	Factor	Line	Limit					
	MHz	dBuV/m	dBuV	dB/m	dBuV/m	dB	cm	deg			
1	5451.58	46.33	3.08	43.25	54.00	-7.67	187	360	Average	Horizontal	
2	5500.00	112.00	68.71	43.29	54.00	58.00	187	360	Average	Horizontal	



TÜV Rheinland Taiwan Ltd.
No. 458-18, Sec 2, Fenfiao, Linkou Dist., New Taipei City 244, Taiwan(R.O.C.)
Tel: +886-2172-1000 Fax: +886-2172-1322



No.	Freq	Level	Read		Limit		APos	TPos	Remark	Pol/Phase	Note
			Level	Factor	Line	Limit					
	MHz	dBuV/m	dBuV	dB/m	dBuV/m	dB	cm	deg			
1	5460.00	46.69	3.43	43.26	54.00	-7.31	191	360	Average	Vertical	
2	5500.00	109.86	66.57	43.29	54.00	55.86	191	360	Average	Vertical	

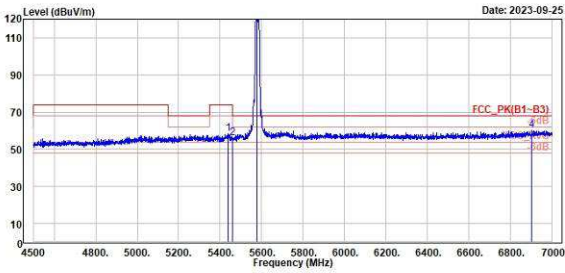
802.11a

CH 116 (Horizontal) Peak

CH 116 (Vertical) Peak



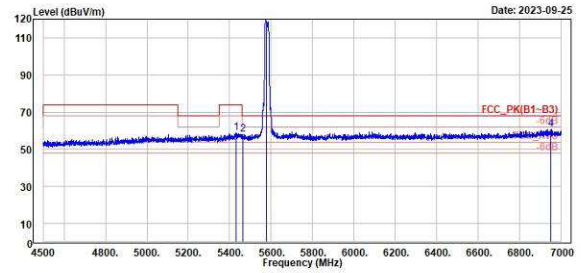
TÜV Rheinland Taiwan Ltd.
No. 458-18, Sec 2, Fenliao, Linkou Dist., New Taipei City 244, Taiwan(R.O.C.)
Tel: +886-2172-1000 Fax: +886-2172-1322



Peak	Freq	Level	Read Level	Factor	Limit Line	Over Limit	APos	TPos	Remark	Pol/Phase	Note
	MHz	dBuV/m	dBuV	dB/m	dBuV/m	dB	cm	deg			
1	5437.50	58.20	14.96	43.24	74.00	-15.80	191	360	Peak	Horizontal	
2	5460.50	55.17	12.91	43.26	68.20	-12.03	191	360	Peak	Horizontal	
3 *	5580.00	122.11	78.71	43.40	68.20	53.91	191	360	Peak	Horizontal	
4	6984.00	60.20	14.97	45.23	68.20	-8.00	191	360	Peak	Horizontal	



TÜV Rheinland Taiwan Ltd.
No. 458-18, Sec 2, Fenliao, Linkou Dist., New Taipei City 244, Taiwan(R.O.C.)
Tel: +886-2172-1000 Fax: +886-2172-1322



Peak	Freq	Level	Read Level	Factor	Limit Line	Over Limit	APos	TPos	Remark	Pol/Phase	Note
	MHz	dBuV/m	dBuV	dB/m	dBuV/m	dB	cm	deg			
1	5432.50	59.03	15.79	43.24	74.00	-14.97	191	360	Peak	Vertical	
2	5462.00	57.90	14.64	43.26	68.20	-10.30	191	360	Peak	Vertical	
3 *	5580.00	119.38	75.98	43.40	68.20	51.18	191	360	Peak	Vertical	
4	6953.50	60.86	15.58	45.28	68.20	-7.34	191	360	Peak	Vertical	

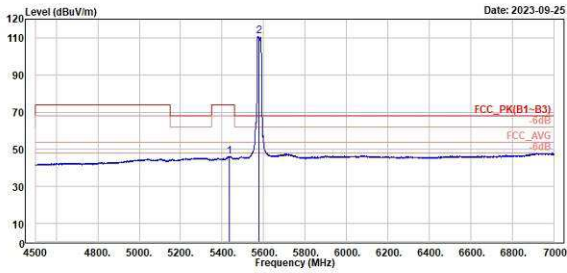
802.11a

CH 116 (Horizontal) Average

CH 116 (Vertical) Average



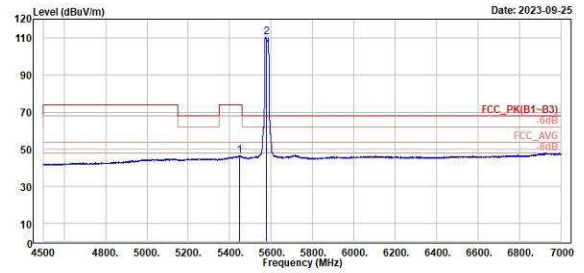
TÜV Rheinland Taiwan Ltd.
No. 458-18, Sec 2, Fenfiao, Linkou Dist., New Taipei City 244, Taiwan(R.O.C.)
Tel: +886-2172-1000 Fax: +886-2172-1322



Freq	Level	Read		Limit		APos	TPos	Remark	Pol/Phase	Note
		Level	Factor	Line	Limit					
MHz	dBuV/m	dBuV	dB/m	dBuV/m	dB	cm	deg			
1	5436.00	46.17	2.93	43.24	54.00	-7.83	191	360	Average	Horizontal
2	5598.00	118.86	67.46	43.40	54.00	56.86	191	360	Average	Horizontal



TÜV Rheinland Taiwan Ltd.
No. 458-18, Sec 2, Fenfiao, Linkou Dist., New Taipei City 244, Taiwan(R.O.C.)
Tel: +886-2172-1000 Fax: +886-2172-1322



Freq	Level	Read		Limit		APos	TPos	Remark	Pol/Phase	Note
		Level	Factor	Line	Limit					
MHz	dBuV/m	dBuV	dB/m	dBuV/m	dB	cm	deg			
1	5446.00	46.39	3.14	43.25	54.00	-7.61	191	360	Average	Vertical
2	5598.00	118.23	66.83	43.40	54.00	56.23	191	360	Average	Vertical

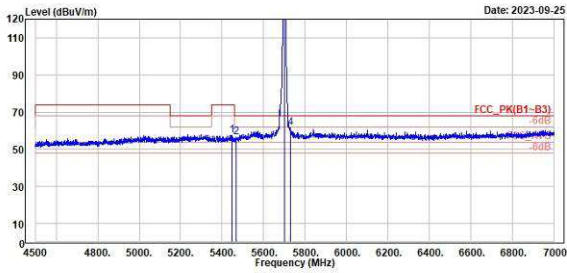
802.11a

CH 140 (Horizontal) Peak

CH 140 (Vertical) Peak



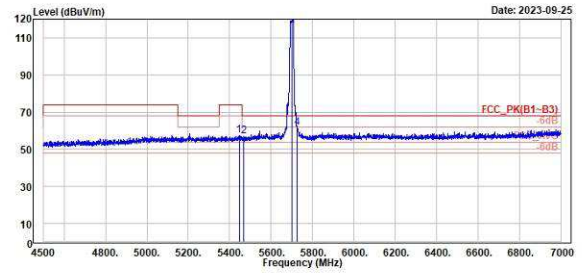
TÜV Rheinland Taiwan Ltd.
No. 458-18, Sec 2, Fenliao, Linkou Dist., New Taipei City 244, Taiwan(R.O.C.)
Tel: +886-2172-1000 Fax: +886-2172-1322



Peak	Freq (MHz)	Level (dBuV/m)	Read Level (dBuV)	Factor	Limit Line (dBuV/m)	Over Limit (dB)	APos (cm)	TPos (deg)	Remark	Pol/Phase	Note
1	5449.50	57.55	14.30	43.25	74.00	-16.45	187	360	Peak	Horizontal	
2	5467.50	56.35	13.08	43.27	68.20	-11.85	187	360	Peak	Horizontal	
3 *	5700.00	122.57	78.91	43.66	68.20	54.37	187	360	Peak	Horizontal	
4	5730.50	61.49	17.80	43.69	68.20	-6.71	187	360	Peak	Horizontal	



TÜV Rheinland Taiwan Ltd.
No. 458-18, Sec 2, Fenliao, Linkou Dist., New Taipei City 244, Taiwan(R.O.C.)
Tel: +886-2172-1000 Fax: +886-2172-1322



Peak	Freq (MHz)	Level (dBuV/m)	Read Level (dBuV)	Factor	Limit Line (dBuV/m)	Over Limit (dB)	APos (cm)	TPos (deg)	Remark	Pol/Phase	Note
1	5445.50	57.34	14.09	43.25	74.00	-16.66	185	360	Peak	Vertical	
2	5466.50	57.07	13.80	43.27	68.20	-11.13	185	360	Peak	Vertical	
3 *	5700.00	119.09	76.23	43.66	68.20	51.69	185	360	Peak	Vertical	
4	5727.50	61.52	17.83	43.69	68.20	-6.68	185	360	Peak	Vertical	

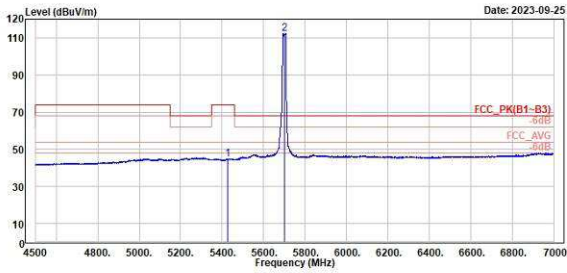
802.11a

CH 140 (Horizontal) Average

CH 140 (Vertical) Average



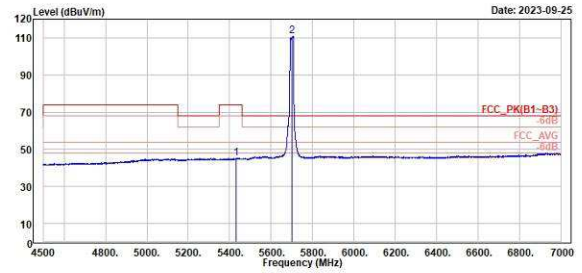
TÜV Rheinland Taiwan Ltd.
No. 458-18, Sec 2, Fenfiao, Linkou Dist., New Taipei City 244, Taiwan(R.O.C.)
Tel: +886-2172-1000 Fax: +886-2172-1322



Freq	Level	Read Level	Factor	Limit Line	Over Limit	APos	TPos	Remark	Pol/Phase	Note
MHz	dBuV/m	dBuV	dB/m	dBuV/m	dB	cm	deg			
1	5428.50	44.93	1.70	43.23	54.00	-9.07	187	360 Average	Horizontal	
2 *	5700.00	112.47	69.81	43.66	54.00	58.47	187	360 Average	Horizontal	



TÜV Rheinland Taiwan Ltd.
No. 458-18, Sec 2, Fenfiao, Linkou Dist., New Taipei City 244, Taiwan(R.O.C.)
Tel: +886-2172-1000 Fax: +886-2172-1322



Freq	Level	Read Level	Factor	Limit Line	Over Limit	APos	TPos	Remark	Pol/Phase	Note
MHz	dBuV/m	dBuV	dB/m	dBuV/m	dB	cm	deg			
1	5430.50	45.13	1.89	43.24	54.00	-8.87	185	360 Average	Vertical	
2 *	5700.00	110.93	67.27	43.66	54.00	56.93	185	360 Average	Vertical	

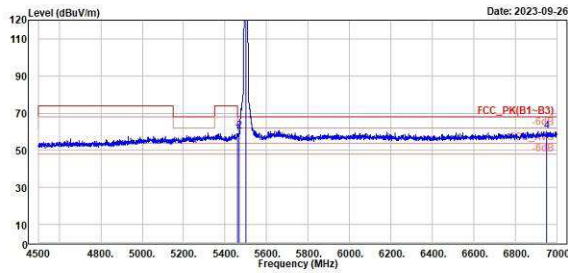
802.11ax HE20

CH 100 (Horizontal) Peak

CH 100 (Vertical) Peak



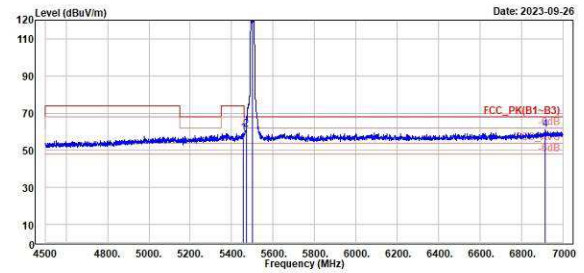
TÜV Rheinland Taiwan Ltd.
No. 458-18, Sec 2, FenHiao, Linkou Dist., New Taipei City 244, Taiwan(R.O.C.)
Tel: +886-2172-1000 Fax: +886-2172-1322



Freq	Level	Read Level	Factor	Limit Line	Over Limit	APos	TPos	Remark	Pol/Phase	Note
MHz	dBuV/m	dBuV	dB/m	dBuV/m	dB	cm	deg			
1	5458.00	58.83	15.57	43.26	74.00	-15.17	190	360 Peak	Horizontal	
2	5469.50	60.16	16.89	43.27	65.29	-8.04	190	360 Peak	Horizontal	
3	5500.00	123.56	80.27	43.29	68.20	55.30	190	360 Peak	Horizontal	
4	6951.00	60.07	14.80	45.27	68.20	-8.13	190	360 Peak	Horizontal	



TÜV Rheinland Taiwan Ltd.
No. 458-18, Sec 2, FenHiao, Linkou Dist., New Taipei City 244, Taiwan(R.O.C.)
Tel: +886-2172-1000 Fax: +886-2172-1322



Freq	Level	Read Level	Factor	Limit Line	Over Limit	APos	TPos	Remark	Pol/Phase	Note
MHz	dBuV/m	dBuV	dB/m	dBuV/m	dB	cm	deg			
1	5454.00	59.26	16.00	43.26	74.00	-14.74	191	356 Peak	Vertical	
2	5470.00	61.29	18.02	43.27	68.20	-6.91	191	356 Peak	Vertical	
3	5500.00	121.94	78.65	43.29	68.20	53.74	191	356 Peak	Vertical	
4	6915.50	60.95	15.71	45.24	68.20	-7.25	191	356 Peak	Vertical	

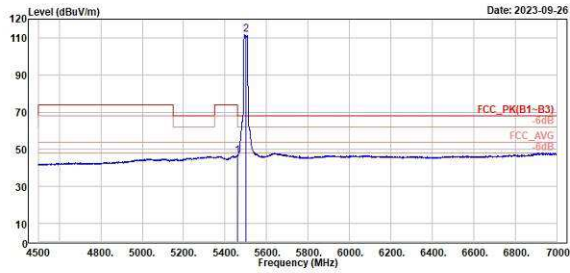
802.11ax HE20

CH 100 (Horizontal) Average

CH 100 (Vertical) Average



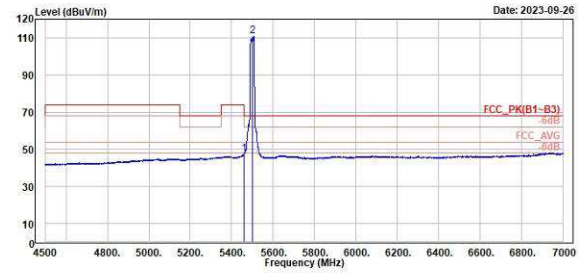
TÜV Rheinland Taiwan Ltd.
No. 458-18, Sec 2, Fenfiao, Linkou Dist., New Taipei City 244, Taiwan(R.O.C.)
Tel: +886-2172-1000 Fax: +886-2172-1322



Freq	Level	Read		Limit		APos	TPos	Remark	Pol/Phase	Note
		Level	Factor	Line	Limit					
MHz	dBuV/m	dBuV	dB/m	dBuV/m	dB	cm	deg			
1	5468.00	46.69	3.43	43.26	54.00	-7.31	190	360	Average	Horizontal
2	5500.00	111.84	68.55	43.29	54.00	57.84	190	360	Average	Horizontal



TÜV Rheinland Taiwan Ltd.
No. 458-18, Sec 2, Fenfiao, Linkou Dist., New Taipei City 244, Taiwan(R.O.C.)
Tel: +886-2172-1000 Fax: +886-2172-1322



Freq	Level	Read		Limit		APos	TPos	Remark	Pol/Phase	Note
		Level	Factor	Line	Limit					
MHz	dBuV/m	dBuV	dB/m	dBuV/m	dB	cm	deg			
1	5468.00	47.52	4.26	43.26	54.00	-6.48	191	356	Average	Vertical
2	5500.00	118.66	67.37	43.29	54.00	56.66	191	356	Average	Vertical

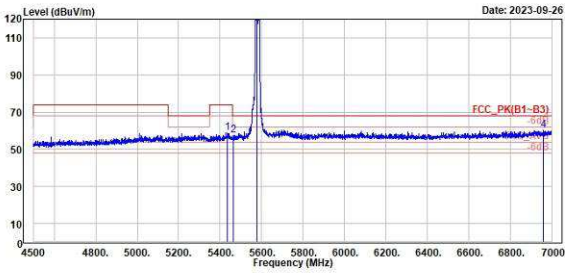
802.11ax HE20

CH 116 (Horizontal) Peak

CH 116 (Vertical) Peak



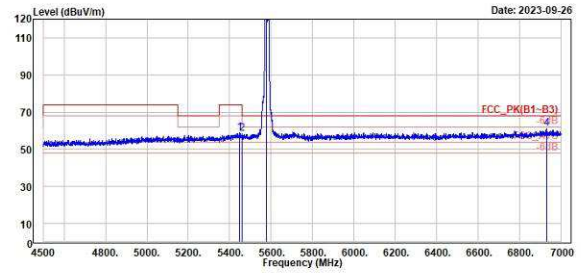
TÜV Rheinland Taiwan Ltd.
No. 458-18, Sec 2, Fenfiao, Linkou Dist., New Taipei City 244, Taiwan(R.O.C.)
Tel: +886-2172-1000 Fax: +886-2172-1322



Peak	Freq (MHz)	Level (dBuV/m)	Read Level (dBuV)	Factor (dB/m)	Limit Line (dBuV/m)	Over Limit (dB)	APos (cm)	TPos (deg)	Remark	Pol/Phase	Note
1	5434.50	59.06	15.82	43.24	74.00	-14.94	190	358	Peak	Horizontal	
2	5463.50	57.65	14.39	43.26	68.20	-10.55	190	358	Peak	Horizontal	
3 *	5580.00	122.23	78.83	43.40	68.20	54.03	190	358	Peak	Horizontal	
4	6960.00	60.22	14.93	45.29	68.20	-7.98	190	358	Peak	Horizontal	



TÜV Rheinland Taiwan Ltd.
No. 458-18, Sec 2, Fenfiao, Linkou Dist., New Taipei City 244, Taiwan(R.O.C.)
Tel: +886-2172-1000 Fax: +886-2172-1322



Peak	Freq (MHz)	Level (dBuV/m)	Read Level (dBuV)	Factor (dB/m)	Limit Line (dBuV/m)	Over Limit (dB)	APos (cm)	TPos (deg)	Remark	Pol/Phase	Note
1	5447.00	58.63	15.38	43.25	74.00	-15.37	191	360	Peak	Vertical	
2	5460.50	58.42	15.16	43.26	68.20	-9.78	191	360	Peak	Vertical	
3 *	5580.00	122.02	78.62	43.40	68.20	53.82	191	360	Peak	Vertical	
4	6932.50	61.05	15.80	45.25	68.20	-7.15	191	360	Peak	Vertical	

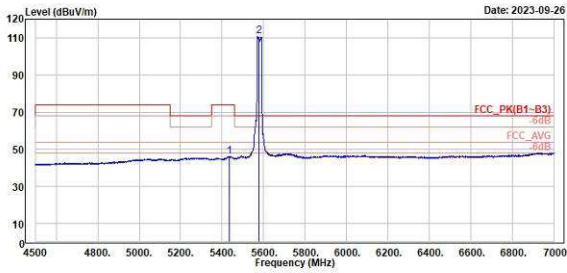
802.11ax HE20

CH 116 (Horizontal) Average

CH 116 (Vertical) Average



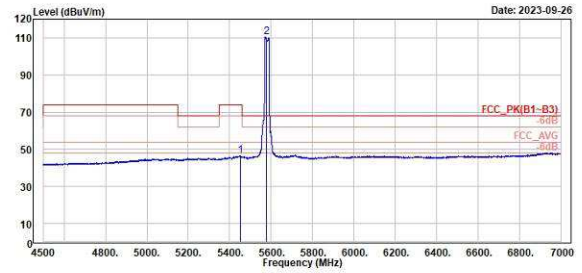
TÜV Rheinland Taiwan Ltd.
No. 458-18, Sec 2, Fenfiao, Linkou Dist., New Taipei City 244, Taiwan(R.O.C.)
Tel: +886-2172-1000 Fax: +886-2172-1322



Freq	Level	Read Level	Factor	Limit Line	Over Limit	APos	TPos	Remark	Pol/Phase	Note
MHz	dBuV/m	dBuV	dB/m	dBuV/m	dB	cm	deg			
1	5437.00	46.29	3.05	43.24	54.00	-7.71	190	358 Average	Horizontal	
2	5500.00	111.06	67.66	43.40	54.00	57.06	190	358 Average	Horizontal	



TÜV Rheinland Taiwan Ltd.
No. 458-18, Sec 2, Fenfiao, Linkou Dist., New Taipei City 244, Taiwan(R.O.C.)
Tel: +886-2172-1000 Fax: +886-2172-1322



Freq	Level	Read Level	Factor	Limit Line	Over Limit	APos	TPos	Remark	Pol/Phase	Note
MHz	dBuV/m	dBuV	dB/m	dBuV/m	dB	cm	deg			
1	5451.00	46.37	3.12	43.25	54.00	-7.63	191	360 Average	Vertical	
2	5500.00	110.34	66.94	43.40	54.00	56.34	191	360 Average	Vertical	

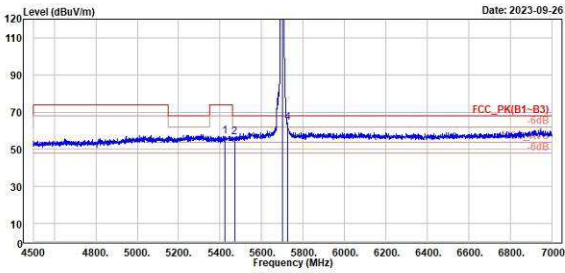
802.11ax HE20

CH 140 (Horizontal) Peak

CH 140 (Vertical) Peak



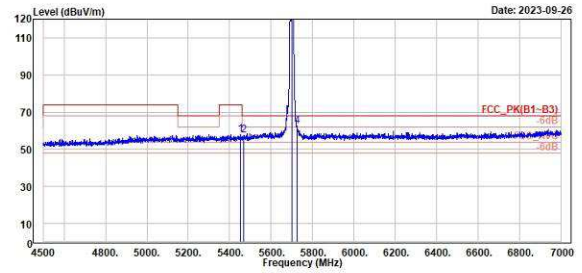
TÜV Rheinland Taiwan Ltd.
No. 458-18, Sec 2, Fenliao, Linkou Dist., New Taipei City 244, Taiwan(R.O.C.)
Tel: +886-2172-1000 Fax: +886-2172-1322



Peak	Freq (MHz)	Level (dBuV/m)	Read Level (dBuV)	Factor	Limit Line (dB/m)	Over Limit (dBuV/m)	APos (dB)	TPos (cm)	Remark	PoI/Phase	Note
1	5423.50	57.19	13.96	43.23	74.00	-16.81	190	360	Peak	HORIZONTAL	
2	5470.00	56.79	13.52	43.27	68.20	-11.41	190	360	Peak	HORIZONTAL	
3 *	5700.00	124.21	80.55	43.66	68.20	56.01	190	360	Peak	HORIZONTAL	
4 !	5725.00	64.47	20.78	43.69	68.20	-3.73	190	360	Peak	HORIZONTAL	



TÜV Rheinland Taiwan Ltd.
No. 458-18, Sec 2, Fenliao, Linkou Dist., New Taipei City 244, Taiwan(R.O.C.)
Tel: +886-2172-1000 Fax: +886-2172-1322



Peak	Freq (MHz)	Level (dBuV/m)	Read Level (dBuV)	Factor	Limit Line (dB/m)	Over Limit (dBuV/m)	APos (dB)	TPos (cm)	Remark	PoI/Phase	Note
1	5452.50	57.87	14.62	43.25	74.00	-16.13	188	360	Peak	Vertical	
2	5497.00	57.37	14.10	43.27	68.20	-10.83	188	360	Peak	Vertical	
3 *	5700.00	122.08	79.22	43.66	68.20	54.68	188	360	Peak	Vertical	
4 !	5725.00	62.31	18.62	43.69	68.20	-5.89	188	360	Peak	Vertical	

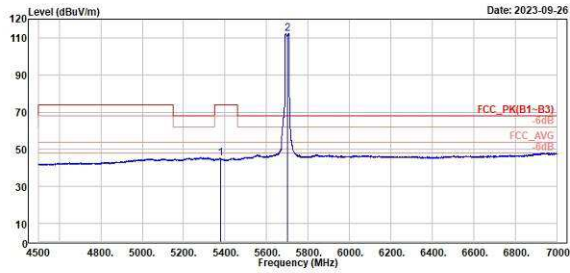
802.11ax HE20

CH 140 (Horizontal) Average

CH 140 (Vertical) Average



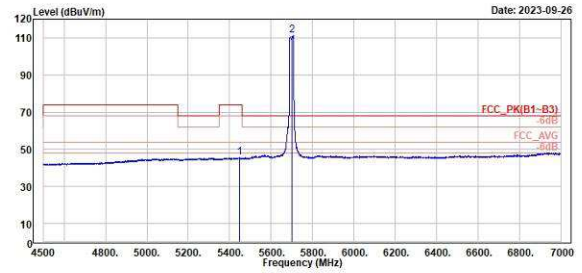
TÜV Rheinland Taiwan Ltd.
No. 458-18, Sec 2, Fenfiao, Linkou Dist., New Taipei City 244, Taiwan(R.O.C.)
Tel: +886-2172-1000 Fax: +886-2172-1322



Freq	Level	Read Level	Factor	Limit Line	Over Limit	APos	TPos	Remark	Pol/Phase	Note
MHz	dBuV/m	dBuV	dB/m	dBuV/m	dB	cm	deg			
1	5377.50	45.06	1.96	43.10	54.00	-8.94	190	360 Average	HORIZONTAL	
2	5700.00	112.46	68.80	43.66	54.00	58.46	190	360 Average	HORIZONTAL	



TÜV Rheinland Taiwan Ltd.
No. 458-18, Sec 2, Fenfiao, Linkou Dist., New Taipei City 244, Taiwan(R.O.C.)
Tel: +886-2172-1000 Fax: +886-2172-1322



Freq	Level	Read Level	Factor	Limit Line	Over Limit	APos	TPos	Remark	Pol/Phase	Note
MHz	dBuV/m	dBuV	dB/m	dBuV/m	dB	cm	deg			
1	5447.00	45.53	2.28	43.25	54.00	-8.47	188	360 Average	Vertical	
2	5700.00	111.14	67.48	43.66	54.00	57.14	188	360 Average	Vertical	

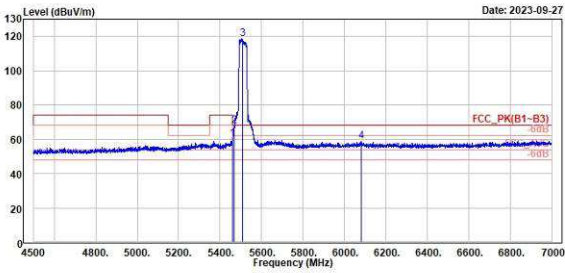
802.11ax HE40

CH 102 (Horizontal) Peak

CH 102 (Vertical) Peak



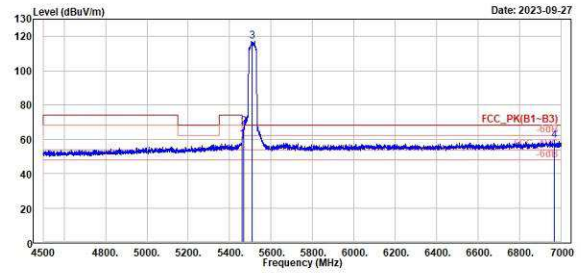
TÜV Rheinland Taiwan Ltd.
No. 458-18, Sec. 2, Fenjiao, Linkou Dist., New Taipei City 244, Taiwan(R.O.C.)
Tel: +886-2172-1000 Fax: +886-2172-1322



	Freq	Level	Read	Limit	Over	APos	TPos	Remark	Pol/Phase	Note
	MHz	dBuV/m	dBuV	dB/m	dBuV/m	dB	cm	deg		
1	5458.50	68.30	18.15	42.15	74.00	-13.70	191	360	Peak	Horizontal
2	5468.00	67.68	25.48	42.20	65.20	-0.52	191	360	Peak	Horizontal
3 *	5510.00	118.61	76.27	42.34	68.20	50.41	191	360	Peak	Horizontal
4	6082.00	58.79	15.32	43.47	68.20	-9.41	191	360	Peak	Horizontal



TÜV Rheinland Taiwan Ltd.
No. 458-18, Sec. 2, Fenjiao, Linkou Dist., New Taipei City 244, Taiwan(R.O.C.)
Tel: +886-2172-1000 Fax: +886-2172-1322



	Freq	Level	Read	Limit	Over	APos	TPos	Remark	Pol/Phase	Note
	MHz	dBuV/m	dBuV	dB/m	dBuV/m	dB	cm	deg		
1	5459.00	59.63	17.47	42.16	74.00	-14.37	186	356	Peak	Vertical
2	5469.00	67.37	25.17	42.20	65.20	-0.83	186	356	Peak	Vertical
3 *	5510.00	117.06	74.72	42.34	68.20	46.86	186	356	Peak	Vertical
4	6969.50	59.30	15.52	43.78	68.20	-8.90	186	356	Peak	Vertical

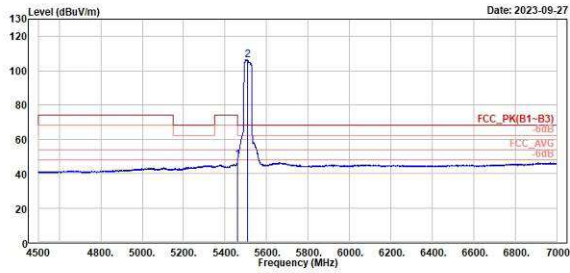
802.11ax HE40

CH 102 (Horizontal) Average

CH 102 (Vertical) Average



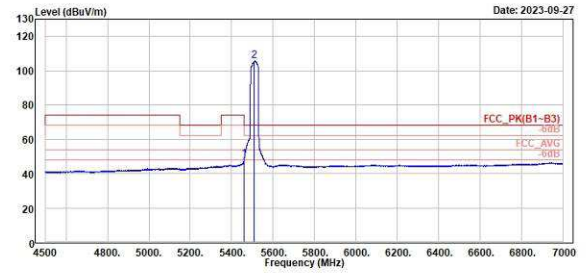
TÜV Rheinland Taiwan Ltd.
No. 458-18, Sec 2, Fenliao, Linkou Dist., New Taipei City 244, Taiwan(R.O.C.)
Tel: +886-2172-1000 Fax: +886-2172-1322



Freq	Level	Read Level	Factor	Limit Line	Over Limit	APos	TPos	Remark	Pol/Phase	Note
MHz	dBuV/m	dBuV	dB/m	dBuV/m	dB	cm	deg			
1 5460.00	48.05	5.88	42.17	54.00	-5.95	191	360	Average	Horizontal	
2 * 5510.00	106.29	63.95	42.34	54.00	52.29	191	360	Average	Horizontal	



TÜV Rheinland Taiwan Ltd.
No. 458-18, Sec 2, Fenliao, Linkou Dist., New Taipei City 244, Taiwan(R.O.C.)
Tel: +886-2172-1000 Fax: +886-2172-1322



Freq	Level	Read Level	Factor	Limit Line	Over Limit	APos	TPos	Remark	Pol/Phase	Note
MHz	dBuV/m	dBuV	dB/m	dBuV/m	dB	cm	deg			
1 5460.00	48.44	6.27	42.17	54.00	-5.56	186	356	Average	Vertical	
2 * 5510.00	105.76	63.42	42.34	54.00	51.76	186	356	Average	Vertical	

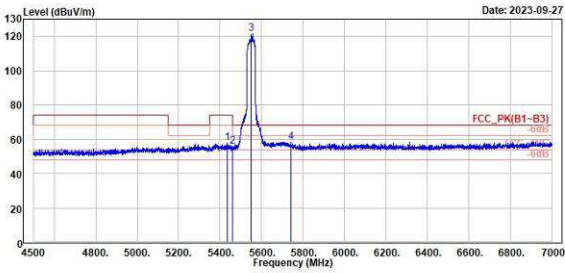
802.11ax HE40

CH 110 (Horizontal) Peak

CH 110 (Vertical) Peak



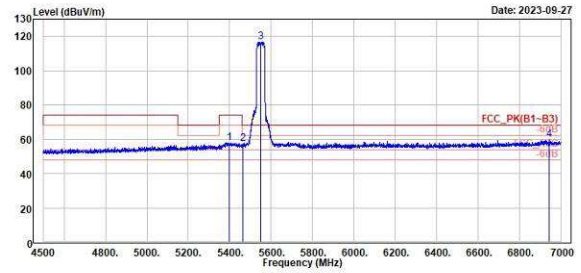
TÜV Rheinland Taiwan Ltd.
No. 458-18, Sec 2, FenJiao, Linkou Dist., New Taipei City 244, Taiwan(R.O.C.)
Tel: +886-2172-1000 Fax: +886-2172-1322



Peak	Freq	Level	Read	Limit	Over	APos	TPos	Remark	Pol/Phase	Note
	MHz	dBuV/m	dBuV	dB/m	dBuV/m	dB	cm	deg		
1	5436.00	57.64	15.42	42.22	74.00	-16.36	195	360	Peak	Horizontal
2	5469.00	55.63	13.46	42.17	65.20	-12.57	195	360	Peak	Horizontal
3 *	5550.00	121.50	79.22	42.28	68.20	53.30	195	360	Peak	Horizontal
4	5742.50	58.55	15.98	42.57	68.20	-9.65	195	360	Peak	Horizontal



TÜV Rheinland Taiwan Ltd.
No. 458-18, Sec 2, FenJiao, Linkou Dist., New Taipei City 244, Taiwan(R.O.C.)
Tel: +886-2172-1000 Fax: +886-2172-1322



Peak	Freq	Level	Read	Limit	Over	APos	TPos	Remark	Pol/Phase	Note
	MHz	dBuV/m	dBuV	dB/m	dBuV/m	dB	cm	deg		
1	5309.00	58.03	15.55	42.48	74.00	-15.97	192	357	Peak	Vertical
2	5469.00	57.33	15.15	42.18	68.20	-10.87	192	357	Peak	Vertical
3 *	5550.00	116.03	74.55	42.28	68.20	46.63	192	357	Peak	Vertical
4	6945.50	59.69	15.89	43.80	68.20	-8.51	192	357	Peak	Vertical

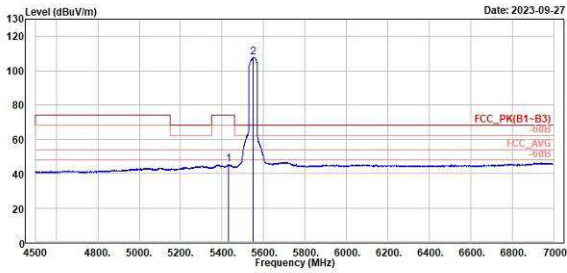
802.11ax HE40

CH 110 (Horizontal) Average

CH 110 (Vertical) Average



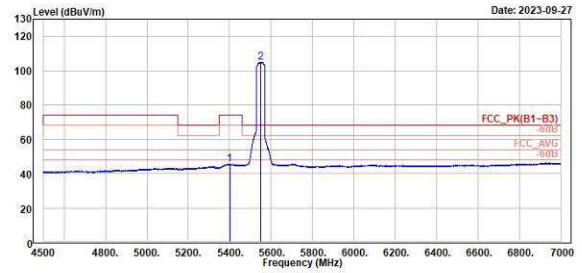
TÜV Rheinland Taiwan Ltd.
No. 458-18, Sec 2, Fenliao, Linkou Dist., New Taipei City 244, Taiwan(R.O.C.)
Tel: +886-2172-1000 Fax: +886-2172-1322



No.	Freq	Level	Read		Limit		APos	TPos	Remark	Pol/Phase	Note
			Level	Factor	Line	Limit					
	MHz	dBuV/m	dBuV	dB/m	dBuV/m	dB	cm	deg			
1	5432.58	45.25	3.00	42.25	54.00	-8.75	195	360	Average	Horizontal	
2	5558.00	107.98	65.70	42.28	54.00	53.98	195	360	Average	Horizontal	



TÜV Rheinland Taiwan Ltd.
No. 458-18, Sec 2, Fenliao, Linkou Dist., New Taipei City 244, Taiwan(R.O.C.)
Tel: +886-2172-1000 Fax: +886-2172-1322



No.	Freq	Level	Read		Limit		APos	TPos	Remark	Pol/Phase	Note
			Level	Factor	Line	Limit					
	MHz	dBuV/m	dBuV	dB/m	dBuV/m	dB	cm	deg			
1	5400.50	45.59	3.10	42.49	54.00	-8.41	192	357	Average	Vertical	
2	5558.00	104.96	62.68	42.28	54.00	50.96	192	357	Average	Vertical	

802.11ax HE40

CH 134 (Horizontal) Peak

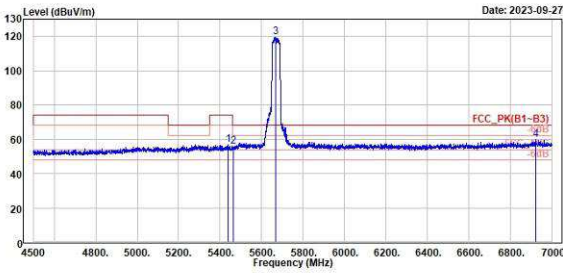
CH 134 (Vertical) Peak



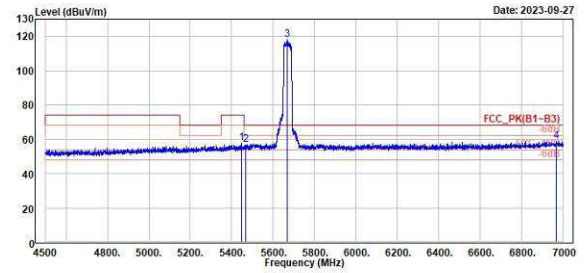
TÜV Rheinland Taiwan Ltd.
No. 458-18, Sec 2, Fenliao, Linkou Dist., New Taipei City 244, Taiwan(R.O.C.)
Tel: +886-2172-1000 Fax: +886-2172-1322



TÜV Rheinland Taiwan Ltd.
No. 458-18, Sec 2, Fenliao, Linkou Dist., New Taipei City 244, Taiwan(R.O.C.)
Tel: +886-2172-1000 Fax: +886-2172-1322



Peak	Freq (MHz)	Level (dBuV/m)	Read Level (dBuV)	Factor (dB/m)	Limit Line (dBuV/m)	Over Limit (dB)	APos (cm)	TPos (deg)	Remark	Pol/Phase	Note
1	5449.59	56.63	14.44	42.19	74.00	-17.37	184	359	Peak	Horizontal	
2	5462.59	55.88	13.70	42.18	68.20	-12.32	184	359	Peak	Horizontal	
3 *	5670.00	119.62	77.20	42.42	68.20	51.42	184	359	Peak	Horizontal	
4	6921.59	59.62	15.89	43.73	68.20	-8.58	184	359	Peak	Horizontal	



Peak	Freq (MHz)	Level (dBuV/m)	Read Level (dBuV)	Factor (dB/m)	Limit Line (dBuV/m)	Over Limit (dB)	APos (cm)	TPos (deg)	Remark	Pol/Phase	Note
1	5449.59	57.66	15.53	42.13	74.00	-16.34	191	360	Peak	Vertical	
2	5469.00	56.86	14.66	42.20	68.20	-11.34	191	360	Peak	Vertical	
3 *	5670.00	118.31	75.89	42.42	68.20	50.11	191	360	Peak	Vertical	
4	6969.00	58.82	15.04	43.78	68.20	-9.38	191	360	Peak	Vertical	

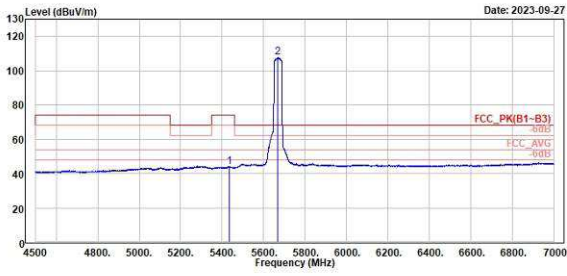
802.11ax HE40

CH 134 (Horizontal) Average

CH 134 (Vertical) Average



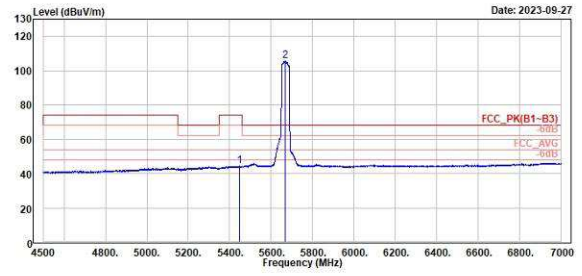
TÜV Rheinland Taiwan Ltd.
No. 458-18, Sec. 2, Fenliao, Linkou Dist., New Taipei City 244, Taiwan(R.O.C.)
Tel: +886-2172-1000 Fax: +886-2172-1322



Peak	Freq (MHz)	Level (dBuV/m)	Read Level (dBuV)	Factor	Limit Line (dBuV/m)	Over Limit (dB)	APos (cm)	TPos (deg)	Remark	Pol/Phase	Note
1	5434.58	44.85	1.82	42.23	54.00	-9.95	184	359	Average	Horizontal	
2	5670.00	107.55	65.13	42.42	54.00	53.55	184	359	Average	Horizontal	



TÜV Rheinland Taiwan Ltd.
No. 458-18, Sec. 2, Fenliao, Linkou Dist., New Taipei City 244, Taiwan(R.O.C.)
Tel: +886-2172-1000 Fax: +886-2172-1322



Peak	Freq (MHz)	Level (dBuV/m)	Read Level (dBuV)	Factor	Limit Line (dBuV/m)	Over Limit (dB)	APos (cm)	TPos (deg)	Remark	Pol/Phase	Note
1	5446.00	44.53	2.38	42.15	54.00	-9.47	191	360	Average	Vertical	
2	5666.50	109.55	63.13	42.42	54.00	53.55	191	360	Average	Vertical	

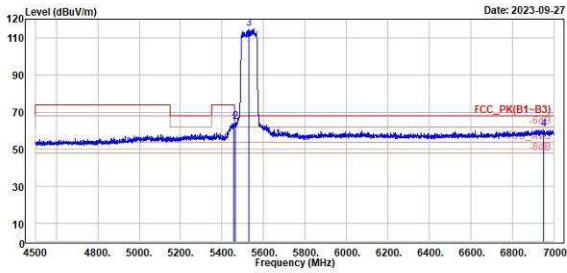
802.11ax HE80

CH 106 (Horizontal) Peak

CH 106 (Vertical) Peak



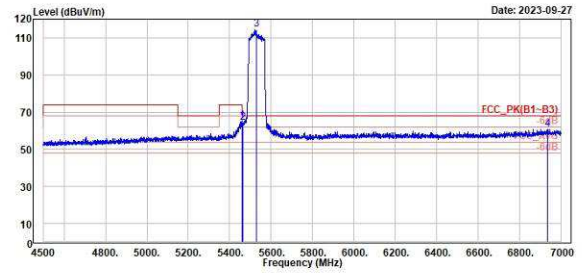
TUV Rheinland Taiwan Ltd.
No. 458-18, Sec 2, FenJiao, Linkou Dist., New Taipei City 244, Taiwan(R.O.C.)
Tel: +886-2172-1000 Fax: +886-2172-1322



	Freq	Level	Read	Limit	Over	APos	TPos	Remark	Pol/Phase	Note
	MHz	dBuV/m	dBuV	dB/m	dBuV/m	dB	cm	deg		
1	5454.00	63.96	20.70	43.26	74.00	-10.04	188	360	Peak	Horizontal
2	5465.50	65.00	21.73	43.27	65.20	-3.20	188	360	Peak	Horizontal
3 *	5530.00	115.04	71.66	43.38	68.20	46.04	188	360	Peak	Horizontal
4	6953.00	60.68	15.40	45.28	68.20	-7.52	188	360	Peak	Horizontal



TUV Rheinland Taiwan Ltd.
No. 458-18, Sec 2, FenJiao, Linkou Dist., New Taipei City 244, Taiwan(R.O.C.)
Tel: +886-2172-1000 Fax: +886-2172-1322



	Freq	Level	Read	Limit	Over	APos	TPos	Remark	Pol/Phase	Note
	MHz	dBuV/m	dBuV	dB/m	dBuV/m	dB	cm	deg		
1	5459.00	65.09	21.83	43.26	74.00	-8.91	188	360	Peak	Vertical
2	5465.50	64.56	21.29	43.27	68.20	-3.64	189	360	Peak	Vertical
3 *	5530.00	114.68	71.30	43.38	68.20	46.48	189	360	Peak	Vertical
4	6953.00	60.87	15.61	45.26	68.20	-7.33	189	360	Peak	Vertical

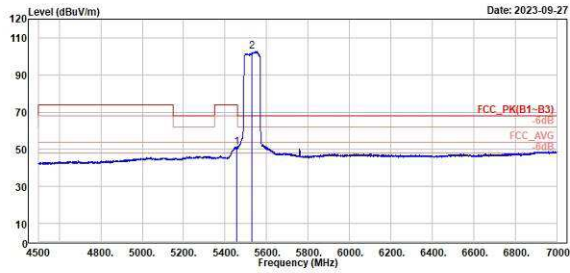
802.11ax HE80

CH 106 (Horizontal) Average

CH 106 (Vertical) Average



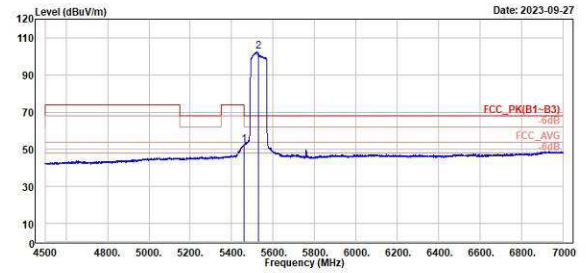
TÜV Rheinland Taiwan Ltd.
No. 458-18, Sec 2, Fenfiao, Linkou Dist., New Taipei City 244, Taiwan(R.O.C.)
Tel: +886-2172-1000 Fax: +886-2172-1322



Freq	Level	Read Level	Factor	Limit Line	Over Limit	APos	TPos	Remark	Pol/Phase	Note
MHz	dBuV/m	dBuV	dB/m	dBuV/m	dB	cm	deg			
1 5455.00	51.00	7.74	43.26	54.00	-3.00	188	360	Average	Horizontal	
2 * 5530.00	102.61	59.23	43.38	54.00	48.61	188	360	Average	Horizontal	



TÜV Rheinland Taiwan Ltd.
No. 458-18, Sec 2, Fenfiao, Linkou Dist., New Taipei City 244, Taiwan(R.O.C.)
Tel: +886-2172-1000 Fax: +886-2172-1322



Freq	Level	Read Level	Factor	Limit Line	Over Limit	APos	TPos	Remark	Pol/Phase	Note
MHz	dBuV/m	dBuV	dB/m	dBuV/m	dB	cm	deg			
1 5458.00	52.61	9.35	43.26	54.00	-1.39	189	360	Average	Vertical	
2 * 5530.00	102.50	59.12	43.38	54.00	48.50	189	360	Average	Vertical	

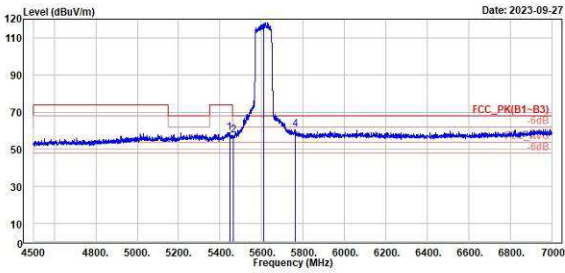
802.11ax HE80

CH 122 (Horizontal) Peak

CH 122 (Vertical) Peak



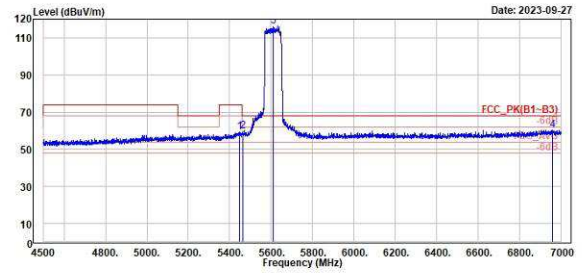
TÜV Rheinland Taiwan Ltd.
No. 458-18, Sec 2, Fenfiao, Linkou Dist., New Taipei City 244, Taiwan(R.O.C.)
Tel: +886-2172-1000 Fax: +886-2172-1322



Peak	Freq (MHz)	Level (dBuV/m)	Read Level (dBuV)	Factor (dB)	Limit Line (dBuV/m)	Over Limit (dB)	APos (cm)	TPos (deg)	Remark	Pol/Phase	Note
1	5445.50	58.86	15.61	43.25	74.00	-15.14	191	360	Peak	Horizontal	
2	5462.50	57.68	14.42	43.26	68.20	-10.52	191	360	Peak	Horizontal	
3 *	5610.00	118.23	74.84	43.39	68.20	50.03	191	360	Peak	Horizontal	
4	5760.50	60.83	17.09	43.74	68.20	-7.37	191	360	Peak	Horizontal	



TÜV Rheinland Taiwan Ltd.
No. 458-18, Sec 2, Fenfiao, Linkou Dist., New Taipei City 244, Taiwan(R.O.C.)
Tel: +886-2172-1000 Fax: +886-2172-1322



Peak	Freq (MHz)	Level (dBuV/m)	Read Level (dBuV)	Factor (dB)	Limit Line (dBuV/m)	Over Limit (dB)	APos (cm)	TPos (deg)	Remark	Pol/Phase	Note
1	5447.00	59.17	15.92	43.25	74.00	-14.83	192	360	Peak	Vertical	
2	5465.00	59.74	16.47	43.27	68.20	-8.46	192	360	Peak	Vertical	
3 *	5610.00	116.38	72.99	43.39	68.20	48.18	192	360	Peak	Vertical	
4	6959.00	60.29	15.00	45.29	68.20	-7.91	192	360	Peak	Vertical	

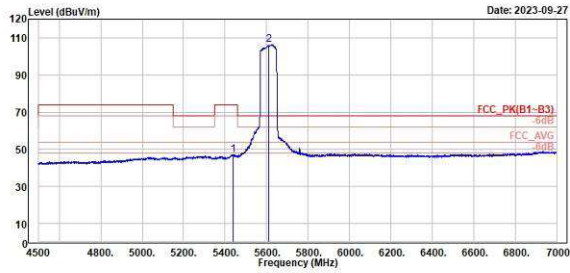
802.11ax HE80

CH 122 (Horizontal) Average

CH 122 (Vertical) Average



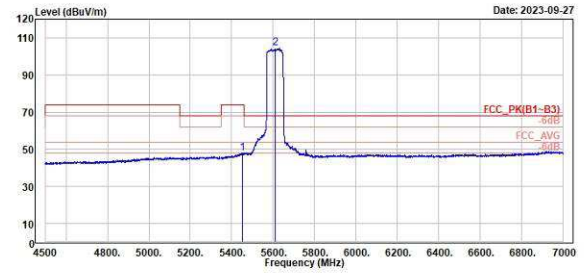
TÜV Rheinland Taiwan Ltd.
No. 458-18, Sec 2, Fenfiao, Linkou Dist., New Taipei City 244, Taiwan(R.O.C.)
Tel: +886-2172-1000 Fax: +886-2172-1322



Freq	Level	Read	Limit	Over	APos	TPos	Remark	Pol/Phase	Note
MHz	dBuV/m	dBuV	dB/m	dBuV/m	dB	cm	deg		
1	5439.50	47.12	3.88	43.24	54.00	-6.88	191	360	Average Horizontal
2	5618.00	106.14	62.75	43.39	54.00	52.14	191	360	Average Horizontal



TÜV Rheinland Taiwan Ltd.
No. 458-18, Sec 2, Fenfiao, Linkou Dist., New Taipei City 244, Taiwan(R.O.C.)
Tel: +886-2172-1000 Fax: +886-2172-1322



Freq	Level	Read	Limit	Over	APos	TPos	Remark	Pol/Phase	Note
MHz	dBuV/m	dBuV	dB/m	dBuV/m	dB	cm	deg		
1	5450.50	47.91	4.66	43.25	54.00	-6.09	192	360	Average Vertical
2	5618.00	104.29	60.90	43.39	54.00	50.29	192	360	Average Vertical