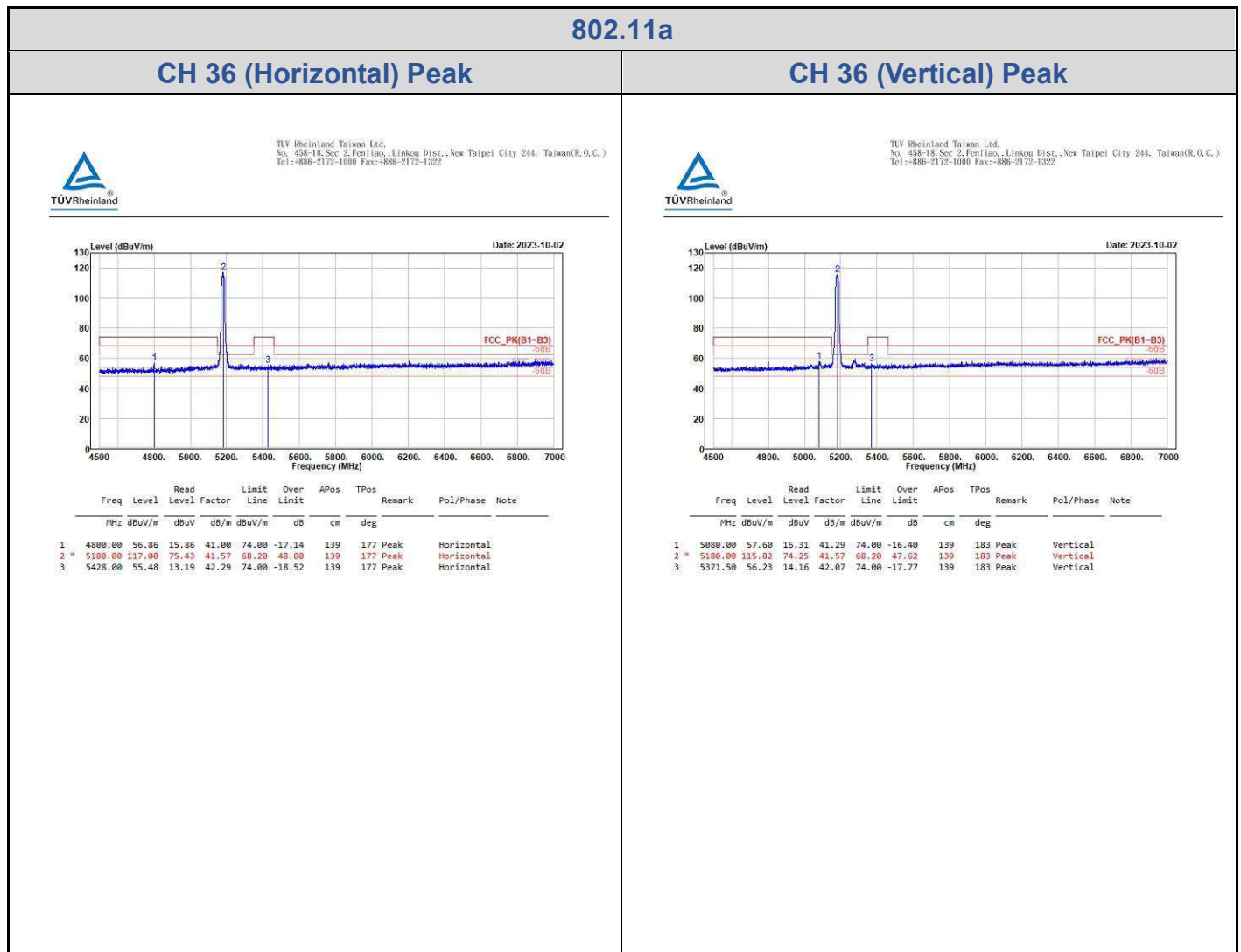


Appendix G: Test Results of Radiation Spurious Emissions & Mains Conducted Emission (Spruce_Omni antenna)

Band Edges, 4.5GHz ~ 5.15GHz

U-NII-1



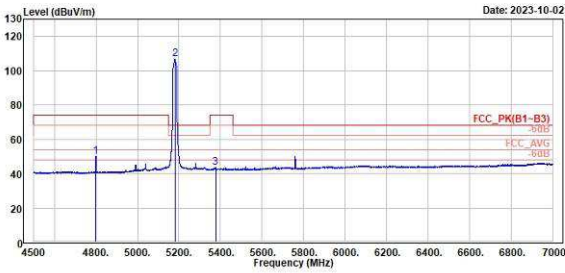
802.11a

CH 36 (Horizontal) Average

CH 36 (Vertical) Average



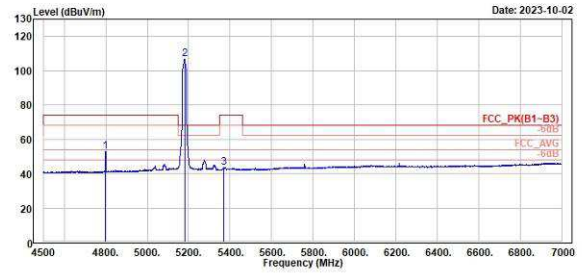
TUV Rheinland Taiwan Ltd.
No. 438-18, Sec 2, Fenliao, Linkou Dist., New Taipei City 244, Taiwan(R.O.C.)
Tel: +886-2172-1000 Fax: +886-2172-1322



Freq	Level	Read	Limit	Over	APos	TPos	Remark	Pol/Phase	Note
MHz	dBuV/m	dBuV	dB/m	dBuV/m	dB	cm	deg		
1	4799.50	50.03	9.83	41.00	54.00	-3.97	139	177	Average Horizontal
2	5188.00	107.00	65.43	41.57	54.00	53.00	139	177	Average Horizontal
3	5376.00	43.56	1.43	42.13	54.00	-10.44	139	177	Average Horizontal



TUV Rheinland Taiwan Ltd.
No. 438-18, Sec 2, Fenliao, Linkou Dist., New Taipei City 244, Taiwan(R.O.C.)
Tel: +886-2172-1000 Fax: +886-2172-1322



Freq	Level	Read	Limit	Over	APos	TPos	Remark	Pol/Phase	Note
MHz	dBuV/m	dBuV	dB/m	dBuV/m	dB	cm	deg		
1	4799.50	52.94	11.94	41.00	54.00	-1.06	139	180	Average Vertical
2	5188.00	106.72	65.15	41.57	54.00	52.72	139	183	Average Vertical
3	5376.50	43.69	1.63	42.06	54.00	-10.31	139	183	Average Vertical

802.11a

CH 40 (Horizontal) Peak

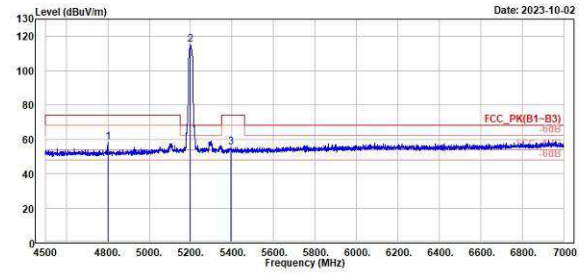
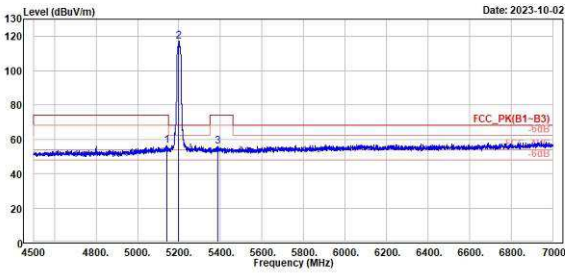
CH 40 (Vertical) Peak



TUV Rheinland Taiwan Ltd.
No. 438-18, Sec 2, Fenliao, Linkou Dist., New Taipei City 244, Taiwan(R.O.C.)
Tel: +886-2172-1000 Fax: +886-2172-1322



TUV Rheinland Taiwan Ltd.
No. 438-18, Sec 2, Fenliao, Linkou Dist., New Taipei City 244, Taiwan(R.O.C.)
Tel: +886-2172-1000 Fax: +886-2172-1322



Peak	Freq	Level	Read	Limit	Over	APos	TPos	Remark	Pol/Phase	Note
	MHz	dBuV/m	dBuV	dB/m	dBuV/m	dB	cm	deg		
1	5139.50	56.14	14.73	41.41	74.00	-17.86	135	178	Peak	Horizontal
2	5200.00	117.25	75.59	41.66	69.29	49.85	135	178	Peak	Horizontal
3	5384.50	55.71	13.45	42.26	74.00	-18.29	135	178	Peak	Horizontal

Peak	Freq	Level	Read	Limit	Over	APos	TPos	Remark	Pol/Phase	Note
	MHz	dBuV/m	dBuV	dB/m	dBuV/m	dB	cm	deg		
1	4800.00	59.00	17.08	41.00	74.00	-15.92	133	182	Peak	Vertical
2	5200.00	115.01	73.35	41.66	69.29	46.81	133	182	Peak	Vertical
3	5394.00	55.30	12.90	42.40	74.00	-16.70	133	182	Peak	Vertical

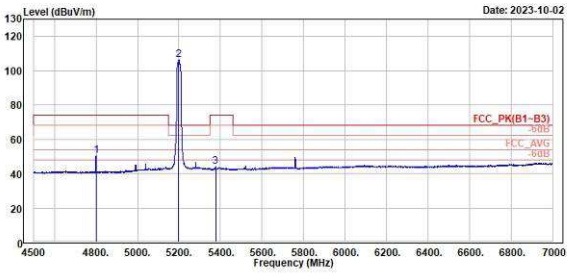
802.11a

CH 40 (Horizontal) Average

CH 40 (Vertical) Average



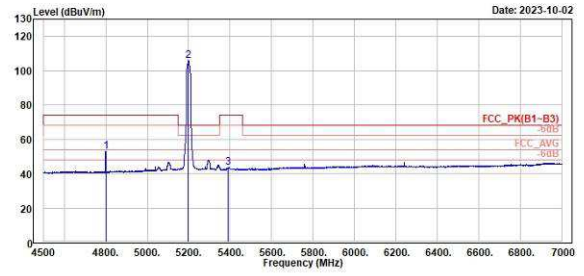
TUV Rheinland Taiwan Ltd.
No. 438-18, Sec 2, Fenliao, Linkou Dist., New Taipei City 244, Taiwan(R.O.C.)
Tel: +886-2172-1000 Fax: +886-2172-1322



Freq	Level	Read		Limit	Over	APos	TPos	Remark	Pol/Phase	Note
		Level	Factor							
MHz	dBuV/m	dBuV	dB/m	dBuV/m	dB	cm	deg			
1	4800.00	50.21	9.21	41.00	54.00	-3.79	135	178 Average	Horizontal	
2	5200.00	105.49	64.83	41.00	54.00	52.49	135	178 Average	Horizontal	
3	5376.00	43.84	1.71	42.13	54.00	-10.16	135	178 Average	Horizontal	



TUV Rheinland Taiwan Ltd.
No. 438-18, Sec 2, Fenliao, Linkou Dist., New Taipei City 244, Taiwan(R.O.C.)
Tel: +886-2172-1000 Fax: +886-2172-1322



Freq	Level	Read		Limit	Over	APos	TPos	Remark	Pol/Phase	Note
		Level	Factor							
MHz	dBuV/m	dBuV	dB/m	dBuV/m	dB	cm	deg			
1	4800.00	53.13	12.13	41.00	54.00	-0.87	133	182 Average	Vertical	
2	5200.00	105.90	64.24	41.00	54.00	53.90	133	182 Average	Vertical	
3	5390.00	43.59	1.25	42.34	54.00	-10.41	133	182 Average	Vertical	

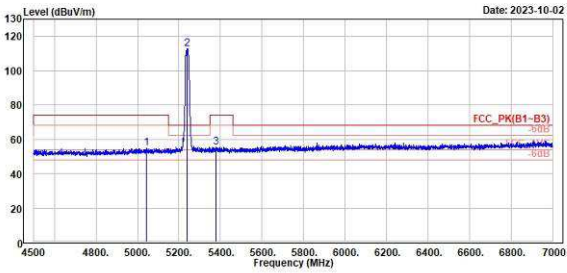
802.11a

CH 48 (Horizontal) Peak

CH 48 (Vertical) Peak



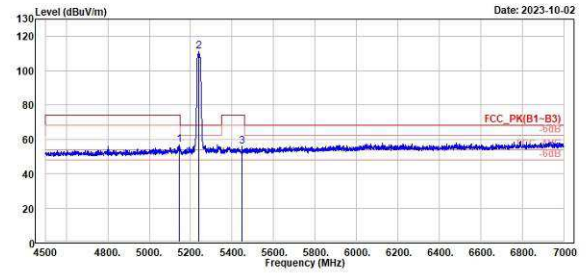
TUV Rheinland Taiwan Ltd.
No. 438-18, Sec 2, Fenliao, Linkou Dist., New Taipei City 244, Taiwan(R.O.C.)
Tel: +886-2172-1000 Fax: +886-2172-1322



Peak	Freq (MHz)	Level (dBuV/m)	Read Level (dBuV)	Factor (dB/m)	Limit Line (dBuV/m)	Over Limit (dB)	APos (cm)	TPos (deg)	Remark	Pol/Phase	Note
1	5041.00	54.65	13.40	41.25	74.00	-19.35	146	176	Peak	Horizontal	
2 *	5246.00	112.94	71.33	41.61	68.29	44.74	146	176	Peak	Horizontal	
3	5376.50	55.37	13.23	42.14	74.00	-18.63	146	176	Peak	Horizontal	



TUV Rheinland Taiwan Ltd.
No. 438-18, Sec 2, Fenliao, Linkou Dist., New Taipei City 244, Taiwan(R.O.C.)
Tel: +886-2172-1000 Fax: +886-2172-1322



Peak	Freq (MHz)	Level (dBuV/m)	Read Level (dBuV)	Factor (dB/m)	Limit Line (dBuV/m)	Over Limit (dB)	APos (cm)	TPos (deg)	Remark	Pol/Phase	Note
1	5144.00	57.06	15.64	41.42	74.00	-16.94	135	178	Peak	Vertical	
2 *	5246.00	111.25	69.64	41.61	68.29	43.05	135	178	Peak	Vertical	
3	5446.00	55.76	13.61	42.15	74.00	-18.24	135	178	Peak	Vertical	

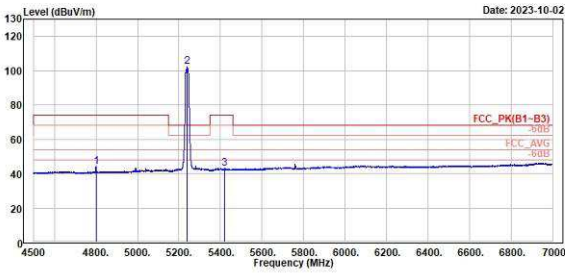
802.11a

CH 48 (Horizontal) Average

CH 48 (Vertical) Average



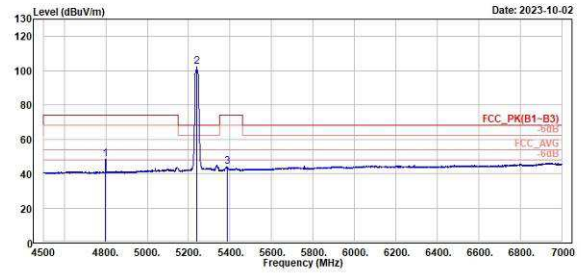
TUV Rheinland Taiwan Ltd.
No. 438-18, Sec 2, Fenliao, Linkou Dist., New Taipei City 244, Taiwan(R.O.C.)
Tel: +886-2172-1000 Fax: +886-2172-1322



1	2	3
4888.00	5248.00	5418.00
Level	Level	Level
44.10	102.51	43.07
Factor	Factor	Factor
3.10	60.90	0.71
Limit	Limit	Limit
41.00	54.00	54.00
Over	Over	Over
-9.90	48.51	-10.93
APos	APos	APos
146	146	146
TPos	TPos	TPos
176	176	176
Remark	Remark	Remark
Average	Average	Average
Pol/Phase	Pol/Phase	Pol/Phase
Horizontal	Horizontal	Horizontal



TUV Rheinland Taiwan Ltd.
No. 438-18, Sec 2, Fenliao, Linkou Dist., New Taipei City 244, Taiwan(R.O.C.)
Tel: +886-2172-1000 Fax: +886-2172-1322



1	2	3
4799.50	5248.00	5387.00
Level	Level	Level
48.37	102.12	43.92
Factor	Factor	Factor
7.37	60.51	1.62
Limit	Limit	Limit
41.00	54.00	54.00
Over	Over	Over
-5.63	48.12	-10.08
APos	APos	APos
135	135	135
TPos	TPos	TPos
178	178	178
Remark	Remark	Remark
Average	Average	Average
Pol/Phase	Pol/Phase	Pol/Phase
Vertical	Vertical	Vertical

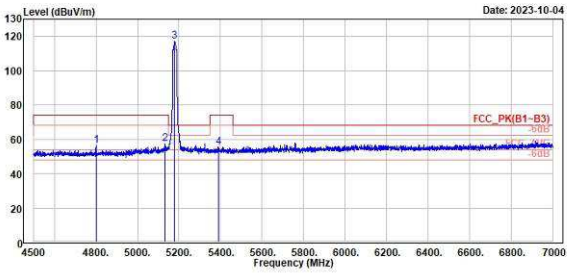
802.11ax HE20

CH 36 (Horizontal) Peak

CH 36 (Vertical) Peak



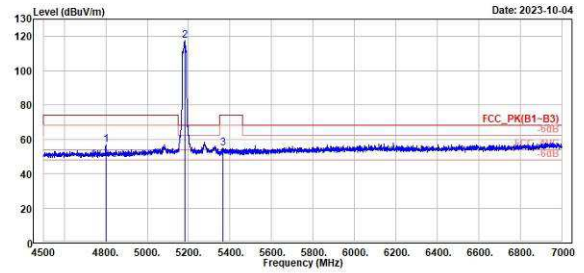
TUV Rheinland Taiwan Ltd.
No. 438-18, Sec 2, Fenliao, Linkou Dist., New Taipei City 244, Taiwan(R.O.C.)
Tel: +886-2172-1000 Fax: +886-2172-1322



Peak	Freq (MHz)	Level (dBuV/m)	Read Level (dBuV)	Factor (dB/m)	Limit Line (dBuV/m)	Over Limit (dB)	APos (cm)	TPos (deg)	Remark	Pol/Phase	Note
1	4800.00	56.52	15.52	41.00	74.00	-17.48	135	174	Peak	Horizontal	
2	5132.50	57.56	16.18	41.38	74.00	-16.44	135	174	Peak	Horizontal	
3	5179.00	117.36	75.79	41.57	68.20	49.16	135	174	Peak	Horizontal	
4	5391.00	55.54	13.19	42.35	74.00	-18.46	135	174	Peak	Horizontal	



TUV Rheinland Taiwan Ltd.
No. 438-18, Sec 2, Fenliao, Linkou Dist., New Taipei City 244, Taiwan(R.O.C.)
Tel: +886-2172-1000 Fax: +886-2172-1322



Peak	Freq (MHz)	Level (dBuV/m)	Read Level (dBuV)	Factor (dB/m)	Limit Line (dBuV/m)	Over Limit (dB)	APos (cm)	TPos (deg)	Remark	Pol/Phase	Note
1	4800.00	56.95	15.95	41.00	74.00	-17.05	139	177	Peak	Vertical	
2	5180.00	117.60	76.03	41.57	68.20	49.40	139	177	Peak	Vertical	
3	5367.00	54.67	12.66	42.01	74.00	-19.33	139	177	Peak	Vertical	

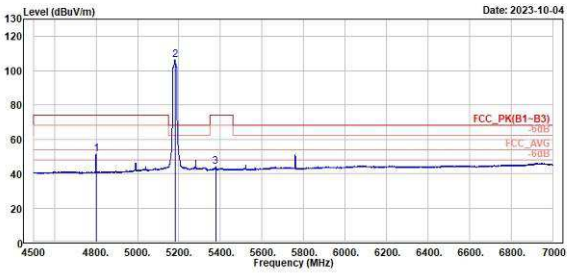
802.11ax HE20

CH 36 (Horizontal) Average

CH 36 (Vertical) Average



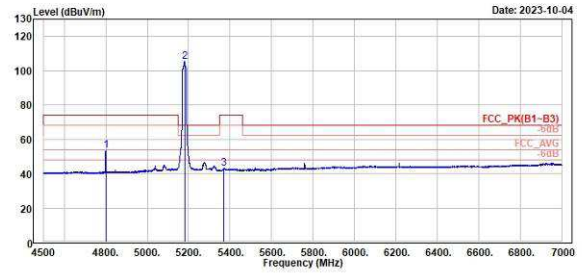
TUV Rheinland Taiwan Ltd.
No. 438-18, Sec 2, Fenliao, Linkou Dist., New Taipei City 244, Taiwan(R.O.C.)
Tel: +886-2172-1000 Fax: +886-2172-1322



Freq	Level	Read Level	Factor	Limit Line	Over Limit	APos	TPos	Remark	Pol/Phase	Note
MHz	dBuV/m	dBuV	dB/m	dBuV/m	dB	cm	deg			
1	4800.00	51.35	10.35	41.00	54.00	-2.65	135	174 Average	Horizontal	
2 *	5188.00	106.42	64.85	41.57	54.00	52.42	135	174 Average	Horizontal	
3	5376.00	43.94	1.81	42.13	54.00	-10.06	135	174 Average	Horizontal	



TUV Rheinland Taiwan Ltd.
No. 438-18, Sec 2, Fenliao, Linkou Dist., New Taipei City 244, Taiwan(R.O.C.)
Tel: +886-2172-1000 Fax: +886-2172-1322



Freq	Level	Read Level	Factor	Limit Line	Over Limit	APos	TPos	Remark	Pol/Phase	Note
MHz	dBuV/m	dBuV	dB/m	dBuV/m	dB	cm	deg			
1	4800.00	53.16	12.16	41.00	54.00	-0.84	139	177 Average	Vertical	
2 *	5188.00	105.51	63.94	41.57	54.00	53.51	139	177 Average	Vertical	
3	5376.00	43.05	1.80	42.05	54.00	-10.95	139	177 Average	Vertical	

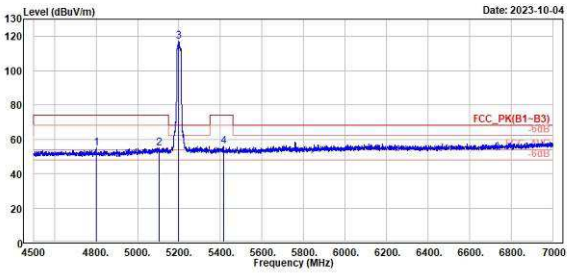
802.11ax HE20

CH 40 (Horizontal) Peak

CH 40 (Vertical) Peak



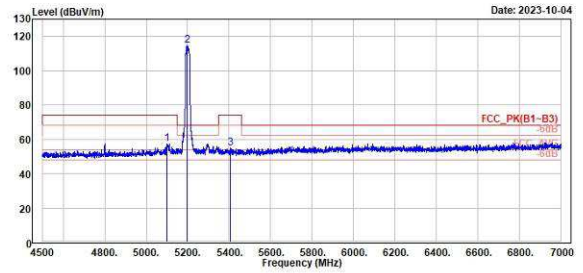
TÜV Rheinland Taiwan Ltd.
No. 438-18, Sec 2, Fenliao, Linkou Dist., New Taipei City 244, Taiwan(R.O.C.)
Tel: +886-2172-1000 Fax: +886-2172-1322



Peak	Freq (MHz)	Level (dBuV/m)	Read Level (dBuV)	Factor (dB/m)	Limit Line (dBuV/m)	Over Limit (dB)	APos (cm)	TPos (deg)	Remark	Pol/Phase	Note
1	4886.50	54.79	13.79	41.00	74.00	-19.21	142	177	Peak	Horizontal	
2	5192.50	55.11	13.80	41.31	74.00	-18.89	142	177	Peak	Horizontal	
3 *	5199.50	117.35	75.69	41.66	68.20	49.15	142	177	Peak	Horizontal	
4	5413.50	55.84	13.45	42.39	74.00	-18.16	142	177	Peak	Horizontal	



TÜV Rheinland Taiwan Ltd.
No. 438-18, Sec 2, Fenliao, Linkou Dist., New Taipei City 244, Taiwan(R.O.C.)
Tel: +886-2172-1000 Fax: +886-2172-1322



Peak	Freq (MHz)	Level (dBuV/m)	Read Level (dBuV)	Factor (dB/m)	Limit Line (dBuV/m)	Over Limit (dB)	APos (cm)	TPos (deg)	Remark	Pol/Phase	Note
1	5192.50	57.44	16.14	41.30	74.00	-16.56	129	181	Peak	Vertical	
2 *	5196.50	114.70	73.05	41.65	68.20	46.50	129	181	Peak	Vertical	
3	5407.50	54.72	12.29	42.43	74.00	-19.28	129	181	Peak	Vertical	

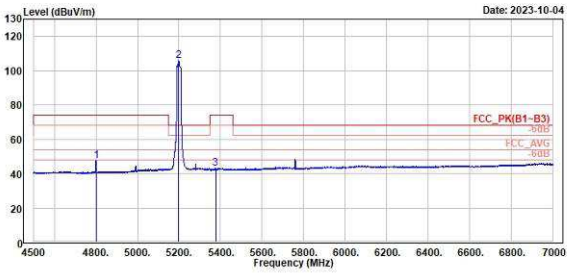
802.11ax HE20

CH 40 (Horizontal) Average

CH 40 (Vertical) Average



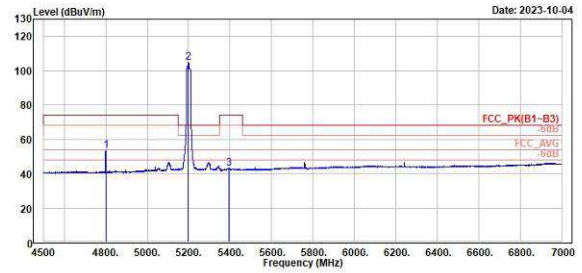
TUV Rheinland Taiwan Ltd.
No. 438-18, Sec 2, Fenliao, Linkou Dist., New Taipei City 244, Taiwan(R.O.C.)
Tel: +886-2172-1000 Fax: +886-2172-1322



1	2	3							
Freq	Level	Read	Limit	Over	APos	TPos	Remark	Pol/Phase	Note
MHz	dBuV/m	dBuV	dB/m	dBuV/m	dB	cm	deg		
4800.00	47.48	6.48	41.00	54.00	-6.52	142	177	Average	Horizontal
5199.59	105.76	64.11	41.65	54.00	51.76	142	177	Average	Horizontal
5376.00	43.24	1.11	42.13	54.00	-10.76	142	177	Average	Horizontal



TUV Rheinland Taiwan Ltd.
No. 438-18, Sec 2, Fenliao, Linkou Dist., New Taipei City 244, Taiwan(R.O.C.)
Tel: +886-2172-1000 Fax: +886-2172-1322



1	2	3							
Freq	Level	Read	Limit	Over	APos	TPos	Remark	Pol/Phase	Note
MHz	dBuV/m	dBuV	dB/m	dBuV/m	dB	cm	deg		
4800.00	53.22	12.22	41.00	54.00	-0.78	129	181	Average	Vertical
5199.59	104.60	62.94	41.66	54.00	50.60	129	181	Average	Vertical
5393.50	43.09	0.70	42.39	54.00	-10.91	129	181	Average	Vertical

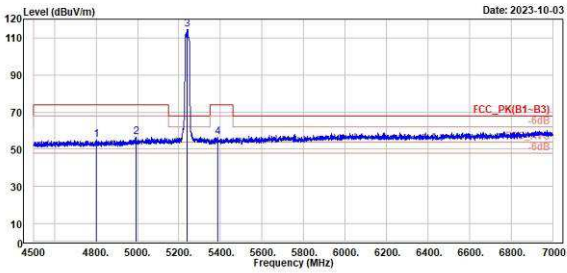
802.11ax HE20

CH 48 (Horizontal) Peak

CH 48 (Vertical) Peak



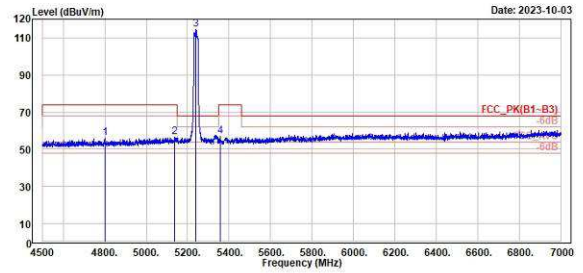
TUV Rheinland Taiwan Ltd.
No. 438-18, Sec 2, Penfiao, Linkou Dist., New Taipei City 244, Taiwan(R.O.C.)
Tel: +886-2172-1000 Fax: +886-2172-1322



Peak	Freq	Level	Read	Limit	Over	APos	TPos	Remark	Pol/Phase	Note
	MHz	dBuV/m	dBuV	dB/m	dBuV/m	dB	cm	deg		
1	4880.58	55.22	13.22	42.00	74.00	-18.78	147	177 Peak	Horizontal	
2	4992.00	56.65	14.21	42.44	74.00	-17.35	147	177 Peak	Horizontal	
3 *	5240.00	114.49	71.50	42.99	68.20	46.29	147	177 Peak	Horizontal	
4	5384.50	56.49	13.35	43.14	74.00	-17.51	147	177 Peak	Horizontal	



TUV Rheinland Taiwan Ltd.
No. 438-18, Sec 2, Penfiao, Linkou Dist., New Taipei City 244, Taiwan(R.O.C.)
Tel: +886-2172-1000 Fax: +886-2172-1322



Peak	Freq	Level	Read	Limit	Over	APos	TPos	Remark	Pol/Phase	Note
	MHz	dBuV/m	dBuV	dB/m	dBuV/m	dB	cm	deg		
1	4880.00	56.11	14.11	42.00	74.00	-17.89	137	180 Peak	Vertical	
2	5138.50	56.47	13.65	42.82	74.00	-17.53	137	180 Peak	Vertical	
3 *	5240.00	114.68	71.69	42.99	68.20	46.48	137	180 Peak	Vertical	
4	5356.00	57.18	14.19	42.99	74.00	-16.82	137	180 Peak	Vertical	

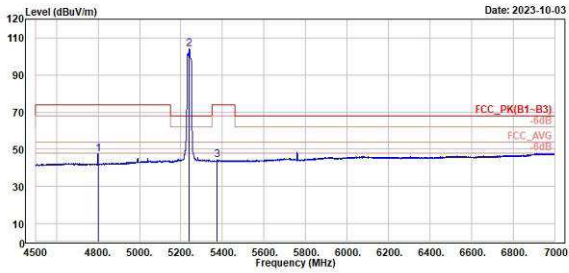
802.11ax HE20

CH 48 (Horizontal) Average

CH 48 (Vertical) Average



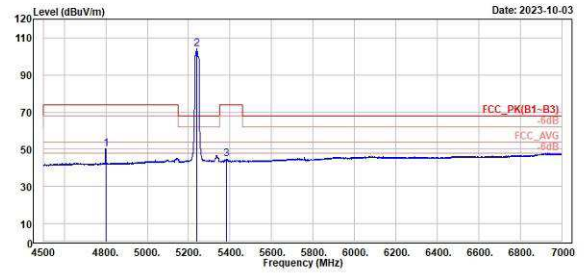
TUV Rheinland Taiwan Ltd.
No. 438-18, Sec 2, Fenliao, Linkou Dist., New Taipei City 244, Taiwan(R.O.C.)
Tel: +886-2172-1000 Fax: +886-2172-1322



1	2	3							
Freq	Level	Read	Limit	Over	APos	TPos	Remark	Pol/Phase	Note
MHz	dBuV/m	dBuV	dB/m	dBuV/m	dB	cm	deg		
4800.00	47.52	5.52	42.00	54.00	-6.48	147	177	Average	Horizontal
5248.00	104.17	61.18	42.00	54.00	50.17	147	177	Average	Horizontal
5375.50	44.33	1.24	43.09	54.00	-9.67	147	177	Average	Horizontal



TUV Rheinland Taiwan Ltd.
No. 438-18, Sec 2, Fenliao, Linkou Dist., New Taipei City 244, Taiwan(R.O.C.)
Tel: +886-2172-1000 Fax: +886-2172-1322



1	2	3							
Freq	Level	Read	Limit	Over	APos	TPos	Remark	Pol/Phase	Note
MHz	dBuV/m	dBuV	dB/m	dBuV/m	dB	cm	deg		
4800.00	50.33	8.33	42.00	54.00	-3.67	137	180	Average	Vertical
5248.00	104.04	61.05	42.00	54.00	50.04	137	180	Average	Vertical
5382.50	44.74	1.61	43.13	54.00	-9.26	137	180	Average	Vertical

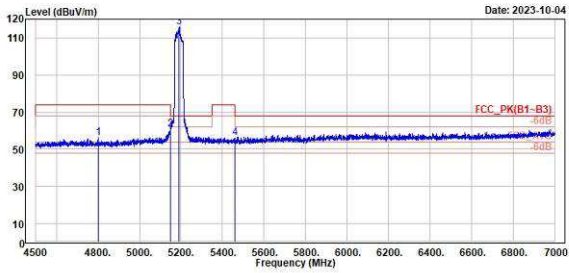
802.11ax HE40

CH 38 (Horizontal) Peak

CH 38 (Vertical) Peak



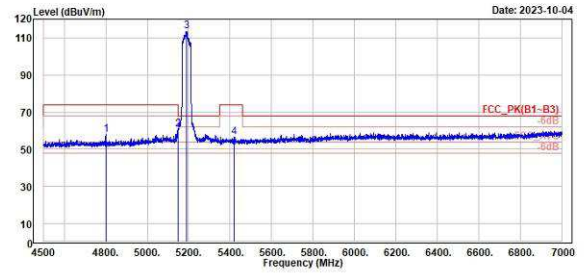
TUV Rheinland Taiwan Ltd.
No. 438-18, Sec 2, Fenliao, Linkou Dist., New Taipei City 244, Taiwan(R.O.C.)
Tel: +886-2172-1000 Fax: +886-2172-1322



Peak	Freq (MHz)	Level (dBuV/m)	Read Level (dBuV)	Factor (dB/m)	Limit Line (dBuV/m)	Over Limit (dB)	APos (cm)	TPos (deg)	Remark	Pol/Phase	Note
1	4898.00	55.94	13.94	42.00	74.00	-18.06	147	177	Peak	Horizontal	
2	5149.50	69.54	17.64	42.90	74.00	-13.46	147	177	Peak	Horizontal	
3 *	5198.00	115.75	72.74	43.01	68.20	47.55	147	177	Peak	Horizontal	
4	5458.00	56.20	12.94	43.26	74.00	-17.80	147	177	Peak	Horizontal	



TUV Rheinland Taiwan Ltd.
No. 438-18, Sec 2, Fenliao, Linkou Dist., New Taipei City 244, Taiwan(R.O.C.)
Tel: +886-2172-1000 Fax: +886-2172-1322



Peak	Freq (MHz)	Level (dBuV/m)	Read Level (dBuV)	Factor (dB/m)	Limit Line (dBuV/m)	Over Limit (dB)	APos (cm)	TPos (deg)	Remark	Pol/Phase	Note
1	4898.00	57.85	15.85	42.00	74.00	-16.15	143	183	Peak	Vertical	
2	5150.00	69.53	17.63	42.90	68.20	-7.67	143	183	Peak	Vertical	
3 *	5198.00	113.42	70.41	43.01	68.20	45.22	143	183	Peak	Vertical	
4	5420.50	56.46	13.23	43.23	74.00	-17.54	143	183	Peak	Vertical	

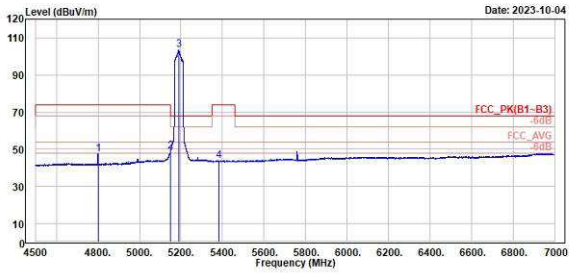
802.11ax HE40

CH 38 (Horizontal) Average

CH 38 (Vertical) Average



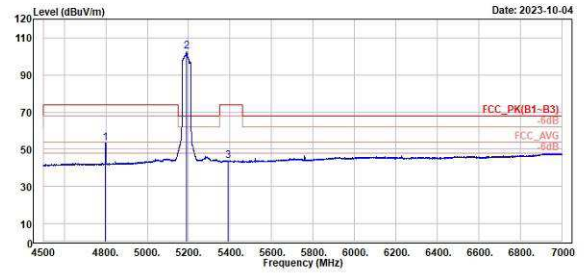
TUV Rheinland Taiwan Ltd.
No. 438-18, Sec 2, Fenliao, Linkou Dist., New Taipei City 244, Taiwan(R.O.C.)
Tel: +886-2172-1000 Fax: +886-2172-1322



Read	Limit	Over	APos	TPos	Remark	Pol/Phase	Note				
Level	Line	Limit									
Factor											
dBuV	dB/m	dBuV/m	dB	cm	deg						
1	4886.00	47.52	5.52	42.00	54.00	-6.48	147	177	Average	Horizontal	
2	5198.00	49.02	6.12	42.90	54.00	-4.98	147	177	Average	Horizontal	
3	5198.00	103.41	60.48	43.01	54.00	49.41	147	177	Average	Horizontal	
4	5384.00	43.90	0.76	43.14	54.00	-10.10	147	177	Average	Horizontal	



TUV Rheinland Taiwan Ltd.
No. 438-18, Sec 2, Fenliao, Linkou Dist., New Taipei City 244, Taiwan(R.O.C.)
Tel: +886-2172-1000 Fax: +886-2172-1322



Read	Limit	Over	APos	TPos	Remark	Pol/Phase	Note			
Level	Line	Limit								
Factor										
dBuV	dB/m	dBuV/m	dB	cm	deg					
1	4799.50	53.50	11.50	42.00	54.00	-0.50	143	183	Average	Vertical
2	5198.00	102.57	50.56	43.01	54.00	48.57	143	183	Average	Vertical
3	5391.00	43.89	0.73	43.16	54.00	-10.11	143	183	Average	Vertical

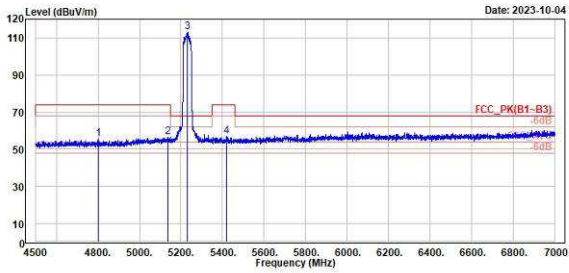
802.11ax HE40

CH 46 (Horizontal) Peak

CH 46 (Vertical) Peak



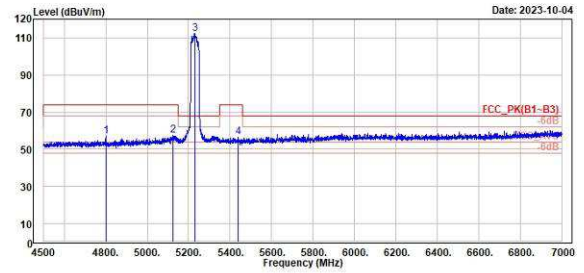
TUV Rheinland Taiwan Ltd.
No. 438-18, Sec 2, Fenliao, Linkou Dist., New Taipei City 244, Taiwan(R.O.C.)
Tel: +886-2172-1000 Fax: +886-2172-1322



Peak	Freq (MHz)	Level (dBuV/m)	Read Level (dBuV)	Factor (dB/m)	Limit Line (dBuV/m)	Over Limit (dB)	APos (cm)	TPos (deg)	Remark	Pol/Phase	Note
1	4800.00	55.78	13.78	42.00	74.00	-18.22	144	178	Peak	Horizontal	
2	5135.50	56.77	13.97	42.80	74.00	-17.23	144	178	Peak	Horizontal	
3 *	5238.00	113.35	70.34	43.01	68.20	45.15	144	178	Peak	Horizontal	
4	5418.00	57.19	13.96	43.23	74.00	-16.81	144	178	Peak	Horizontal	



TUV Rheinland Taiwan Ltd.
No. 438-18, Sec 2, Fenliao, Linkou Dist., New Taipei City 244, Taiwan(R.O.C.)
Tel: +886-2172-1000 Fax: +886-2172-1322



Peak	Freq (MHz)	Level (dBuV/m)	Read Level (dBuV)	Factor (dB/m)	Limit Line (dBuV/m)	Over Limit (dB)	APos (cm)	TPos (deg)	Remark	Pol/Phase	Note
1	4800.00	57.13	15.13	42.00	74.00	-16.87	139	182	Peak	Vertical	
2	5126.50	57.51	14.77	42.74	74.00	-16.49	139	182	Peak	Vertical	
3 *	5238.00	112.22	69.21	43.01	68.20	44.02	139	182	Peak	Vertical	
4	5441.00	56.49	13.25	43.24	74.00	-17.51	139	182	Peak	Vertical	

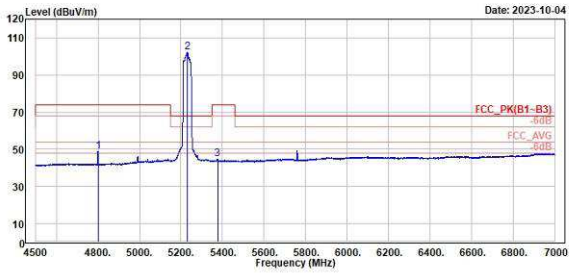
802.11ax HE40

CH 46 (Horizontal) Average

CH 46 (Vertical) Average



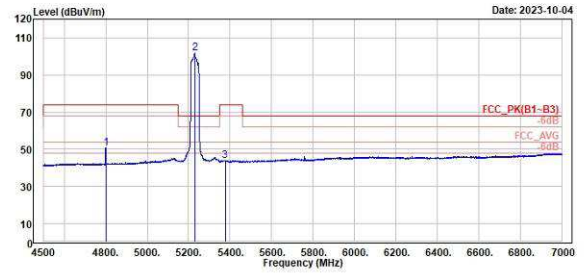
TUV Rheinland Taiwan Ltd.
No. 438-18, Sec 2, Fenliao, Linkou Dist., New Taipei City 244, Taiwan(R.O.C.)
Tel: +886-2172-1000 Fax: +886-2172-1322



1	2	3	Read Level	Level Factor	Limit Line	Over Limit	APos	TPos	Remark	Pol/Phase	Note
1	2	3	MHz	dBuV/m	dBuV	dB/m	dBuV/m	dB	cm	deg	
1	1	1	4800.00	48.99	6.99	42.00	54.00	-5.01	144	178	Average Horizontal
2	*	*	5238.00	102.34	59.33	43.01	54.00	48.34	144	178	Average Horizontal
3	1	1	5376.00	44.89	1.80	43.09	54.00	-9.11	144	178	Average Horizontal



TUV Rheinland Taiwan Ltd.
No. 438-18, Sec 2, Fenliao, Linkou Dist., New Taipei City 244, Taiwan(R.O.C.)
Tel: +886-2172-1000 Fax: +886-2172-1322



1	2	3	Read Level	Level Factor	Limit Line	Over Limit	APos	TPos	Remark	Pol/Phase	Note
1	2	3	MHz	dBuV/m	dBuV	dB/m	dBuV/m	dB	cm	deg	
1	1	1	4800.00	50.80	8.80	42.00	54.00	-3.20	139	182	Average Vertical
2	*	*	5238.00	101.68	58.67	43.01	54.00	47.68	139	182	Average Vertical
3	1	1	5376.00	43.97	0.88	43.09	54.00	-10.03	139	182	Average Vertical

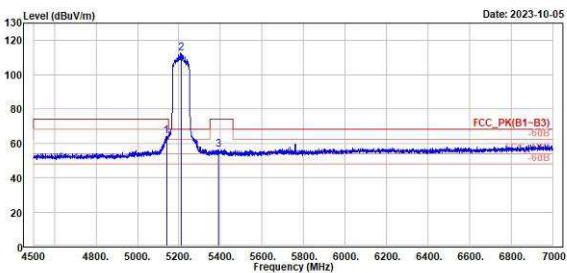
802.11ax HE80

CH 42 (Horizontal) Peak

CH 42 (Vertical) Peak



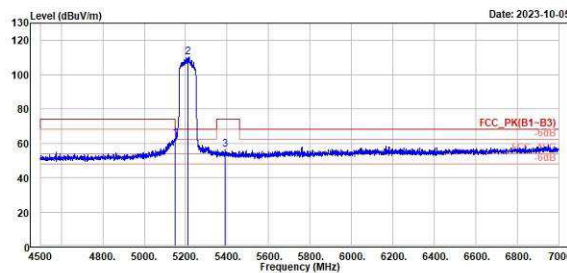
TUV Rheinland Taiwan Ltd.
No. 438-18, Sec 2, Fenliao, Linkou Dist., New Taipei City 244, Taiwan(R.O.C.)
Tel: +886-2172-1000 Fax: +886-2172-1322



Peak	Freq	Level	Read Level	Factor	Limit Line	Over Limit	APos	TPos	Remark	Pol/Phase	Note
	MHz	dBuV/m	dBuV	dB/m	dBuV/m	dB	cm	deg			
1	5139.00	64.50	23.09	41.41	74.00	-9.50	142	175	Peak	Horizontal	
2 *	5218.00	112.47	70.82	41.65	69.29	44.27	142	175	Peak	Horizontal	
3	5388.50	56.26	13.94	42.32	74.00	-17.74	142	175	Peak	Horizontal	



TUV Rheinland Taiwan Ltd.
No. 438-18, Sec 2, Fenliao, Linkou Dist., New Taipei City 244, Taiwan(R.O.C.)
Tel: +886-2172-1000 Fax: +886-2172-1322



Peak	Freq	Level	Read Level	Factor	Limit Line	Over Limit	APos	TPos	Remark	Pol/Phase	Note
	MHz	dBuV/m	dBuV	dB/m	dBuV/m	dB	cm	deg			
1	5148.00	62.84	21.41	41.43	74.00	-11.16	138	176	Peak	Vertical	
2 *	5218.00	110.43	69.78	41.65	69.29	42.23	138	176	Peak	Vertical	
3	5391.50	56.52	14.16	42.36	74.00	-17.48	138	176	Peak	Vertical	

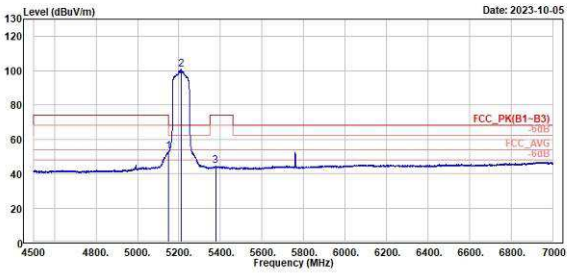
802.11ax HE80

CH 42 (Horizontal) Average

CH 42 (Vertical) Average



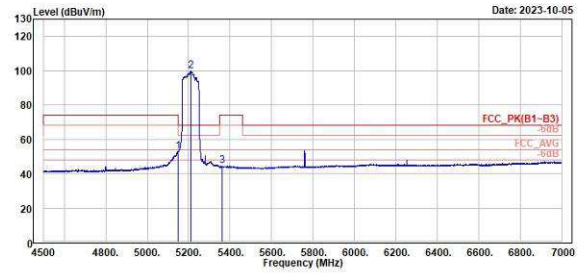
TUV Rheinland Taiwan Ltd.
No. 438-18, Sec 2, Fenliao, Linkou Dist., New Taipei City 244, Taiwan(R.O.C.)
Tel: +886-2172-1000 Fax: +886-2172-1322



Peak	Freq	Level	Read Level	Factor	Limit Line	Over Limit	APos	TPos	Remark	Pol/Phase	Note
	MHz	dBuV/m	dBuV	dB/m	dBuV/m	dB	cm	deg			
1	5149.58	52.79	11.36	41.43	54.00	-1.21	142	175	Average	Horizontal	
2	5218.00	101.01	59.36	41.65	54.00	47.01	142	175	Average	Horizontal	
3	5376.00	44.38	2.25	42.13	54.00	-9.62	142	175	Average	Horizontal	



TUV Rheinland Taiwan Ltd.
No. 438-18, Sec 2, Fenliao, Linkou Dist., New Taipei City 244, Taiwan(R.O.C.)
Tel: +886-2172-1000 Fax: +886-2172-1322



Peak	Freq	Level	Read Level	Factor	Limit Line	Over Limit	APos	TPos	Remark	Pol/Phase	Note
	MHz	dBuV/m	dBuV	dB/m	dBuV/m	dB	cm	deg			
1	5149.00	53.06	11.63	41.43	54.00	-0.94	138	176	Average	Vertical	
2	5218.00	99.66	58.01	41.65	54.00	45.66	138	176	Average	Vertical	
3	5362.50	44.41	2.48	41.93	54.00	-9.59	138	176	Average	Vertical	

Band Edges, 5.35GHz
U-NII-2A

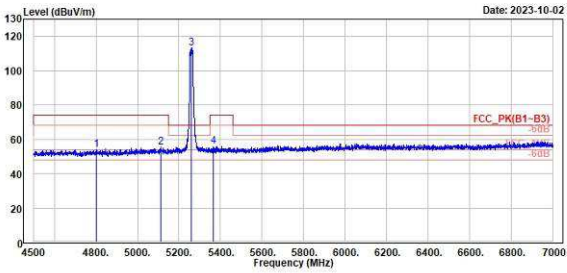
802.11a

CH 52 (Horizontal) Peak

CH 52 (Vertical) Peak



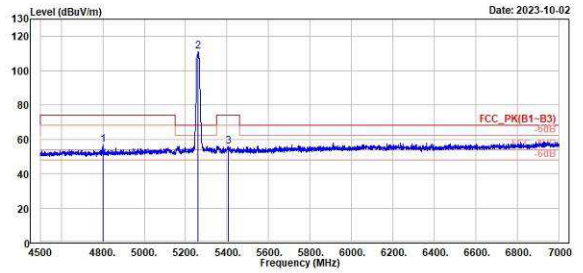
TUV Rheinland Taiwan Ltd.
No. 438-18, Sec 2, Fenliao, Linkou Dist., New Taipei City 244, Taiwan(R.O.C.)
Tel: +886-2172-1000 Fax: +886-2172-1322



Peak	Freq (MHz)	Level (dBuV/m)	Read Level (dBuV)	Factor (dB/m)	Limit Line (dBuV/m)	Over Limit (dB)	APos (cm)	TPos (deg)	Remark	Pol/Phase	Note
1	4880.58	53.74	12.74	41.00	74.00	-20.26	135	176	Peak	Horizontal	
2	5111.00	55.26	13.93	41.33	74.00	-18.74	135	176	Peak	Horizontal	
3 *	5268.00	113.15	71.47	41.68	68.20	44.95	135	176	Peak	Horizontal	
4	5364.00	56.03	14.06	41.97	74.00	-17.97	135	176	Peak	Horizontal	



TUV Rheinland Taiwan Ltd.
No. 438-18, Sec 2, Fenliao, Linkou Dist., New Taipei City 244, Taiwan(R.O.C.)
Tel: +886-2172-1000 Fax: +886-2172-1322



Peak	Freq (MHz)	Level (dBuV/m)	Read Level (dBuV)	Factor (dB/m)	Limit Line (dBuV/m)	Over Limit (dB)	APos (cm)	TPos (deg)	Remark	Pol/Phase	Note
1	4880.00	56.93	15.93	41.00	74.00	-17.07	141	177	Peak	Vertical	
2 *	5268.00	111.11	69.43	41.68	68.20	42.91	141	177	Peak	Vertical	
3	5407.00	55.96	13.53	42.43	74.00	-18.04	141	177	Peak	Vertical	

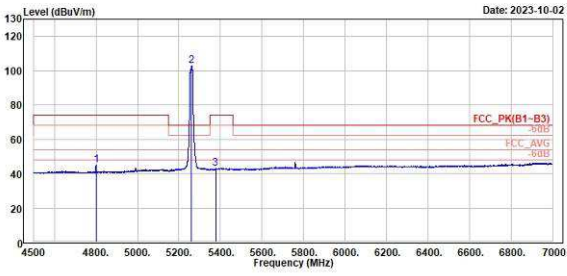
802.11a

CH 52 (Horizontal) Average

CH 52 (Vertical) Average



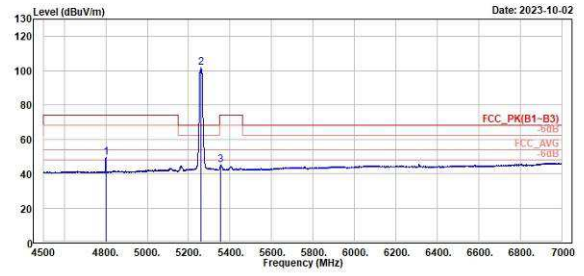
TUV Rheinland Taiwan Ltd.
No. 438-18, Sec 2, Fenliao, Linkou Dist., New Taipei City 244, Taiwan(R.O.C.)
Tel: +886-2172-1000 Fax: +886-2172-1322



Read	Limit	Over	APos	TPos	Remark	Pol/Phase	Note				
Freq	Level	Level	Factor	Line	Limit						
MHz	dBuV/m	dBuV	dB/m	dBuV/m	dB	cm	deg				
1	4800.00	44.88	3.88	41.00	54.00	-9.12	135	176	Average	Horizontal	
2	5355.50	101.95	61.39	41.68	54.00	48.08	135	176	Average	Horizontal	
3	5376.00	43.24	1.11	42.13	54.00	-10.76	135	176	Average	Horizontal	



TUV Rheinland Taiwan Ltd.
No. 438-18, Sec 2, Fenliao, Linkou Dist., New Taipei City 244, Taiwan(R.O.C.)
Tel: +886-2172-1000 Fax: +886-2172-1322



Read	Limit	Over	APos	TPos	Remark	Pol/Phase	Note				
Freq	Level	Level	Factor	Line	Limit						
MHz	dBuV/m	dBuV	dB/m	dBuV/m	dB	cm	deg				
1	4800.00	44.88	3.88	41.00	54.00	-9.12	135	176	Average	Horizontal	
2	5355.50	101.95	61.39	41.68	54.00	48.08	135	176	Average	Vertical	
3	5376.00	43.24	1.11	42.13	54.00	-10.76	135	176	Average	Vertical	

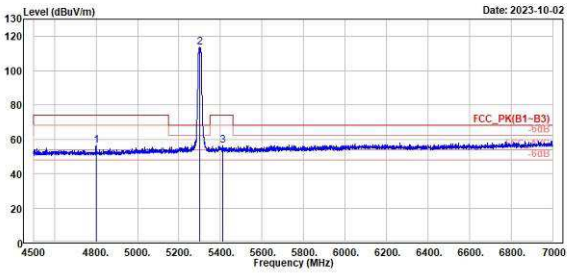
802.11a

CH 60 (Horizontal) Peak

CH 60 (Vertical) Peak



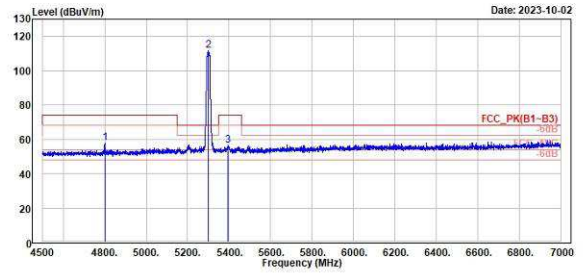
TUV Rheinland Taiwan Ltd.
No. 438-18, Sec 2, Fenliao, Linkou Dist., New Taipei City 244, Taiwan(R.O.C.)
Tel: +886-2172-1000 Fax: +886-2172-1322



Peak	Freq (MHz)	Level (dBuV/m)	Read Level (dBuV)	Factor (dB/m)	Limit Line (dBuV/m)	Over Limit (dB)	APos (cm)	TPos (deg)	Remark	Pol/Phase	Note
1	4800.00	56.19	15.19	41.00	74.00	-17.81	133	182	Peak	Horizontal	
2	5390.00	113.72	71.69	42.03	69.29	45.52	133	182	Peak	Horizontal	
3	5409.00	56.43	14.81	42.42	74.00	-17.57	133	182	Peak	Horizontal	



TUV Rheinland Taiwan Ltd.
No. 438-18, Sec 2, Fenliao, Linkou Dist., New Taipei City 244, Taiwan(R.O.C.)
Tel: +886-2172-1000 Fax: +886-2172-1322



Peak	Freq (MHz)	Level (dBuV/m)	Read Level (dBuV)	Factor (dB/m)	Limit Line (dBuV/m)	Over Limit (dB)	APos (cm)	TPos (deg)	Remark	Pol/Phase	Note
1	4800.00	58.04	17.04	41.00	74.00	-15.96	138	180	Peak	Vertical	
2	5390.00	111.62	69.59	42.03	69.29	43.42	138	180	Peak	Vertical	
3	5393.50	56.51	14.12	42.39	74.00	-17.49	138	180	Peak	Vertical	

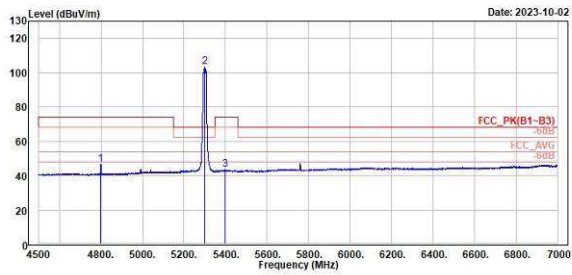
802.11a

CH 60 (Horizontal) Average

CH 60 (Vertical) Average



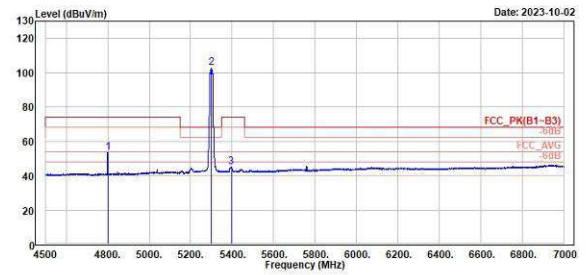
TUV Rheinland Taiwan Ltd.
No. 438-18, Sec 2, Fenliao, Linkou Dist., New Taipei City 244, Taiwan(R.O.C.)
Tel: +886-2172-1000 Fax: +886-2172-1322



1	2	3							
Freq	Level	Read	Limit	Over	APos	TPos	Remark	Pol/Phase	Note
MHz	dBuV/m	dBuV	dB/m	dBuV/m	dB	cm	deg		
4799.50	46.28	5.28	41.00	54.00	-7.72	133	182	Average	Horizontal
5396.00	103.34	61.31	42.03	54.00	49.34	133	182	Average	Horizontal
5397.50	43.45	0.99	42.46	54.00	-10.55	133	182	Average	Horizontal



TUV Rheinland Taiwan Ltd.
No. 438-18, Sec 2, Fenliao, Linkou Dist., New Taipei City 244, Taiwan(R.O.C.)
Tel: +886-2172-1000 Fax: +886-2172-1322



1	2	3							
Freq	Level	Read	Limit	Over	APos	TPos	Remark	Pol/Phase	Note
MHz	dBuV/m	dBuV	dB/m	dBuV/m	dB	cm	deg		
4800.00	53.23	12.23	41.00	54.00	-0.77	138	180	Average	Vertical
5396.00	102.69	60.66	42.03	54.00	48.69	138	180	Average	Vertical
5396.50	45.11	2.67	42.44	54.00	-8.89	138	180	Average	Vertical

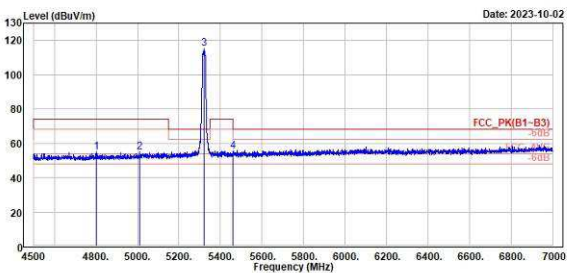
802.11a

CH 64 (Horizontal) Peak

CH 64 (Vertical) Peak



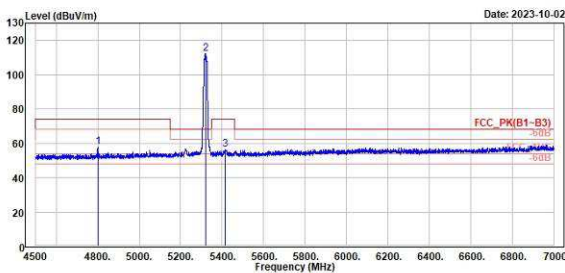
TUV Rheinland Taiwan Ltd.
No. 438-18, Sec 2, Fenliao, Linkou Dist., New Taipei City 244, Taiwan(R.O.C.)
Tel: +886-2172-1000 Fax: +886-2172-1322



	Read	Limit	Over	APos	TPos	Remark	Pol/Phase	Note
1	2	3	4	5	6	7	8	9
Freq	Level	Level	Factor	Line	Limit			
MHz	dBuV/m	dBuV	dB/m	dBuV/m	dB	cm	deg	
1	4880.00	54.89	13.89	41.00	74.00	-19.11	142	178 Peak Horizontal
2	5011.50	54.97	13.80	41.17	74.00	-19.03	142	178 Peak Horizontal
3	5328.00	115.29	73.37	41.92	68.20	47.09	142	178 Peak Horizontal
4	5458.50	55.60	13.45	42.15	74.00	-18.40	142	178 Peak Horizontal



TUV Rheinland Taiwan Ltd.
No. 438-18, Sec 2, Fenliao, Linkou Dist., New Taipei City 244, Taiwan(R.O.C.)
Tel: +886-2172-1000 Fax: +886-2172-1322



	Read	Limit	Over	APos	TPos	Remark	Pol/Phase	Note
1	2	3	4	5	6	7	8	9
Freq	Level	Level	Factor	Line	Limit			
MHz	dBuV/m	dBuV	dB/m	dBuV/m	dB	cm	deg	
1	4880.00	57.91	16.91	41.00	74.00	-16.09	137	182 Peak Vertical
2	5328.00	112.31	70.39	41.92	68.20	44.11	137	182 Peak Vertical
3	5416.00	56.23	13.86	42.37	74.00	-17.77	137	182 Peak Vertical

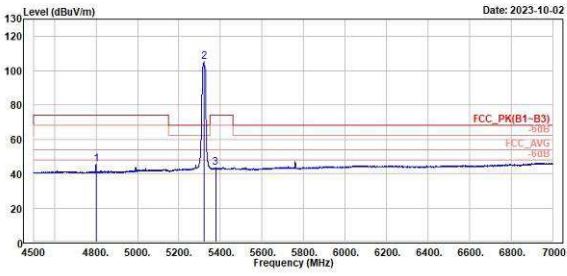
802.11a

CH 64 (Horizontal) Average

CH 64 (Vertical) Average



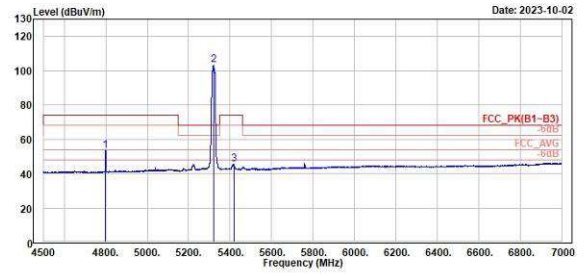
TUV Rheinland Taiwan Ltd.
No. 438-18, Sec 2, Fenliao, Linkou Dist., New Taipei City 244, Taiwan(R.O.C.)
Tel: +886-2172-1000 Fax: +886-2172-1322



Read	Limit	Over	APos	TPos	Remark	Pol/Phase	Note
Level	Line	Limit					
Factor							
dBuV	dB/m	dBuV/m	cm	deg			
43.55	42.13	54.00	-10.45	142	178	Average	Horizontal
45.26	41.00	54.00	-8.74	142	178	Average	Horizontal
105.15	41.92	54.00	51.15	142	178	Average	Horizontal



TUV Rheinland Taiwan Ltd.
No. 438-18, Sec 2, Fenliao, Linkou Dist., New Taipei City 244, Taiwan(R.O.C.)
Tel: +886-2172-1000 Fax: +886-2172-1322



Read	Limit	Over	APos	TPos	Remark	Pol/Phase	Note
Level	Line	Limit					
Factor							
dBuV	dB/m	dBuV/m	dB	cm	deg		
45.39	42.36	54.00	-8.61	137	182	Average	Vertical
53.32	41.00	54.00	-0.68	137	182	Average	Vertical
103.00	41.00	54.00	49.00	137	182	Average	Vertical

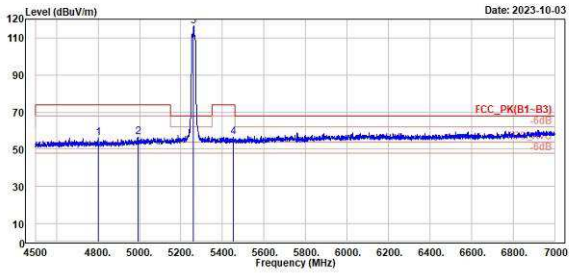
802.11ax HE20

CH 52 (Horizontal) Peak

CH 52 (Vertical) Peak



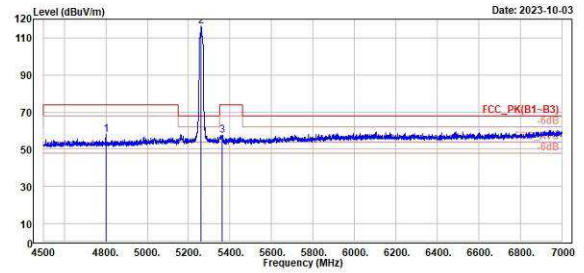
TUV Rheinland Taiwan Ltd.
No. 438-18, Sec 2, Fenliao, Linkou Dist., New Taipei City 244, Taiwan(R.O.C.)
Tel: +886-2172-1000 Fax: +886-2172-1322



Peak	Freq	Level	Read	Limit	Over	APos	TPos	Remark	Pol/Phase	Note
	MHz	dBuV/m	dBuV	dB/m	dBuV/m	dB	cm	deg		
1	4880.00	55.99	13.90	42.00	74.00	-18.10	136	175 Peak	Horizontal	
2	4992.50	56.41	13.96	42.45	74.00	-17.59	136	175 Peak	Horizontal	
3 *	5268.00	116.39	73.42	42.97	68.20	48.19	136	175 Peak	Horizontal	
4	5452.50	56.72	13.47	43.25	74.00	-17.28	136	175 Peak	Horizontal	



TUV Rheinland Taiwan Ltd.
No. 438-18, Sec 2, Fenliao, Linkou Dist., New Taipei City 244, Taiwan(R.O.C.)
Tel: +886-2172-1000 Fax: +886-2172-1322



Peak	Freq	Level	Read	Limit	Over	APos	TPos	Remark	Pol/Phase	Note
	MHz	dBuV/m	dBuV	dB/m	dBuV/m	dB	cm	deg		
1	4880.00	59.05	16.05	42.00	74.00	-15.95	138	179 Peak	Vertical	
2 *	5268.00	116.17	73.20	42.07	68.20	47.97	138	179 Peak	Vertical	
3	5361.00	57.59	14.57	43.02	74.00	-16.41	138	179 Peak	Vertical	

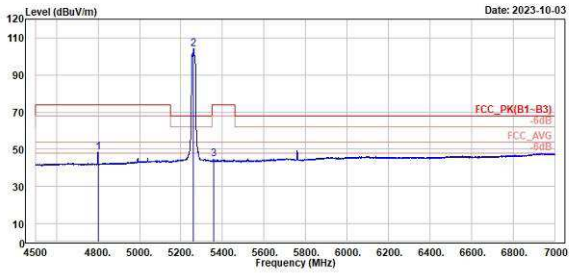
802.11ax HE20

CH 52 (Horizontal) Average

CH 52 (Vertical) Average



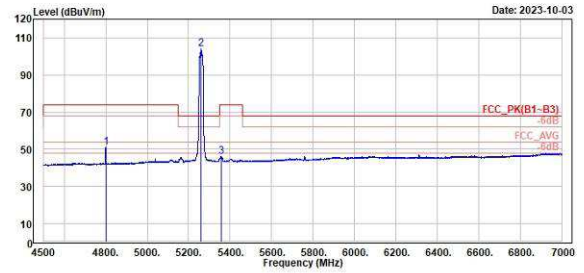
TUV Rheinland Taiwan Ltd.
No. 438-18, Sec 2, Fenliao, Linkou Dist., New Taipei City 244, Taiwan(R.O.C.)
Tel: +886-2172-1000 Fax: +886-2172-1322



Freq	Level	Read Level	Factor	Limit Line	Over Limit	APos	TPos	Remark	Pol/Phase	Note
MHz	dBuV/m	dBuV	dB/m	dBuV/m	dB	cm	deg			
1	4800.00	48.23	6.23	42.00	54.00	-5.77	136	175 Average	Horizontal	
2	5356.00	104.16	61.19	42.97	54.00	58.16	136	175 Average	Horizontal	
3	5356.00	44.52	1.53	42.99	54.00	-9.48	136	175 Average	Horizontal	



TUV Rheinland Taiwan Ltd.
No. 438-18, Sec 2, Fenliao, Linkou Dist., New Taipei City 244, Taiwan(R.O.C.)
Tel: +886-2172-1000 Fax: +886-2172-1322



Freq	Level	Read Level	Factor	Limit Line	Over Limit	APos	TPos	Remark	Pol/Phase	Note
MHz	dBuV/m	dBuV	dB/m	dBuV/m	dB	cm	deg			
1	4800.00	50.89	8.89	42.00	54.00	-3.11	138	179 Average	Vertical	
2	5356.00	103.65	60.88	42.07	54.00	49.85	138	179 Average	Vertical	
3	5356.50	46.31	3.31	43.00	54.00	-7.69	138	179 Average	Vertical	

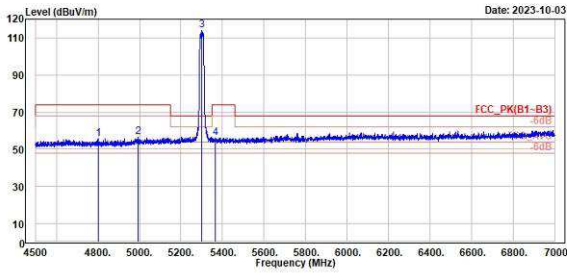
802.11ax HE20

CH 60 (Horizontal) Peak

CH 60 (Vertical) Peak



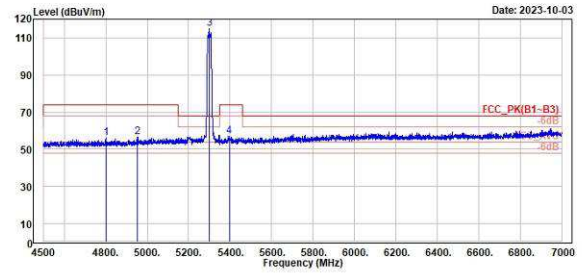
TUV Rheinland Taiwan Ltd.
No. 438-18, Sec 2, Fenliiao, Linkou Dist., New Taipei City 244, Taiwan(R.O.C.)
Tel: +886-2172-1000 Fax: +886-2172-1322



Peak	Freq	Level	Read	Limit	Over	APos	TPos	Remark	Pol/Phase	Note
	MHz	dBuV/m	dBuV	dB/m	dBuV/m	dB	cm	deg		
1	4800.00	55.62	13.62	42.00	74.00	-18.38	135	177 Peak	Horizontal	
2	4954.50	56.51	14.07	42.44	74.00	-17.49	135	177 Peak	Horizontal	
3 *	5300.00	114.20	71.28	42.92	68.20	46.00	135	177 Peak	Horizontal	
4	5396.50	56.32	13.27	43.05	74.00	-17.68	135	177 Peak	Horizontal	



TUV Rheinland Taiwan Ltd.
No. 438-18, Sec 2, Fenliiao, Linkou Dist., New Taipei City 244, Taiwan(R.O.C.)
Tel: +886-2172-1000 Fax: +886-2172-1322



Peak	Freq	Level	Read	Limit	Over	APos	TPos	Remark	Pol/Phase	Note
	MHz	dBuV/m	dBuV	dB/m	dBuV/m	dB	cm	deg		
1	4800.00	56.10	14.10	42.00	74.00	-17.90	135	182 Peak	Vertical	
2	4954.50	56.59	14.25	42.34	74.00	-17.41	135	182 Peak	Vertical	
3 *	5300.00	115.07	72.15	42.92	68.20	46.87	135	182 Peak	Vertical	
4	5396.50	57.00	13.80	43.20	74.00	-17.00	135	182 Peak	Vertical	

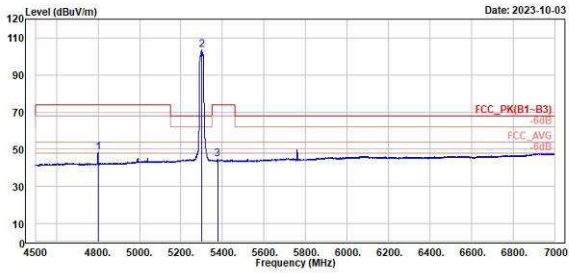
802.11ax HE20

CH 60 (Horizontal) Average

CH 60 (Vertical) Average



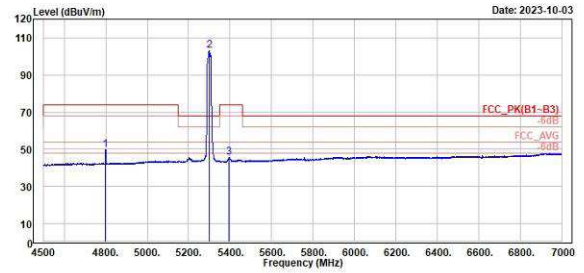
TUV Rheinland Taiwan Ltd.
No. 438-18, Sec 2, Fenliao, Linkou Dist., New Taipei City 244, Taiwan(R.O.C.)
Tel: +886-2172-1000 Fax: +886-2172-1322



Read	Limit	Over	APos	TPos	Remark	Pol/Phase	Note
Level	Line	Limit					
Factor							
dBuV	dB/m	dBuV/m	dB	cm	deg		
1 4886.00	48.50	6.50	42.00	54.00	-5.50	135	177 Average Horizontal
2 * 5300.00	103.59	60.67	42.92	54.00	49.59	135	177 Average Horizontal
3 5376.00	44.60	1.51	43.09	54.00	-9.40	135	177 Average Horizontal



TUV Rheinland Taiwan Ltd.
No. 438-18, Sec 2, Fenliao, Linkou Dist., New Taipei City 244, Taiwan(R.O.C.)
Tel: +886-2172-1000 Fax: +886-2172-1322



Read	Limit	Over	APos	TPos	Remark	Pol/Phase	Note
Level	Line	Limit					
Factor							
dBuV	dB/m	dBuV/m	dB	cm	deg		
1 4799.50	49.71	7.71	42.00	54.00	-4.29	135	182 Average Vertical
2 * 5300.00	103.02	60.10	42.92	54.00	49.02	135	182 Average Vertical
3 5395.50	45.59	2.40	43.19	54.00	-8.41	135	182 Average Vertical

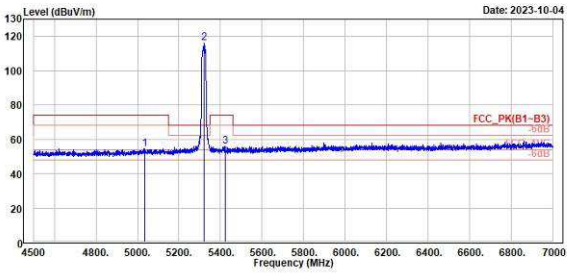
802.11ax HE20

CH 64 (Horizontal) Peak

CH 64 (Vertical) Peak



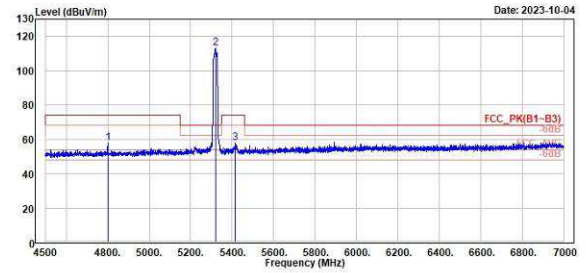
TUV Rheinland Taiwan Ltd.
No. 438-18, Sec 2, Fenliao, Linkou Dist., New Taipei City 244, Taiwan(R.O.C.)
Tel: +886-2172-1000 Fax: +886-2172-1322



Peak	Freq (MHz)	Level (dBuV/m)	Read Level (dBuV)	Factor (dB/m)	Limit Line (dBuV/m)	Over Limit (dB)	APos (cm)	TPos (deg)	Remark	Pol/Phase	Note
1	5035.50	54.37	13.14	41.23	74.00	-19.63	134	177	Peak	Horizontal	
2	5330.00	115.24	74.32	41.92	69.29	46.04	134	177	Peak	Horizontal	
3	5422.50	55.72	13.40	42.32	74.00	-18.28	134	177	Peak	Horizontal	



TUV Rheinland Taiwan Ltd.
No. 438-18, Sec 2, Fenliao, Linkou Dist., New Taipei City 244, Taiwan(R.O.C.)
Tel: +886-2172-1000 Fax: +886-2172-1322



Peak	Freq (MHz)	Level (dBuV/m)	Read Level (dBuV)	Factor (dB/m)	Limit Line (dBuV/m)	Over Limit (dB)	APos (cm)	TPos (deg)	Remark	Pol/Phase	Note
1	4800.00	57.78	16.78	41.00	74.00	-16.22	136	183	Peak	Vertical	
2	5330.00	113.40	71.40	41.92	69.29	45.29	136	183	Peak	Vertical	
3	5414.50	57.98	15.60	42.38	74.00	-16.02	136	183	Peak	Vertical	

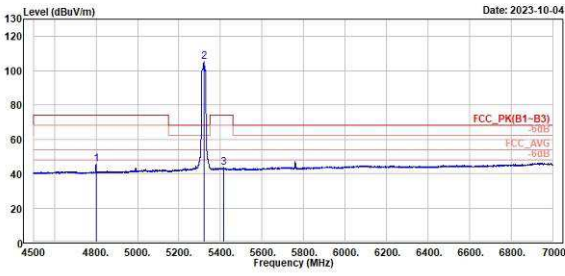
802.11ax HE20

CH 64 (Horizontal) Average

CH 64 (Vertical) Average



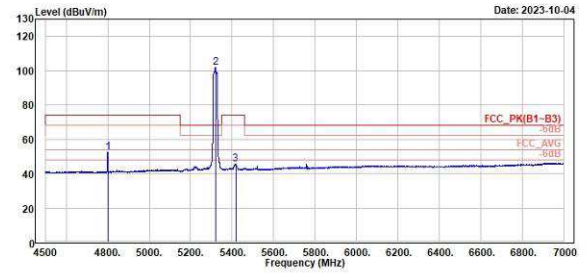
TUV Rheinland Taiwan Ltd.
No. 438-18, Sec 2, Fenliao, Linkou Dist., New Taipei City 244, Taiwan(R.O.C.)
Tel: +886-2172-1000 Fax: +886-2172-1322



Freq	Level	Read		Limit	Over	APos	TPos	Remark	Pol/Phase	Note
		Level	Factor							
MHz	dBuV/m	dBuV	dB/m	dBuV/m	dB	cm	deg			
1	4800.00	45.37	4.37	41.00	54.00	-8.63	134	177 Average	Horizontal	
2 *	5328.00	105.20	63.28	41.00	54.00	51.20	134	177 Average	Horizontal	
3	5414.59	43.26	0.88	42.38	54.00	-10.74	134	177 Average	Horizontal	



TUV Rheinland Taiwan Ltd.
No. 438-18, Sec 2, Fenliao, Linkou Dist., New Taipei City 244, Taiwan(R.O.C.)
Tel: +886-2172-1000 Fax: +886-2172-1322



Freq	Level	Read		Limit	Over	APos	TPos	Remark	Pol/Phase	Note
		Level	Factor							
MHz	dBuV/m	dBuV	dB/m	dBuV/m	dB	cm	deg			
1	4800.00	52.49	11.49	41.00	54.00	-1.51	136	183 Average	Vertical	
2 *	5328.00	102.00	60.00	41.00	54.00	48.00	136	183 Average	Vertical	
3	5417.00	45.53	3.17	42.36	54.00	-8.47	136	183 Average	Vertical	

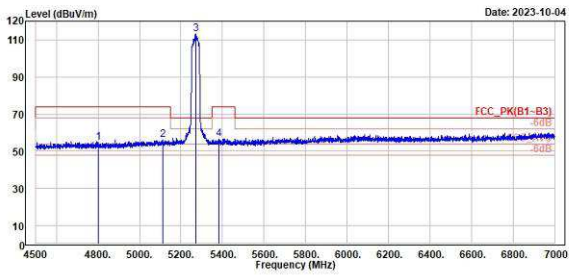
802.11ax HE40

CH 54 (Horizontal) Peak

CH 54 (Vertical) Peak



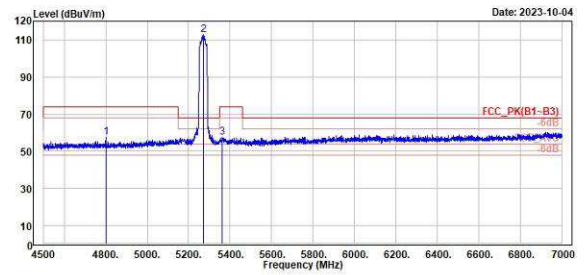
TUV Rheinland Taiwan Ltd.
No. 438-18, Sec 2, Fenliao, Linkou Dist., New Taipei City 244, Taiwan(R.O.C.)
Tel: +886-2172-1000 Fax: +886-2172-1322



Peak	Freq (MHz)	Level (dBuV/m)	Read Level (dBuV)	Factor (dB/m)	Limit Line (dBuV/m)	Over Limit (dB)	APos (cm)	TPos (deg)	Remark	Pol/Phase	Note
1	4886.00	54.93	12.93	42.00	74.00	-19.07	136	177	Peak	Horizontal	
2	5113.50	56.35	13.70	42.65	74.00	-17.65	136	177	Peak	Horizontal	
3 *	5278.00	113.01	70.85	42.96	68.20	44.81	136	177	Peak	Horizontal	
4	5384.00	56.77	13.63	43.14	74.00	-17.23	136	177	Peak	Horizontal	



TUV Rheinland Taiwan Ltd.
No. 438-18, Sec 2, Fenliao, Linkou Dist., New Taipei City 244, Taiwan(R.O.C.)
Tel: +886-2172-1000 Fax: +886-2172-1322



Peak	Freq (MHz)	Level (dBuV/m)	Read Level (dBuV)	Factor (dB/m)	Limit Line (dBuV/m)	Over Limit (dB)	APos (cm)	TPos (deg)	Remark	Pol/Phase	Note
1	4886.00	57.45	15.45	42.00	74.00	-16.55	133	180	Peak	Vertical	
2 *	5278.00	112.47	69.51	42.00	68.20	44.27	133	180	Peak	Vertical	
3	5362.50	57.58	14.55	43.03	74.00	-16.42	133	180	Peak	Vertical	

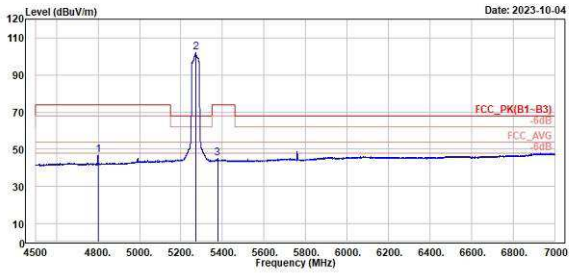
802.11ax HE40

CH 54 (Horizontal) Average

CH 54 (Vertical) Average



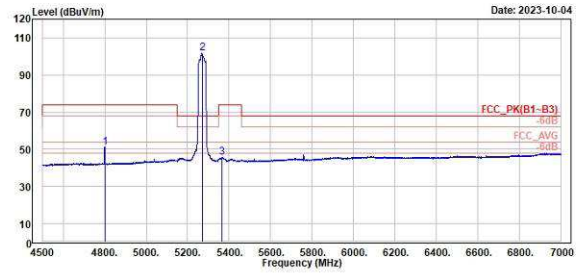
TUV Rheinland Taiwan Ltd.
No. 438-18, Sec 2, Fenliao, Linkou Dist., New Taipei City 244, Taiwan(R.O.C.)
Tel: +886-2172-1000 Fax: +886-2172-1322



1	2	3
Read Level	Read Level	Read Level
Factor	Factor	Factor
Limit Line	Limit Line	Limit Line
Over Limit	Over Limit	Over Limit
APos	APos	APos
TPos	TPos	TPos
Remark	Remark	Remark
Pol/Phase	Pol/Phase	Pol/Phase
Note	Note	Note
4886.00	5278.00	5376.00
46.81	102.09	45.11
4.81	59.13	2.02
42.00	42.00	43.00
54.00	54.00	54.00
-7.19	48.09	-8.89
136	136	136
177	177	177
Average	Average	Average
Horizontal	Horizontal	Horizontal



TUV Rheinland Taiwan Ltd.
No. 438-18, Sec 2, Fenliao, Linkou Dist., New Taipei City 244, Taiwan(R.O.C.)
Tel: +886-2172-1000 Fax: +886-2172-1322



1	2	3
Read Level	Read Level	Read Level
Factor	Factor	Factor
Limit Line	Limit Line	Limit Line
Over Limit	Over Limit	Over Limit
APos	APos	APos
TPos	TPos	TPos
Remark	Remark	Remark
Pol/Phase	Pol/Phase	Pol/Phase
Note	Note	Note
4886.00	5278.00	5376.00
51.15	101.66	45.65
9.15	59.79	2.60
42.00	42.00	43.05
54.00	54.00	54.00
-2.85	47.66	-8.35
133	133	133
180	180	180
Average	Average	Average
Vertical	Vertical	Vertical

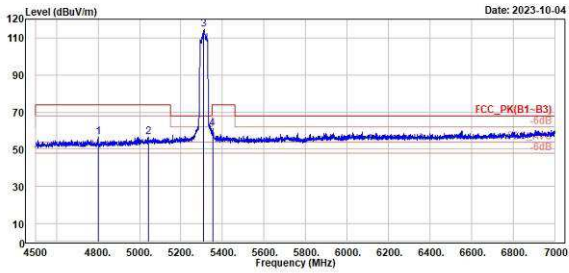
802.11ax HE40

CH 62 (Horizontal) Peak

CH 62 (Vertical) Peak



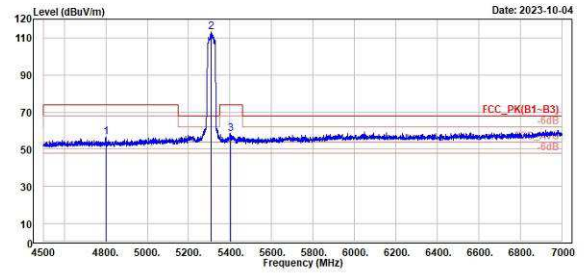
TUV Rheinland Taiwan Ltd.
No. 438-18, Sec 2, Fenliao, Linkou Dist., New Taipei City 244, Taiwan(R.O.C.)
Tel: +886-2172-1000 Fax: +886-2172-1322



Peak	Freq (MHz)	Level (dBuV/m)	Read Level (dBuV)	Factor (dB/m)	Limit Line (dBuV/m)	Over Limit (dB)	APos (cm)	TPos (deg)	Remark	Pol/Phase	Note
1	4886.58	56.67	14.67	42.00	74.00	-17.33	138	177	Peak	Horizontal	
2	5042.58	56.67	14.08	42.59	74.00	-17.33	138	177	Peak	Horizontal	
3 *	5316.00	114.45	71.52	42.93	68.20	46.25	138	177	Peak	Horizontal	
4	5351.50	61.15	18.17	42.98	74.00	-12.85	138	177	Peak	Horizontal	



TUV Rheinland Taiwan Ltd.
No. 438-18, Sec 2, Fenliao, Linkou Dist., New Taipei City 244, Taiwan(R.O.C.)
Tel: +886-2172-1000 Fax: +886-2172-1322



Peak	Freq (MHz)	Level (dBuV/m)	Read Level (dBuV)	Factor (dB/m)	Limit Line (dBuV/m)	Over Limit (dB)	APos (cm)	TPos (deg)	Remark	Pol/Phase	Note
1	4886.58	56.68	14.68	42.00	74.00	-17.40	132	179	Peak	Vertical	
2 *	5316.00	113.27	70.34	42.93	68.20	45.07	132	179	Peak	Vertical	
3	5402.50	58.39	15.18	43.21	74.00	-15.61	132	179	Peak	Vertical	

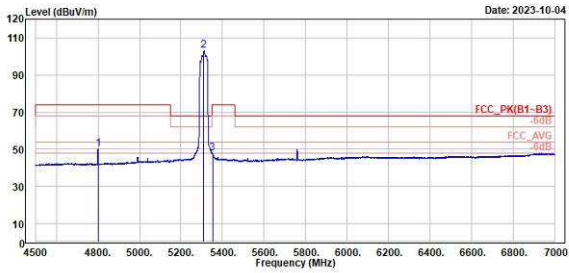
802.11ax HE40

CH 62 (Horizontal) Average

CH 62 (Vertical) Average



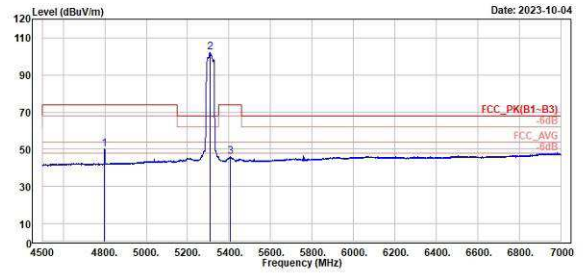
TUV Rheinland Taiwan Ltd.
No. 438-18, Sec 2, Fenliao, Linkou Dist., New Taipei City 244, Taiwan(R.O.C.)
Tel: +886-2172-1000 Fax: +886-2172-1322



1	2	3
Level	Level	Level
Factor	Factor	Factor
Line	Line	Line
Limit	Limit	Limit
Over	Over	Over
Limit	Limit	Limit
APos	APos	APos
TPos	TPos	TPos
Remark	Remark	Remark
Pol/Phase	Pol/Phase	Pol/Phase
Note	Note	Note
4886.00	5318.00	5351.50
58.21	102.04	47.68
8.21	69.01	4.70
42.00	42.93	42.98
54.00	54.00	54.00
-3.79	48.94	-6.32
138	132	138
177	179	177
Average	Average	Average
Horizontal	Horizontal	Horizontal



TUV Rheinland Taiwan Ltd.
No. 438-18, Sec 2, Fenliao, Linkou Dist., New Taipei City 244, Taiwan(R.O.C.)
Tel: +886-2172-1000 Fax: +886-2172-1322



1	2	3
Level	Level	Level
Factor	Factor	Factor
Line	Line	Line
Limit	Limit	Limit
Over	Over	Over
Limit	Limit	Limit
APos	APos	APos
TPos	TPos	TPos
Remark	Remark	Remark
Pol/Phase	Pol/Phase	Pol/Phase
Note	Note	Note
4799.50	5318.00	5407.00
50.32	102.04	46.02
8.32	59.07	2.80
42.00	42.93	43.22
54.00	54.00	54.00
-3.68	48.40	-7.98
132	132	132
179	179	179
Average	Average	Average
Vertical	Vertical	Vertical

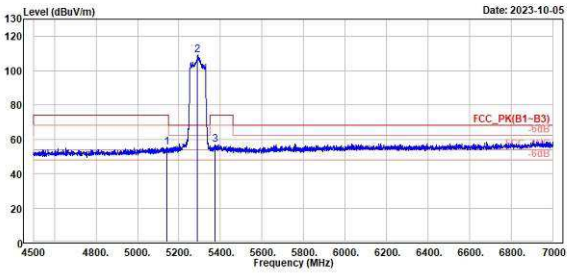
802.11ax HE80

CH 58 (Horizontal) Peak

CH 58 (Vertical) Peak



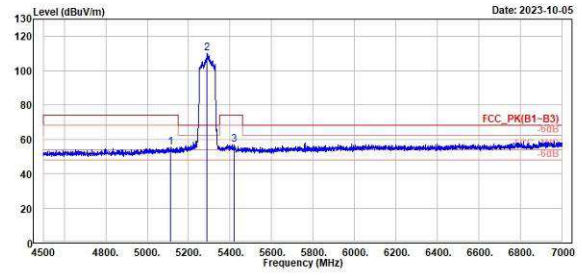
TUV Rheinland Taiwan Ltd.
No. 438-18, Sec 2, Fenliao, Linkou Dist., New Taipei City 244, Taiwan(R.O.C.)
Tel: +886-2172-1000 Fax: +886-2172-1322



Peak	Freq (MHz)	Level (dBuV/m)	Read Level (dBuV)	Factor (dB/m)	Limit Line (dBuV/m)	Over Limit (dB)	APos (cm)	TPos (deg)	Remark	Pol/Phase	Note
1	5142.50	55.20	13.79	41.41	74.00	-18.80	148	177	Peak	Vertical	
2	5290.00	109.17	67.23	41.94	68.29	40.97	148	177	Peak	Vertical	
3	5374.50	56.80	14.69	42.11	74.00	-17.20	148	177	Peak	Vertical	



TUV Rheinland Taiwan Ltd.
No. 438-18, Sec 2, Fenliao, Linkou Dist., New Taipei City 244, Taiwan(R.O.C.)
Tel: +886-2172-1000 Fax: +886-2172-1322



Peak	Freq (MHz)	Level (dBuV/m)	Read Level (dBuV)	Factor (dB/m)	Limit Line (dBuV/m)	Over Limit (dB)	APos (cm)	TPos (deg)	Remark	Pol/Phase	Note
1	5112.50	55.26	13.93	41.33	74.00	-18.74	148	180	Peak	Vertical	
2	5290.00	110.32	68.38	41.94	68.29	42.12	148	180	Peak	Vertical	
3	5418.50	57.06	14.71	42.35	74.00	-16.94	148	180	Peak	Vertical	

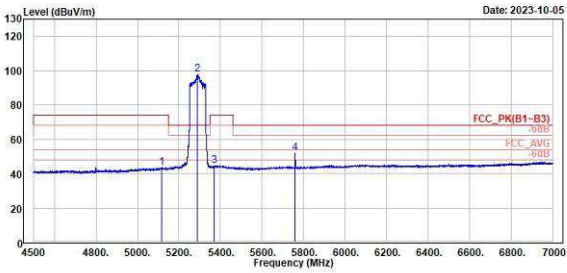
802.11ax HE80

CH 58 (Horizontal) Average

CH 58 (Vertical) Average



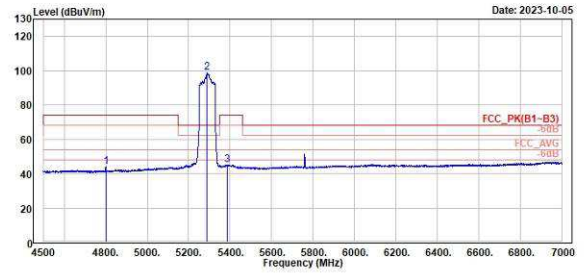
TUV Rheinland Taiwan Ltd.
No. 438-18, Sec 2, Fenliao, Linkou Dist., New Taipei City 244, Taiwan(R.O.C.)
Tel: +886-2172-1000 Fax: +886-2172-1322



1	2	3	4						
Freq	Level	Read	Limit	Over	APos	TPos	Remark	Pol/Phase	Note
MHz	dBuV/m	dBuV	dB/m	dBuV/m	dB	cm	deg		
5117.00	43.68	2.34	41.34	54.00	-10.32	148	177 Average	Vertical	
5290.00	97.81	55.87	41.94	54.00	43.81	148	177 Average	Vertical	
5376.00	44.73	2.68	42.05	54.00	-9.27	148	177 Average	Vertical	
5760.00	51.68	9.05	42.63	68.20	-16.52	148	177 Peak	Vertical	



TUV Rheinland Taiwan Ltd.
No. 438-18, Sec 2, Fenliao, Linkou Dist., New Taipei City 244, Taiwan(R.O.C.)
Tel: +886-2172-1000 Fax: +886-2172-1322



1	2	3							
Freq	Level	Read	Limit	Over	APos	TPos	Remark	Pol/Phase	Note
MHz	dBuV/m	dBuV	dB/m	dBuV/m	dB	cm	deg		
4800.00	43.80	2.80	41.00	54.00	-10.20	148	180 Average	Vertical	
5290.00	90.73	56.79	41.04	54.00	44.73	148	180 Average	Vertical	
5387.00	45.21	2.91	42.30	54.00	-8.79	148	180 Average	Vertical	

802.11ax HE160

CH 50 (Horizontal) Peak

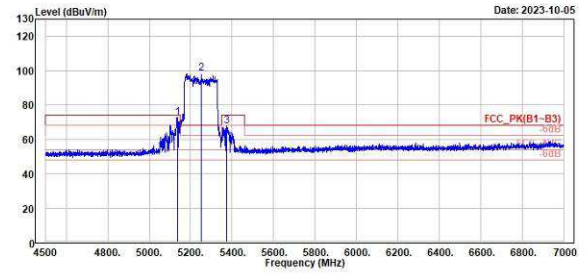
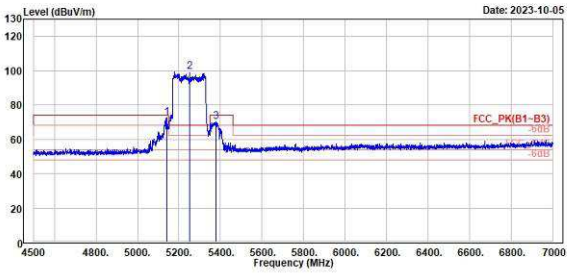
CH 50 (Vertical) Peak



TUV Rheinland Taiwan Ltd.
No. 438-18, Sec 2, Fenliao, Linkou Dist., New Taipei City 244, Taiwan(R.O.C.)
Tel: +886-2172-1000 Fax: +886-2172-1322



TUV Rheinland Taiwan Ltd.
No. 438-18, Sec 2, Fenliao, Linkou Dist., New Taipei City 244, Taiwan(R.O.C.)
Tel: +886-2172-1000 Fax: +886-2172-1322



Peak	Freq	Level	Read		Limit	Over	APos	TPos	Remark	Pol/Phase	Note
			Level	Factor							
	MHz	dBuV/m	dBuV	dB/m	dBuV/m	dB	cm	deg			
1	5139.50	72.42	31.01	41.41	74.00	-1.58	150	177	Peak	Horizontal	
2	5250.00	99.37	57.78	41.59	68.20	31.17	150	177	Peak	Horizontal	
3	5376.50	69.99	27.85	42.14	74.00	-4.01	150	177	Peak	Horizontal	

Peak	Freq	Level	Read		Limit	Over	APos	TPos	Remark	Pol/Phase	Note
			Level	Factor							
	MHz	dBuV/m	dBuV	dB/m	dBuV/m	dB	cm	deg			
1	5135.00	72.88	31.49	41.39	74.00	-1.12	140	174	Peak	Vertical	
2	5250.00	90.39	56.80	41.59	68.20	30.19	140	174	Peak	Vertical	
3	5374.00	67.62	25.51	42.11	74.00	-6.38	140	174	Peak	Vertical	

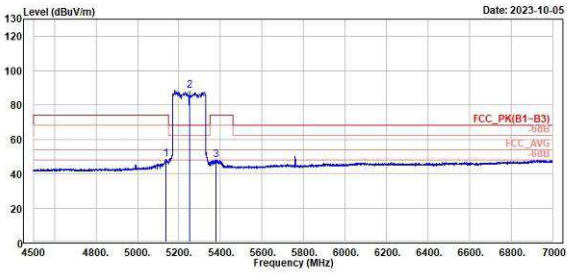
802.11ax HE160

CH 50 (Horizontal) Average

CH 50 (Vertical) Average



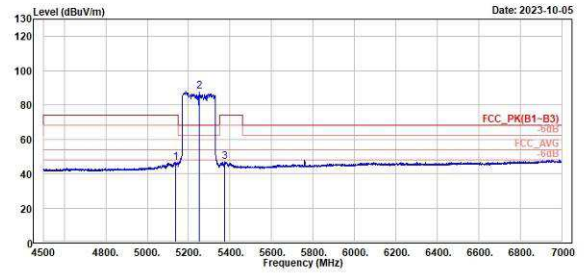
TUV Rheinland Taiwan Ltd.
No. 438-18, Sec 2, Fenliao, Linkou Dist., New Taipei City 244, Taiwan(R.O.C.)
Tel: +886-2172-1000 Fax: +886-2172-1322



Freq	Level	Read	Limit	Over	APos	TPos	Remark	Pol/Phase	Note
MHz	dBuV/m	dBuV	dB/m	dBuV/m	dB	cm	deg		
1	5135.50	48.28	6.89	41.39	54.00	-5.72	150	177	Average Horizontal
2	5259.00	89.55	46.95	41.59	54.00	34.55	150	177	Average Horizontal
3	5378.50	48.17	6.80	42.17	54.00	-5.83	150	177	Average Horizontal



TUV Rheinland Taiwan Ltd.
No. 438-18, Sec 2, Fenliao, Linkou Dist., New Taipei City 244, Taiwan(R.O.C.)
Tel: +886-2172-1000 Fax: +886-2172-1322



Freq	Level	Read	Limit	Over	APos	TPos	Remark	Pol/Phase	Note
MHz	dBuV/m	dBuV	dB/m	dBuV/m	dB	cm	deg		
1	5136.00	46.68	5.29	41.39	54.00	-7.32	140	174	Average Vertical
2	5259.00	87.76	46.17	41.59	54.00	33.76	140	174	Average Vertical
3	5373.50	47.06	4.96	42.10	54.00	-6.94	140	174	Average Vertical

Band Edges, 5.3GHz ~ 5.47GHz, 5.725GHz
U-NII-2C

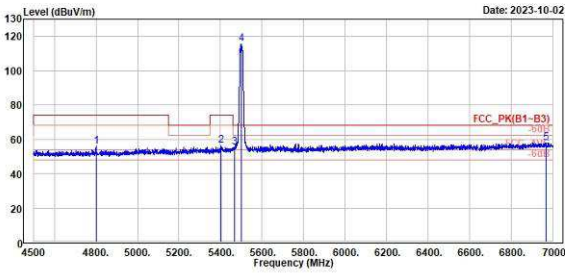
802.11a

CH 100 (Horizontal) Peak

CH 100 (Vertical) Peak



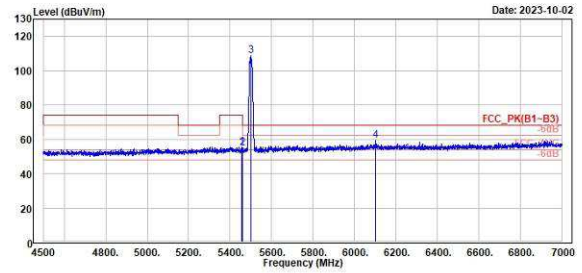
TUV Rheinland Taiwan Ltd.
No. 438-18, Sec 2, Fenliiao, Linkou Dist., New Taipei City 244, Taiwan(R.O.C.)
Tel: +886-2172-1000 Fax: +886-2172-1322



Peak	Freq	Level	Read	Limit	Over	APos	TPos	Remark	Pol/Phase	Note
	MHz	dBuV/m	dBuV	dB/m	dBuV/m	dB	cm	deg		
1	4880.50	55.92	14.92	41.00	74.00	-18.08	147	179 Peak	Horizontal	
2	5468.00	55.11	13.64	42.47	74.00	-17.89	147	179 Peak	Horizontal	
3	5468.00	55.44	13.24	42.20	68.20	-12.76	147	179 Peak	Horizontal	
4 *	5500.00	115.88	73.53	42.35	68.20	47.68	147	179 Peak	Horizontal	
5	6970.00	58.02	14.24	43.78	68.20	-10.18	147	179 Peak	Horizontal	



TUV Rheinland Taiwan Ltd.
No. 438-18, Sec 2, Fenliiao, Linkou Dist., New Taipei City 244, Taiwan(R.O.C.)
Tel: +886-2172-1000 Fax: +886-2172-1322



Peak	Freq	Level	Read	Limit	Over	APos	TPos	Remark	Pol/Phase	Note
	MHz	dBuV/m	dBuV	dB/m	dBuV/m	dB	cm	deg		
1	5455.50	55.58	13.44	42.14	74.00	-18.42	224	178 Peak	Vertical	
2	5463.50	54.85	12.57	42.18	68.20	-13.35	224	178 Peak	Vertical	
3 *	5500.00	108.06	66.51	42.35	68.20	40.66	224	178 Peak	Vertical	
4	6103.50	59.37	15.85	43.52	68.20	-8.83	224	178 Peak	Vertical	

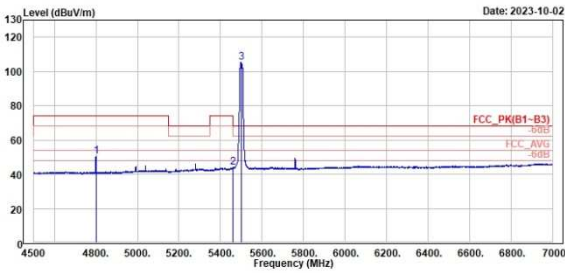
802.11a

CH 100 (Horizontal) Average

CH 100 (Vertical) Average



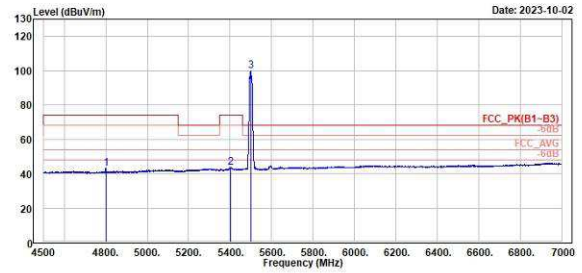
TUV Rheinland Taiwan Ltd.
No. 458-18, Sec 2, Fenhiao, Linkou Dist., New Taipei City 244, Taiwan(R.O.C.)
Tel: +886-2172-1000 Fax: +886-2172-1322



Freq	Level	Read	Limit	Over	APos	TPos	Remark	Pol/Phase	Note
MHz	dBuV/m	dBuV	dB/m	dBuV/m	dB	cm	deg		
1 4800.00	50.29	9.29	41.00	54.00	-3.71	147	179 Average	Horizontal	
2 5458.50	43.89	1.74	42.15	54.00	-10.11	147	179 Average	Horizontal	
3 * 5500.00	105.40	63.05	42.35	54.00	51.40	147	179 Average	Horizontal	



TUV Rheinland Taiwan Ltd.
No. 458-18, Sec 2, Fenhiao, Linkou Dist., New Taipei City 244, Taiwan(R.O.C.)
Tel: +886-2172-1000 Fax: +886-2172-1322



Freq	Level	Read	Limit	Over	APos	TPos	Remark	Pol/Phase	Note
MHz	dBuV/m	dBuV	dB/m	dBuV/m	dB	cm	deg		
1 4800.00	42.94	1.94	41.00	54.00	-11.06	224	178 Average	Vertical	
2 5401.50	43.64	1.16	42.48	54.00	-10.36	224	178 Average	Vertical	
3 * 5500.00	99.67	57.32	42.35	54.00	45.67	224	178 Average	Vertical	

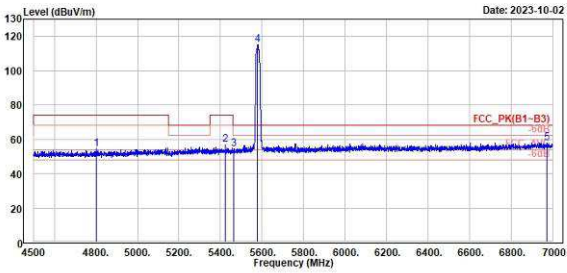
802.11a

CH 116 (Horizontal) Peak

CH 116 (Vertical) Peak



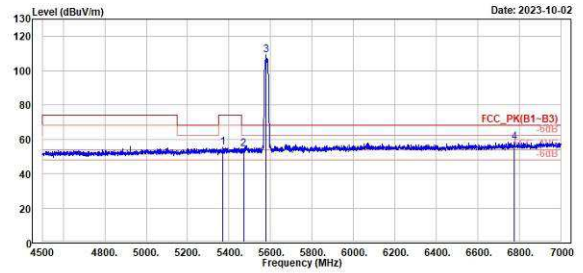
TUV Rheinland Taiwan Ltd.
No. 438-18, Sec 2, Fenliao, Linkou Dist., New Taipei City 244, Taiwan(R.O.C.)
Tel: +886-2172-1000 Fax: +886-2172-1322



Peak	Freq	Level	Read	Limit	Over	APos	TPos	Remark	Pol/Phase	Note
	MHz	dBuV/m	dBuV	dB/m	dBuV/m	dB	cm	deg		
1	4880.00	54.44	13.44	41.00	74.00	-19.56	149	181 Peak	Horizontal	
2	5421.50	56.68	14.35	42.33	74.00	-17.32	149	181 Peak	Horizontal	
3	5464.50	54.35	12.16	42.19	68.20	-13.85	149	181 Peak	Horizontal	
4 *	5588.00	115.14	72.90	42.24	68.20	46.94	149	181 Peak	Horizontal	
5	6972.00	58.05	14.27	43.78	68.20	-10.15	149	181 Peak	Horizontal	



TUV Rheinland Taiwan Ltd.
No. 438-18, Sec 2, Fenliao, Linkou Dist., New Taipei City 244, Taiwan(R.O.C.)
Tel: +886-2172-1000 Fax: +886-2172-1322



Peak	Freq	Level	Read	Limit	Over	APos	TPos	Remark	Pol/Phase	Note
	MHz	dBuV/m	dBuV	dB/m	dBuV/m	dB	cm	deg		
1	5371.50	55.18	13.11	42.07	74.00	-18.82	222	175 Peak	Vertical	
2	5470.00	54.53	12.32	42.21	68.20	-13.67	222	175 Peak	Vertical	
3 *	5588.00	109.45	67.21	42.24	68.20	41.25	222	175 Peak	Vertical	
4	6777.00	58.44	14.72	43.72	68.20	-9.76	222	175 Peak	Vertical	

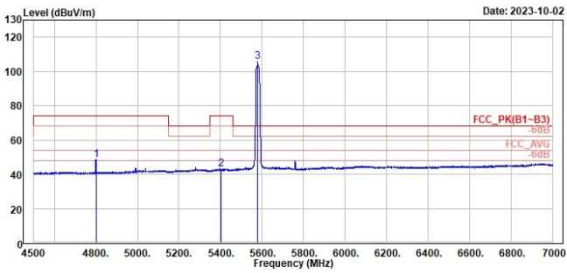
802.11a

CH 116 (Horizontal) Average

CH 116 (Vertical) Average



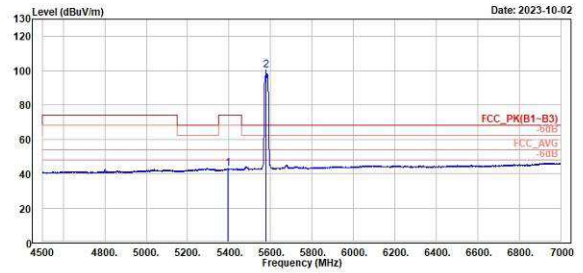
TUV Rheinland Taiwan Ltd.
No. 458-18, Sec 2, Fenliiao, Linkou Dist., New Taipei City 244, Taiwan(R.O.C.)
Tel: +886-2172-1000 Fax: +886-2172-1322



Freq	Level	Read	Limit	Over	APos	TPos	Remark	Pol/Phase	Note
MHz	dBuV/m	dBuV	dB/m	dBuV/m	dB	cm	deg		
1	4880.00	48.41	7.41	41.00	54.00	-5.59	149	181 Average	Horizontal
2	5482.50	43.67	0.60	42.47	54.00	-10.93	149	181 Average	Horizontal
3	5588.00	105.70	63.46	42.24	54.00	51.70	149	181 Average	Horizontal



TUV Rheinland Taiwan Ltd.
No. 458-18, Sec 2, Fenliiao, Linkou Dist., New Taipei City 244, Taiwan(R.O.C.)
Tel: +886-2172-1000 Fax: +886-2172-1322



Freq	Level	Read	Limit	Over	APos	TPos	Remark	Pol/Phase	Note
MHz	dBuV/m	dBuV	dB/m	dBuV/m	dB	cm	deg		
1	5395.50	42.87	0.44	42.43	54.00	-11.13	222	175 Average	Vertical
2	5588.00	100.14	57.90	42.24	54.00	46.14	222	175 Average	Vertical

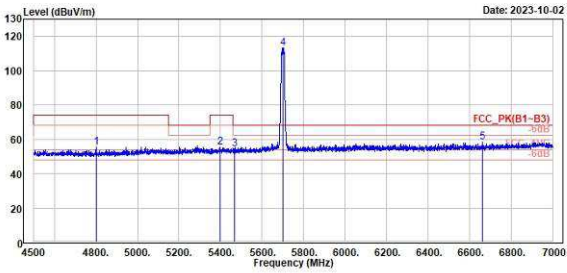
802.11a

CH 140 (Horizontal) Peak

CH 140 (Vertical) Peak



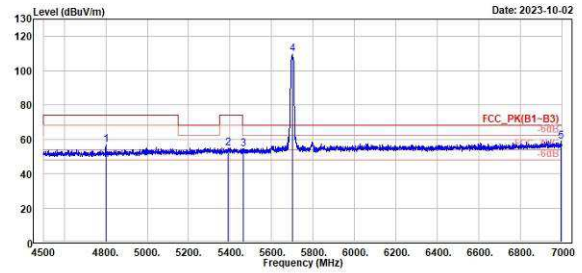
TUV Rheinland Taiwan Ltd.
No. 438-18, Sec 2, Fenliao, Linkou Dist., New Taipei City 244, Taiwan(R.O.C.)
Tel: +886-2172-1000 Fax: +886-2172-1322



Peak	Freq MHz	Level dBuV/m	Read		Limit		APos cm	TPos deg	Remark	Pol/Phase	Note
			Level dBuV	Factor dB/m	Line dBuV/m	Over Limit dB					
1	4800.00	55.34	14.34	41.00	74.00	-18.66	132	177	Peak	Horizontal	
2	5397.00	55.35	12.90	42.45	74.00	-18.65	132	177	Peak	Horizontal	
3	5466.50	54.46	12.26	42.20	68.20	-13.74	132	177	Peak	Horizontal	
4 *	5700.00	113.42	71.05	42.37	68.20	45.22	132	177	Peak	Horizontal	
5	6661.00	58.14	14.58	43.56	68.20	-10.06	132	177	Peak	Horizontal	



TUV Rheinland Taiwan Ltd.
No. 438-18, Sec 2, Fenliao, Linkou Dist., New Taipei City 244, Taiwan(R.O.C.)
Tel: +886-2172-1000 Fax: +886-2172-1322



Peak	Freq MHz	Level dBuV/m	Read		Limit		APos cm	TPos deg	Remark	Pol/Phase	Note
			Level dBuV	Factor dB/m	Line dBuV/m	Over Limit dB					
1	4800.00	57.03	16.03	41.00	74.00	-16.97	134	178	Peak	Vertical	
2	5390.50	55.09	12.74	42.35	74.00	-18.91	134	178	Peak	Vertical	
3	5463.50	54.33	12.15	42.18	68.20	-13.87	134	178	Peak	Vertical	
4 *	5700.00	109.94	67.57	42.37	68.20	41.74	134	178	Peak	Vertical	
5	6996.00	59.04	15.29	43.75	68.20	-9.16	134	178	Peak	Vertical	

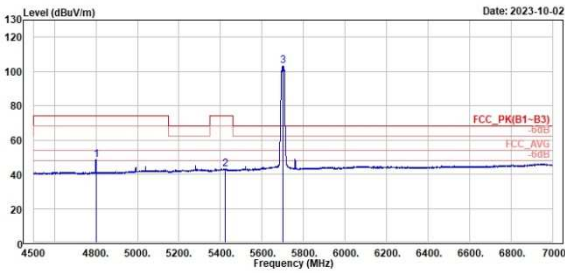
802.11a

CH 140 (Horizontal) Average

CH 140 (Vertical) Average



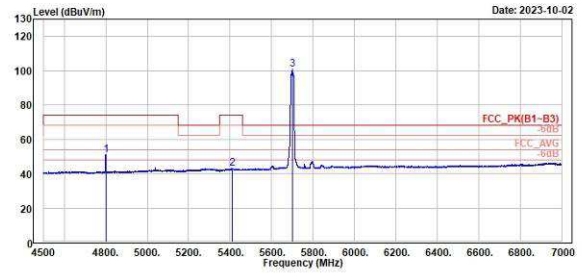
TUV Rheinland Taiwan Ltd.
No. 458-18, Sec 2, Fenhiao, Linkou Dist., New Taipei City 244, Taiwan(R.O.C.)
Tel: +886-2172-1000 Fax: +886-2172-1322



Freq	Level	Read	Limit	Over	APos	TPos	Remark	Pol/Phase	Note
MHz	dBuV/m	dBuV	dB/m	dBuV/m	dB	cm	deg		
1	4800.00	48.66	7.66	41.00	54.00	-5.34	132	177	Average Horizontal
2	5423.50	43.03	0.72	42.31	54.00	-10.97	132	177	Average Horizontal
3	5700.00	103.30	60.93	42.37	54.00	49.30	132	177	Average Horizontal



TUV Rheinland Taiwan Ltd.
No. 458-18, Sec 2, Fenhiao, Linkou Dist., New Taipei City 244, Taiwan(R.O.C.)
Tel: +886-2172-1000 Fax: +886-2172-1322



Freq	Level	Read	Limit	Over	APos	TPos	Remark	Pol/Phase	Note
MHz	dBuV/m	dBuV	dB/m	dBuV/m	dB	cm	deg		
1	4800.00	51.02	10.02	41.00	54.00	-2.98	134	178	Average Vertical
2	5410.00	43.05	0.64	42.41	54.00	-10.95	134	178	Average Vertical
3	5700.00	100.60	58.23	42.37	54.00	46.60	134	178	Average Vertical

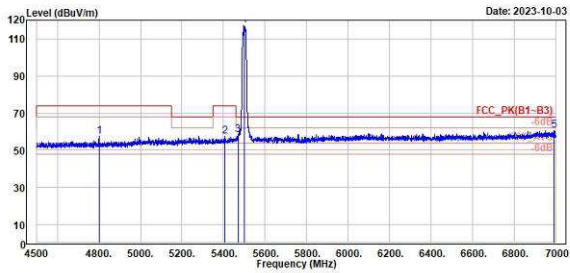
802.11ax HE20

CH 100 (Horizontal) Peak

CH 100 (Vertical) Peak



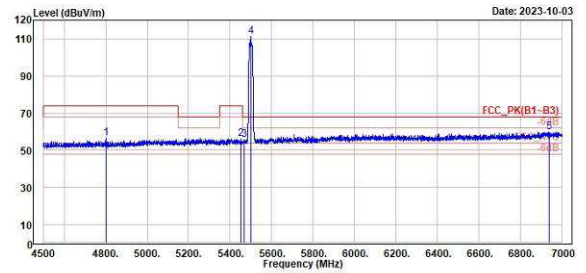
TÜV Rheinland Taiwan Ltd.
No. 438-18, Sec 2, Fenliao, Linkou Dist., New Taipei City 244, Taiwan(R.O.C.)
Tel: +886-2172-1000 Fax: +886-2172-1322



Peak	Freq	Level	Read Level	Factor	Limit Line	Over Limit	APos	TPos	Remark	Pol/Phase	Note
	MHz	dBuV/m	dBuV	dB/m	dBuV/m	dB	cm	deg			
1	4800.00	57.56	15.56	42.00	74.00	-16.44	142		178 Peak	Horizontal	
2	5400.50	57.37	14.15	43.22	74.00	-16.63	142		178 Peak	Horizontal	
3	5476.00	58.56	15.29	43.27	68.20	-9.64	142		178 Peak	Horizontal	
4 *	5500.00	117.15	73.86	43.29	68.20	48.95	142		178 Peak	Horizontal	
5	6994.50	60.60	15.21	45.39	68.20	-7.60	142		178 Peak	Horizontal	



TÜV Rheinland Taiwan Ltd.
No. 438-18, Sec 2, Fenliao, Linkou Dist., New Taipei City 244, Taiwan(R.O.C.)
Tel: +886-2172-1000 Fax: +886-2172-1322



Peak	Freq	Level	Read Level	Factor	Limit Line	Over Limit	APos	TPos	Remark	Pol/Phase	Note
	MHz	dBuV/m	dBuV	dB/m	dBuV/m	dB	cm	deg			
1	4800.00	56.64	14.64	42.00	74.00	-17.36	144		184 Peak	Vertical	
2	5450.00	56.29	13.84	42.45	74.00	-17.71	144		184 Peak	Vertical	
3	5469.00	55.76	12.49	43.27	68.20	-12.44	144		184 Peak	Vertical	
4 *	5500.00	111.48	68.19	43.29	68.20	43.28	144		184 Peak	Vertical	
5	6940.50	59.79	14.53	45.26	68.20	-8.41	144		184 Peak	Vertical	

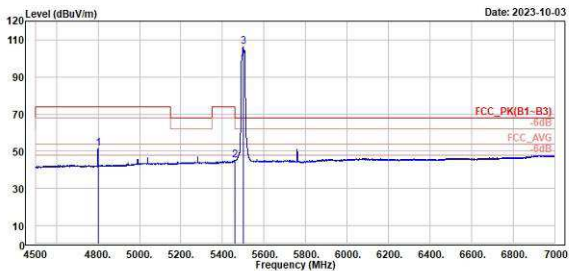
802.11ax HE20

CH 100 (Horizontal) Average

CH 100 (Vertical) Average



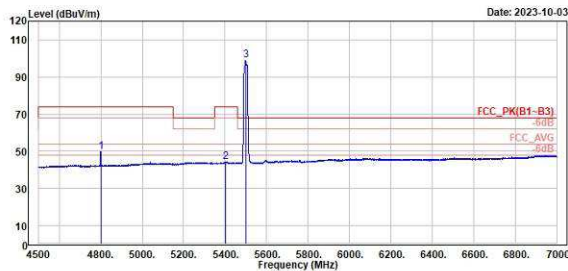
TUV Rheinland Taiwan Ltd.
No. 438-18, Sec 2, Fenliao, Linkou Dist., New Taipei City 244, Taiwan(R.O.C.)
Tel: +886-2172-1000 Fax: +886-2172-1322



Read	Limit	Over	APos	TPos	Remark	Pol/Phase	Note
Level	Line	Limit					
Factor							
dBuV	dBuV/m	dB	cm	deg			
9.42	42.00	54.00	-2.58	142	178 Average	Horizontal	
1.72	43.26	54.00	-9.02	142	178 Average	Horizontal	
63.83	43.29	54.00	52.32	142	178 Average	Horizontal	



TUV Rheinland Taiwan Ltd.
No. 438-18, Sec 2, Fenliao, Linkou Dist., New Taipei City 244, Taiwan(R.O.C.)
Tel: +886-2172-1000 Fax: +886-2172-1322



Read	Limit	Over	APos	TPos	Remark	Pol/Phase	Note
Level	Line	Limit					
Factor							
dBuV	dBuV/m	dB	cm	deg			
7.83	42.00	54.00	-4.17	144	184 Average	Vertical	
1.25	43.21	54.00	-9.54	144	184 Average	Vertical	
55.52	43.29	54.00	44.81	144	184 Average	Vertical	

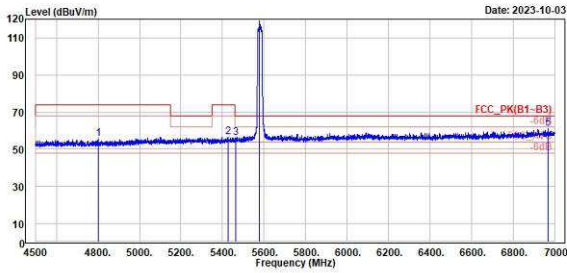
802.11ax HE20

CH 116 (Horizontal) Peak

CH 116 (Vertical) Peak



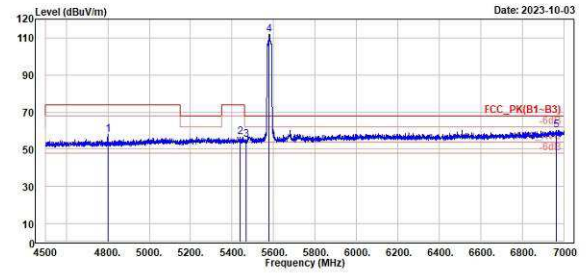
TUV Rheinland Taiwan Ltd.
No. 438-18, Sec 2, Fenliiao, Linkou Dist., New Taipei City 244, Taiwan(R.O.C.)
Tel: +886-2172-1000 Fax: +886-2172-1322



No.	Freq	Level	Read		Limit		APos	TPos	Remark	Pol/Phase	Note
			Level	Factor	Line	Limit					
	MHz	dBuV/m	dBuV	dB/m	dBuV/m	dB	cm	deg			
1	4880.00	55.86	13.86	42.00	74.00	-18.14	142	176	Peak	Horizontal	
2	5430.00	56.60	13.37	43.23	74.00	-17.40	142	176	Peak	Horizontal	
3	5463.50	56.28	13.62	43.26	68.20	-11.92	142	176	Peak	Horizontal	
4 *	5580.00	119.12	75.72	43.40	68.20	50.92	142	176	Peak	Horizontal	
5	6967.50	60.93	15.62	45.31	68.20	-7.27	142	176	Peak	Horizontal	



TUV Rheinland Taiwan Ltd.
No. 438-18, Sec 2, Fenliiao, Linkou Dist., New Taipei City 244, Taiwan(R.O.C.)
Tel: +886-2172-1000 Fax: +886-2172-1322



No.	Freq	Level	Read		Limit		APos	TPos	Remark	Pol/Phase	Note
			Level	Factor	Line	Limit					
	MHz	dBuV/m	dBuV	dB/m	dBuV/m	dB	cm	deg			
1	4880.00	57.86	15.86	42.00	74.00	-16.14	131	180	Peak	Vertical	
2	5430.00	56.67	13.43	43.24	74.00	-17.33	131	180	Peak	Vertical	
3	5468.00	55.22	11.95	43.27	68.20	-12.98	131	180	Peak	Vertical	
4 *	5580.00	111.91	68.51	43.40	68.20	43.71	131	180	Peak	Vertical	
5	6964.00	60.40	15.09	45.31	68.20	-7.80	131	180	Peak	Vertical	

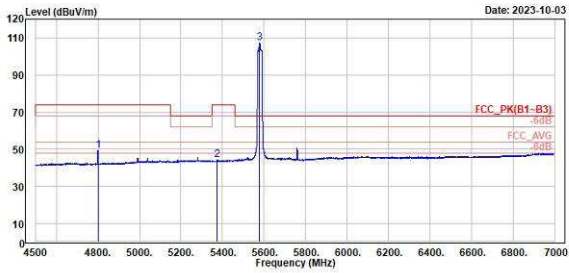
802.11ax HE20

CH 116 (Horizontal) Average

CH 116 (Vertical) Average



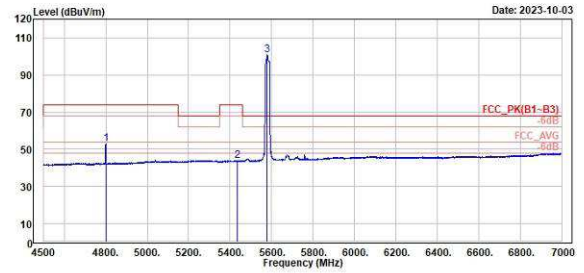
TUV Rheinland Taiwan Ltd.
No. 438-18, Sec 2, Fenliao, Linkou Dist., New Taipei City 244, Taiwan(R.O.C.)
Tel: +886-2172-1000 Fax: +886-2172-1322



Read	Limit	Over	APos	TPos	Remark	Pol/Phase	Note
Level	Line	Limit					
Factor							
dBuV	dB/m	dBuV/m	cm	deg			
49.41	42.00	54.00	-4.59	142	176 Average	Horizontal	
44.37	43.00	54.00	-9.63	142	176 Average	Horizontal	
107.10	43.40	54.00	53.10	142	176 Average	Horizontal	



TUV Rheinland Taiwan Ltd.
No. 438-18, Sec 2, Fenliao, Linkou Dist., New Taipei City 244, Taiwan(R.O.C.)
Tel: +886-2172-1000 Fax: +886-2172-1322



Read	Limit	Over	APos	TPos	Remark	Pol/Phase	Note
Level	Line	Limit					
Factor							
dBuV	dB/m	dBuV/m	cm	deg			
52.88	42.00	54.00	-1.12	131	180 Average	Vertical	
43.88	43.24	54.00	-10.12	131	180 Average	Vertical	
101.02	43.40	54.00	47.02	131	180 Average	Vertical	

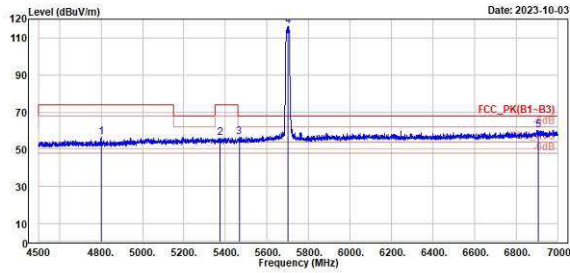
802.11ax HE20

CH 140 (Horizontal) Peak

CH 140 (Vertical) Peak



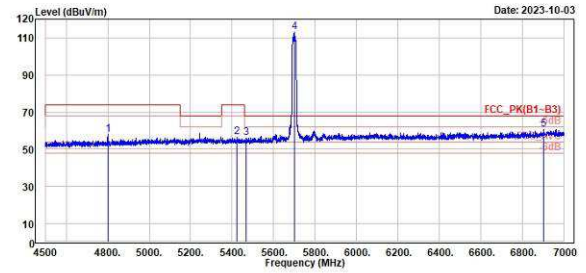
TUV Rheinland Taiwan Ltd.
No. 438-18, Sec 2, Fenliao, Linkou Dist., New Taipei City 244, Taiwan(R.O.C.)
Tel: +886-2172-1000 Fax: +886-2172-1322



No.	Freq	Level	Read		Limit		Over	APos	TPos	Remark	Pol/Phase	Note
			Level	Factor	Line	Limit						
	MHz	dBuV/m	dBuV	dB/m	dBuV/m	dB	cm	deg				
1	4880.00	56.39	14.39	42.00	74.00	-17.61	136	179	Peak	Horizontal		
2	5374.50	56.32	13.23	43.09	74.00	-17.68	136	179	Peak	Horizontal		
3	5466.00	56.71	13.44	43.27	68.20	-11.49	136	179	Peak	Horizontal		
4 *	5700.00	116.96	72.90	43.66	68.20	48.36	136	179	Peak	Horizontal		
5	6907.00	60.17	14.93	45.24	68.20	-8.03	136	179	Peak	Horizontal		



TUV Rheinland Taiwan Ltd.
No. 438-18, Sec 2, Fenliao, Linkou Dist., New Taipei City 244, Taiwan(R.O.C.)
Tel: +886-2172-1000 Fax: +886-2172-1322



No.	Freq	Level	Read		Limit		Over	APos	TPos	Remark	Pol/Phase	Note
			Level	Factor	Line	Limit						
	MHz	dBuV/m	dBuV	dB/m	dBuV/m	dB	cm	deg				
1	4880.00	57.82	15.82	42.00	74.00	-16.18	127	179	Peak	Vertical		
2	5422.00	56.49	13.26	43.23	74.00	-17.51	127	179	Peak	Vertical		
3	5469.50	56.29	13.82	43.27	68.20	-11.91	127	179	Peak	Vertical		
4 *	5700.00	113.16	69.50	43.66	68.20	44.96	127	179	Peak	Vertical		
5	6901.50	60.53	15.30	45.23	68.20	-7.67	127	179	Peak	Vertical		

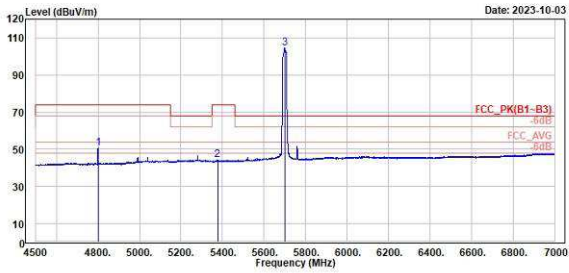
802.11ax HE20

CH 140 (Horizontal) Average

CH 140 (Vertical) Average



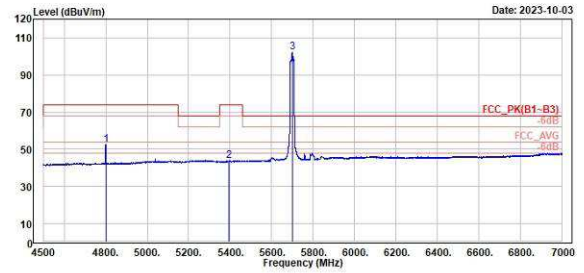
TUV Rheinland Taiwan Ltd.
No. 438-18, Sec 2, Fenliao, Linkou Dist., New Taipei City 244, Taiwan(R.O.C.)
Tel: +886-2172-1000 Fax: +886-2172-1322



Freq	Level	Read Level	Factor	Limit Line	Over Limit	APos	TPos	Remark	Pol/Phase	Note
MHz	dBuV/m	dBuV	dB/m	dBuV/m	dB	cm	deg			
1 4880.00	50.45	8.45	42.00	54.00	-3.55	136	179	Average	Horizontal	
2 5376.00	44.31	1.22	43.09	54.00	-9.69	136	179	Average	Horizontal	
3 * 5708.00	104.60	60.94	43.66	54.00	50.60	136	179	Average	Horizontal	



TUV Rheinland Taiwan Ltd.
No. 438-18, Sec 2, Fenliao, Linkou Dist., New Taipei City 244, Taiwan(R.O.C.)
Tel: +886-2172-1000 Fax: +886-2172-1322



Freq	Level	Read Level	Factor	Limit Line	Over Limit	APos	TPos	Remark	Pol/Phase	Note
MHz	dBuV/m	dBuV	dB/m	dBuV/m	dB	cm	deg			
1 4880.00	52.44	10.44	42.00	54.00	-1.56	127	179	Average	Vertical	
2 5394.00	43.86	0.68	43.18	54.00	-10.14	127	179	Average	Vertical	
3 * 5708.00	102.17	58.51	43.66	54.00	48.17	127	179	Average	Vertical	

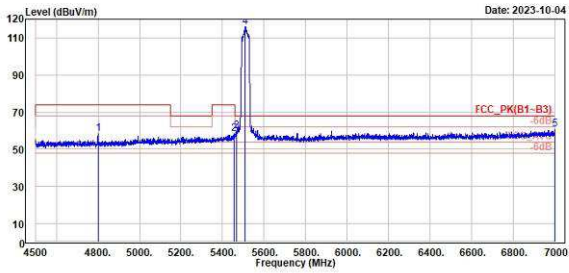
802.11ax HE40

CH 102 (Horizontal) Peak

CH 102 (Vertical) Peak



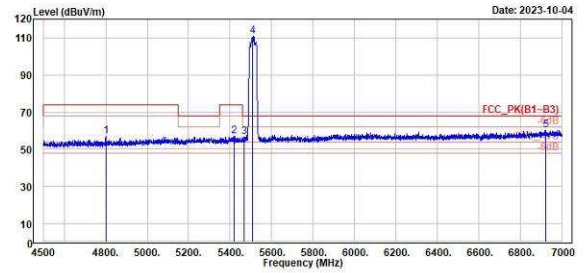
TUV Rheinland Taiwan Ltd.
No. 438-18, Sec 2, Fenliao, Linkou Dist., New Taipei City 244, Taiwan(R.O.C.)
Tel: +886-2172-1000 Fax: +886-2172-1322



No.	Freq	Level	Read		Limit		APos	TPos	Remark	Pol/Phase	Note
			Level	Factor	Line	Limit					
	MHz	dBuV/m	dBuV	dB/m	dBuV/m	dB	cm	deg			
1	4898.58	58.42	16.42	42.00	74.00	-15.58	142	177	Peak	Horizontal	
2	5456.00	58.60	15.34	43.26	74.00	-15.40	142	177	Peak	Horizontal	
3	5469.50	59.75	16.48	43.27	68.20	-8.45	142	177	Peak	Horizontal	
4 *	5518.00	116.03	72.71	43.32	68.20	47.83	142	177	Peak	Horizontal	
5	6999.58	60.63	15.23	45.40	68.20	-7.57	142	177	Peak	Horizontal	



TUV Rheinland Taiwan Ltd.
No. 438-18, Sec 2, Fenliao, Linkou Dist., New Taipei City 244, Taiwan(R.O.C.)
Tel: +886-2172-1000 Fax: +886-2172-1322



No.	Freq	Level	Read		Limit		APos	TPos	Remark	Pol/Phase	Note
			Level	Factor	Line	Limit					
	MHz	dBuV/m	dBuV	dB/m	dBuV/m	dB	cm	deg			
1	4898.00	57.11	15.11	42.00	74.00	-16.89	142	178	Peak	Vertical	
2	5418.00	57.24	14.81	43.23	74.00	-16.76	142	178	Peak	Vertical	
3	5467.50	56.78	13.43	43.27	68.20	-11.50	142	178	Peak	Vertical	
4 *	5518.00	110.90	67.58	43.32	68.20	42.70	142	178	Peak	Vertical	
5	6922.50	60.44	15.19	45.25	68.20	-7.76	142	178	Peak	Vertical	

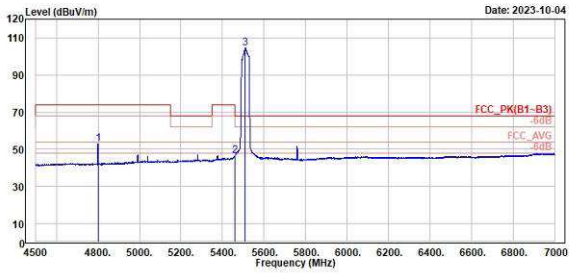
802.11ax HE40

CH 102 (Horizontal) Average

CH 102 (Vertical) Average



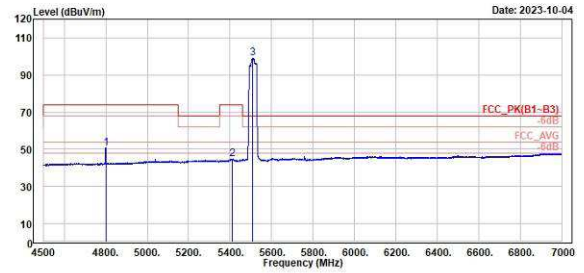
TUV Rheinland Taiwan Ltd.
No. 438-18, Sec 2, Fenliao, Linkou Dist., New Taipei City 244, Taiwan(R.O.C.)
Tel: +886-2172-1000 Fax: +886-2172-1322



Read	Limit	Over	APos	TPos	Remark	Pol/Phase	Note
Level	Line	Limit					
Factor							
dBuV	dB/m	dBuV/m	cm	deg			
1 4886.00	53.02	11.02	42.00	54.00	-0.98	142	177 Average Horizontal
2 5459.50	46.63	3.37	43.26	54.00	-7.37	142	177 Average Horizontal
3 * 5518.00	104.68	61.36	43.32	54.00	50.68	142	177 Average Horizontal



TUV Rheinland Taiwan Ltd.
No. 438-18, Sec 2, Fenliao, Linkou Dist., New Taipei City 244, Taiwan(R.O.C.)
Tel: +886-2172-1000 Fax: +886-2172-1322



Read	Limit	Over	APos	TPos	Remark	Pol/Phase	Note
Level	Line	Limit					
Factor							
dBuV	dB/m	dBuV/m	cm	deg			
1 4886.00	50.60	8.68	42.00	54.00	-3.40	142	178 Average Vertical
2 5411.50	44.81	1.59	43.22	54.00	-9.19	142	178 Average Vertical
3 * 5518.00	98.92	55.60	43.32	54.00	44.92	142	178 Average Vertical

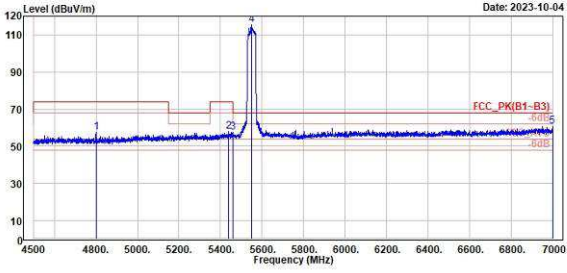
802.11ax HE40

CH 110 (Horizontal) Peak

CH 110 (Vertical) Peak



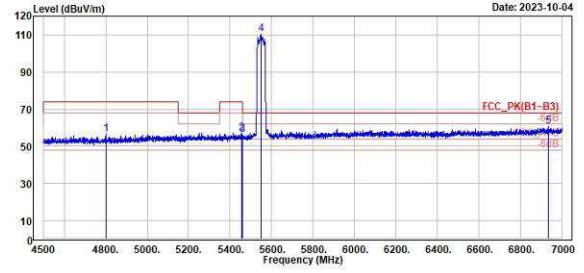
TÜV Rheinland Taiwan Ltd.
No. 438-18, Sec 2, Fenliao, Linkou Dist., New Taipei City 244, Taiwan(R.O.C.)
Tel: +886-2172-1000 Fax: +886-2172-1322



No.	Freq MHz	Level dBuV/m	Read Level dBuV	Factor	Limit Line dB/m	Over Limit dBuV/m	APos cm	TPos deg	Remark	Pol/Phase	Note
1	4886.00	57.44	15.44	42.00	74.00	-16.56	145	177	Peak	Horizontal	
2	5438.50	57.80	14.56	43.24	74.00	-16.20	145	177	Peak	Horizontal	
3	5466.50	57.33	14.67	43.26	68.20	-10.87	145	177	Peak	Horizontal	
4 *	5550.00	115.59	72.15	43.44	68.20	47.39	145	177	Peak	Horizontal	
5	6999.00	60.76	15.36	45.40	68.20	-7.44	145	177	Peak	Horizontal	



TÜV Rheinland Taiwan Ltd.
No. 438-18, Sec 2, Fenliao, Linkou Dist., New Taipei City 244, Taiwan(R.O.C.)
Tel: +886-2172-1000 Fax: +886-2172-1322



No.	Freq MHz	Level dBuV/m	Read Level dBuV	Factor	Limit Line dB/m	Over Limit dBuV/m	APos cm	TPos deg	Remark	Pol/Phase	Note
1	4886.00	56.76	14.76	42.00	74.00	-17.24	135	178	Peak	Vertical	
2	5454.00	57.08	13.82	43.26	74.00	-16.92	135	178	Peak	Vertical	
3	5461.00	56.10	12.84	43.26	68.20	-12.10	135	178	Peak	Vertical	
4 *	5550.00	110.22	66.78	43.44	68.20	42.02	135	178	Peak	Vertical	
5	6936.50	60.59	15.33	45.26	68.20	-7.61	135	178	Peak	Vertical	

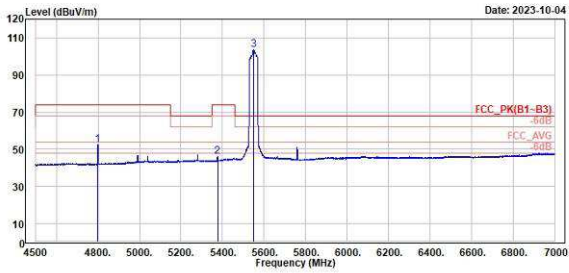
802.11ax HE40

CH 110 (Horizontal) Average

CH 110 (Vertical) Average



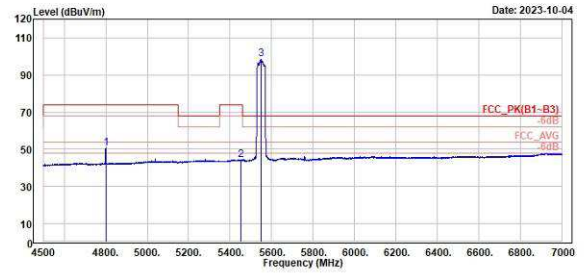
TUV Rheinland Taiwan Ltd.
No. 438-18, Sec 2, Fenliao, Linkou Dist., New Taipei City 244, Taiwan(R.O.C.)
Tel: +886-2172-1000 Fax: +886-2172-1322



Read	Limit	Over	APos	TPos	Remark	Pol/Phase	Note
Level	Line	Limit					
Factor							
dBuV	dB/m	dBuV/m	cm	deg			
1 4799.58	52.53	10.53	42.00	54.00	-1.47	145	177 Average Horizontal
2 5376.00	45.90	2.81	43.09	54.00	-8.10	145	177 Average Horizontal
3 * 5558.00	103.54	60.18	43.44	54.00	49.54	145	177 Average Horizontal



TUV Rheinland Taiwan Ltd.
No. 438-18, Sec 2, Fenliao, Linkou Dist., New Taipei City 244, Taiwan(R.O.C.)
Tel: +886-2172-1000 Fax: +886-2172-1322



Read	Limit	Over	APos	TPos	Remark	Pol/Phase	Note
Level	Line	Limit					
Factor							
dBuV	dB/m	dBuV/m	cm	deg			
1 4800.00	50.45	8.45	42.00	54.00	-3.55	135	178 Average Vertical
2 5451.50	44.43	1.18	43.25	54.00	-9.57	135	178 Average Vertical
3 * 5558.00	98.60	55.16	43.44	54.00	44.60	135	178 Average Vertical

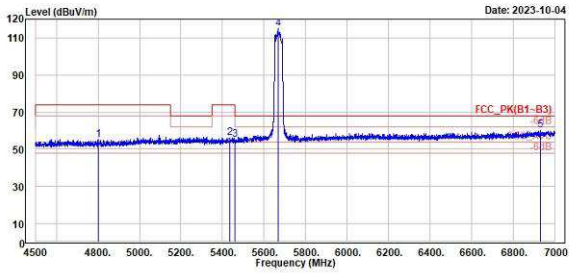
802.11ax HE40

CH 134 (Horizontal) Peak

CH 134 (Vertical) Peak



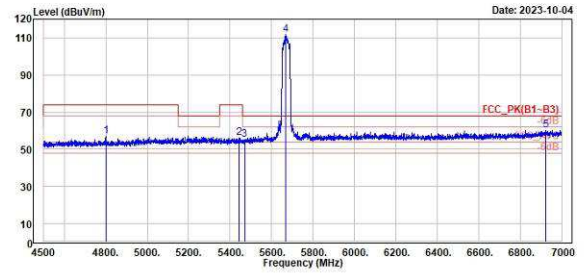
TUV Rheinland Taiwan Ltd.
No. 438-18, Sec 2, Fenliao, Linkou Dist., New Taipei City 244, Taiwan(R.O.C.)
Tel: +886-2172-1000 Fax: +886-2172-1322



No.	Freq	Level	Read		Limit		Over	APos	TPos	Remark	Pol/Phase	Note
			Level	Factor	Line	Limit						
	MHz	dBuV/m	dBuV	dB/m	dBuV/m	dB	cm	deg				
1	4800.00	55.00	13.00	42.00	74.00	-18.92	137	178	Peak	HORIZONTAL		
2	5435.00	56.30	13.06	43.24	74.00	-17.70	137	178	Peak	HORIZONTAL		
3	5461.00	55.02	11.76	43.26	68.20	-13.18	137	178	Peak	HORIZONTAL		
4 *	5670.00	134.83	71.31	43.52	68.20	46.63	137	178	Peak	HORIZONTAL		
5	6930.00	60.32	15.07	45.25	68.20	-7.88	137	178	Peak	HORIZONTAL		



TUV Rheinland Taiwan Ltd.
No. 438-18, Sec 2, Fenliao, Linkou Dist., New Taipei City 244, Taiwan(R.O.C.)
Tel: +886-2172-1000 Fax: +886-2172-1322



No.	Freq	Level	Read		Limit		Over	APos	TPos	Remark	Pol/Phase	Note
			Level	Factor	Line	Limit						
	MHz	dBuV/m	dBuV	dB/m	dBuV/m	dB	cm	deg				
1	4800.00	57.23	15.23	42.00	74.00	-16.77	128	179	Peak	Vertical		
2	5445.00	56.28	13.03	43.25	74.00	-17.72	128	179	Peak	Vertical		
3	5470.00	55.17	11.90	43.27	68.20	-13.03	128	179	Peak	Vertical		
4 *	5670.00	111.92	68.40	43.52	68.20	43.72	128	179	Peak	Vertical		
5	6924.50	60.35	15.10	45.25	68.20	-7.85	128	179	Peak	Vertical		

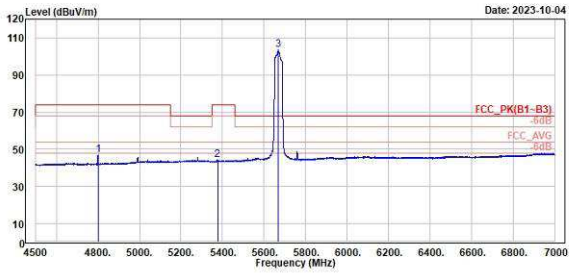
802.11ax HE40

CH 134 (Horizontal) Average

CH 134 (Vertical) Average



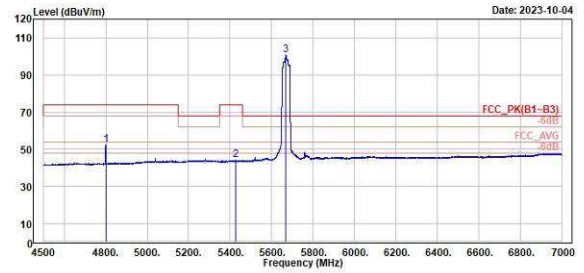
TUV Rheinland Taiwan Ltd.
No. 438-18, Sec 2, Fenliao, Linkou Dist., New Taipei City 244, Taiwan(R.O.C.)
Tel: +886-2172-1000 Fax: +886-2172-1322



1	2	3	Read Level	Factor	Limit Line	Over Limit	APos	TPos	Remark	Pol/Phase	Note
MHz	dBuV/m	dBuV	dB/m	dBuV/m	dB	cm	deg				
4880.00	47.07	5.07	42.00	54.00	-6.93	137	178	Average	HORIZONTAL		
5376.00	44.45	1.36	43.09	54.00	-9.55	137	178	Average	HORIZONTAL		
5678.00	103.48	59.96	43.52	54.00	49.48	137	178	Average	HORIZONTAL		



TUV Rheinland Taiwan Ltd.
No. 438-18, Sec 2, Fenliao, Linkou Dist., New Taipei City 244, Taiwan(R.O.C.)
Tel: +886-2172-1000 Fax: +886-2172-1322



1	2	3	Read Level	Factor	Limit Line	Over Limit	APos	TPos	Remark	Pol/Phase	Note
MHz	dBuV/m	dBuV	dB/m	dBuV/m	dB	cm	deg				
4880.00	52.46	10.46	42.00	54.00	-1.54	128	179	Average	Vertical		
5427.50	44.09	0.86	43.23	54.00	-9.91	128	179	Average	Vertical		
5678.00	100.08	57.36	43.52	54.00	46.88	128	179	Average	Vertical		

802.11ax HE80

CH 106 (Horizontal) Peak

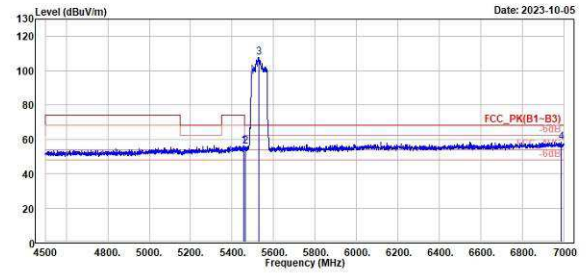
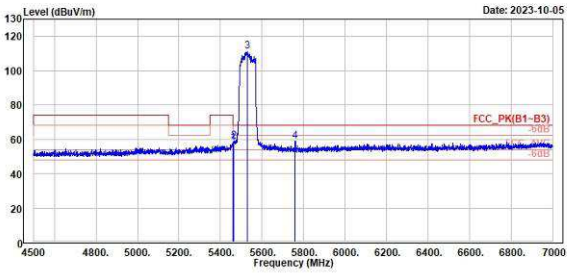
CH 106 (Vertical) Peak



TUV Rheinland Taiwan Ltd.
No. 438-18, Sec 2, Fenliao, Linkou Dist., New Taipei City 244, Taiwan(R.O.C.)
Tel: +886-2172-1000 Fax: +886-2172-1322



TUV Rheinland Taiwan Ltd.
No. 438-18, Sec 2, Fenliao, Linkou Dist., New Taipei City 244, Taiwan(R.O.C.)
Tel: +886-2172-1000 Fax: +886-2172-1322



	Freq	Level	Read		Limit		APos	TPos	Remark	Pol/Phase	Note
			Level	Factor	Line	Limit					
	MHz	dBuV/m	dBuV	dB/m	dBuV/m	dB	cm	deg			
1	5458.00	58.07	15.92	42.15	74.00	-15.93	142	175	Peak	Horizontal	
2	5462.00	59.03	16.85	42.18	68.20	-9.17	142	175	Peak	Horizontal	
3 *	5530.00	111.15	68.84	42.31	68.20	42.95	142	175	Peak	Horizontal	
4	5760.00	59.04	16.41	42.63	68.20	-9.16	142	175	Peak	Horizontal	

	Freq	Level	Read		Limit		APos	TPos	Remark	Pol/Phase	Note
			Level	Factor	Line	Limit					
	MHz	dBuV/m	dBuV	dB/m	dBuV/m	dB	cm	deg			
1	5454.00	56.16	14.02	42.14	74.00	-17.84	148	178	Peak	Vertical	
2	5463.50	55.79	13.61	42.18	68.20	-12.41	148	178	Peak	Vertical	
3 *	5530.00	107.74	65.43	42.31	68.20	39.54	148	178	Peak	Vertical	
4	6989.00	58.55	14.80	43.75	68.20	-9.65	148	178	Peak	Vertical	

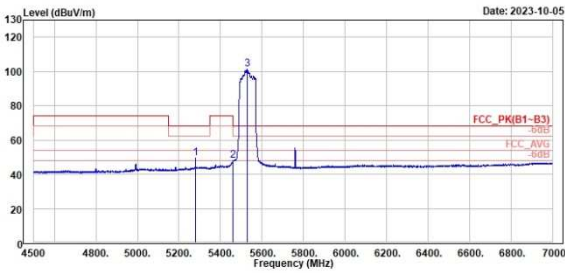
802.11ax HE80

CH 106 (Horizontal) Average

CH 106 (Vertical) Average



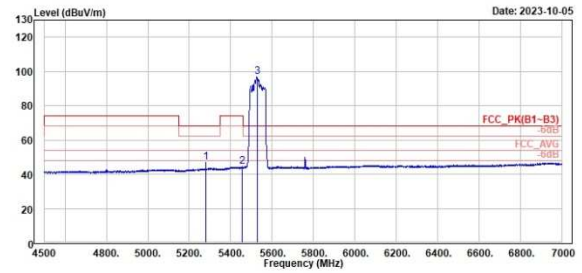
TÜV Rheinland Taiwan Ltd.
No. 438-18, Sec 2, Fenliang, Linkou Dist., New Taipei City 244, Taiwan(R.O.C.)
Tel: +886-2172-1000 Fax: +886-2172-1322



Peak	Freq (MHz)	Level (dBuV/m)	Read Level (dBuV)	Factor (dB/m)	Limit Line (dBuV/m)	Over Limit (dB)	APos (cm)	TPos (deg)	Remark	Pol/Phase	Note
1	5280.00	49.38	7.53	41.85	68.20	-18.82	142	175	Peak	Horizontal	
2	5457.00	47.00	5.63	42.17	54.00	-6.20	142	175	Average	Horizontal	
3 *	5538.00	101.38	58.99	42.31	54.00	47.38	142	175	Average	Horizontal	



TÜV Rheinland Taiwan Ltd.
No. 438-18, Sec 2, Fenliang, Linkou Dist., New Taipei City 244, Taiwan(R.O.C.)
Tel: +886-2172-1000 Fax: +886-2172-1322



Peak	Freq (MHz)	Level (dBuV/m)	Read Level (dBuV)	Factor (dB/m)	Limit Line (dBuV/m)	Over Limit (dB)	APos (cm)	TPos (deg)	Remark	Pol/Phase	Note
1	5280.00	47.20	5.35	41.85	68.20	-21.00	148	178	Peak	Vertical	
2	5457.00	44.25	2.10	42.15	54.00	-9.75	148	178	Average	Vertical	
3 *	5538.00	96.83	54.52	42.31	54.00	42.83	148	178	Average	Vertical	

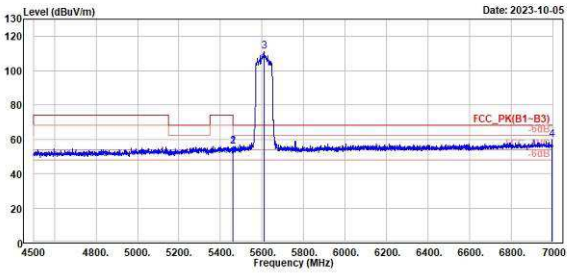
802.11ax HE80

CH 122 (Horizontal) Peak

CH 122 (Vertical) Peak



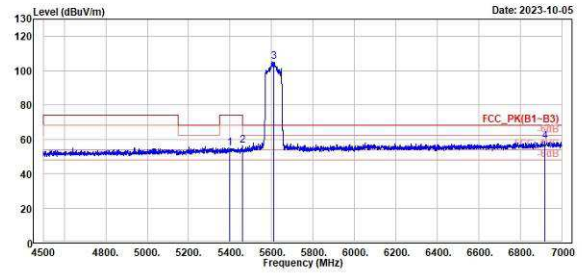
TUV Rheinland Taiwan Ltd.
No. 438-18, Sec 2, Fenliao, Linkou Dist., New Taipei City 244, Taiwan(R.O.C.)
Tel: +886-2172-1000 Fax: +886-2172-1322



	Read	Limit	Over	APos	TPos	Remark	Pol/Phase	Note
MHz	dBuV/m	dBuV	dB/m	dBuV/m	dB	cm	deg	
1	5469.00	55.83	13.66	42.17	68.20	-12.37	146	176 Peak Horizontal
2	5469.00	55.83	13.66	42.17	68.20	-12.37	146	176 Peak Horizontal
3 *	5618.00	111.28	69.82	42.26	68.20	43.08	146	176 Peak Horizontal
4	6996.50	59.65	15.90	43.75	68.20	-8.55	146	176 Peak Horizontal



TUV Rheinland Taiwan Ltd.
No. 438-18, Sec 2, Fenliao, Linkou Dist., New Taipei City 244, Taiwan(R.O.C.)
Tel: +886-2172-1000 Fax: +886-2172-1322



	Read	Limit	Over	APos	TPos	Remark	Pol/Phase	Note
MHz	dBuV/m	dBuV	dB/m	dBuV/m	dB	cm	deg	
1	5399.00	55.07	12.59	42.48	74.00	-18.93	140	181 Peak Vertical
2	5469.50	56.49	14.32	42.17	68.20	-11.71	140	181 Peak Vertical
3 *	5618.00	105.27	63.81	42.26	68.20	37.67	140	181 Peak Vertical
4	6920.50	58.75	15.02	43.73	68.20	-9.45	140	181 Peak Vertical

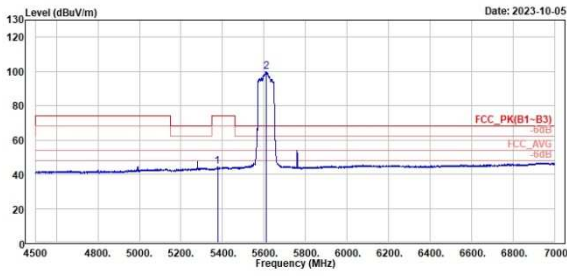
802.11ax HE80

CH 122 (Horizontal) Average

CH 122 (Vertical) Average



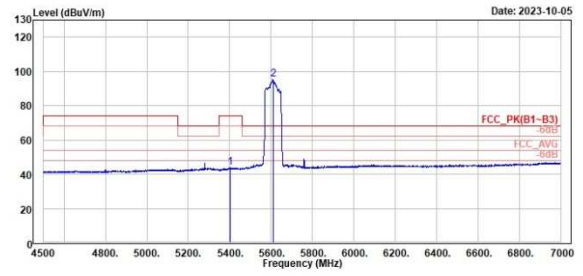
TÜV Rheinland Taiwan Ltd.
No. 458-18, Sec 2, Fenliao, Linkou Dist., New Taipei City 244, Taiwan(R.O.C.)
Tel: +886-2172-1000 Fax: +886-2172-1322



Peak	Freq (MHz)	Level (dBuV/m)	Read Level (dBuV)	Factor	Limit Line (dBuV/m)	Over Limit (dB)	APos (cm)	TPos (deg)	Remark	Pol/Phase	Note
1	5376.00	44.67	2.54	42.13	54.00	-9.33	146	176	Average	Horizontal	
2 *	5610.00	99.72	57.46	42.26	54.00	45.72	146	176	Average	Horizontal	



TÜV Rheinland Taiwan Ltd.
No. 458-18, Sec 2, Fenliao, Linkou Dist., New Taipei City 244, Taiwan(R.O.C.)
Tel: +886-2172-1000 Fax: +886-2172-1322



Peak	Freq (MHz)	Level (dBuV/m)	Read Level (dBuV)	Factor	Limit Line (dBuV/m)	Over Limit (dB)	APos (cm)	TPos (deg)	Remark	Pol/Phase	Note
1	5401.50	43.75	1.27	42.48	54.00	-10.25	140	181	Average	Vertical	
2 *	5610.00	95.21	52.95	42.26	54.00	41.21	140	181	Average	Vertical	