

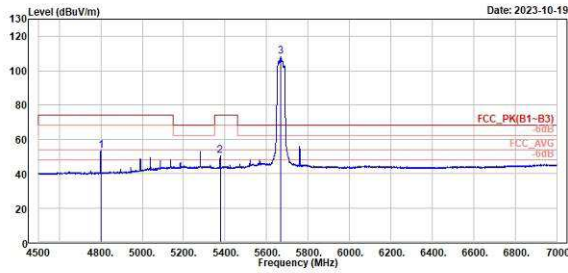
802.11ax HE40

CH 134 (Horizontal) Average

CH 134 (Vertical) Average



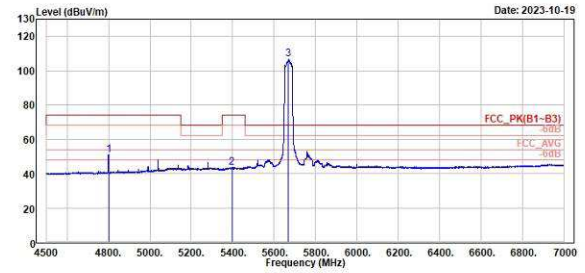
TÜV Rheinland Taiwan Ltd.
No. 458-18, Sec. 2, Fenfiao, Linkou Dist., New Taipei City 244, Taiwan(R.O.C.)
Tel: +886-2172-1000 Fax: +886-2172-1322



Read	Limit	Over	APos	TPos	Remark	Pol/Phase	Note
Level	Line	Limit					
Factor							
dBuV	dB/m	dBuV/m	cm	deg			
1 4880.00	53.30	12.30	41.00	54.00	-0.70	183	359 Average Horizontal
2 5376.00	50.24	8.11	42.13	54.00	-3.76	183	359 Average Horizontal
3 * 5670.00	100.28	65.86	42.42	54.00	54.28	183	359 Average Horizontal



TÜV Rheinland Taiwan Ltd.
No. 458-18, Sec. 2, Fenfiao, Linkou Dist., New Taipei City 244, Taiwan(R.O.C.)
Tel: +886-2172-1000 Fax: +886-2172-1322



Read	Limit	Over	APos	TPos	Remark	Pol/Phase	Note
Level	Line	Limit					
Factor							
dBuV	dB/m	dBuV/m	cm	deg			
1 4880.00	50.87	9.87	41.00	54.00	-3.13	192	359 Average Vertical
2 5396.50	43.51	1.07	42.44	54.00	-10.49	192	359 Average Vertical
3 * 5670.00	106.95	64.53	42.42	54.00	52.95	192	359 Average Vertical

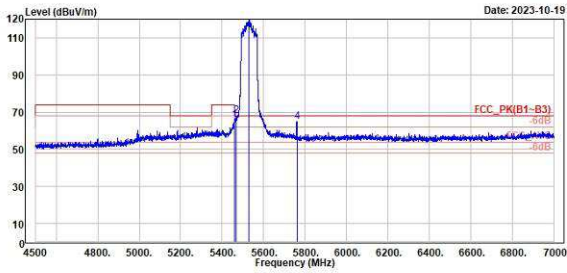
802.11ax HE80

CH 106 (Horizontal) Peak

CH 106 (Vertical) Peak



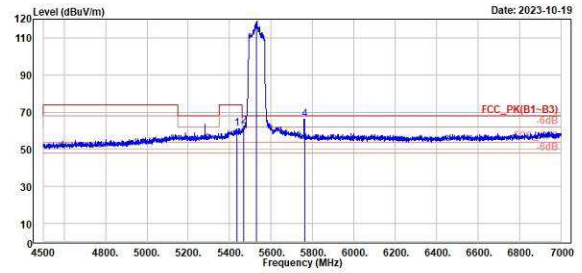
TÜV Rheinland Taiwan Ltd.
No. 458-18, Sec. 2, Fenfiao, Linkou Dist., New Taipei City 244, Taiwan(R.O.C.)
Tel: +886-2172-1000 Fax: +886-2172-1322



Peak	Freq (MHz)	Level (dBuV/m)	Read Level (dBuV)	Factor	Limit Line (dBuV/m)	Over Limit (dB)	APos (cm)	TPos (deg)	Remark	Pol/Phase	Note
1	5460.00	65.51	22.25	43.26	68.20	-2.69	182	360	Peak	Horizontal	
2	5469.50	67.83	24.56	43.27	68.20	-0.37	182	360	Peak	Horizontal	
3	5530.00	120.09	76.71	43.38	68.20	51.89	182	360	Peak	Horizontal	
4	5760.50	64.61	20.87	43.74	68.20	-3.59	182	360	Peak	Horizontal	



TÜV Rheinland Taiwan Ltd.
No. 458-18, Sec. 2, Fenfiao, Linkou Dist., New Taipei City 244, Taiwan(R.O.C.)
Tel: +886-2172-1000 Fax: +886-2172-1322



Peak	Freq (MHz)	Level (dBuV/m)	Read Level (dBuV)	Factor	Limit Line (dBuV/m)	Over Limit (dB)	APos (cm)	TPos (deg)	Remark	Pol/Phase	Note
1	5434.00	61.21	17.97	43.24	74.00	-12.79	182	360	Peak	Vertical	
2	5460.50	62.32	19.05	43.27	68.20	-5.88	182	360	Peak	Vertical	
3	5530.00	118.94	75.56	43.38	68.20	50.74	182	360	Peak	Vertical	
4	5760.50	66.32	22.58	43.74	68.20	-1.88	182	360	Peak	Vertical	

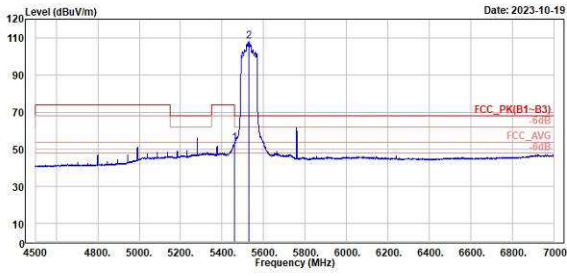
802.11ax HE80

CH 106 (Horizontal) Average

CH 106 (Vertical) Average



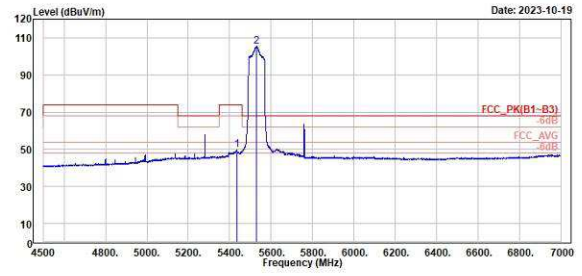
TÜV Rheinland Taiwan Ltd.
No. 458-18, Sec 2, Fenfiao, Linkou Dist., New Taipei City 244, Taiwan(R.O.C.)
Tel: +886-2172-1000 Fax: +886-2172-1322



Freq	Level	Read Level	Factor	Limit Line	Over Limit	APos	TPos	Remark	Pol/Phase	Note
MHz	dBuV/m	dBuV	dB/m	dBuV/m	dB	cm	deg			
1 5459.50	53.48	10.22	43.26	54.00	-0.52	182	360	Average	Horizontal	
2 * 5530.00	107.97	64.59	43.38	54.00	53.97	182	360	Average	Horizontal	



TÜV Rheinland Taiwan Ltd.
No. 458-18, Sec 2, Fenfiao, Linkou Dist., New Taipei City 244, Taiwan(R.O.C.)
Tel: +886-2172-1000 Fax: +886-2172-1322



Freq	Level	Read Level	Factor	Limit Line	Over Limit	APos	TPos	Remark	Pol/Phase	Note
MHz	dBuV/m	dBuV	dB/m	dBuV/m	dB	cm	deg			
1 5435.50	49.85	6.61	43.24	54.00	-4.15	182	360	Average	Vertical	
2 * 5530.00	105.54	62.16	43.38	54.00	51.54	182	360	Average	Vertical	

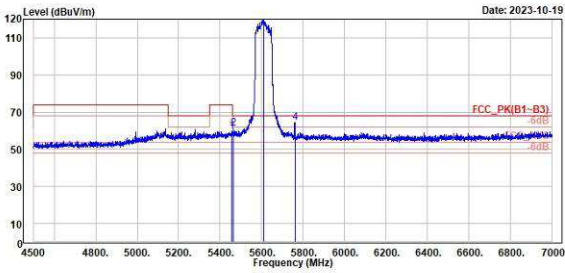
802.11ax HE80

CH 122 (Horizontal) Peak

CH 122 (Vertical) Peak



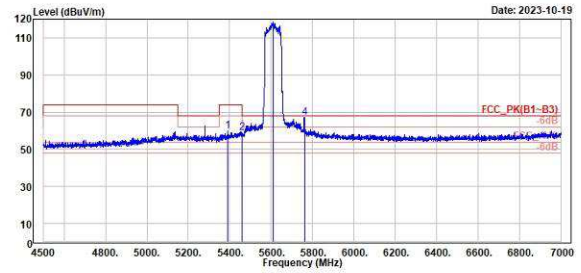
TÜV Rheinland Taiwan Ltd.
No. 458-18, Sec 2, Fenliao, Linkou Dist., New Taipei City 244, Taiwan(R.O.C.)
Tel: +886-2172-1000 Fax: +886-2172-1322



Peak	Freq (MHz)	Level (dBuV/m)	Read Level (dBuV)	Factor	Limit Line (dBuV/m)	Over Limit (dB)	APos (cm)	TPos (deg)	Remark	Pol/Phase	Note
1	5455.50	59.58	16.32	43.26	74.00	-14.42	185	360	Peak	Horizontal	
2	5465.50	60.93	17.66	43.27	68.20	-7.27	185	360	Peak	Horizontal	
3 *	5610.00	120.41	77.02	43.39	68.20	52.21	185	360	Peak	Horizontal	
4 !	5760.50	64.37	20.63	43.74	68.20	-3.83	185	360	Peak	Horizontal	



TÜV Rheinland Taiwan Ltd.
No. 458-18, Sec 2, Fenliao, Linkou Dist., New Taipei City 244, Taiwan(R.O.C.)
Tel: +886-2172-1000 Fax: +886-2172-1322



Peak	Freq (MHz)	Level (dBuV/m)	Read Level (dBuV)	Factor	Limit Line (dBuV/m)	Over Limit (dB)	APos (cm)	TPos (deg)	Remark	Pol/Phase	Note
1	5309.50	59.06	16.80	43.16	74.00	-14.04	185	360	Peak	Vertical	
2	5461.00	50.75	15.49	43.26	68.20	-9.45	185	360	Peak	Vertical	
3 *	5610.00	118.05	75.46	43.39	68.20	50.65	185	360	Peak	Vertical	
4 !	5760.50	67.14	23.40	43.74	68.20	-1.06	185	360	Peak	Vertical	

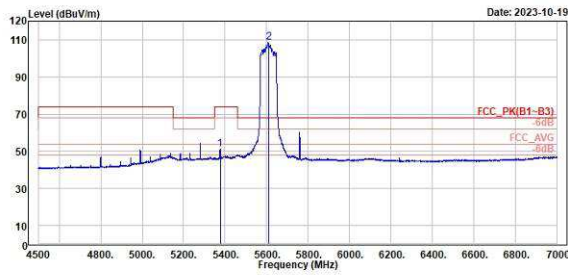
802.11ax HE80

CH 122 (Horizontal) Average

CH 122 (Vertical) Average



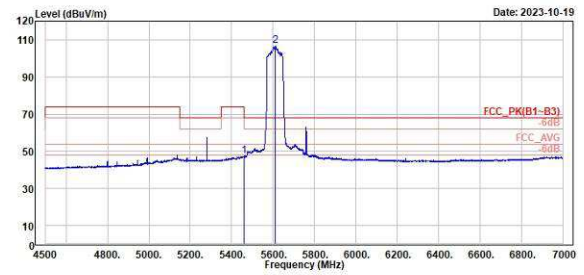
TUV Rheinland Taiwan Ltd.
No. 458-18, Sec 2, Fenfiao, Linkou Dist., New Taipei City 244, Taiwan(R.O.C.)
Tel: +886-2172-1000 Fax: +886-2172-1322



Freq	Level	Read	Limit	Over	APos	TPos	Remark	Pol/Phase	Note
MHz	dBuV/m	dBuV	dB/m	dBuV/m	dB	cm	deg		
1 5376.00	58.89	7.80	43.09	54.00	-3.11	185	360	Average	Horizontal
2 * 5610.00	108.77	63.38	43.39	54.00	54.77	185	360	Average	Horizontal



TUV Rheinland Taiwan Ltd.
No. 458-18, Sec 2, Fenfiao, Linkou Dist., New Taipei City 244, Taiwan(R.O.C.)
Tel: +886-2172-1000 Fax: +886-2172-1322



Freq	Level	Read	Limit	Over	APos	TPos	Remark	Pol/Phase	Note
MHz	dBuV/m	dBuV	dB/m	dBuV/m	dB	cm	deg		
1 5459.00	47.37	4.11	43.26	54.00	-6.63	185	360	Average	Vertical
2 * 5610.00	108.92	63.53	43.39	54.00	52.92	185	360	Average	Vertical

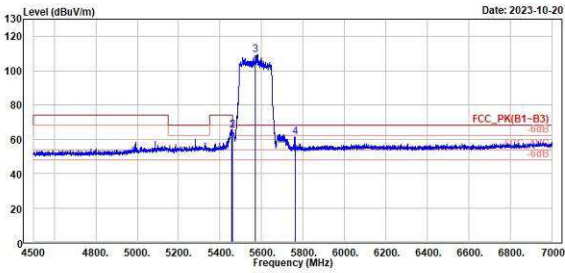
802.11ax HE160

CH 114 (Horizontal) Peak

CH 114 (Vertical) Peak



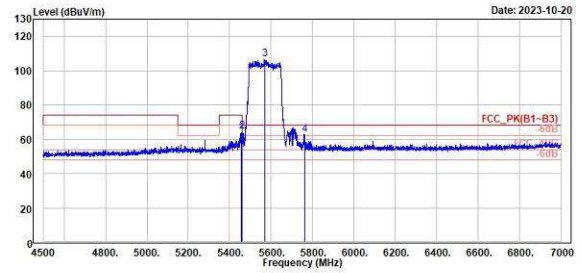
TÜV Rheinland Taiwan Ltd.
No. 458-18, Sec 2, Fenliao, Linkou Dist., New Taipei City 244, Taiwan(R.O.C.)
Tel: +886-2172-1000 Fax: +886-2172-1322



Peak	Freq (MHz)	Level (dBuV/m)	Read Level (dBuV)	Factor (dB/m)	Limit (dBuV/m)	Over Limit (dB)	APos (cm)	TPos (deg)	Remark	Pol/Phase	Note
1	5454.00	65.66	23.52	42.14	74.00	-8.34	192	360	Peak	Horizontal	
2	5460.00	65.32	23.15	42.17	68.20	-2.88	192	360	Peak	Horizontal	
3 *	5570.00	109.12	66.87	42.25	68.20	40.92	192	360	Peak	Horizontal	
4	5760.50	61.23	18.60	42.63	68.20	-6.97	192	360	Peak	Horizontal	



TÜV Rheinland Taiwan Ltd.
No. 458-18, Sec 2, Fenliao, Linkou Dist., New Taipei City 244, Taiwan(R.O.C.)
Tel: +886-2172-1000 Fax: +886-2172-1322



Peak	Freq (MHz)	Level (dBuV/m)	Read Level (dBuV)	Factor (dB/m)	Limit (dBuV/m)	Over Limit (dB)	APos (cm)	TPos (deg)	Remark	Pol/Phase	Note
1	5456.50	63.69	21.54	42.15	74.00	-10.31	185	358	Peak	Vertical	
2	5461.50	64.56	22.38	42.18	68.20	-3.64	185	358	Peak	Vertical	
3 *	5570.00	106.78	64.53	42.25	68.20	38.58	185	358	Peak	Vertical	
4	5760.50	62.65	20.02	42.63	68.20	-5.55	185	358	Peak	Vertical	

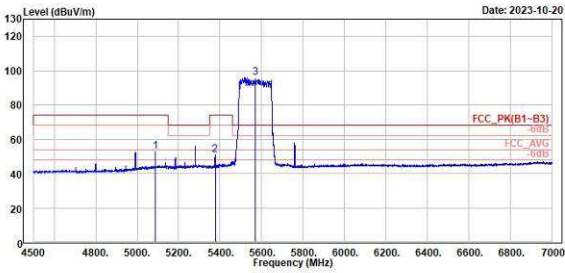
802.11ax HE160

CH 114 (Horizontal) Average

CH 114 (Vertical) Average



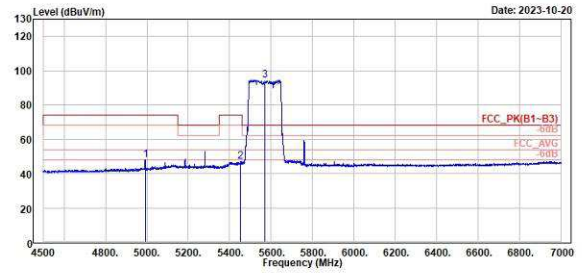
TÜV Rheinland Taiwan Ltd.
No. 458-18, Sec 2, Fenfiao, Linkou Dist., New Taipei City 244, Taiwan(R.O.C.)
Tel: +886-2172-1000 Fax: +886-2172-1322



Freq	Level	Read Level	Factor	Limit Line	Over Limit	APos	TPos	Remark	Pol/Phase	Note
MHz	dBuV/m	dBuV	dB/m	dBuV/m	dB	cm	deg			
1 5088.00	52.67	11.38	41.29	54.00	-1.33	192	360	Average	Horizontal	
2 5376.00	51.00	8.87	42.13	54.00	-3.00	192	360	Average	Horizontal	
3 * 5576.00	95.98	53.73	42.25	54.00	41.98	192	360	Average	Horizontal	



TÜV Rheinland Taiwan Ltd.
No. 458-18, Sec 2, Fenfiao, Linkou Dist., New Taipei City 244, Taiwan(R.O.C.)
Tel: +886-2172-1000 Fax: +886-2172-1322



Freq	Level	Read Level	Factor	Limit Line	Over Limit	APos	TPos	Remark	Pol/Phase	Note
MHz	dBuV/m	dBuV	dB/m	dBuV/m	dB	cm	deg			
1 4992.00	48.05	6.92	41.13	54.00	-5.95	185	358	Average	Vertical	
2 5451.50	47.11	-4.98	42.13	54.00	-6.89	185	358	Average	Vertical	
3 * 5576.00	94.62	52.37	42.25	54.00	40.62	185	358	Average	Vertical	

Mask, 5.725GHz ~ 5.85GHz
U-NII-3

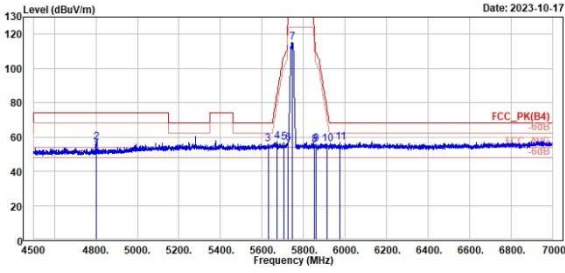
802.11a

CH 149 (Horizontal) Peak

CH 149 (Vertical) Peak



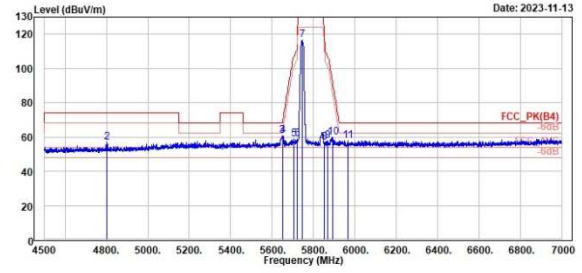
TÜV Rheinland Taiwan Ltd.
No. 438-18, Sec 2, Fenhiao, Linkou Dist., New Taipei City 244, Taiwan(R.O.C.)
Tel: +886-2172-1000 Fax: +886-2172-1322



1	2	3	4	5	6	7	8	9	10	11
Freq	Level	Read	Limit	Over	APos	TPos	Remark	Pol/Phase	Note	
MHz	dBuV/m	dBuV	dB/m	dBuV/m	dB	cm	deg			
1	4800.00	52.26	11.26	41.00	54.00	-1.74	172	354 Average	Horizontal	
2	4800.00	56.74	15.74	41.00	74.00	-17.26	172	354 Peak	Horizontal	
3	5629.50	55.90	13.55	42.35	68.20	-12.30	172	354 Peak	Horizontal	
4	5671.00	57.18	14.76	42.42	83.78	-26.60	172	354 Peak	Horizontal	
5	5785.00	56.72	14.32	42.40	106.60	-49.88	172	354 Peak	Horizontal	
6	5725.00	56.35	13.86	42.49	130.00	-73.65	172	354 Peak	Horizontal	
7	5745.00	115.26	72.68	42.58	130.00	-14.74	172	354 Peak	Horizontal	
8	5851.00	55.40	12.73	42.67	126.16	-70.76	172	354 Peak	Horizontal	
9	5860.00	55.92	13.25	42.67	109.40	-53.48	172	354 Peak	Horizontal	
10	5912.00	56.03	13.27	42.76	77.79	-21.76	172	354 Peak	Horizontal	
11	5976.50	56.64	13.64	43.00	68.20	-11.56	172	354 Peak	Horizontal	



TÜV Rheinland Taiwan Ltd.
No. 438-18, Sec 2, Fenhiao, Linkou Dist., New Taipei City 244, Taiwan(R.O.C.)
Tel: +886-2172-1000 Fax: +886-2172-1322



1	2	3	4	5	6	7	8	9	10	11
Freq	Level	Read	Limit	Over	APos	TPos	Remark	Pol/Phase	Note	
MHz	dBuV/m	dBuV	dB/m	dBuV/m	dB	cm	deg			
1	4800.50	49.90	8.90	41.00	54.00	-4.10	176	356 Average	Vertical	
2	4800.50	56.75	15.75	41.00	74.00	-17.25	176	356 Peak	Vertical	
3	5650.00	60.56	18.12	42.44	68.20	-7.64	176	356 Peak	Vertical	
4	5650.50	60.71	18.27	42.44	68.57	-7.86	176	356 Peak	Vertical	
5	5704.50	59.00	16.60	42.40	106.46	-47.46	176	356 Peak	Vertical	
6	5720.50	58.76	16.29	42.47	112.72	-53.96	176	356 Peak	Vertical	
7	5745.00	116.80	74.22	42.58	130.00	-13.20	176	356 Peak	Vertical	
8	5852.50	56.72	14.05	42.67	120.40	-63.68	176	356 Peak	Vertical	
9	5869.50	57.72	15.04	42.68	106.74	-49.02	176	356 Peak	Vertical	
10	5891.50	59.83	17.14	42.69	92.96	-33.13	176	356 Peak	Vertical	
11	5965.00	57.79	14.82	42.97	68.20	-10.41	176	356 Peak	Vertical	

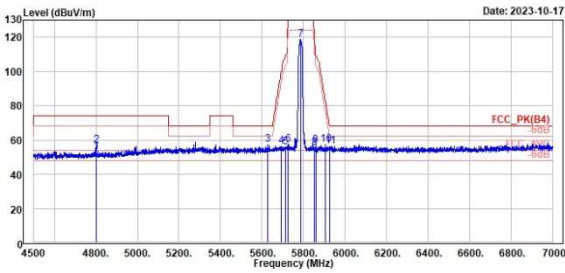
802.11a

CH 157 (Horizontal) Peak

CH 157 (Vertical) Peak



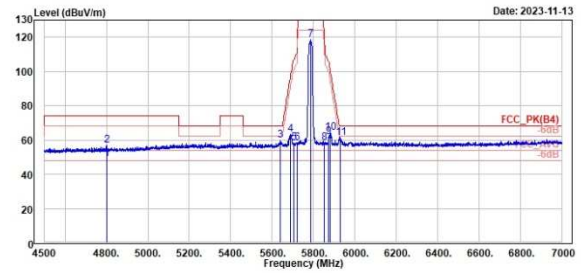
TÜV Rheinland Taiwan Ltd.
No. 438-18, Sec 2, Fenliao, Linkou Dist., New Taipei City 244, Taiwan(R.O.C.)
Tel: +886-2172-1000 Fax: +886-2172-1322



1	2	3	4	5	6	7	8	9	10	11
11	12	13	14	15	16	17	18	19	20	21
Freq	Level	Read	Limit	Over	APos	TPos	Remark	Pol/Phase	Note	
MHz	dBuV/m	dBuV	dB/m	dBuV/m	dB	cm	deg			
1	4800.00	52.80	11.80	41.00	54.00	-1.20	166	354 Average	Horizontal	
2	4800.00	55.74	15.74	41.00	74.00	-17.26	166	354 Peak	Horizontal	
3	5626.00	57.25	14.92	42.33	68.20	-10.95	166	354 Peak	Horizontal	
4	5694.50	56.30	13.92	42.38	101.15	-44.85	166	354 Peak	Horizontal	
5	5711.50	55.98	13.55	42.43	108.42	-52.44	166	354 Peak	Horizontal	
6	5724.00	57.51	15.02	42.49	126.16	-68.65	166	354 Peak	Horizontal	
7	5785.00	118.79	76.09	42.70	130.00	-11.21	166	354 Peak	Horizontal	
8	5858.50	55.46	12.79	42.67	128.08	-72.62	166	354 Peak	Horizontal	
9	5858.50	56.89	14.22	42.67	109.82	-52.93	166	354 Peak	Horizontal	
10	5906.50	57.12	14.39	42.73	81.85	-24.73	166	354 Peak	Horizontal	
11	5927.50	56.44	13.61	42.83	68.20	-11.76	166	354 Peak	Horizontal	



TÜV Rheinland Taiwan Ltd.
No. 438-18, Sec 2, Fenliao, Linkou Dist., New Taipei City 244, Taiwan(R.O.C.)
Tel: +886-2172-1000 Fax: +886-2172-1322



1	2	3	4	5	6	7	8	9	10	11
12	13	14	15	16	17	18	19	20	21	22
Freq	Level	Read	Limit	Over	APos	TPos	Remark	Pol/Phase	Note	
MHz	dBuV/m	dBuV	dB/m	dBuV/m	dB	cm	deg			
1	4800.00	49.00	8.00	41.00	54.00	-5.00	176	357 Average	Vertical	
2	4800.00	56.82	15.82	41.00	74.00	-17.18	176	357 Peak	Vertical	
3	5640.50	59.76	17.36	42.40	68.20	-8.44	176	357 Peak	Vertical	
4	5688.50	63.05	20.66	42.39	96.72	-33.67	176	357 Peak	Vertical	
5	5706.50	58.55	16.14	42.41	107.02	-48.47	176	357 Peak	Vertical	
6	5720.00	58.38	15.91	42.47	110.00	-52.42	176	357 Peak	Vertical	
7	5785.00	118.62	75.92	42.70	130.00	-11.38	176	357 Peak	Vertical	
8	5851.00	58.29	15.62	42.67	126.16	-67.87	176	357 Peak	Vertical	
9	5874.00	61.76	19.08	42.68	105.48	-43.72	176	357 Peak	Vertical	
10	5880.00	64.41	21.72	42.69	101.49	-37.08	176	357 Peak	Vertical	
11	5931.50	61.28	18.43	42.85	68.20	-6.92	176	357 Peak	Vertical	

802.11a

CH 165 (Horizontal) Peak

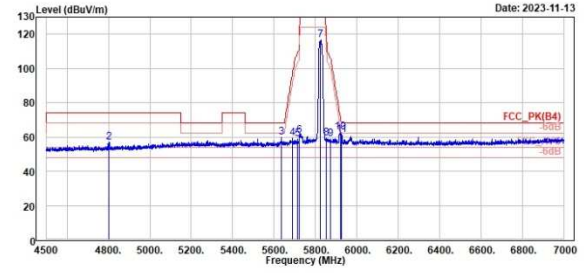
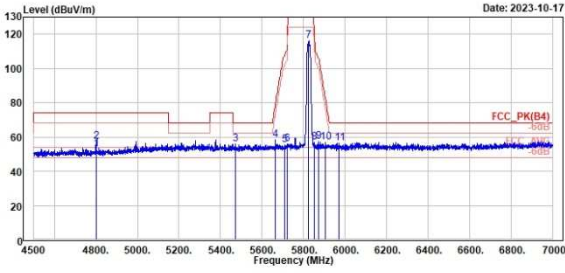
CH 165 (Vertical) Peak



TÜV Rheinland Taiwan Ltd.
No. 438-18, Sec 2, Fenliao, Linkou Dist., New Taipei City 244, Taiwan(R.O.C.)
Tel: +886-2172-1000 Fax: +886-2172-1322



TÜV Rheinland Taiwan Ltd.
No. 438-18, Sec 2, Fenliao, Linkou Dist., New Taipei City 244, Taiwan(R.O.C.)
Tel: +886-2172-1000 Fax: +886-2172-1322



Item	Freq MHz	Level dBuV/m	Read Level Factor	Limit Line	Over Limit	APos	TPos	Remark	Pol/Phase	Note
	MHz	dBuV/m	dBuV	dB/m	dBuV/m	dB	cm	deg		
1	4800.00	52.83	11.83	41.00	54.00	-1.17	169	354 Average	Horizontal	
2	4800.00	57.14	16.14	41.00	74.00	-16.86	169	354 Peak	Horizontal	
3	5472.50	55.88	13.66	42.22	68.20	-12.32	169	354 Peak	Horizontal	
4	5664.00	58.10	15.68	42.42	78.59	-20.49	169	354 Peak	Horizontal	
5	5711.00	55.47	13.05	42.42	108.28	-52.81	169	354 Peak	Horizontal	
6	5722.00	55.88	13.40	42.48	118.48	-62.60	169	354 Peak	Horizontal	
7	5825.00	116.02	73.32	42.70	130.99	-13.98	169	354 Peak	Horizontal	
8	5851.50	56.68	14.01	42.67	124.24	-67.56	169	354 Peak	Horizontal	
9	5874.00	57.23	14.55	42.68	105.48	-48.25	169	354 Peak	Horizontal	
10	5985.50	56.97	14.25	42.72	82.59	-25.62	169	354 Peak	Horizontal	
11	5971.50	56.28	13.30	42.98	68.20	-11.92	169	354 Peak	Horizontal	

Item	Freq MHz	Level dBuV/m	Read Level Factor	Limit Line	Over Limit	APos	TPos	Remark	Pol/Phase	Note
	MHz	dBuV/m	dBuV	dB/m	dBuV/m	dB	cm	deg		
1	4800.50	50.86	9.86	41.00	54.00	-3.14	176	357 Average	Vertical	
2	4800.50	56.97	15.97	41.00	74.00	-17.03	176	357 Peak	Vertical	
3	5634.50	59.78	17.41	42.37	68.20	-8.42	176	357 Peak	Vertical	
4	5688.00	59.30	16.91	42.39	96.35	-37.05	176	357 Peak	Vertical	
5	5711.50	58.66	16.23	42.43	108.42	-49.76	176	357 Peak	Vertical	
6	5723.00	60.94	18.46	42.48	122.32	-61.38	176	357 Peak	Vertical	
7	5825.00	116.80	74.10	42.70	130.00	-13.20	176	357 Peak	Vertical	
8	5851.00	59.15	16.48	42.67	126.16	-67.01	176	357 Peak	Vertical	
9	5873.50	58.61	15.93	42.68	105.62	-47.01	176	357 Peak	Vertical	
10	5920.00	62.60	19.81	42.79	71.89	-9.29	176	357 Peak	Vertical	
11	5925.00	61.35	18.54	42.81	68.20	-6.85	176	357 Peak	Vertical	

802.11ax HE20

CH 149 (Horizontal) Peak

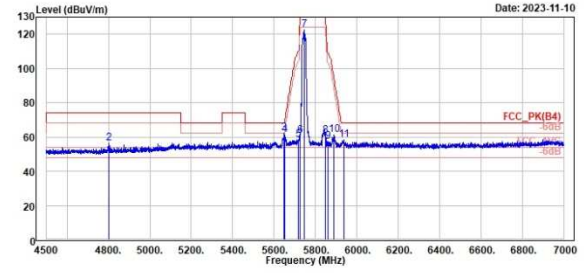
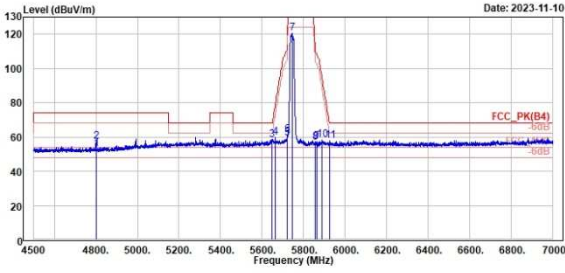
CH 149 (Vertical) Peak



TÜV Rheinland Taiwan Ltd.
No. 438-18, Sec 2, Fenliao, Linkou Dist., New Taipei City 244, Taiwan(R.O.C.)
Tel.: +886-2172-1000 Fax: +886-2172-1322



TÜV Rheinland Taiwan Ltd.
No. 438-18, Sec 2, Fenliao, Linkou Dist., New Taipei City 244, Taiwan(R.O.C.)
Tel.: +886-2172-1000 Fax: +886-2172-1322



Item	Freq	Level	Read	Limit	Over	APos	TPos	Remark	Pol/Phase	Note
	MHz	dBuV/m	dBuV	dB/m	dBuV/m	dB	cm	deg		
1	4800.00	52.91	11.91	41.00	54.00	-1.09	166	355 Average	Horizontal	
2	4800.00	57.36	16.36	41.00	74.00	-16.64	166	355 Peak	Horizontal	
3	5648.50	58.55	16.12	42.43	68.20	-9.65	166	355 Peak	Horizontal	
4	5664.00	60.06	17.64	42.42	78.59	-18.53	166	355 Peak	Horizontal	
5	5720.00	59.18	16.71	42.47	110.00	-51.62	166	355 Peak	Horizontal	
6	5723.00	61.41	18.93	42.48	122.32	-60.91	166	355 Peak	Horizontal	
7	5745.00	120.63	78.05	42.58	130.00	-9.37	166	355 Peak	Horizontal	
8	5854.50	56.85	14.18	42.67	112.72	-55.87	166	355 Peak	Horizontal	
9	5862.50	57.55	14.88	42.67	108.70	-51.15	166	355 Peak	Horizontal	
10	5888.50	58.10	15.41	42.69	95.18	-37.08	166	355 Peak	Horizontal	
11	5927.50	57.97	15.14	42.83	68.20	-18.23	166	355 Peak	Horizontal	

Item	Freq	Level	Read	Limit	Over	APos	TPos	Remark	Pol/Phase	Note
	MHz	dBuV/m	dBuV	dB/m	dBuV/m	dB	cm	deg		
1	4800.00	48.74	7.74	41.00	54.00	-5.26	176	356 Average	Vertical	
2	4800.00	56.36	15.36	41.00	74.00	-17.64	176	356 Peak	Vertical	
3	5649.00	62.44	20.00	42.44	68.20	-5.76	176	356 Peak	Vertical	
4	5650.50	61.14	18.70	42.44	68.57	-7.43	176	356 Peak	Vertical	
5	5719.00	58.48	16.01	42.47	110.52	-52.04	176	356 Peak	Vertical	
6	5724.00	60.90	18.41	42.49	126.16	-65.26	176	356 Peak	Vertical	
7	5745.00	122.61	80.03	42.58	130.00	-7.39	176	356 Peak	Vertical	
8	5850.00	60.66	17.99	42.67	130.00	-69.34	176	356 Peak	Vertical	
9	5862.00	57.34	14.67	42.67	108.04	-51.50	176	356 Peak	Vertical	
10	5890.00	61.37	18.68	42.69	94.07	-32.70	176	356 Peak	Vertical	
11	5930.00	58.32	15.45	42.87	68.20	-9.88	176	356 Peak	Vertical	

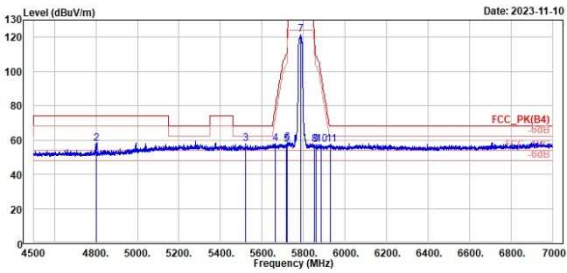
802.11ax HE20

CH 157 (Horizontal) Peak

CH 157 (Vertical) Peak



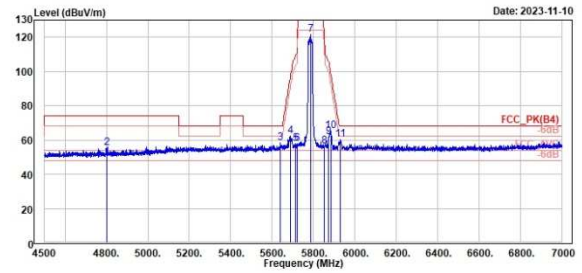
TÜV Rheinland Taiwan Ltd.
No. 438-18, Sec 2, Feniiao, Linkou Dist., New Taipei City 244, Taiwan(R.O.C.)
Tel: +886-2172-1000 Fax: +886-2172-1322



Item	Freq MHz	Level dBuV/m	Read Level Factor	Limit Line	Over Limit	APos cm	TPos deg	Remark	Pol/Phase	Note
1	4800.00	52.42	11.42	41.00	54.00	-1.58	170	357 Average	Horizontal	
2	4800.00	57.73	16.73	41.00	74.00	-16.27	170	357 Peak	Horizontal	
3	5520.50	57.82	15.50	42.32	68.20	-10.38	170	357 Peak	Horizontal	
4	5664.50	57.98	15.56	42.42	78.96	-20.98	170	357 Peak	Horizontal	
5	5716.50	57.28	14.83	42.45	109.82	-52.54	170	357 Peak	Horizontal	
6	5722.00	58.44	15.96	42.48	118.48	-60.04	170	357 Peak	Horizontal	
7	5785.00	121.39	78.69	42.70	130.00	-8.61	170	357 Peak	Horizontal	
8	5851.00	57.19	14.52	42.67	126.16	-68.97	170	357 Peak	Horizontal	
9	5859.50	57.44	14.77	42.69	108.52	-52.10	170	357 Peak	Horizontal	
10	5884.00	57.40	14.71	42.69	98.52	-41.12	170	357 Peak	Horizontal	
11	5931.50	57.30	14.45	42.85	68.20	-18.90	170	357 Peak	Horizontal	



TÜV Rheinland Taiwan Ltd.
No. 438-18, Sec 2, Feniiao, Linkou Dist., New Taipei City 244, Taiwan(R.O.C.)
Tel: +886-2172-1000 Fax: +886-2172-1322



Item	Freq MHz	Level dBuV/m	Read Level Factor	Limit Line	Over Limit	APos cm	TPos deg	Remark	Pol/Phase	Note
1	4800.00	49.84	8.84	41.00	54.00	-4.16	176	354 Average	Vertical	
2	4800.00	55.36	14.36	41.00	74.00	-16.64	176	354 Peak	Vertical	
3	5641.00	58.29	15.89	42.40	68.20	-9.91	176	354 Peak	Vertical	
4	5688.50	62.05	19.66	42.39	96.72	-34.67	176	354 Peak	Vertical	
5	5712.50	57.73	15.30	42.43	108.70	-50.97	176	354 Peak	Vertical	
6	5723.00	57.67	15.19	42.48	122.32	-64.65	176	354 Peak	Vertical	
7	5785.00	121.68	78.98	42.70	130.00	-8.32	176	354 Peak	Vertical	
8	5854.00	56.26	13.59	42.67	114.64	-58.38	176	354 Peak	Vertical	
9	5874.50	61.96	19.28	42.68	105.34	-43.38	176	354 Peak	Vertical	
10	5883.00	65.36	22.67	42.69	99.26	-33.90	176	354 Peak	Vertical	
11	5930.00	60.43	17.59	42.84	68.20	-7.77	176	354 Peak	Vertical	

802.11ax HE20

CH 165 (Horizontal) Peak

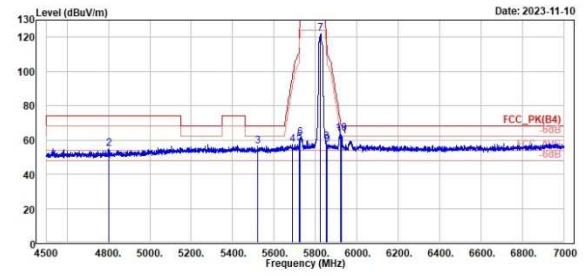
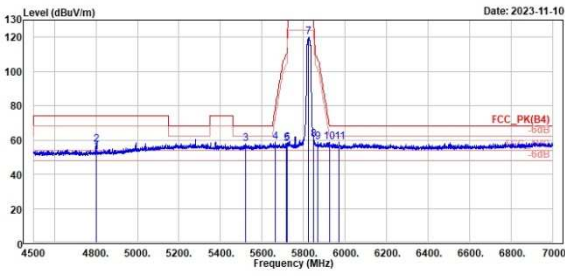
CH 165 (Vertical) Peak



TÜV Rheinland Taiwan Ltd.
No. 438-18, Sec 2, Fenliao, Linkou Dist., New Taipei City 244, Taiwan(R.O.C.)
Tel: +886-2172-1000 Fax: +886-2172-1322



TÜV Rheinland Taiwan Ltd.
No. 438-18, Sec 2, Fenliao, Linkou Dist., New Taipei City 244, Taiwan(R.O.C.)
Tel: +886-2172-1000 Fax: +886-2172-1322



1	2	3	4	5	6	7	8	9	10	11
Freq	Level	Read	Limit	Over	APos	TPos	Remark	Pol/Phase	Note	
MHz	dBuV/m	dBuV	dB/m	dBuV/m	dB	cm	deg			
1	4800.00	52.71	11.71	41.00	54.00	-1.29	172	356 Average	Horizontal	
2	4800.00	57.58	16.58	41.00	74.00	-16.42	172	356 Peak	Horizontal	
3	5520.00	57.92	15.60	42.32	68.20	-10.28	172	356 Peak	Horizontal	
4	5664.00	58.60	16.18	42.42	78.59	-19.99	172	356 Peak	Horizontal	
5	5719.00	58.03	15.56	42.47	110.52	-52.49	172	356 Peak	Horizontal	
6	5723.00	58.37	15.89	42.48	122.32	-63.95	172	356 Peak	Horizontal	
7	5825.00	120.25	77.55	42.70	130.00	-9.75	172	356 Peak	Horizontal	
8	5856.00	60.48	17.81	42.67	130.00	-69.52	172	356 Peak	Horizontal	
9	5868.50	58.68	16.00	42.68	107.02	-48.34	172	356 Peak	Horizontal	
10	5924.00	58.99	16.18	42.81	68.94	-9.95	172	356 Peak	Horizontal	
11	5972.00	58.73	15.75	42.98	68.20	-9.47	172	356 Peak	Horizontal	

1	2	3	4	5	6	7	8	9	10	11
Freq	Level	Read	Limit	Over	APos	TPos	Remark	Pol/Phase	Note	
MHz	dBuV/m	dBuV	dB/m	dBuV/m	dB	cm	deg			
1	4800.00	48.03	7.03	41.00	54.00	-5.97	180	353 Average	Vertical	
2	4800.00	54.79	13.79	41.00	74.00	-19.21	180	353 Peak	Vertical	
3	5520.50	56.56	14.24	42.32	68.20	-11.64	180	353 Peak	Vertical	
4	5687.00	57.47	15.07	42.40	95.61	-38.14	180	353 Peak	Vertical	
5	5720.00	58.14	15.67	42.47	110.80	-52.66	180	353 Peak	Vertical	
6	5725.00	61.33	18.84	42.49	130.00	-68.67	180	353 Peak	Vertical	
7	5825.00	122.09	79.39	42.70	130.00	-7.91	180	353 Peak	Vertical	
8	5851.50	58.68	16.01	42.67	124.24	-65.56	180	353 Peak	Vertical	
9	5857.00	57.22	14.55	42.67	110.24	-53.02	180	353 Peak	Vertical	
10	5921.50	63.54	20.74	42.80	70.78	-7.24	180	353 Peak	Vertical	
11	5925.50	62.22	19.41	42.81	68.20	-5.98	180	353 Peak	Vertical	

802.11ax HE40

CH 151 (Horizontal) Peak

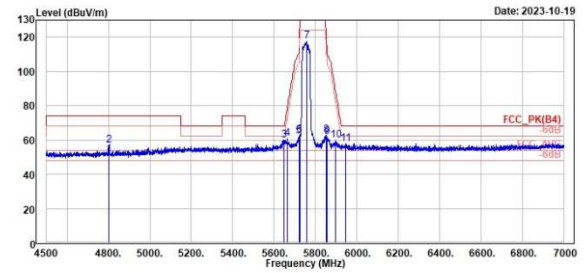
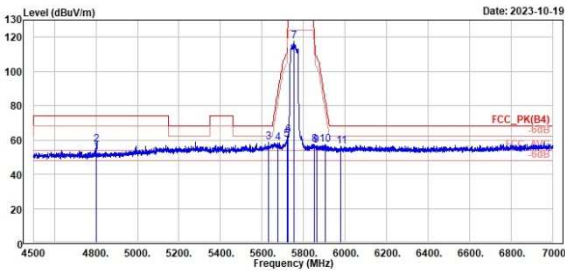
CH 151 (Vertical) Peak



TUV Rheinland Taiwan Ltd.
No. 438-18, Sec 2, Fenhiao, Linkou Dist., New Taipei City 244, Taiwan(R.O.C.)
Tel.: +886-2172-1000 Fax: +886-2172-1322



TUV Rheinland Taiwan Ltd.
No. 438-18, Sec 2, Fenhiao, Linkou Dist., New Taipei City 244, Taiwan(R.O.C.)
Tel.: +886-2172-1000 Fax: +886-2172-1322



!	Freq	Level	Read	Limit	Over	APos	TPos	Remark	Pol/Phase	Note
	MHz	dBuV/m	dBuV	dB/m	dBuV/m	dB	cm	deg		
1	4800.50	53.07	12.07	41.00	54.00	-0.93	179	360 Average	Horizontal	
2	4800.50	57.30	16.30	41.00	74.00	-16.70	179	360 Peak	Horizontal	
3	5631.50	58.65	16.29	42.36	68.20	-9.55	179	360 Peak	Horizontal	
4	5675.00	58.33	15.92	42.41	66.74	-8.41	179	360 Peak	Horizontal	
5	5719.50	60.19	17.72	42.47	110.66	-50.47	179	360 Peak	Horizontal	
6	5725.00	62.74	20.25	42.49	130.00	-67.26	179	360 Peak	Horizontal	
7	5754.00	117.72	75.10	42.62	130.00	-12.28	179	360 Peak	Horizontal	
8	5850.50	57.42	14.75	42.67	128.00	-70.66	179	360 Peak	Horizontal	
9	5862.50	56.62	13.95	42.67	108.70	-52.08	179	360 Peak	Horizontal	
10	5903.50	57.43	14.72	42.71	84.07	-26.64	179	360 Peak	Horizontal	
11	5900.00	56.25	13.24	43.01	68.20	-11.95	179	360 Peak	Horizontal	

!	Freq	Level	Read	Limit	Over	APos	TPos	Remark	Pol/Phase	Note
	MHz	dBuV/m	dBuV	dB/m	dBuV/m	dB	cm	deg		
1	4800.00	51.30	10.30	41.00	54.00	-2.70	194	358 Average	Vertical	
2	4800.00	56.81	15.81	41.00	74.00	-17.19	194	358 Peak	Vertical	
3	5649.50	59.83	17.39	42.44	68.20	-8.37	194	358 Peak	Vertical	
4	5664.00	60.81	18.39	42.42	78.59	-17.78	194	358 Peak	Vertical	
5	5719.50	62.14	19.67	42.47	110.66	-48.52	194	358 Peak	Vertical	
6	5725.50	62.77	20.29	42.40	124.24	-61.47	194	358 Peak	Vertical	
7	5757.00	117.63	75.01	42.62	130.00	-12.37	194	358 Peak	Vertical	
8	5852.50	62.98	20.31	42.67	120.40	-57.42	194	358 Peak	Vertical	
9	5855.00	61.63	18.96	42.67	110.00	-49.17	194	358 Peak	Vertical	
10	5897.50	59.93	17.23	42.70	88.51	-28.58	194	358 Peak	Vertical	
11	5945.00	57.92	15.01	42.91	68.20	-10.28	194	358 Peak	Vertical	

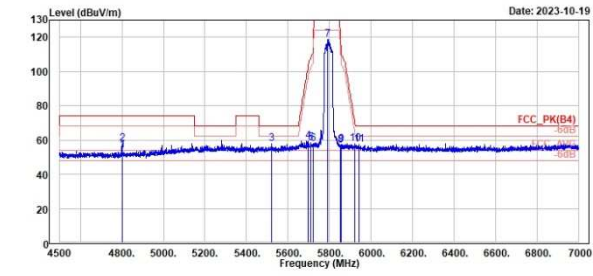
802.11ax HE40

CH 159 (Horizontal) Peak

CH 159 (Vertical) Peak



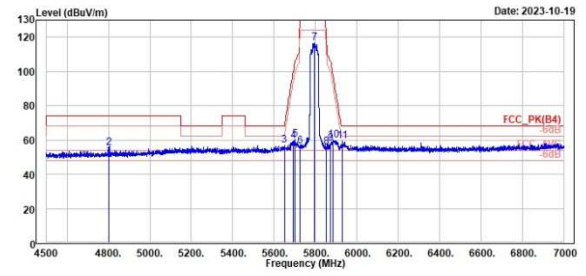
TÜV Rheinland Taiwan Ltd.
No. 438-18, Sec 2, Fenhiao, Linkou Dist., New Taipei City 244, Taiwan(R.O.C.)
Tel.: +886-2172-1000 Fax: +886-2172-1322



1	2	3	4	5	6	7	8	9	10	11
11	11	11	11	11	11	11	11	11	11	11
Freq	Level	Read	Limit	Over	APos	TPos	Remark	Pol/Phase	Note	
MHz	dBuV/m	dBuV	dB/m	dBuV/m	dB	cm	deg			
1	4800.50	53.65	12.65	41.00	54.00	-0.35	187	360	Average	Horizontal
2	4800.50	57.68	16.68	41.00	74.00	16.32	187	360	Peak	Horizontal
3	5520.50	57.73	15.41	42.32	68.20	-10.47	187	360	Peak	Horizontal
4	5695.50	59.30	16.92	42.38	101.88	-42.58	187	360	Peak	Horizontal
5	5708.00	58.18	15.69	42.41	107.44	-49.34	187	360	Peak	Horizontal
6	5723.00	57.64	15.16	42.48	122.32	-64.68	187	360	Peak	Horizontal
7	5791.50	118.61	75.90	42.71	130.99	-11.39	187	360	Peak	Horizontal
8	5852.00	57.06	14.39	42.67	122.32	-65.26	187	360	Peak	Horizontal
9	5858.00	57.49	14.82	42.67	109.96	-52.47	187	360	Peak	Horizontal
10	5922.00	57.95	15.15	42.80	70.41	-12.46	187	360	Peak	Horizontal
11	5941.50	57.52	14.63	42.89	68.20	-10.68	187	360	Peak	Horizontal



TÜV Rheinland Taiwan Ltd.
No. 438-18, Sec 2, Fenhiao, Linkou Dist., New Taipei City 244, Taiwan(R.O.C.)
Tel.: +886-2172-1000 Fax: +886-2172-1322



1	2	3	4	5	6	7	8	9	10	11
11	11	11	11	11	11	11	11	11	11	11
Freq	Level	Read	Limit	Over	APos	TPos	Remark	Pol/Phase	Note	
MHz	dBuV/m	dBuV	dB/m	dBuV/m	dB	cm	deg			
1	4800.50	50.45	9.45	41.00	54.00	-3.55	191	356	Average	Vertical
2	4800.50	55.53	14.53	41.00	74.00	-10.47	191	356	Peak	Vertical
3	5650.00	56.82	14.38	42.44	68.20	-11.38	191	356	Peak	Vertical
4	5691.50	59.46	17.07	42.39	98.93	-39.47	191	356	Peak	Vertical
5	5701.50	60.27	17.89	42.38	105.62	-45.35	191	356	Peak	Vertical
6	5725.00	56.28	13.79	42.49	130.00	-73.72	191	356	Peak	Vertical
7	5796.00	116.77	74.95	42.72	130.00	-13.23	191	356	Peak	Vertical
8	5852.00	56.05	13.38	42.67	120.40	-64.35	191	356	Peak	Vertical
9	5873.00	57.95	15.27	42.68	105.76	-47.81	191	356	Peak	Vertical
10	5884.00	60.02	17.33	42.69	98.52	-38.50	191	356	Peak	Vertical
11	5929.50	59.17	16.33	42.84	68.20	-9.03	191	356	Peak	Vertical

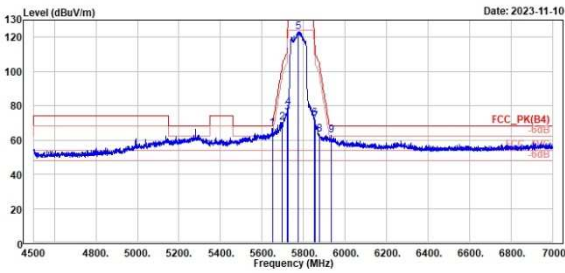
802.11ax HE80

CH 155 (Horizontal) Peak

CH 155 (Vertical) Peak



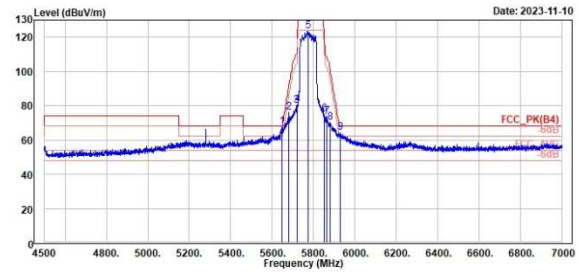
TÜV Rheinland Taiwan Ltd.
No. 438-18, Sec 2, Fenhiao, Linkou Dist., New Taipei City 244, Taiwan(R.O.C.)
Tel: +886-2172-1000 Fax: +886-2172-1322



Peak	Freq	Level	Read	Limit	Over	APos	TPos	Remark	Pol/Phase	Note
	MHz	dBuV/m	dBuV	dB/m	dBuV/m	dB	cm	deg		
1	5650.00	66.54	24.10	42.44	68.20	-1.66	171	357 Peak	Horizontal	
2	5696.50	70.30	27.92	42.38	102.62	-32.32	171	357 Peak	Horizontal	
3	5720.00	76.07	33.60	42.47	110.80	-34.73	171	357 Peak	Horizontal	
4	5724.00	79.05	36.56	42.49	126.16	-47.11	171	357 Peak	Horizontal	
5	5775.00	123.11	80.44	42.67	130.00	-6.89	171	357 Peak	Horizontal	
6	5851.00	72.71	30.04	42.67	126.16	-53.45	171	357 Peak	Horizontal	
7	5855.00	70.00	28.23	42.67	110.80	-39.90	171	357 Peak	Horizontal	
8	5876.50	63.41	20.73	42.68	104.09	-40.68	171	357 Peak	Horizontal	
9	5933.50	62.57	19.72	42.85	68.20	-5.63	171	357 Peak	Horizontal	



TÜV Rheinland Taiwan Ltd.
No. 438-18, Sec 2, Fenhiao, Linkou Dist., New Taipei City 244, Taiwan(R.O.C.)
Tel: +886-2172-1000 Fax: +886-2172-1322



Peak	Freq	Level	Read	Limit	Over	APos	TPos	Remark	Pol/Phase	Note
	MHz	dBuV/m	dBuV	dB/m	dBuV/m	dB	cm	deg		
1	5648.50	67.66	25.23	42.43	68.20	-0.54	176	354 Peak	Vertical	
2	5680.00	75.90	33.58	42.40	90.44	-14.46	176	354 Peak	Vertical	
3	5719.50	80.15	37.68	42.47	110.66	-30.51	176	354 Peak	Vertical	
4	5722.50	80.75	38.27	42.48	120.40	-39.65	176	354 Peak	Vertical	
5	5775.00	123.81	81.14	42.67	130.00	-6.19	176	354 Peak	Vertical	
6	5850.50	75.25	32.58	42.67	120.00	-52.03	176	354 Peak	Vertical	
7	5866.50	73.80	31.20	42.68	107.50	-33.70	176	354 Peak	Vertical	
8	5881.00	70.23	27.54	42.69	100.74	-30.51	176	354 Peak	Vertical	
9	5931.00	64.38	21.54	42.84	68.20	-3.82	176	354 Peak	Vertical	

Spurious Emissions, Tx Mode, 9kHz ~30MHz
U-NII-1

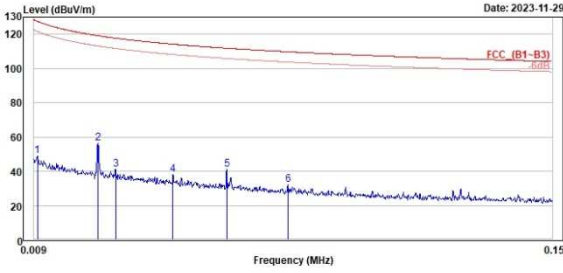
Co-Location

(Open) (9kHz ~ 150kHz)

(Open) (150kHz ~ 30MHz)



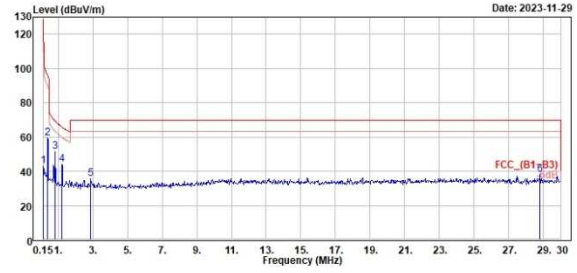
TUV Rheinland Taiwan Ltd.
No. 438-18, Sec 2, Fenliao, Linkou Dist., New Taipei City 244, Taiwan(R.O.C.)
Tel: +886-2172-1000 Fax: +886-2172-1322



Peak	Freq MHz	Level dBuV/m	Read Level Factor	Limit Line	Over Limit	APos	TPos	Remark	Pol/Phase	Note
1	0.01	48.74	31.02	17.72	127.00	-78.86	100	214 Peak	Open	
2	0.03	56.54	37.59	18.95	119.13	-62.59	100	238 Peak	Open	
3	0.03	40.87	21.67	19.20	117.69	-76.82	100	300 Peak	Open	
4	0.05	38.14	19.00	19.14	114.19	-76.05	100	281 Peak	Open	
5	0.06	41.11	22.26	18.85	111.82	-70.71	100	14 Peak	Open	
6	0.08	31.91	13.47	18.44	109.73	-77.82	100	135 Peak	Open	



TUV Rheinland Taiwan Ltd.
No. 438-18, Sec 2, Fenliao, Linkou Dist., New Taipei City 244, Taiwan(R.O.C.)
Tel: +886-2172-1000 Fax: +886-2172-1322



Peak	Freq MHz	Level dBuV/m	Read Level Factor	Limit Line	Over Limit	APos	TPos	Remark	Pol/Phase	Note
1	0.15	42.86	24.73	18.13	104.00	-61.22	100	286 Peak	Open	
2	0.39	59.34	40.55	18.79	95.81	-36.47	100	360 Peak	Open	
3	0.81	51.30	32.31	18.99	69.36	-18.06	100	3 Peak	Open	
4	1.22	43.97	24.83	19.14	65.65	-21.68	100	24 Peak	Open	
5	2.90	35.40	15.80	19.60	69.50	-34.10	100	4 Peak	Open	
6	28.81	38.21	15.89	22.32	69.50	-31.29	100	160 Peak	Open	

Spurious Emissions, Tx Mode, 30MHz ~ 1GHz
U-NII-1

Co-Location

(Horizontal)

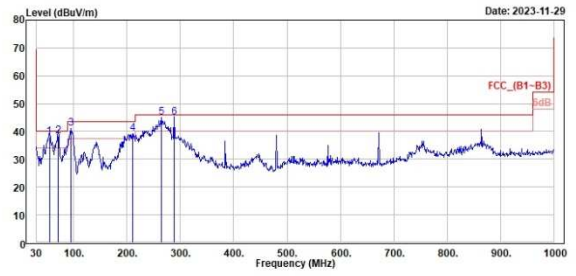
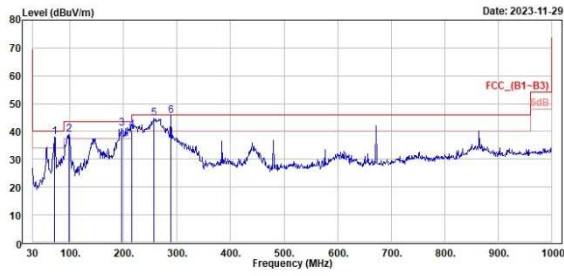
(Vertical)



TUV Rheinland Taiwan Ltd.
No. 438-18, Sec 2, Fenhiao, Linkou Dist., New Taipei City 244, Taiwan(R.O.C.)
Tel: +886-2172-1000 Fax: +886-2172-1322



TUV Rheinland Taiwan Ltd.
No. 438-18, Sec 2, Fenhiao, Linkou Dist., New Taipei City 244, Taiwan(R.O.C.)
Tel: +886-2172-1000 Fax: +886-2172-1322



Peak	Freq (MHz)	Level (dBuV/m)	Read Level (dBuV)	Factor (dB/m)	Limit (dBuV/m)	Over (dB)	APos (cm)	TPos (deg)	Remark	Pol/Phase	Note
1	70.74	38.15	48.28	-10.13	40.00	-1.85	300	192	Peak	Horizontal	
2	97.90	38.89	51.31	-12.42	43.50	-4.61	200	183	Peak	Horizontal	
3	196.84	41.11	50.77	-9.66	43.50	-2.39	100	271	Peak	Horizontal	
4	215.27	40.34	50.10	-9.76	43.50	-3.16	100	280	QP	Horizontal	
5	256.98	44.88	52.67	-7.87	46.00	-1.20	100	206	Peak	Horizontal	
6	288.02	45.48	52.32	-6.84	46.00	-0.52	100	266	Peak	Horizontal	

Peak	Freq (MHz)	Level (dBuV/m)	Read Level (dBuV)	Factor (dB/m)	Limit (dBuV/m)	Over (dB)	APos (cm)	TPos (deg)	Remark	Pol/Phase	Note
1	54.25	37.92	44.91	-6.99	40.00	-2.08	100	222	QP	Vertical	
2	70.74	38.38	48.51	-10.13	40.00	-1.62	100	89	QP	Vertical	
3	94.99	41.07	53.99	-12.92	43.50	-2.43	100	184	Peak	Vertical	
4	210.42	39.38	49.33	-9.95	43.50	-4.12	200	142	Peak	Vertical	
5	263.77	44.88	52.54	-7.66	46.00	-1.12	100	180	Peak	Vertical	
6	288.02	44.96	51.80	-6.84	46.00	-1.04	137	274	QP	Vertical	

Spurious Emissions, Tx Mode, 1GHz ~ 40GHz
U-NII-1

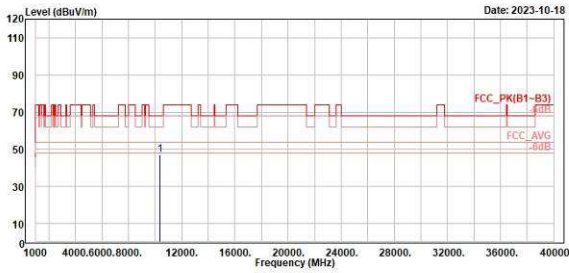
802.11a

CH 36 (Horizontal)

CH 36 (Vertical)



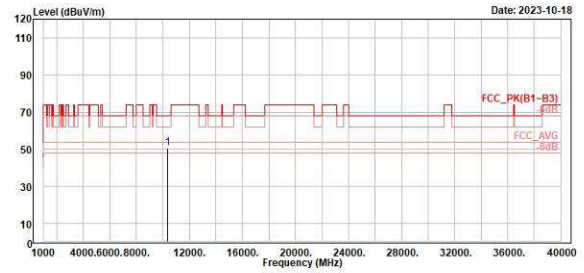
TÜV Rheinland Taiwan Ltd.
No. 458-18, Sec 2, Fenliao, Linkou Dist., New Taipei City 244, Taiwan(R.O.C.)
Tel: +886-2172-1000 Fax: +886-2172-1322



Read	Level	Factor	Limit	Over	APos	TPos	Remark	Pol/Phase	Note
MHz	dBuV/m	dBuV	dB/m	dBuV/m	dB	cm	deg		
1 10360.00	47.16	51.87	-4.71	68.20	-21.04	300	275 Peak	Horizontal	



TÜV Rheinland Taiwan Ltd.
No. 458-18, Sec 2, Fenliao, Linkou Dist., New Taipei City 244, Taiwan(R.O.C.)
Tel: +886-2172-1000 Fax: +886-2172-1322



Read	Level	Factor	Limit	Over	APos	TPos	Remark	Pol/Phase	Note
MHz	dBuV/m	dBuV	dB/m	dBuV/m	dB	cm	deg		
1 10360.00	50.78	55.49	-4.71	68.20	-17.42	300	288 Peak	Vertical	

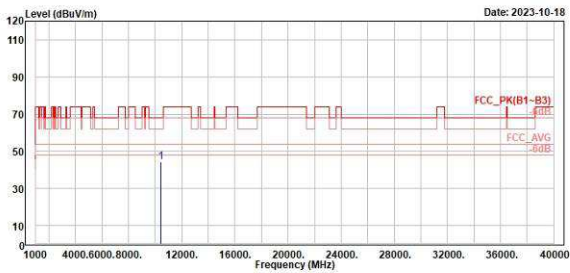
802.11a

CH 40 (Horizontal)

CH 40 (Vertical)



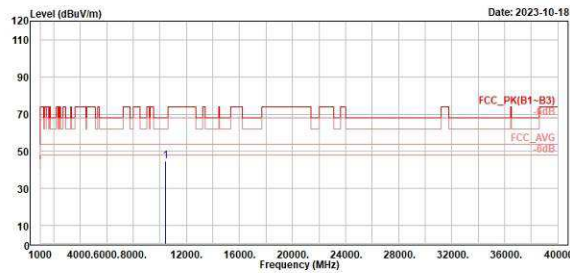
TÜV Rheinland Taiwan Ltd.
No. 458-18, Sec 2, Fenfiao, Linkou Dist., New Taipei City 244, Taiwan(R.O.C.)
Tel: +886-2172-1000 Fax: +886-2172-1322



1	10480.00	44.88	48.78	-4.62	68.28	-24.12	300	271	Peak	Horizontal
---	----------	-------	-------	-------	-------	--------	-----	-----	------	------------



TÜV Rheinland Taiwan Ltd.
No. 458-18, Sec 2, Fenfiao, Linkou Dist., New Taipei City 244, Taiwan(R.O.C.)
Tel: +886-2172-1000 Fax: +886-2172-1322



1	10480.00	44.74	49.36	-4.62	68.28	-23.46	280	84	Peak	Vertical
---	----------	-------	-------	-------	-------	--------	-----	----	------	----------

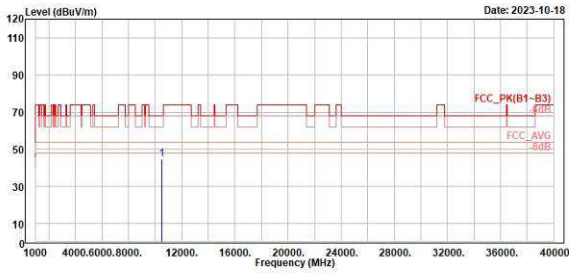
802.11a

CH 48 (Horizontal)

CH 48 (Vertical)



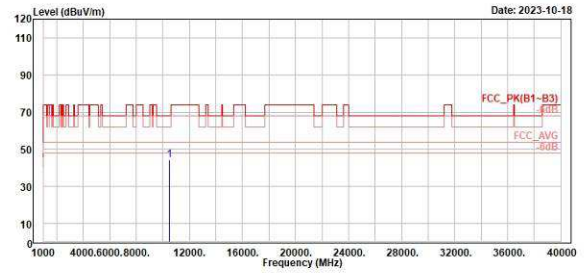
TÜV Rheinland Taiwan Ltd.
No. 458-18, Sec 2, Fenfiao, Linkou Dist., New Taipei City 244, Taiwan(R.O.C.)
Tel: +886-2172-1000 Fax: +886-2172-1322



1	10480.00	44.51	48.87	-4.36	68.20	-23.69	100	233	Peak	Horizontal
---	----------	-------	-------	-------	-------	--------	-----	-----	------	------------



TÜV Rheinland Taiwan Ltd.
No. 458-18, Sec 2, Fenfiao, Linkou Dist., New Taipei City 244, Taiwan(R.O.C.)
Tel: +886-2172-1000 Fax: +886-2172-1322



1	10480.00	44.35	48.71	-4.36	68.20	-23.85	300	296	Peak	Vertical
---	----------	-------	-------	-------	-------	--------	-----	-----	------	----------

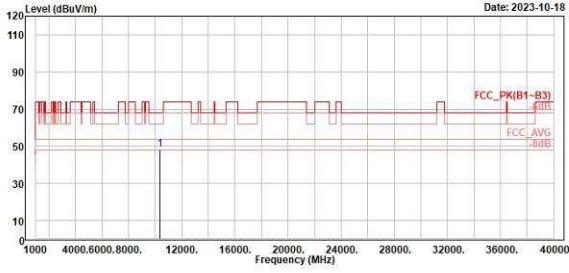
802.11ax HE20

CH 36 (Horizontal)

CH 36 (Vertical)



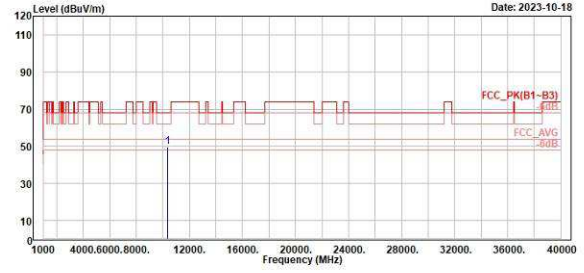
TÜV Rheinland Taiwan Ltd.
No. 458-18, Sec 2, Fenfiao, Linkou Dist., New Taipei City 244, Taiwan(R.O.C.)
Tel: +886-2172-1000 Fax: +886-2172-1322



1	10360.00	48.30	53.01	-4.71	68.20	-19.90	300	305	Peak	Horizontal
---	----------	-------	-------	-------	-------	--------	-----	-----	------	------------



TÜV Rheinland Taiwan Ltd.
No. 458-18, Sec 2, Fenfiao, Linkou Dist., New Taipei City 244, Taiwan(R.O.C.)
Tel: +886-2172-1000 Fax: +886-2172-1322



1	10360.00	49.54	54.25	-4.71	68.20	-18.66	100	95	Peak	Vertical
---	----------	-------	-------	-------	-------	--------	-----	----	------	----------

802.11ax HE20

CH 40 (Horizontal)

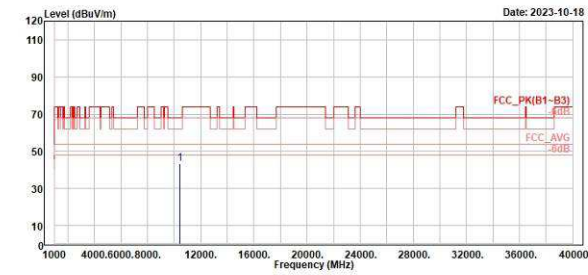
CH 40 (Vertical)



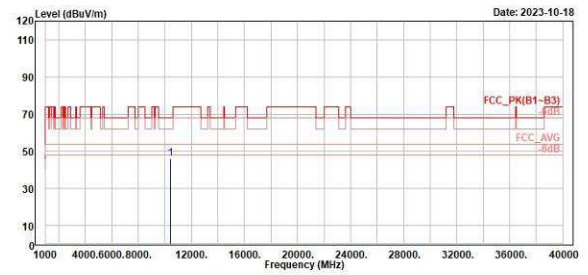
TÜV Rheinland Taiwan Ltd.
No. 458-18, Sec 2, Fenliao, Linkou Dist., New Taipei City 244, Taiwan(R.O.C.)
Tel: +886-2172-1000 Fax: +886-2172-1322



TÜV Rheinland Taiwan Ltd.
No. 458-18, Sec 2, Fenliao, Linkou Dist., New Taipei City 244, Taiwan(R.O.C.)
Tel: +886-2172-1000 Fax: +886-2172-1322



1	10400.00	43.42	48.04	-4.62	68.20	-24.78	201	0	Peak	Horizontal
---	----------	-------	-------	-------	-------	--------	-----	---	------	------------



1	10400.00	45.95	50.57	-4.62	68.20	-22.25	200	276	Peak	Vertical
---	----------	-------	-------	-------	-------	--------	-----	-----	------	----------

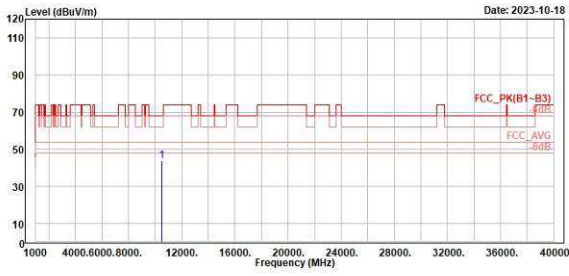
802.11ax HE20

CH 48 (Horizontal)

CH 48 (Vertical)



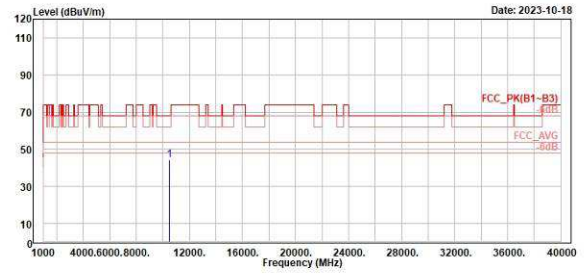
TÜV Rheinland Taiwan Ltd.
No. 458-18, Sec 2, Fenliao, Linkou Dist., New Taipei City 244, Taiwan(R.O.C.)
Tel: +886-2172-1000 Fax: +886-2172-1322



Freq	Level	Read Level	Factor	Limit Line	Over Limit	APos	TPos	Remark	Pol/Phase	Note
MHz	dBuV/m	dBuV	dB/m	dBuV/m	dB	cm	deg			
1 10488.00	43.78	48.14	-4.36	68.20	-24.42	400	164	Peak	Horizontal	



TÜV Rheinland Taiwan Ltd.
No. 458-18, Sec 2, Fenliao, Linkou Dist., New Taipei City 244, Taiwan(R.O.C.)
Tel: +886-2172-1000 Fax: +886-2172-1322



Freq	Level	Read Level	Factor	Limit Line	Over Limit	APos	TPos	Remark	Pol/Phase	Note
MHz	dBuV/m	dBuV	dB/m	dBuV/m	dB	cm	deg			
1 10488.00	44.14	48.50	-4.36	68.20	-24.06	400	344	Peak	Vertical	

802.11ax HE40

CH 38 (Horizontal)

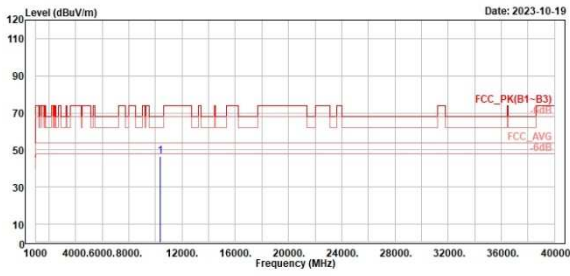
CH 38 (Vertical)



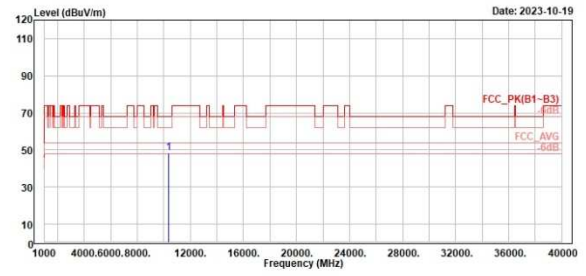
TÜV Rheinland Taiwan Ltd.
No. 458-18, Sec 2, Fenliao, Linkou Dist., New Taipei City 244, Taiwan(R.O.C.)
Tel: +886-2172-1000 Fax: +886-2172-1322



TÜV Rheinland Taiwan Ltd.
No. 458-18, Sec 2, Fenliao, Linkou Dist., New Taipei City 244, Taiwan(R.O.C.)
Tel: +886-2172-1000 Fax: +886-2172-1322



1	10380.00	46.52	51.18	-4.66	68.20	-21.68	300	305	Peak	Horizontal
---	----------	-------	-------	-------	-------	--------	-----	-----	------	------------



1	10380.00	48.54	53.20	-4.66	68.20	-19.66	300	248	Peak	Vertical
---	----------	-------	-------	-------	-------	--------	-----	-----	------	----------

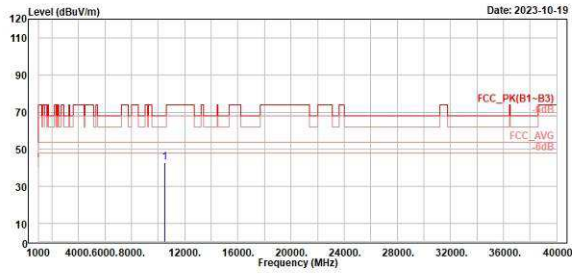
802.11ax HE40

CH 46 (Horizontal)

CH 46 (Vertical)



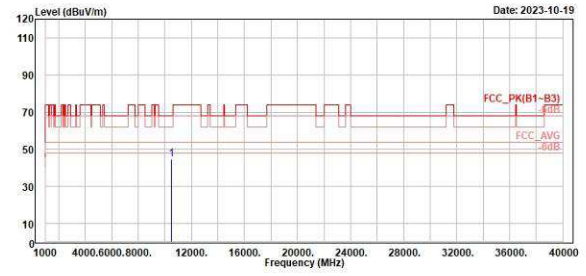
TÜV Rheinland Taiwan Ltd.
No. 458-18, Sec 2, Fenfiao, Linkou Dist., New Taipei City 244, Taiwan(R.O.C.)
Tel: +886-2172-1000 Fax: +886-2172-1322



1	10460.00	42.73	47.15	-4.42	68.20	-25.47	400	127	Peak	Horizontal
---	----------	-------	-------	-------	-------	--------	-----	-----	------	------------



TÜV Rheinland Taiwan Ltd.
No. 458-18, Sec 2, Fenfiao, Linkou Dist., New Taipei City 244, Taiwan(R.O.C.)
Tel: +886-2172-1000 Fax: +886-2172-1322



1	10460.00	44.87	49.29	-4.42	68.20	-23.33	400	229	Peak	Vertical
---	----------	-------	-------	-------	-------	--------	-----	-----	------	----------

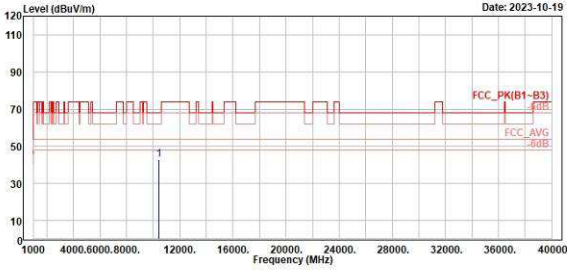
802.11ax HE80

CH 42 (Horizontal)

CH 42 (Vertical)



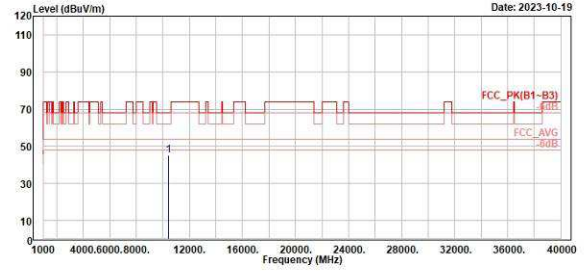
TÜV Rheinland Taiwan Ltd.
No. 458-18, Sec 2, Fenfiao, Linkou Dist., New Taipei City 244, Taiwan(R.O.C.)
Tel: +886-2172-1000 Fax: +886-2172-1322



1	10420.00	43.10	47.65	-4.55	68.20	-25.10	152	360	Peak	Horizontal
---	----------	-------	-------	-------	-------	--------	-----	-----	------	------------



TÜV Rheinland Taiwan Ltd.
No. 458-18, Sec 2, Fenfiao, Linkou Dist., New Taipei City 244, Taiwan(R.O.C.)
Tel: +886-2172-1000 Fax: +886-2172-1322



1	10420.00	45.36	49.91	-4.55	68.20	-22.84	100	59	Peak	Vertical
---	----------	-------	-------	-------	-------	--------	-----	----	------	----------

U-NII-2A

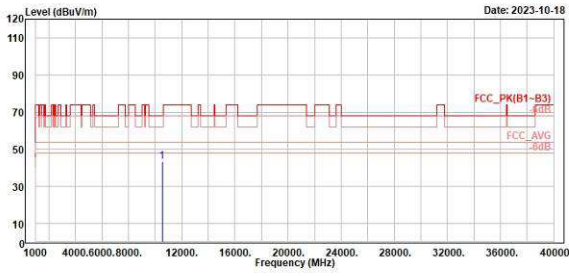
802.11a

CH 52 (Horizontal)

CH 52 (Vertical)



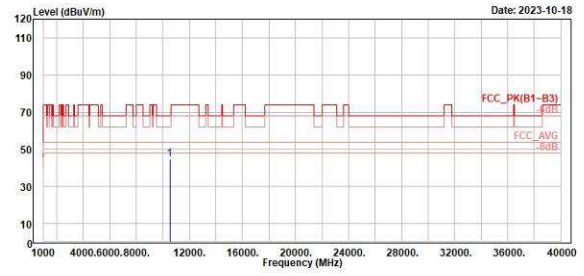
TÜV Rheinland Taiwan Ltd.
No. 458-18, Sec 2, Fenfiao, Linkou Dist., New Taipei City 244, Taiwan(R.O.C.)
Tel: +886-2172-1000 Fax: +886-2172-1322



Freq	Level	Read	Limit	Over	APos	TPos	Remark	Pol/Phase	Note
MHz	dBuV/m	dBuV	dB/m	dBuV/m	dB	cm	deg		
1 10520.00	43.39	47.68	-4.29	68.20	-24.81	100	330 Peak	Horizontal	



TÜV Rheinland Taiwan Ltd.
No. 458-18, Sec 2, Fenfiao, Linkou Dist., New Taipei City 244, Taiwan(R.O.C.)
Tel: +886-2172-1000 Fax: +886-2172-1322



Freq	Level	Read	Limit	Over	APos	TPos	Remark	Pol/Phase	Note
MHz	dBuV/m	dBuV	dB/m	dBuV/m	dB	cm	deg		
1 10520.00	44.80	49.09	-4.29	68.20	-23.40	400	239 Peak	Vertical	

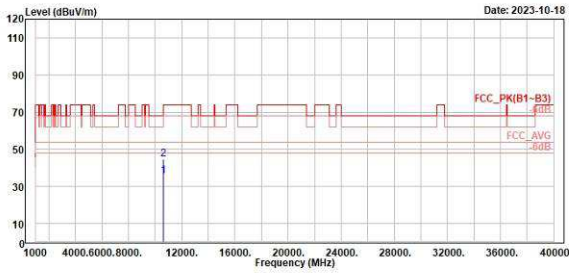
802.11a

CH 60 (Horizontal)

CH 60 (Vertical)



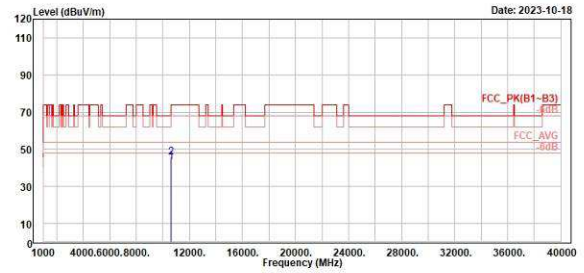
TUV Rheinland Taiwan Ltd.
No. 458-18, Sec 2, Fenliao, Linkou Dist., New Taipei City 244, Taiwan(R.O.C.)
Tel: +886-2172-1000 Fax: +886-2172-1322



Freq	Level	Read Level	Factor	Limit Line	Over Limit	APos	TPos	Remark	Pol/Phase	Note
MHz	dBuV/m	dBuV	dB/m	dBuV/m	dB	cm	deg			
1	10600.00	35.41	39.65	-4.24	54.00	-18.59	365	229 Average	Horizontal	
2	10600.00	44.49	48.73	-4.24	74.00	-29.51	365	229 Peak	Horizontal	



TUV Rheinland Taiwan Ltd.
No. 458-18, Sec 2, Fenliao, Linkou Dist., New Taipei City 244, Taiwan(R.O.C.)
Tel: +886-2172-1000 Fax: +886-2172-1322



Freq	Level	Read Level	Factor	Limit Line	Over Limit	APos	TPos	Remark	Pol/Phase	Note
MHz	dBuV/m	dBuV	dB/m	dBuV/m	dB	cm	deg			
1	10600.00	43.33	47.57	-4.24	54.00	-10.67	291	247 Average	Vertical	
2	10600.00	45.85	50.09	-4.24	74.00	-28.15	291	247 Peak	Vertical	

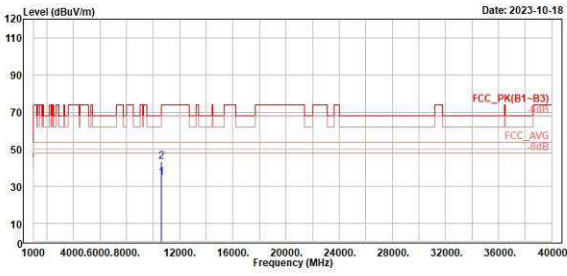
802.11a

CH 64 (Horizontal)

CH 64 (Vertical)



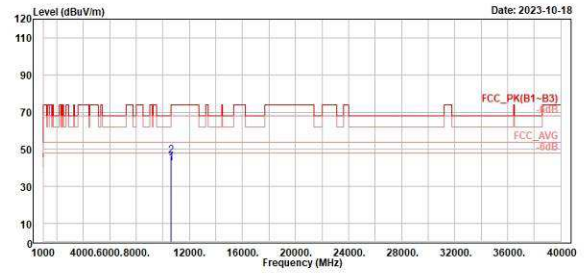
TUV Rheinland Taiwan Ltd.
No. 458-18, Sec 2, Fenfiao, Linkou Dist., New Taipei City 244, Taiwan(R.O.C.)
Tel: +886-2172-1000 Fax: +886-2172-1322



No.	Freq MHz	Level dBuV/m	Read		Limit		APos	TPos	Remark	Pol/Phase	Note
			Level Factor	dB/m	Line	Limit					
1	10640.00	34.77	38.91	-4.14	54.00	-19.23	146	229	Average	Horizontal	
2	10640.00	43.57	47.71	-4.14	74.00	-30.43	146	229	Peak	Horizontal	



TUV Rheinland Taiwan Ltd.
No. 458-18, Sec 2, Fenfiao, Linkou Dist., New Taipei City 244, Taiwan(R.O.C.)
Tel: +886-2172-1000 Fax: +886-2172-1322



No.	Freq MHz	Level dBuV/m	Read		Limit		APos	TPos	Remark	Pol/Phase	Note
			Level Factor	dB/m	Line	Limit					
1	10640.00	42.65	46.79	-4.14	54.00	-11.35	290	247	Average	Vertical	
2	10640.00	46.39	50.53	-4.14	74.00	-27.61	290	247	Peak	Vertical	

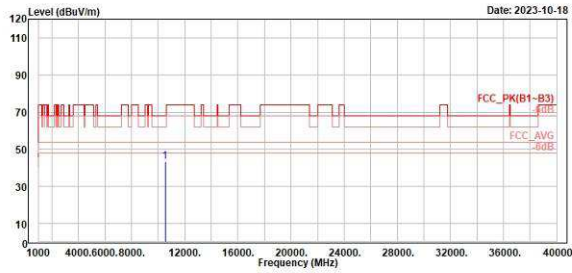
802.11ax HE20

CH 52 (Horizontal)

CH 52 (Vertical)



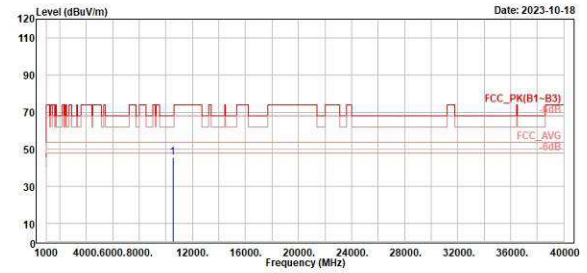
TÜV Rheinland Taiwan Ltd.
No. 458-18, Sec 2, Fenfiao, Linkou Dist., New Taipei City 244, Taiwan(R.O.C.)
Tel: +886-2172-1000 Fax: +886-2172-1322



1	10520.00	43.33	47.62	-4.29	68.20	-24.87	300	285	Peak	Horizontal	
---	----------	-------	-------	-------	-------	--------	-----	-----	------	------------	--



TÜV Rheinland Taiwan Ltd.
No. 458-18, Sec 2, Fenfiao, Linkou Dist., New Taipei City 244, Taiwan(R.O.C.)
Tel: +886-2172-1000 Fax: +886-2172-1322



1	10520.00	45.41	49.70	-4.29	68.20	-22.79	300	252	Peak	Vertical	
---	----------	-------	-------	-------	-------	--------	-----	-----	------	----------	--

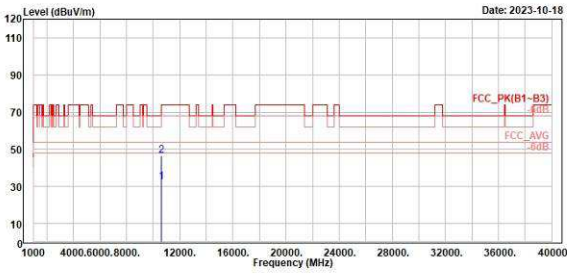
802.11ax HE20

CH 60 (Horizontal)

CH 60 (Vertical)



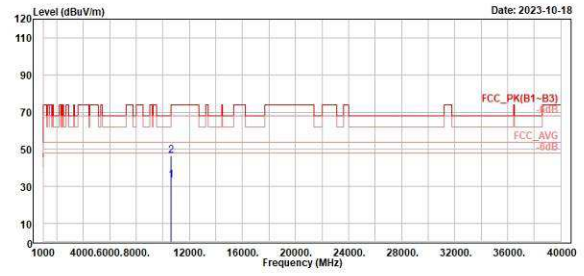
TUV Rheinland Taiwan Ltd.
No. 458-18, Sec 2, Fenliao, Linkou Dist., New Taipei City 244, Taiwan(R.O.C.)
Tel: +886-2172-1000 Fax: +886-2172-1322



Freq	Level	Read Level	Factor	Limit Line	Over Limit	APos	TPos	Remark	Pol/Phase	Note
MHz	dBuV/m	dBuV	dB/m	dBuV/m	dB	cm	deg			
1	10690.00	32.59	36.83	-4.24	54.00	-21.41	200	58 Average	Horizontal	
2	10690.00	46.37	50.61	-4.24	74.00	-27.63	200	58 Peak	Horizontal	



TUV Rheinland Taiwan Ltd.
No. 458-18, Sec 2, Fenliao, Linkou Dist., New Taipei City 244, Taiwan(R.O.C.)
Tel: +886-2172-1000 Fax: +886-2172-1322



Freq	Level	Read Level	Factor	Limit Line	Over Limit	APos	TPos	Remark	Pol/Phase	Note
MHz	dBuV/m	dBuV	dB/m	dBuV/m	dB	cm	deg			
1	10690.00	33.37	37.61	-4.24	54.00	-20.63	300	240 Average	Vertical	
2	10690.00	46.58	50.82	-4.24	74.00	-27.42	300	240 Peak	Vertical	

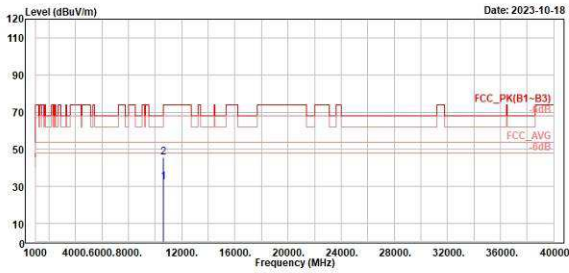
802.11ax HE20

CH 64 (Horizontal)

CH 64 (Vertical)



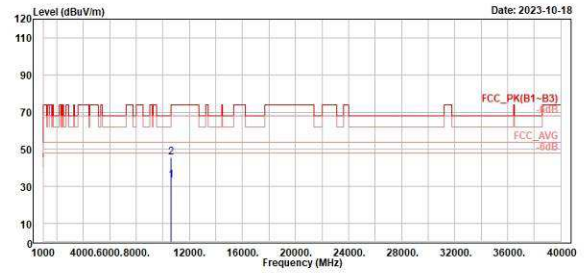
TUV Rheinland Taiwan Ltd.
No. 458-18, Sec 2, Fenliao, Linkou Dist., New Taipei City 244, Taiwan(R.O.C.)
Tel: +886-2172-1000 Fax: +886-2172-1322



Freq	Level	Read Level	Factor	Limit Line	Over Limit	APos	TPos	Remark	Pol/Phase	Note
MHz	dBuV/m	dBuV	dB/m	dBuV/m	dB	cm	deg			
1	10640.00	32.33	36.47	-4.14	54.00	-21.67	200	233 Average	Horizontal	
2	10640.00	45.65	49.79	-4.14	74.00	-28.35	200	233 Peak	Horizontal	



TUV Rheinland Taiwan Ltd.
No. 458-18, Sec 2, Fenliao, Linkou Dist., New Taipei City 244, Taiwan(R.O.C.)
Tel: +886-2172-1000 Fax: +886-2172-1322



Freq	Level	Read Level	Factor	Limit Line	Over Limit	APos	TPos	Remark	Pol/Phase	Note
MHz	dBuV/m	dBuV	dB/m	dBuV/m	dB	cm	deg			
1	10640.00	33.18	37.32	-4.14	54.00	-20.82	100	95 Average	Vertical	
2	10640.00	45.64	49.78	-4.14	74.00	-28.36	100	95 Peak	Vertical	

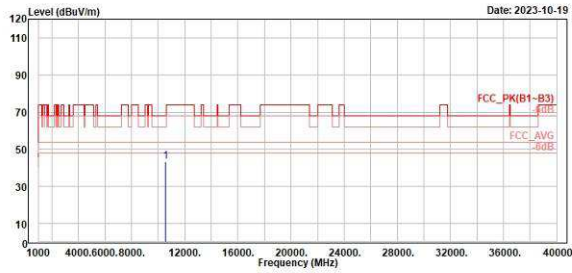
802.11ax HE40

CH 54 (Horizontal)

CH 54 (Vertical)



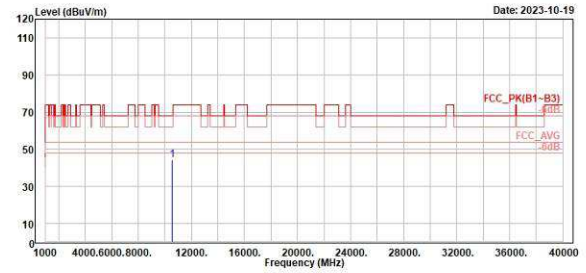
TÜV Rheinland Taiwan Ltd.
No. 458-18, Sec 2, Fenfiao, Linkou Dist., New Taipei City 244, Taiwan(R.O.C.)
Tel: +886-2172-1000 Fax: +886-2172-1322



Freq	Level	Read Level	Factor	Limit Line	Over Limit	APos	TPos	Remark	Pol/Phase	Note
MHz	dBuV/m	dBuV	dB/m	dBuV/m	dB	cm	deg			
1 10540.00	43.29	47.57	-4.28	68.20	-24.91	400	325	Peak	Horizontal	



TÜV Rheinland Taiwan Ltd.
No. 458-18, Sec 2, Fenfiao, Linkou Dist., New Taipei City 244, Taiwan(R.O.C.)
Tel: +886-2172-1000 Fax: +886-2172-1322



Freq	Level	Read Level	Factor	Limit Line	Over Limit	APos	TPos	Remark	Pol/Phase	Note
MHz	dBuV/m	dBuV	dB/m	dBuV/m	dB	cm	deg			
1 10540.00	44.03	48.31	-4.28	68.20	-24.17	200	259	Peak	Vertical	

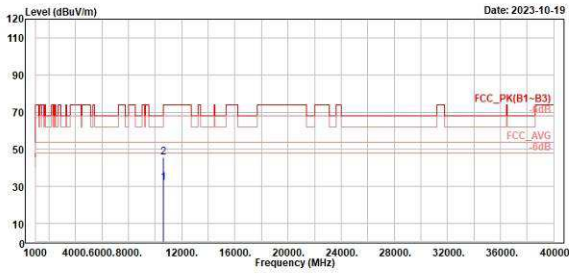
802.11ax HE40

CH 62 (Horizontal)

CH 62 (Vertical)



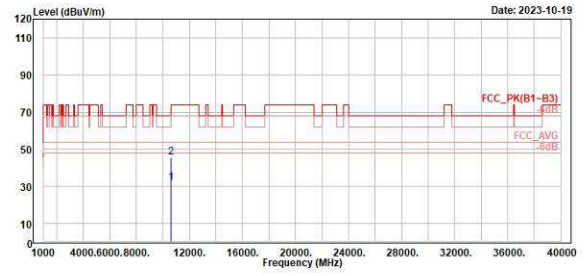
TUV Rheinland Taiwan Ltd.
No. 458-18, Sec 2, Fenliao, Linkou Dist., New Taipei City 244, Taiwan(R.O.C.)
Tel: +886-2172-1000 Fax: +886-2172-1322



Freq	Level	Read Level	Factor	Limit Line	Over Limit	APos	TPos	Remark	Pol/Phase	Note
MHz	dBuV/m	dBuV	dB/m	dBuV/m	dB	cm	deg			
1	10620.00	51.85	36.04	-4.19	54.00	-22.15	200	289 Average	Horizontal	
2	10620.00	45.52	49.71	-4.19	74.00	-28.48	200	289 Peak	Horizontal	



TUV Rheinland Taiwan Ltd.
No. 458-18, Sec 2, Fenliao, Linkou Dist., New Taipei City 244, Taiwan(R.O.C.)
Tel: +886-2172-1000 Fax: +886-2172-1322



Freq	Level	Read Level	Factor	Limit Line	Over Limit	APos	TPos	Remark	Pol/Phase	Note
MHz	dBuV/m	dBuV	dB/m	dBuV/m	dB	cm	deg			
1	10620.00	52.05	36.24	-4.19	54.00	-21.95	100	251 Average	Vertical	
2	10620.00	45.51	49.78	-4.19	74.00	-28.49	100	251 Peak	Vertical	

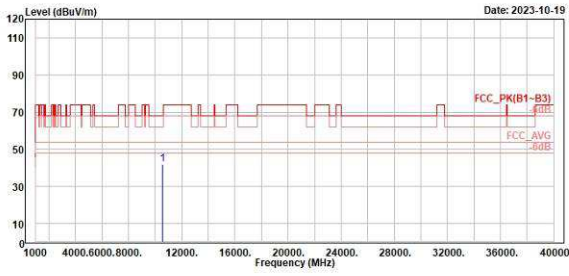
802.11ax HE80

CH 58 (Horizontal)

CH 58 (Vertical)



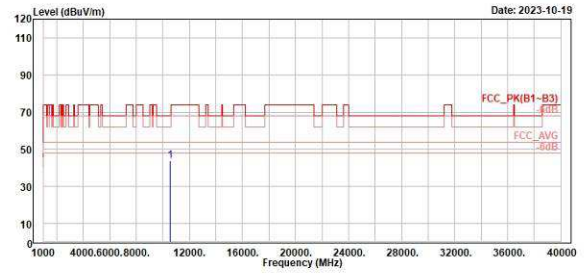
TÜV Rheinland Taiwan Ltd.
No. 458-18, Sec 2, Fenfiao, Linkou Dist., New Taipei City 244, Taiwan(R.O.C.)
Tel: +886-2172-1000 Fax: +886-2172-1322



Freq	Level	Read Level	Factor	Limit Line	Over Limit	APos	TPos	Remark	Pol/Phase	Note
MHz	dBuV/m	dBuV	dB/m	dBuV/m	dB	cm	deg			
1 10580.00	42.19	46.45	-4.26	68.20	-26.01	100	74	Peak	Horizontal	



TÜV Rheinland Taiwan Ltd.
No. 458-18, Sec 2, Fenfiao, Linkou Dist., New Taipei City 244, Taiwan(R.O.C.)
Tel: +886-2172-1000 Fax: +886-2172-1322



Freq	Level	Read Level	Factor	Limit Line	Over Limit	APos	TPos	Remark	Pol/Phase	Note
MHz	dBuV/m	dBuV	dB/m	dBuV/m	dB	cm	deg			
1 10580.00	43.67	47.93	-4.26	68.20	-24.53	300	249	Peak	Vertical	

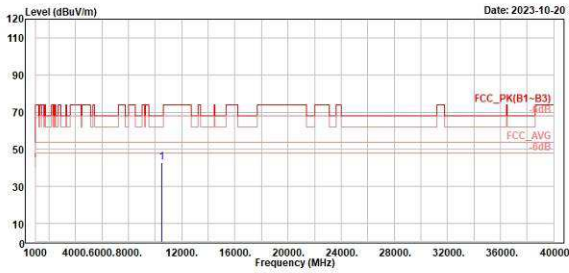
802.11ax HE160

CH 50 (Horizontal)

CH 50 (Vertical)



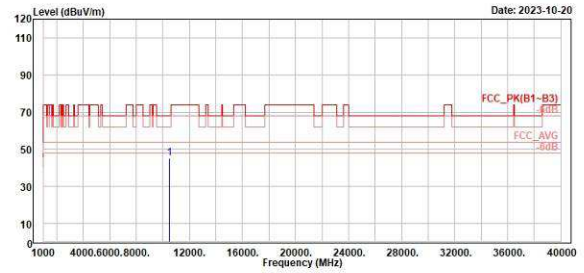
TÜV Rheinland Taiwan Ltd.
No. 458-18, Sec 2, Fenfiao, Linkou Dist., New Taipei City 244, Taiwan(R.O.C.)
Tel: +886-2172-1000 Fax: +886-2172-1322



Freq	Level	Read	Limit	Over	APos	TPos	Remark	Pol/Phase	Note
MHz	dBuV/m	dBuV	dB/m	dBuV/m	dB	cm	deg		
1 10500.00	42.86	47.16	-4.30	68.20	-25.34	250	209 Peak	Horizontal	



TÜV Rheinland Taiwan Ltd.
No. 458-18, Sec 2, Fenfiao, Linkou Dist., New Taipei City 244, Taiwan(R.O.C.)
Tel: +886-2172-1000 Fax: +886-2172-1322



Freq	Level	Read	Limit	Over	APos	TPos	Remark	Pol/Phase	Note
MHz	dBuV/m	dBuV	dB/m	dBuV/m	dB	cm	deg		
1 10500.00	45.16	49.46	-4.30	68.20	-23.04	300	242 Peak	Vertical	

U-NII-2C

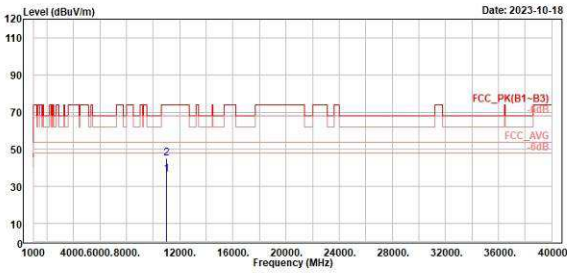
802.11a

CH 100 (Horizontal)

CH 100 (Vertical)



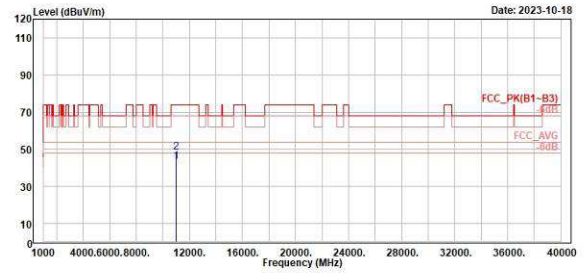
TÜV Rheinland Taiwan Ltd.
No. 458-18, Sec 2, Fenfiao, Linkou Dist., New Taipei City 244, Taiwan(R.O.C.)
Tel: +886-2172-1000 Fax: +886-2172-1322



	Freq	Level	Read		Limit		APos	TPos	Remark	Pol/Phase	Note
			Level	Factor	Line	Limit					
	MHz	dBuV/m	dBuV	dB/m	dBuV/m	dB	cm	deg			
1	11800.00	36.54	39.97	-3.43	54.00	-17.46	100	202	Average	Horizontal	
2	11800.00	45.82	48.45	-3.43	74.00	-28.98	100	202	Peak	Horizontal	



TÜV Rheinland Taiwan Ltd.
No. 458-18, Sec 2, Fenfiao, Linkou Dist., New Taipei City 244, Taiwan(R.O.C.)
Tel: +886-2172-1000 Fax: +886-2172-1322



	Freq	Level	Read		Limit		APos	TPos	Remark	Pol/Phase	Note
			Level	Factor	Line	Limit					
	MHz	dBuV/m	dBuV	dB/m	dBuV/m	dB	cm	deg			
1	11800.00	43.45	46.88	-3.43	54.00	-10.55	129	325	Average	Vertical	
2	11800.00	48.41	51.84	-3.43	74.00	-25.59	129	325	Peak	Vertical	

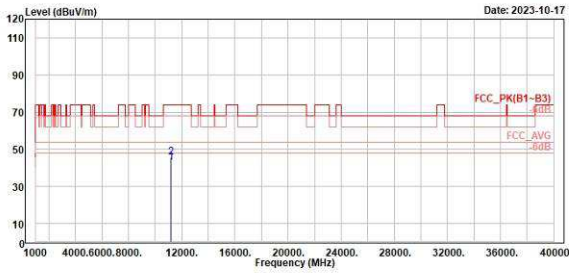
802.11a

CH 116 (Horizontal)

CH 116 (Vertical)



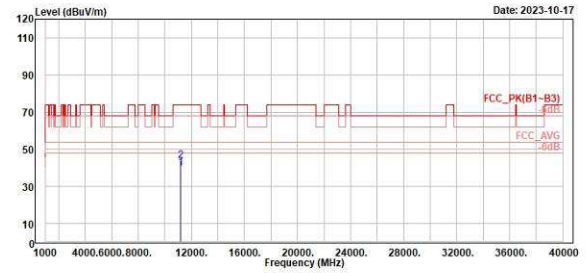
TÜV Rheinland Taiwan Ltd.
No. 458-18, Sec 2, Fenliao, Linkou Dist., New Taipei City 244, Taiwan(R.O.C.)
Tel: +886-2172-1000 Fax: +886-2172-1322



No.	Freq	Level	Read		Limit		APos	TPos	Remark	Pol/Phase	Note
			Level	Factor	Line	Limit					
	MHz	dBuV/m	dBuV	dB/m	dBuV/m	dB	cm	deg			
1	11160.00	43.11	46.33	-3.22	54.00	-10.89	116	230	Average	Horizontal	
2	11160.00	45.59	48.81	-3.22	74.00	-28.41	116	230	Peak	Horizontal	



TÜV Rheinland Taiwan Ltd.
No. 458-18, Sec 2, Fenliao, Linkou Dist., New Taipei City 244, Taiwan(R.O.C.)
Tel: +886-2172-1000 Fax: +886-2172-1322



No.	Freq	Level	Read		Limit		APos	TPos	Remark	Pol/Phase	Note
			Level	Factor	Line	Limit					
	MHz	dBuV/m	dBuV	dB/m	dBuV/m	dB	cm	deg			
1	11160.00	39.77	42.99	-3.22	54.00	-14.23	100	224	Average	Vertical	
2	11160.00	43.91	47.13	-3.22	74.00	-30.89	100	224	Peak	Vertical	

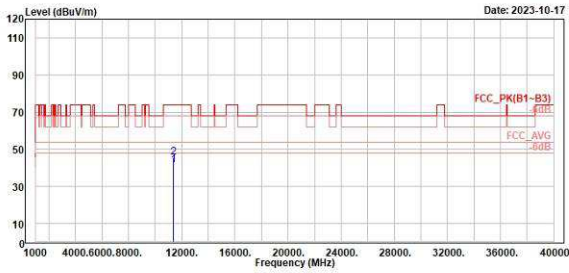
802.11a

CH 140 (Horizontal)

CH 140 (Vertical)



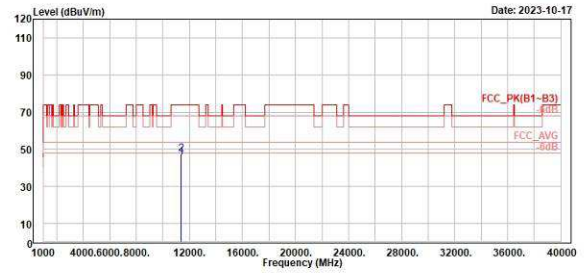
TÜV Rheinland Taiwan Ltd.
No. 458-18, Sec 2, Fenfiao, Linkou Dist., New Taipei City 244, Taiwan(R.O.C.)
Tel: +886-2172-1000 Fax: +886-2172-1322



	Freq	Level	Read		Limit		APos	TPos	Remark	Pol/Phase	Note
			Level	Factor	Line	Limit					
	MHz	dBuV/m	dBuV	dB/m	dBuV/m	dB	cm	deg			
1	11400.00	41.60	44.54	-2.94	54.00	-12.40	104	272	Average	Horizontal	
2	11400.00	45.54	48.48	-2.94	74.00	-26.46	104	272	Peak	Horizontal	



TÜV Rheinland Taiwan Ltd.
No. 458-18, Sec 2, Fenfiao, Linkou Dist., New Taipei City 244, Taiwan(R.O.C.)
Tel: +886-2172-1000 Fax: +886-2172-1322



	Freq	Level	Read		Limit		APos	TPos	Remark	Pol/Phase	Note
			Level	Factor	Line	Limit					
	MHz	dBuV/m	dBuV	dB/m	dBuV/m	dB	cm	deg			
1	11400.00	45.66	48.60	-2.94	54.00	-8.34	128	252	Average	Vertical	
2	11400.00	47.24	50.18	-2.94	74.00	-26.76	128	252	Peak	Vertical	

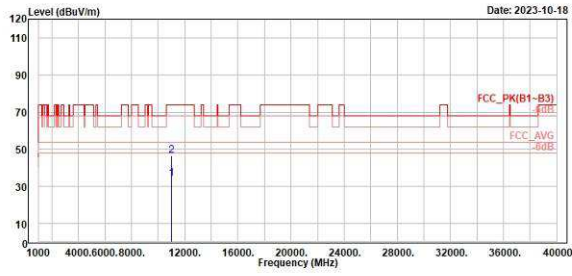
802.11ax HE20

CH 100 (Horizontal)

CH 100 (Vertical)



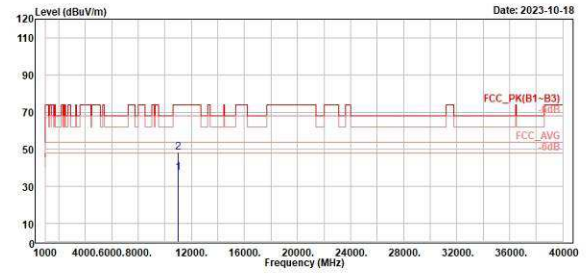
TUV Rheinland Taiwan Ltd.
No. 458-18, Sec 2, Fenliao, Linkou Dist., New Taipei City 244, Taiwan(R.O.C.)
Tel: +886-2172-1000 Fax: +886-2172-1322



Freq	Level	Read Level	Factor	Limit Line	Over Limit	APos	TPos	Remark	Pol/Phase	Note
MHz	dBuV/m	dBuV	dB/m	dBuV/m	dB	cm	deg			
1	11800.00	34.39	37.82	-3.43	54.00	-19.61	100	74 Average	Horizontal	
2	11800.00	46.72	50.15	-3.43	74.00	-27.28	100	74 Peak	Horizontal	



TUV Rheinland Taiwan Ltd.
No. 458-18, Sec 2, Fenliao, Linkou Dist., New Taipei City 244, Taiwan(R.O.C.)
Tel: +886-2172-1000 Fax: +886-2172-1322



Freq	Level	Read Level	Factor	Limit Line	Over Limit	APos	TPos	Remark	Pol/Phase	Note
MHz	dBuV/m	dBuV	dB/m	dBuV/m	dB	cm	deg			
1	11800.00	37.51	40.94	-3.43	54.00	-16.49	300	212 Average	Vertical	
2	11800.00	48.24	51.67	-3.43	74.00	-25.76	300	212 Peak	Vertical	

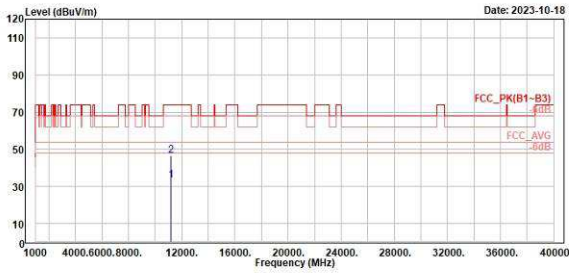
802.11ax HE20

CH 116 (Horizontal)

CH 116 (Vertical)



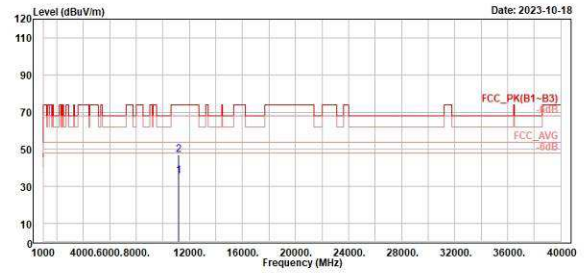
TUV Rheinland Taiwan Ltd.
No. 458-18, Sec 2, Fenfiao, Linkou Dist., New Taipei City 244, Taiwan(R.O.C.)
Tel: +886-2172-1000 Fax: +886-2172-1322



Freq	Level	Read Level	Factor	Limit Line	Over Limit	APos	TPos	Remark	Pol/Phase	Note
MHz	dBuV/m	dBuV	dB/m	dBuV/m	dB	cm	deg			
1	11160.00	33.51	36.73	-3.22	54.00	-20.49	300	196 Average	Horizontal	
2	11160.00	46.74	49.96	-3.22	74.00	-27.26	300	196 Peak	Horizontal	



TUV Rheinland Taiwan Ltd.
No. 458-18, Sec 2, Fenfiao, Linkou Dist., New Taipei City 244, Taiwan(R.O.C.)
Tel: +886-2172-1000 Fax: +886-2172-1322



Freq	Level	Read Level	Factor	Limit Line	Over Limit	APos	TPos	Remark	Pol/Phase	Note
MHz	dBuV/m	dBuV	dB/m	dBuV/m	dB	cm	deg			
1	11160.00	35.74	38.96	-3.22	54.00	-18.26	300	239 Average	Vertical	
2	11160.00	46.90	50.12	-3.22	74.00	-27.10	300	239 Peak	Vertical	

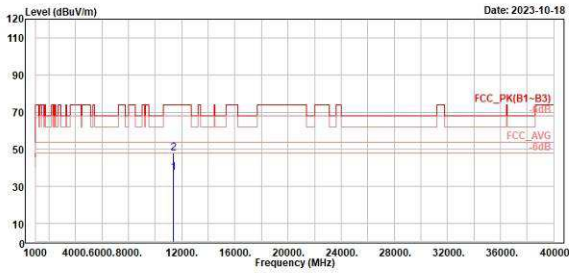
802.11ax HE20

CH 140 (Horizontal)

CH 140 (Vertical)



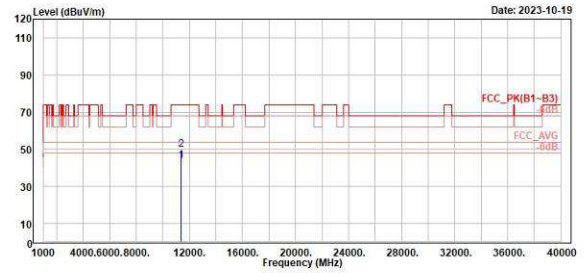
TUV Rheinland Taiwan Ltd.
No. 458-18, Sec 2, Fenliao, Linkou Dist., New Taipei City 244, Taiwan(R.O.C.)
Tel: +886-2172-1000 Fax: +886-2172-1322



No.	Freq	Level	Read		Limit		APos	TPos	Remark	Pol/Phase	Note
			Level	Factor	Line	Limit					
	MHz	dBuV/m	dBuV	dB/m	dBuV/m	dB	cm	deg			
1	11400.00	37.61	40.55	-2.94	54.00	-16.39	300	201	Average	Horizontal	
2	11400.00	47.94	50.88	-2.94	74.00	-26.06	300	201	Peak	Horizontal	



TUV Rheinland Taiwan Ltd.
No. 458-18, Sec 2, Fenliao, Linkou Dist., New Taipei City 244, Taiwan(R.O.C.)
Tel: +886-2172-1000 Fax: +886-2172-1322



No.	Freq	Level	Read		Limit		APos	TPos	Remark	Pol/Phase	Note
			Level	Factor	Line	Limit					
	MHz	dBuV/m	dBuV	dB/m	dBuV/m	dB	cm	deg			
1	11400.00	43.60	46.54	-2.94	54.00	-10.40	100	319	Average	Vertical	
2	11400.00	49.81	52.75	-2.94	74.00	-24.19	100	319	Peak	Vertical	

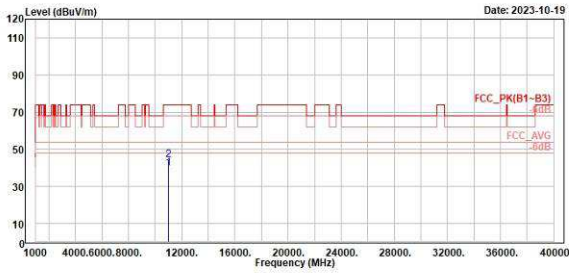
802.11ax HE40

CH 102 (Horizontal)

CH 102 (Vertical)



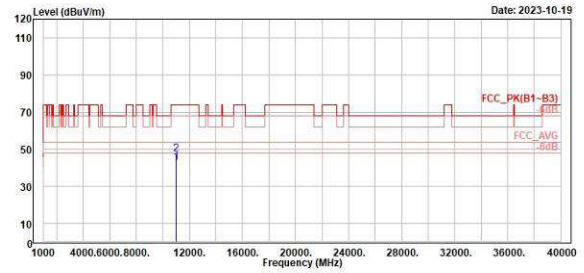
TUV Rheinland Taiwan Ltd.
No. 458-18, Sec 2, Fenliao, Linkou Dist., New Taipei City 244, Taiwan(R.O.C.)
Tel: +886-2172-1000 Fax: +886-2172-1322



No.	Freq	Level	Read		Limit		APos	TPos	Remark	Pol/Phase	Note
			Level	Factor	Line	Limit					
	MHz	dBuV/m	dBuV	dB/m	dBuV/m	dB	cm	deg			
1	11020.00	39.66	43.06	-3.40	54.00	-14.34	352	226	Average	Horizontal	
2	11020.00	44.14	47.54	-3.40	74.00	-29.86	352	226	Peak	Horizontal	



TUV Rheinland Taiwan Ltd.
No. 458-18, Sec 2, Fenliao, Linkou Dist., New Taipei City 244, Taiwan(R.O.C.)
Tel: +886-2172-1000 Fax: +886-2172-1322



No.	Freq	Level	Read		Limit		APos	TPos	Remark	Pol/Phase	Note
			Level	Factor	Line	Limit					
	MHz	dBuV/m	dBuV	dB/m	dBuV/m	dB	cm	deg			
1	11020.00	43.09	46.49	-3.40	54.00	-10.91	128	325	Average	Vertical	
2	11020.00	47.24	50.64	-3.40	74.00	-26.76	128	325	Peak	Vertical	

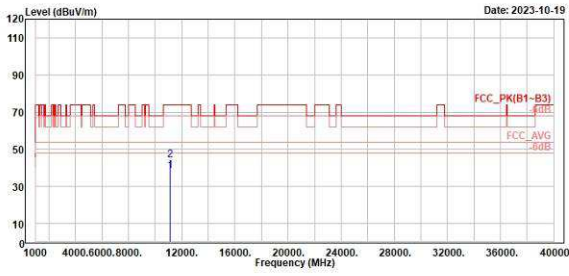
802.11ax HE40

CH 110 (Horizontal)

CH 110 (Vertical)



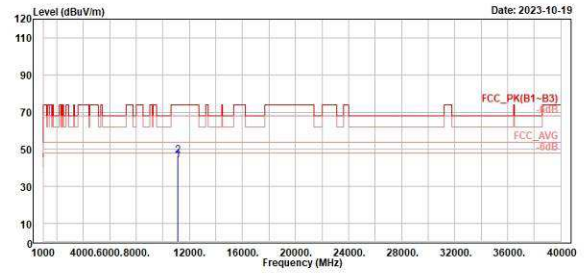
TUV Rheinland Taiwan Ltd.
No. 458-18, Sec 2, Fenliao, Linkou Dist., New Taipei City 244, Taiwan(R.O.C.)
Tel: +886-2172-1000 Fax: +886-2172-1322



No.	Freq	Level	Read		Limit		APos	TPos	Remark	Pol/Phase	Note
			Level	Factor	Line	Limit					
	MHz	dBuV/m	dBuV	dB/m	dBuV/m	dB	cm	deg			
1	11180.00	38.43	41.69	-3.26	54.00	-15.57	258	200	Average	Horizontal	
2	11180.00	44.48	47.66	-3.26	74.00	-29.60	258	200	Peak	Horizontal	



TUV Rheinland Taiwan Ltd.
No. 458-18, Sec 2, Fenliao, Linkou Dist., New Taipei City 244, Taiwan(R.O.C.)
Tel: +886-2172-1000 Fax: +886-2172-1322



No.	Freq	Level	Read		Limit		APos	TPos	Remark	Pol/Phase	Note
			Level	Factor	Line	Limit					
	MHz	dBuV/m	dBuV	dB/m	dBuV/m	dB	cm	deg			
1	11180.00	44.37	47.63	-3.26	54.00	-9.63	283	281	Average	Vertical	
2	11180.00	46.45	49.71	-3.26	74.00	-27.55	283	281	Peak	Vertical	

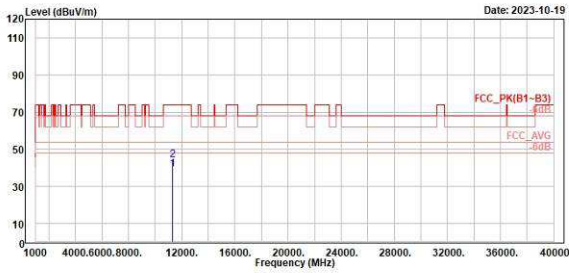
802.11ax HE40

CH 134 (Horizontal)

CH 134 (Vertical)



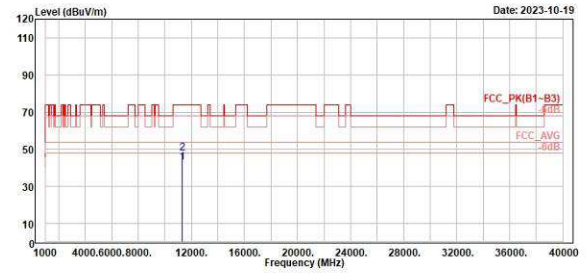
TUV Rheinland Taiwan Ltd.
No. 458-18, Sec 2, Fenfiao, Linkou Dist., New Taipei City 244, Taiwan(R.O.C.)
Tel: +886-2172-1000 Fax: +886-2172-1322



	Freq	Level	Read		Limit		APos	TPos	Remark	Pol/Phase	Note
			Level	Factor	Line	Limit					
	MHz	dBuV/m	dBuV	dB/m	dBuV/m	dB	cm	deg			
1	11340.00	39.28	42.27	-2.99	54.00	-14.72	119	216	Average	Horizontal	
2	11340.00	44.29	47.28	-2.99	74.00	-29.71	119	216	Peak	Horizontal	



TUV Rheinland Taiwan Ltd.
No. 458-18, Sec 2, Fenfiao, Linkou Dist., New Taipei City 244, Taiwan(R.O.C.)
Tel: +886-2172-1000 Fax: +886-2172-1322



	Freq	Level	Read		Limit		APos	TPos	Remark	Pol/Phase	Note
			Level	Factor	Line	Limit					
	MHz	dBuV/m	dBuV	dB/m	dBuV/m	dB	cm	deg			
1	11340.00	42.70	45.69	-2.99	54.00	-11.30	121	316	Average	Vertical	
2	11340.00	48.03	51.02	-2.99	74.00	-25.97	121	316	Peak	Vertical	

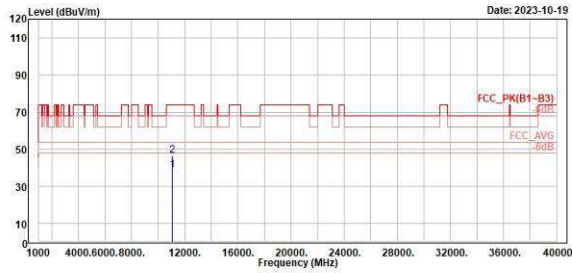
802.11ax HE80

CH 106 (Horizontal)

CH 106 (Vertical)



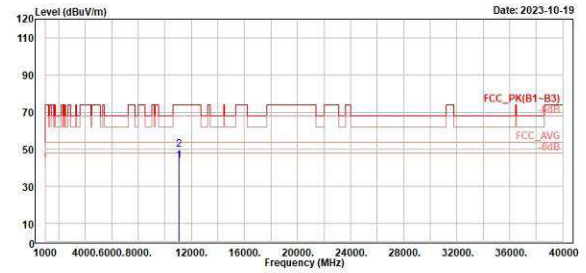
TÜV Rheinland Taiwan Ltd.
No. 458-18, Sec 2, Fenliao, Linkou Dist., New Taipei City 244, Taiwan(R.O.C.)
Tel: +886-2172-1000 Fax: +886-2172-1322



Freq	Level	Read Level	Factor	Limit Line	Over Limit	APos	TPos	Remark	Pol/Phase	Note
MHz	dBuV/m	dBuV	dB/m	dBuV/m	dB	cm	deg			
1	11860.00	38.58	41.91	-3.33	54.00	-15.42	300	290 Average	Horizontal	
2	11860.00	46.68	50.01	-3.33	74.00	-27.32	300	290 Peak	Horizontal	



TÜV Rheinland Taiwan Ltd.
No. 458-18, Sec 2, Fenliao, Linkou Dist., New Taipei City 244, Taiwan(R.O.C.)
Tel: +886-2172-1000 Fax: +886-2172-1322



Freq	Level	Read Level	Factor	Limit Line	Over Limit	APos	TPos	Remark	Pol/Phase	Note
MHz	dBuV/m	dBuV	dB/m	dBuV/m	dB	cm	deg			
1	11860.00	43.62	47.15	-3.33	54.00	-10.18	300	277 Average	Vertical	
2	11860.00	49.55	52.88	-3.33	74.00	-24.45	300	277 Peak	Vertical	

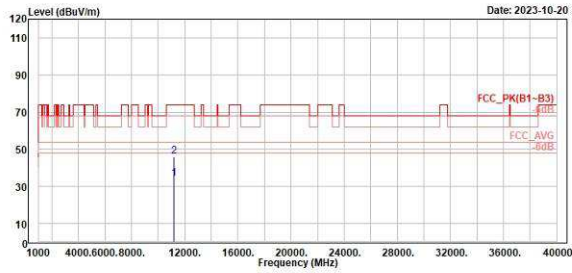
802.11ax HE80

CH 122 (Horizontal)

CH 122 (Vertical)



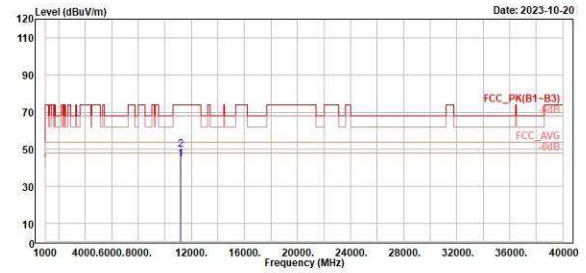
TUV Rheinland Taiwan Ltd.
No. 458-18, Sec 2, Fenliao, Linkou Dist., New Taipei City 244, Taiwan(R.O.C.)
Tel: +886-2172-1000 Fax: +886-2172-1322



	Freq	Level	Read		Limit		APos	TPos	Remark	Pol/Phase	Note
			Level	Factor	Line	Limit					
	MHz	dBuV/m	dBuV	dB/m	dBuV/m	dB	cm	deg			
1	11220.00	34.08	37.23	-3.15	54.00	-19.92	200	260	Average	Horizontal	
2	11220.00	46.25	49.40	-3.15	74.00	-27.75	200	260	Peak	Horizontal	



TUV Rheinland Taiwan Ltd.
No. 458-18, Sec 2, Fenliao, Linkou Dist., New Taipei City 244, Taiwan(R.O.C.)
Tel: +886-2172-1000 Fax: +886-2172-1322



	Freq	Level	Read		Limit		APos	TPos	Remark	Pol/Phase	Note
			Level	Factor	Line	Limit					
	MHz	dBuV/m	dBuV	dB/m	dBuV/m	dB	cm	deg			
1	11220.00	44.75	47.90	-3.15	54.00	-9.25	300	217	Average	Vertical	
2	11220.00	49.88	53.03	-3.15	74.00	-24.12	300	217	Peak	Vertical	

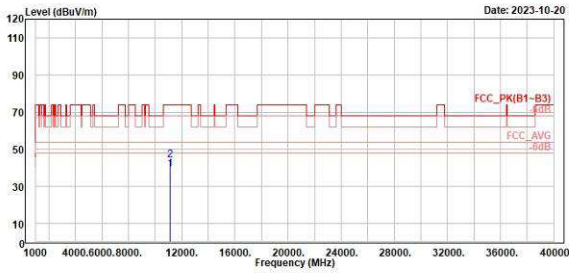
802.11ax HE160

CH 114 (Horizontal)

CH 114 (Vertical)



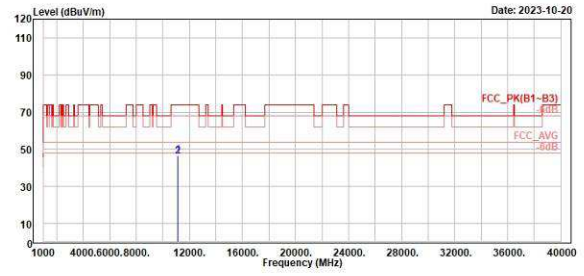
TÜV Rheinland Taiwan Ltd.
No. 458-18, Sec 2, Fenfiao, Linkou Dist., New Taipei City 244, Taiwan(R.O.C.)
Tel: +886-2172-1000 Fax: +886-2172-1322



Freq	Level	Read Level	Factor	Limit Line	Over Limit	APos	TPos	Remark	Pol/Phase	Note
MHz	dBuV/m	dBuV	dB/m	dBuV/m	dB	cm	deg			
1	11140.00	39.46	42.69	-3.23	54.00	-14.54	248	275 Average	Horizontal	
2	11140.00	44.28	47.43	-3.23	74.00	-29.80	248	275 Peak	Horizontal	

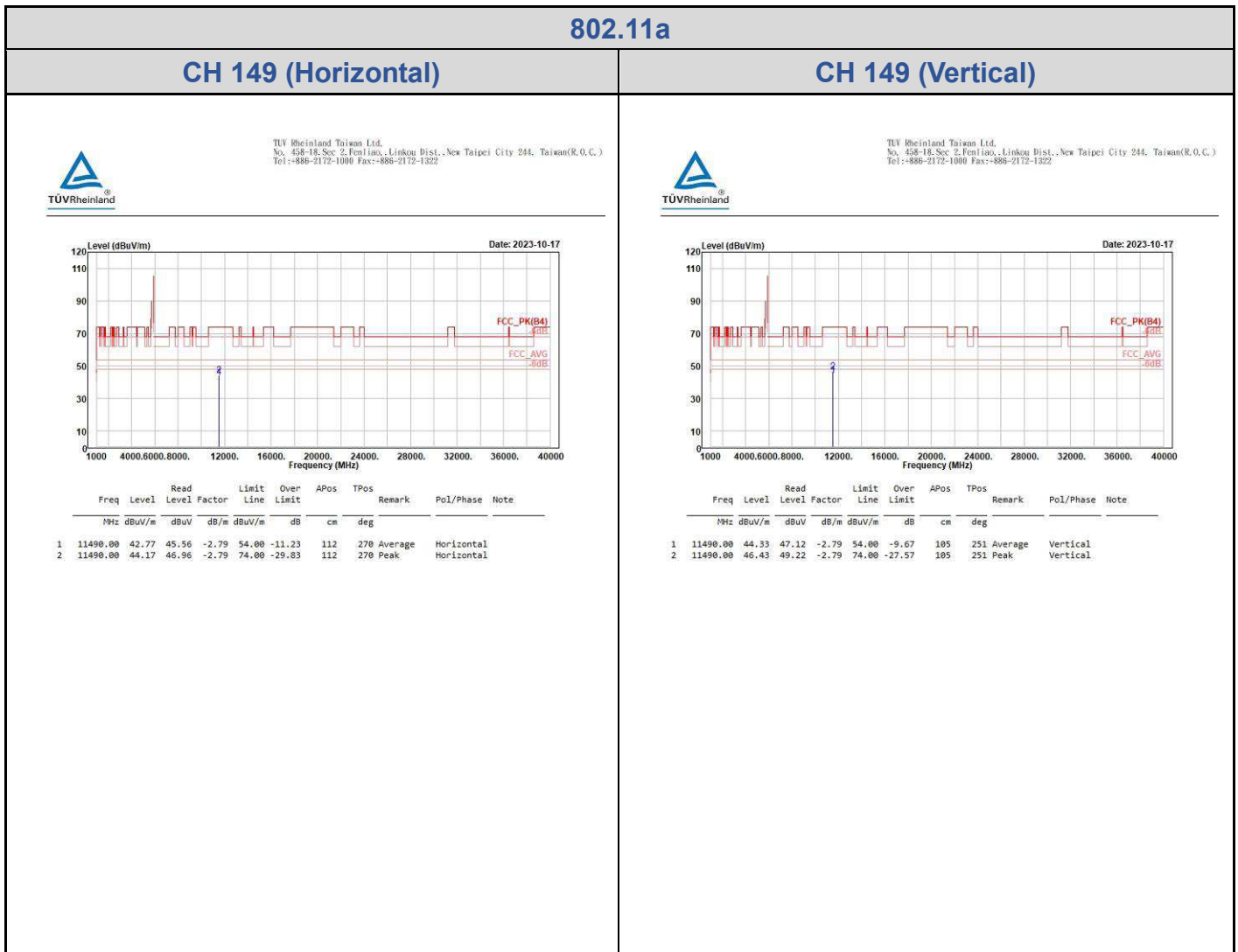


TÜV Rheinland Taiwan Ltd.
No. 458-18, Sec 2, Fenfiao, Linkou Dist., New Taipei City 244, Taiwan(R.O.C.)
Tel: +886-2172-1000 Fax: +886-2172-1322



Freq	Level	Read Level	Factor	Limit Line	Over Limit	APos	TPos	Remark	Pol/Phase	Note
MHz	dBuV/m	dBuV	dB/m	dBuV/m	dB	cm	deg			
1	11140.00	46.47	49.70	-3.23	54.00	-7.53	256	260 Average	Vertical	
2	11140.00	46.31	49.54	-3.23	74.00	-27.69	256	260 Peak	Vertical	

U-NII-3



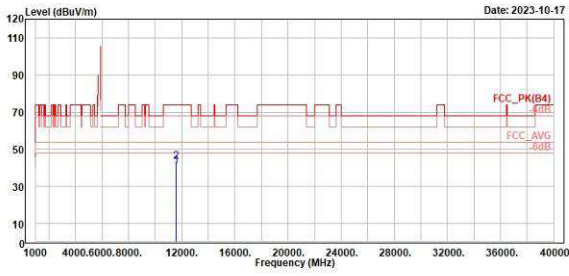
802.11a

CH 157 (Horizontal)

CH 157 (Vertical)



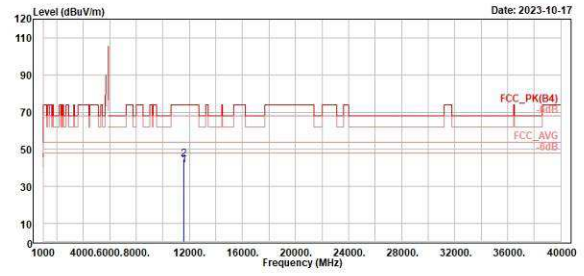
TUV Rheinland Taiwan Ltd.
No. 458-18, Sec 2, Fenfiao, Linkou Dist., New Taipei City 244, Taiwan(R.O.C.)
Tel: +886-2172-1000 Fax: +886-2172-1322



1	2	Read Level	Level Factor	Limit Line	Over Limit	APos	TPos	Remark	Pol/Phase	Note
MHz	dBuV/m	dBuV	dB/m	dBuV/m	dB	cm	deg			
1	11570.00	41.27	43.94	-2.67	54.00	-12.73	189	271 Average	Horizontal	
2	11570.00	43.37	46.04	-2.67	74.00	-30.63	189	271 Peak	Horizontal	



TUV Rheinland Taiwan Ltd.
No. 458-18, Sec 2, Fenfiao, Linkou Dist., New Taipei City 244, Taiwan(R.O.C.)
Tel: +886-2172-1000 Fax: +886-2172-1322



1	2	Read Level	Level Factor	Limit Line	Over Limit	APos	TPos	Remark	Pol/Phase	Note
MHz	dBuV/m	dBuV	dB/m	dBuV/m	dB	cm	deg			
1	11570.00	41.55	44.22	-2.67	54.00	-12.45	115	252 Average	Vertical	
2	11570.00	44.79	47.46	-2.67	74.00	-29.21	115	252 Peak	Vertical	

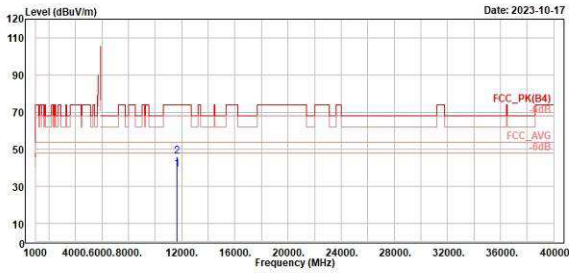
802.11a

CH 165 (Horizontal)

CH 165 (Vertical)



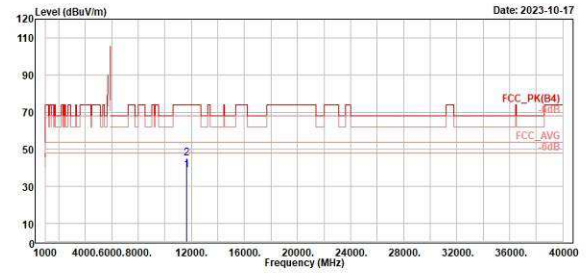
TUV Rheinland Taiwan Ltd.
No. 458-18, Sec 2, Fenliao, Linkou Dist., New Taipei City 244, Taiwan(R.O.C.)
Tel: +886-2172-1000 Fax: +886-2172-1322



Freq	Level	Read Level	Factor	Limit Line	Over Limit	APos	TPos	Remark	Pol/Phase	Note
MHz	dBuV/m	dBuV	dB/m	dBuV/m	dB	cm	deg			
1	11650.00	39.31	41.75	-2.44	54.00	-14.69	100	270 Average	Horizontal	
2	11650.00	45.96	48.40	-2.44	74.00	-28.04	100	270 Peak	Horizontal	



TUV Rheinland Taiwan Ltd.
No. 458-18, Sec 2, Fenliao, Linkou Dist., New Taipei City 244, Taiwan(R.O.C.)
Tel: +886-2172-1000 Fax: +886-2172-1322



Freq	Level	Read Level	Factor	Limit Line	Over Limit	APos	TPos	Remark	Pol/Phase	Note
MHz	dBuV/m	dBuV	dB/m	dBuV/m	dB	cm	deg			
1	11650.00	38.84	41.28	-2.44	54.00	-15.16	165	251 Average	Vertical	
2	11650.00	45.17	47.61	-2.44	74.00	-28.83	165	251 Peak	Vertical	

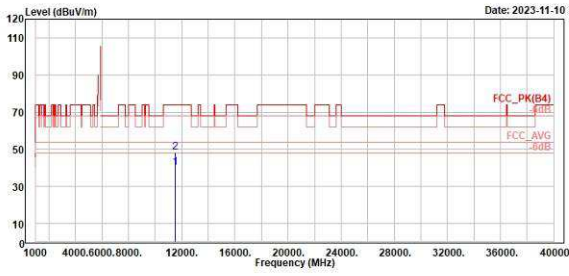
802.11ax HE20

CH 149 (Horizontal)

CH 149 (Vertical)



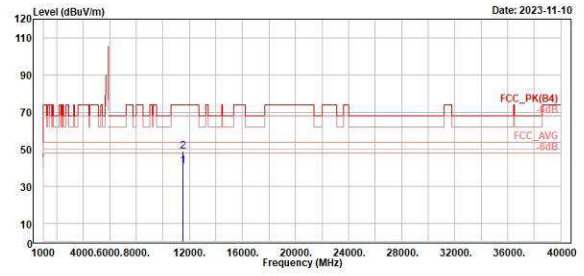
TUV Rheinland Taiwan Ltd.
No. 458-18, Sec 2, Fenliao, Linkou Dist., New Taipei City 244, Taiwan(R.O.C.)
Tel: +886-2172-1000 Fax: +886-2172-1322



Freq	Level	Read Level	Factor	Limit Line	Over Limit	APos	TPos	Remark	Pol/Phase	Note
MHz	dBuV/m	dBuV	dB/m	dBuV/m	dB	cm	deg			
1	11490.00	48.30	43.09	-2.79	54.00	-13.70	100	316 Average	Horizontal	
2	11490.00	48.17	50.96	-2.79	74.00	-25.83	100	316 Peak	Horizontal	



TUV Rheinland Taiwan Ltd.
No. 458-18, Sec 2, Fenliao, Linkou Dist., New Taipei City 244, Taiwan(R.O.C.)
Tel: +886-2172-1000 Fax: +886-2172-1322



Freq	Level	Read Level	Factor	Limit Line	Over Limit	APos	TPos	Remark	Pol/Phase	Note
MHz	dBuV/m	dBuV	dB/m	dBuV/m	dB	cm	deg			
1	11490.00	48.86	43.65	-2.79	54.00	-13.14	400	325 Average	Vertical	
2	11490.00	48.69	51.48	-2.79	74.00	-25.31	400	325 Peak	Vertical	

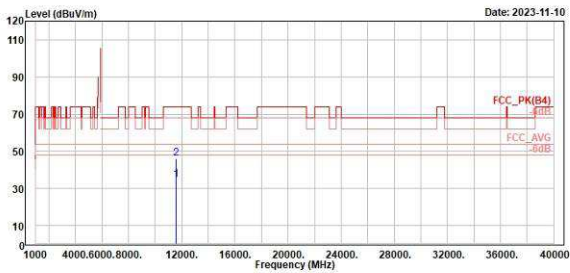
802.11ax HE20

CH 157 (Horizontal)

CH 157 (Vertical)



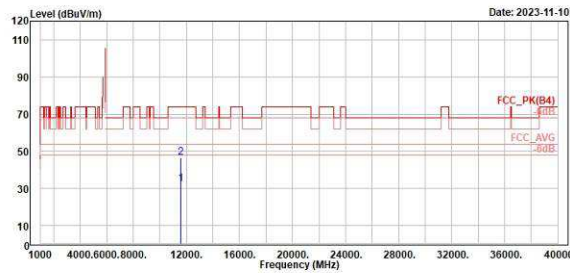
TUV Rheinland Taiwan Ltd.
No. 458-18, Sec 2, Fenfiao, Linkou Dist., New Taipei City 244, Taiwan(R.O.C.)
Tel: +886-2172-1000 Fax: +886-2172-1322



Freq	Level	Read	Limit	Over	APos	TPos	Remark	Pol/Phase	Note
MHz	dBuV/m	dBuV	dB/m	dBuV/m	dB	cm	deg		
1	11570.00	34.67	37.34	-2.67	54.00	-19.33	200	74	Average Horizontal
2	11570.00	46.26	48.93	-2.67	74.00	-27.74	200	74	Peak Horizontal



TUV Rheinland Taiwan Ltd.
No. 458-18, Sec 2, Fenfiao, Linkou Dist., New Taipei City 244, Taiwan(R.O.C.)
Tel: +886-2172-1000 Fax: +886-2172-1322



Freq	Level	Read	Limit	Over	APos	TPos	Remark	Pol/Phase	Note
MHz	dBuV/m	dBuV	dB/m	dBuV/m	dB	cm	deg		
1	11570.00	32.33	35.00	-2.67	54.00	-21.67	100	148	Average Vertical
2	11570.00	46.44	49.11	-2.67	74.00	-27.56	100	148	Peak Vertical

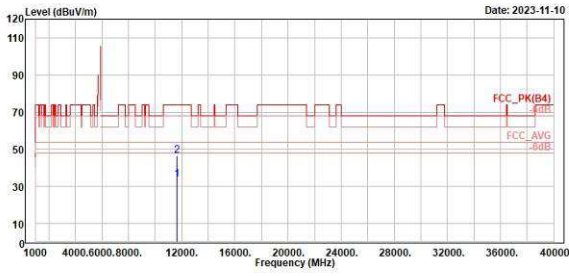
802.11ax HE20

CH 165 (Horizontal)

CH 165 (Vertical)



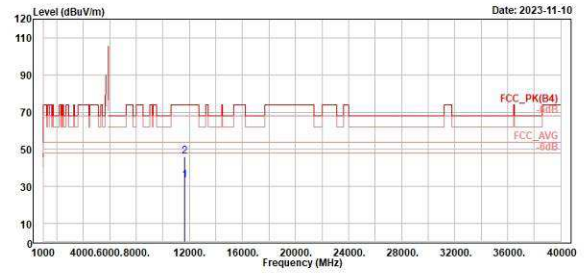
TUV Rheinland Taiwan Ltd.
No. 458-18, Sec 2, Fenliao, Linkou Dist., New Taipei City 244, Taiwan(R.O.C.)
Tel: +886-2172-1000 Fax: +886-2172-1322



Freq	Level	Read Level	Factor	Limit Line	Over Limit	APos	TPos	Remark	Pol/Phase	Note
MHz	dBuV/m	dBuV	dB/m	dBuV/m	dB	cm	deg			
1	11650.00	33.74	36.18	-2.44	54.00	-20.26	300	92 Average	Horizontal	
2	11650.00	46.35	48.99	-2.44	74.00	-27.45	300	92 Peak	Horizontal	



TUV Rheinland Taiwan Ltd.
No. 458-18, Sec 2, Fenliao, Linkou Dist., New Taipei City 244, Taiwan(R.O.C.)
Tel: +886-2172-1000 Fax: +886-2172-1322



Freq	Level	Read Level	Factor	Limit Line	Over Limit	APos	TPos	Remark	Pol/Phase	Note
MHz	dBuV/m	dBuV	dB/m	dBuV/m	dB	cm	deg			
1	11650.00	33.28	35.72	-2.44	54.00	-20.72	185	360 Average	Vertical	
2	11650.00	46.29	48.73	-2.44	74.00	-27.71	185	360 Peak	Vertical	

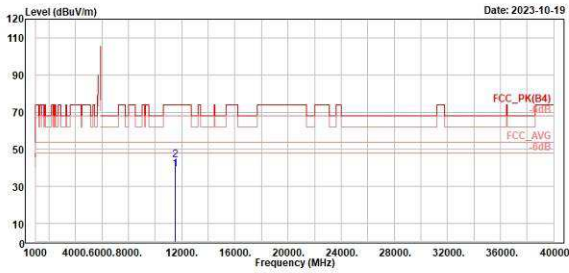
802.11ax HE40

CH 151 (Horizontal)

CH 151 (Vertical)



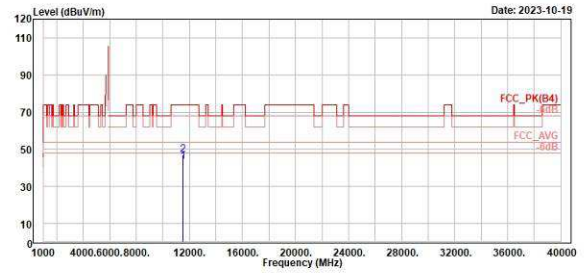
TUV Rheinland Taiwan Ltd.
No. 458-18, Sec 2, Fenfiao, Linkou Dist., New Taipei City 244, Taiwan(R.O.C.)
Tel: +886-2172-1000 Fax: +886-2172-1322



	Freq	Level	Read		Limit		APos	TPos	Remark	Pol/Phase	Note
			Level	Factor	Line	Limit					
	MHz	dBuV/m	dBuV	dB/m	dBuV/m	dB	cm	deg			
1	11510.00	39.12	41.88	-2.76	54.00	-14.88	121	337	Average	Horizontal	
2	11510.00	44.04	46.80	-2.76	74.00	-29.96	121	337	Peak	Horizontal	



TUV Rheinland Taiwan Ltd.
No. 458-18, Sec 2, Fenfiao, Linkou Dist., New Taipei City 244, Taiwan(R.O.C.)
Tel: +886-2172-1000 Fax: +886-2172-1322



	Freq	Level	Read		Limit		APos	TPos	Remark	Pol/Phase	Note
			Level	Factor	Line	Limit					
	MHz	dBuV/m	dBuV	dB/m	dBuV/m	dB	cm	deg			
1	11510.00	43.48	46.24	-2.76	54.00	-10.52	131	317	Average	Vertical	
2	11510.00	47.07	49.83	-2.76	74.00	-26.93	131	317	Peak	Vertical	

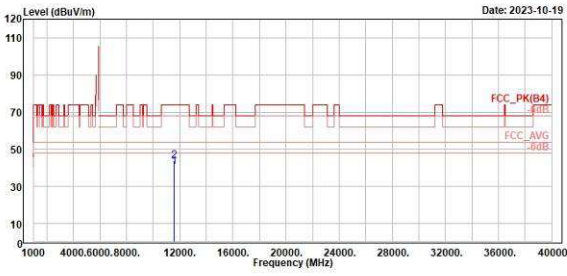
802.11ax HE40

CH 159 (Horizontal)

CH 159 (Vertical)



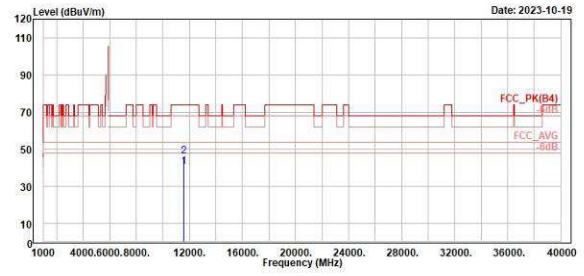
TUV Rheinland Taiwan Ltd.
No. 458-18, Sec 2, Fenliao, Linkou Dist., New Taipei City 244, Taiwan(R.O.C.)
Tel: +886-2172-1000 Fax: +886-2172-1322



Freq	Level	Read Level	Factor	Limit Line	Over Limit	APos	TPos	Remark	Pol/Phase	Note
MHz	dBuV/m	dBuV	dB/m	dBuV/m	dB	cm	deg			
1	11590.00	48.74	43.37	-2.63	54.00	-13.26	106	337 Average	Horizontal	
2	11590.00	43.58	46.21	-2.63	74.00	-30.42	106	337 Peak	Horizontal	



TUV Rheinland Taiwan Ltd.
No. 458-18, Sec 2, Fenliao, Linkou Dist., New Taipei City 244, Taiwan(R.O.C.)
Tel: +886-2172-1000 Fax: +886-2172-1322



Freq	Level	Read Level	Factor	Limit Line	Over Limit	APos	TPos	Remark	Pol/Phase	Note
MHz	dBuV/m	dBuV	dB/m	dBuV/m	dB	cm	deg			
1	11590.00	48.83	43.46	-2.63	54.00	-13.17	141	319 Average	Vertical	
2	11590.00	46.17	48.80	-2.63	74.00	-27.83	141	319 Peak	Vertical	

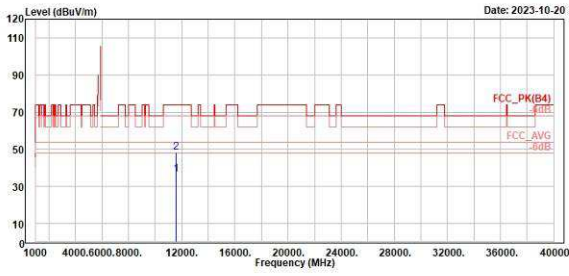
802.11ax HE80

CH 155 (Horizontal)

CH 155 (Vertical)



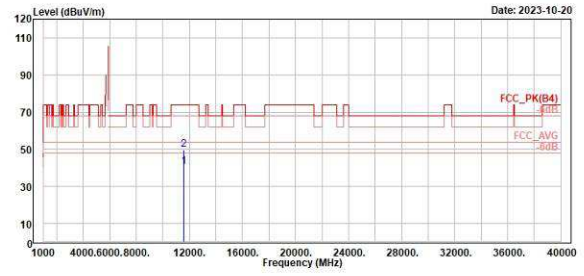
TUV Rheinland Taiwan Ltd.
No. 458-18, Sec 2, Fenliao, Linkou Dist., New Taipei City 244, Taiwan(R.O.C.)
Tel: +886-2172-1000 Fax: +886-2172-1322



	Freq	Read		Limit		APos	TPos	Remark	Pol/Phase	Note
		Level	Level Factor	Line	Limit					
	MHz	dBuV/m	dBuV	dB/m	dBuV/m	dB	cm	deg		
1	11550.00	36.34	39.04	-2.70	54.00	-17.66	400	296	Average	Horizontal
2	11550.00	48.39	51.09	-2.70	74.00	-25.61	400	296	Peak	Horizontal



TUV Rheinland Taiwan Ltd.
No. 458-18, Sec 2, Fenliao, Linkou Dist., New Taipei City 244, Taiwan(R.O.C.)
Tel: +886-2172-1000 Fax: +886-2172-1322



	Freq	Read		Limit		APos	TPos	Remark	Pol/Phase	Note
		Level	Level Factor	Line	Limit					
	MHz	dBuV/m	dBuV	dB/m	dBuV/m	dB	cm	deg		
1	11550.00	40.61	43.31	-2.70	54.00	-13.39	400	244	Average	Vertical
2	11550.00	49.98	52.68	-2.70	74.00	-24.18	400	244	Peak	Vertical

Mains Conducted Emission, (150kHz ~ 30MHz)

