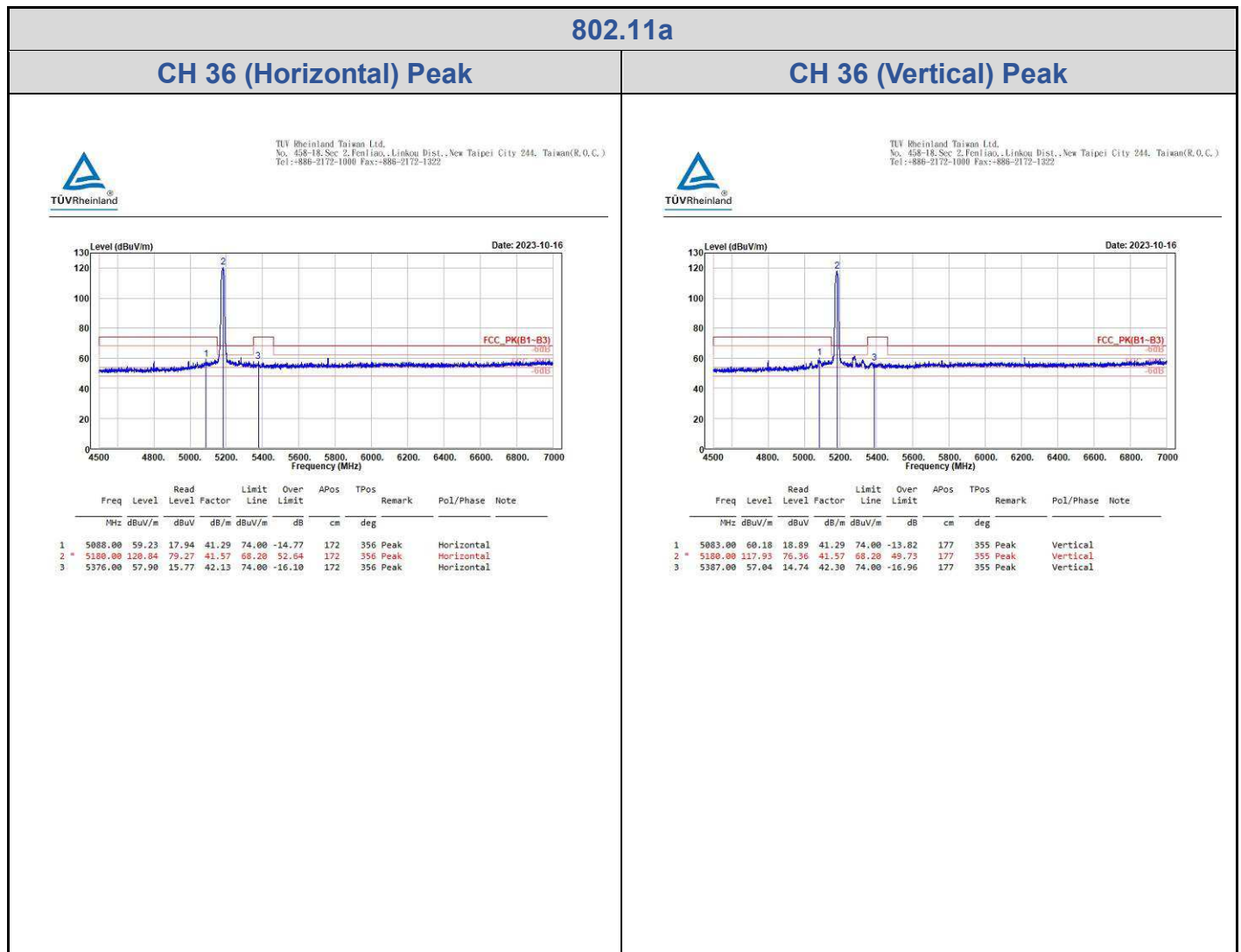


Appendix F: Test Results of Radiation Spurious Emissions & Mains Conducted Emission (Spruce_Panel antenna)

Band Edges, 4.5GHz ~ 5.15GHz

U-NII-1



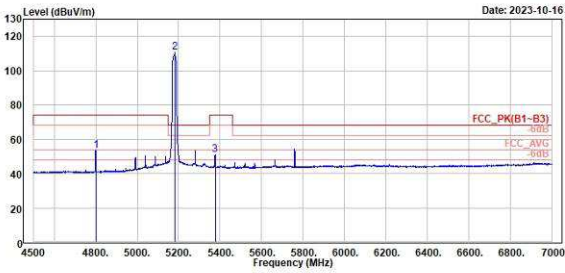
802.11a

CH 36 (Horizontal) Average

CH 36 (Vertical) Average



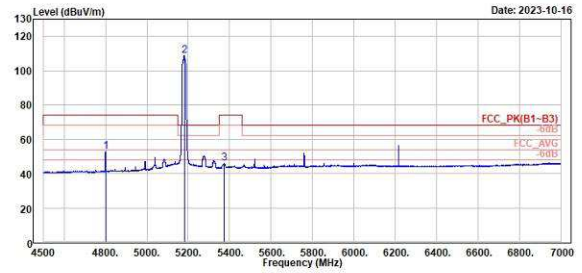
TÜV Rheinland Taiwan Ltd.
No. 458-18, Sec 2, Fenfiao, Linkou Dist., New Taipei City 244, Taiwan(R.O.C.)
Tel: +886-2172-1000 Fax: +886-2172-1322



Freq	Level	Read Level	Factor	Limit Line	Over Limit	APos	TPos	Remark	Pol/Phase	Note
MHz	dBuV/m	dBuV	dB/m	dBuV/m	dB	cm	deg			
1	4880.00	53.21	12.21	41.00	54.00	-0.79	172	356 Average	Horizontal	
2	5180.00	119.51	69.94	41.57	54.00	56.51	172	356 Average	Horizontal	
3	5376.00	50.97	8.84	42.13	54.00	-3.03	172	356 Average	Horizontal	



TÜV Rheinland Taiwan Ltd.
No. 458-18, Sec 2, Fenfiao, Linkou Dist., New Taipei City 244, Taiwan(R.O.C.)
Tel: +886-2172-1000 Fax: +886-2172-1322



Freq	Level	Read Level	Factor	Limit Line	Over Limit	APos	TPos	Remark	Pol/Phase	Note
MHz	dBuV/m	dBuV	dB/m	dBuV/m	dB	cm	deg			
1	4880.00	52.85	11.85	41.00	54.00	-1.15	177	355 Average	Vertical	
2	5180.00	108.84	67.27	41.57	54.00	54.84	177	355 Average	Vertical	
3	5373.50	45.74	3.64	42.10	54.00	-8.26	177	355 Average	Vertical	

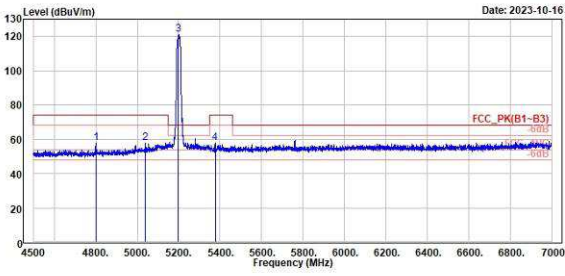
802.11a

CH 40 (Horizontal) Peak

CH 40 (Vertical) Peak



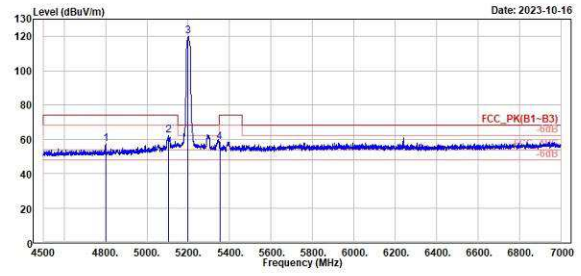
TÜV Rheinland Taiwan Ltd.
No. 458-18, Sec 2, Fenjiao, Linkou Dist., New Taipei City 244, Taiwan(R.O.C.)
Tel: +886-2172-1000 Fax: +886-2172-1322



Peak	Freq (MHz)	Level (dBuV/m)	Read Level (dBuV)	Factor (dB/m)	Limit Line (dBuV/m)	Over Limit (dB)	APos (cm)	TPos (deg)	Remark	Pol/Phase	Note
1	4890.00	57.81	16.81	41.00	74.00	-16.19	179	357	Peak	Horizontal	
2	5040.50	57.85	16.60	41.25	74.00	-16.15	179	357	Peak	Horizontal	
3 *	5200.00	121.15	79.49	41.66	68.20	52.95	179	357	Peak	Horizontal	
4	5376.00	58.07	15.94	42.13	74.00	-15.93	179	357	Peak	Horizontal	



TÜV Rheinland Taiwan Ltd.
No. 458-18, Sec 2, Fenjiao, Linkou Dist., New Taipei City 244, Taiwan(R.O.C.)
Tel: +886-2172-1000 Fax: +886-2172-1322



Peak	Freq (MHz)	Level (dBuV/m)	Read Level (dBuV)	Factor (dB/m)	Limit Line (dBuV/m)	Over Limit (dB)	APos (cm)	TPos (deg)	Remark	Pol/Phase	Note
1	4890.00	57.11	16.11	41.00	74.00	-16.89	178	356	Peak	Vertical	
2	5105.00	62.35	21.83	41.32	74.00	-11.65	178	356	Peak	Vertical	
3 *	5200.00	120.21	78.55	41.66	68.20	52.01	178	356	Peak	Vertical	
4	5351.50	58.52	16.74	41.78	74.00	-15.48	178	356	Peak	Vertical	

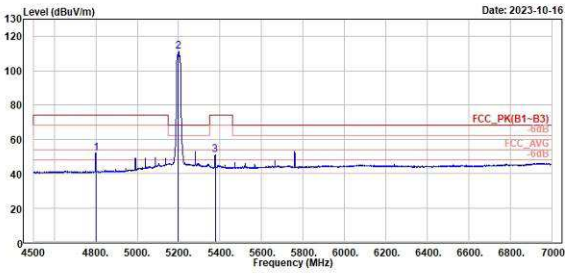
802.11a

CH 40 (Horizontal) Average

CH 40 (Vertical) Average



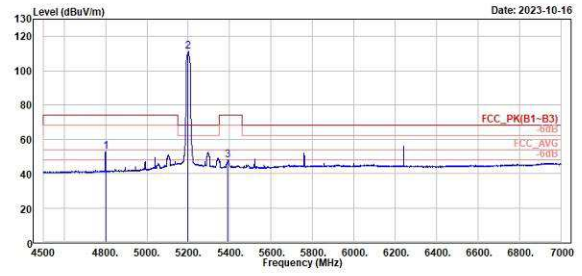
TÜV Rheinland Taiwan Ltd.
No. 458-18, Sec 2, Fenfiao, Linkou Dist., New Taipei City 244, Taiwan(R.O.C.)
Tel: +886-2172-1000 Fax: +886-2172-1322



Freq	Level	Read Level	Factor	Limit Line	Over Limit	APos	TPos	Remark	Pol/Phase	Note
MHz	dBuV/m	dBuV	dB/m	dBuV/m	dB	cm	deg			
1 4800.00	52.09	11.09	41.00	54.00	-1.91	179	357	Average	Horizontal	
2 * 5200.00	121.43	69.77	41.66	54.00	57.43	179	357	Average	Horizontal	
3 5376.00	50.67	8.54	42.13	54.00	-3.33	179	357	Average	Horizontal	



TÜV Rheinland Taiwan Ltd.
No. 458-18, Sec 2, Fenfiao, Linkou Dist., New Taipei City 244, Taiwan(R.O.C.)
Tel: +886-2172-1000 Fax: +886-2172-1322



Freq	Level	Read Level	Factor	Limit Line	Over Limit	APos	TPos	Remark	Pol/Phase	Note
MHz	dBuV/m	dBuV	dB/m	dBuV/m	dB	cm	deg			
1 4800.00	52.98	11.98	41.00	54.00	-1.02	178	356	Average	Vertical	
2 * 5200.00	111.04	69.38	41.66	54.00	57.04	178	356	Average	Vertical	
3 5391.00	47.92	5.57	42.35	54.00	-6.08	178	356	Average	Vertical	

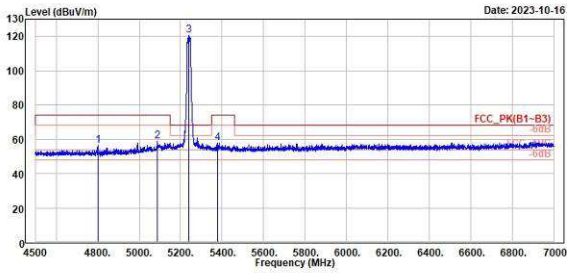
802.11a

CH 48 (Horizontal) Peak

CH 48 (Vertical) Peak



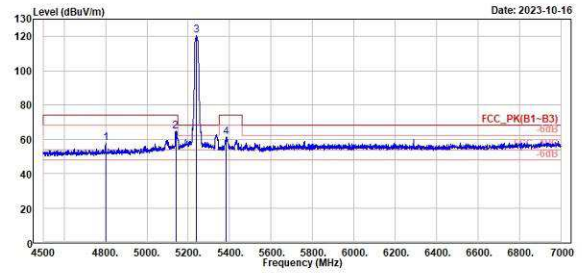
TÜV Rheinland Taiwan Ltd.
No. 458-18, Sec 2, Fenjiao, Linkou Dist., New Taipei City 244, Taiwan(R.O.C.)
Tel: +886-2172-1000 Fax: +886-2172-1322



Peak	Freq (MHz)	Level (dBuV/m)	Read Level (dBuV)	Level Factor (dB/m)	Limit Line (dBuV/m)	Over Limit (dB)	APos (cm)	TPos (deg)	Remark	Pol/Phase	Note
1	4880.00	56.50	15.50	41.00	74.00	-17.50	178	354	Peak	Horizontal	
2	5139.00	58.69	17.40	41.29	74.00	-15.31	178	354	Peak	Horizontal	
3 *	5240.00	120.84	79.23	41.61	68.20	52.64	178	354	Peak	Horizontal	
4	5376.50	57.80	15.66	42.14	74.00	-16.20	178	354	Peak	Horizontal	



TÜV Rheinland Taiwan Ltd.
No. 458-18, Sec 2, Fenjiao, Linkou Dist., New Taipei City 244, Taiwan(R.O.C.)
Tel: +886-2172-1000 Fax: +886-2172-1322



Peak	Freq (MHz)	Level (dBuV/m)	Read Level (dBuV)	Level Factor (dB/m)	Limit Line (dBuV/m)	Over Limit (dB)	APos (cm)	TPos (deg)	Remark	Pol/Phase	Note
1	4880.00	57.74	16.74	41.00	74.00	-16.26	177	356	Peak	Vertical	
2	5139.00	64.79	23.38	41.41	74.00	-9.21	177	356	Peak	Vertical	
3 *	5240.00	120.54	78.93	41.61	68.20	52.34	177	356	Peak	Vertical	
4	5381.50	61.39	19.17	42.22	74.00	-12.61	177	356	Peak	Vertical	

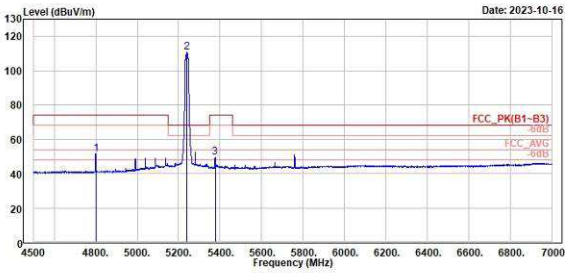
802.11a

CH 48 (Horizontal) Average

CH 48 (Vertical) Average



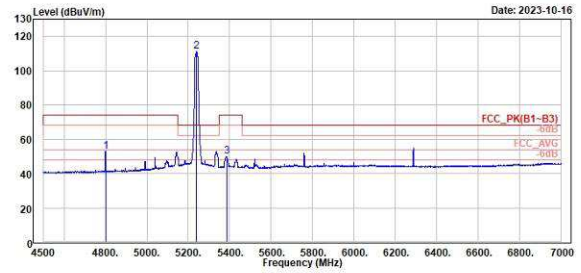
TÜV Rheinland Taiwan Ltd.
No. 458-18, Sec 2, Fenfiao, Linkou Dist., New Taipei City 244, Taiwan(R.O.C.)
Tel: +886-2172-1000 Fax: +886-2172-1322



Peak	Freq (MHz)	Level (dBuV/m)	Read Level (dBuV)	Factor (dB/m)	Limit Line (dBuV/m)	Over Limit (dB)	APos (cm)	TPos (deg)	Remark	Pol/Phase	Note
1	4880.00	51.59	10.59	41.00	54.00	-2.41	178	354	Average	Horizontal	
2	5240.00	120.65	69.66	41.61	54.00	56.65	178	354	Average	Horizontal	
3	5376.00	49.57	7.44	42.13	54.00	-4.43	178	354	Average	Horizontal	



TÜV Rheinland Taiwan Ltd.
No. 458-18, Sec 2, Fenfiao, Linkou Dist., New Taipei City 244, Taiwan(R.O.C.)
Tel: +886-2172-1000 Fax: +886-2172-1322



Peak	Freq (MHz)	Level (dBuV/m)	Read Level (dBuV)	Factor (dB/m)	Limit Line (dBuV/m)	Over Limit (dB)	APos (cm)	TPos (deg)	Remark	Pol/Phase	Note
1	4880.00	53.03	12.03	41.00	54.00	-0.97	177	356	Average	Vertical	
2	5240.00	111.35	69.74	41.61	54.00	57.35	177	356	Average	Vertical	
3	5384.50	50.14	7.88	42.26	54.00	-3.86	177	356	Average	Vertical	

802.11ax HE20

CH 36 (Horizontal) Peak

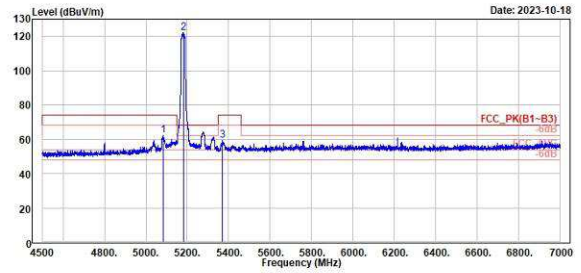
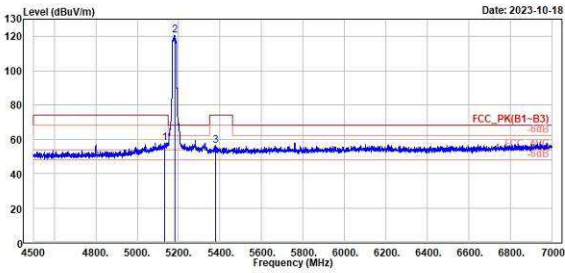
CH 36 (Vertical) Peak



TÜV Rheinland Taiwan Ltd.
No. 458-18, Sec 2, Fenfiao, Linkou Dist., New Taipei City 244, Taiwan(R.O.C.)
Tel: +886-2172-1000 Fax: +886-2172-1322



TÜV Rheinland Taiwan Ltd.
No. 458-18, Sec 2, Fenfiao, Linkou Dist., New Taipei City 244, Taiwan(R.O.C.)
Tel: +886-2172-1000 Fax: +886-2172-1322



Peak	Freq (MHz)	Level (dBuV/m)	Read Level (dBuV)	Factor (dB/m)	Limit Line (dBuV/m)	Over Limit (dB)	APos (cm)	TPos (deg)	Remark	Pol/Phase	Note
1	5133.50	58.03	16.64	41.39	74.00	-15.97	177	356	Peak	Horizontal	
2	5100.00	129.62	79.25	41.57	68.20	52.62	177	356	Peak	Horizontal	
3	5376.50	56.48	14.34	42.14	74.00	-17.52	177	356	Peak	Horizontal	

Peak	Freq (MHz)	Level (dBuV/m)	Read Level (dBuV)	Factor (dB/m)	Limit Line (dBuV/m)	Over Limit (dB)	APos (cm)	TPos (deg)	Remark	Pol/Phase	Note
1	5085.00	62.07	20.78	41.29	74.00	-11.93	181	359	Peak	Vertical	
2	5100.00	122.27	80.70	41.57	68.20	54.07	181	359	Peak	Vertical	
3	5370.50	59.21	17.15	42.06	74.00	-14.79	181	359	Peak	Vertical	

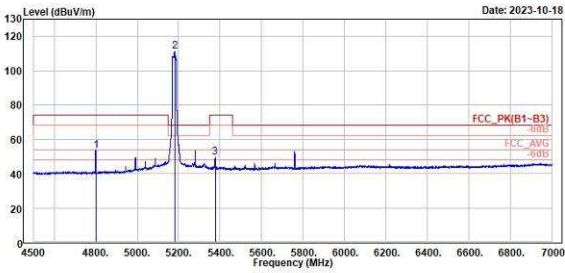
802.11ax HE20

CH 36 (Horizontal) Average

CH 36 (Vertical) Average



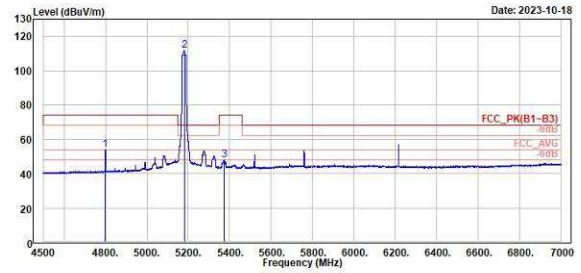
TÜV Rheinland Taiwan Ltd.
No. 458-18, Sec 2, Fenfiao, Linkou Dist., New Taipei City 244, Taiwan(R.O.C.)
Tel: +886-2172-1000 Fax: +886-2172-1322



Peak	Freq (MHz)	Level (dBuV/m)	Read Level (dBuV)	Factor (dB/m)	Limit Line (dBuV/m)	Over Limit (dB)	APos (cm)	TPos (deg)	Remark	Pol/Phase	Note
1	4880.00	53.30	12.30	41.00	54.00	-0.70	177	356	Average	Horizontal	
2	5180.00	121.43	69.86	41.57	54.00	57.43	177	356	Average	Horizontal	
3	5376.00	49.20	7.07	42.13	54.00	-4.80	177	356	Average	Horizontal	



TÜV Rheinland Taiwan Ltd.
No. 458-18, Sec 2, Fenfiao, Linkou Dist., New Taipei City 244, Taiwan(R.O.C.)
Tel: +886-2172-1000 Fax: +886-2172-1322



Peak	Freq (MHz)	Level (dBuV/m)	Read Level (dBuV)	Factor (dB/m)	Limit Line (dBuV/m)	Over Limit (dB)	APos (cm)	TPos (deg)	Remark	Pol/Phase	Note
1	4799.50	53.70	12.70	41.00	54.00	-0.30	181	359	Average	Vertical	
2	5180.00	111.87	70.30	41.57	54.00	57.87	181	359	Average	Vertical	
3	5373.00	47.72	5.63	42.09	54.00	-6.28	181	359	Average	Vertical	

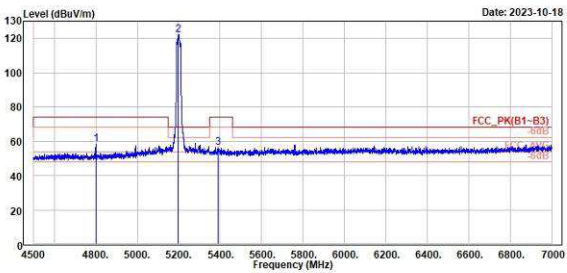
802.11ax HE20

CH 40 (Horizontal) Peak

CH 40 (Vertical) Peak



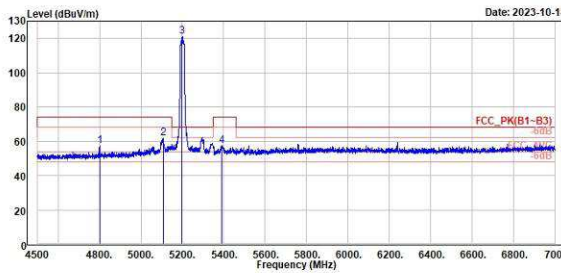
TÜV Rheinland Taiwan Ltd.
No. 458-18, Sec 2, Fenjiao, Linkou Dist., New Taipei City 244, Taiwan(R.O.C.)
Tel: +886-2172-1000 Fax: +886-2172-1322



Peak	Freq (MHz)	Level (dBuV/m)	Read Level (dBuV)	Factor (dB/m)	Limit (dBuV/m)	Over Limit (dB)	APos (cm)	TPos (deg)	Remark	PoI/Phase	Note
1	4800.00	58.25	17.25	41.00	74.00	-15.75	185	356	Peak	Horizontal	
2	5200.00	122.02	80.36	41.66	65.20	53.82	185	356	Peak	Horizontal	
3	5391.50	56.49	14.13	42.36	74.00	-17.51	185	356	Peak	Horizontal	



TÜV Rheinland Taiwan Ltd.
No. 458-18, Sec 2, Fenjiao, Linkou Dist., New Taipei City 244, Taiwan(R.O.C.)
Tel: +886-2172-1000 Fax: +886-2172-1322



Peak	Freq (MHz)	Level (dBuV/m)	Read Level (dBuV)	Factor (dB/m)	Limit (dBuV/m)	Over Limit (dB)	APos (cm)	TPos (deg)	Remark	PoI/Phase	Note
1	4800.00	57.13	16.13	41.00	74.00	-16.87	178	359	Peak	Vertical	
2	5187.00	61.79	20.47	41.32	74.00	-12.21	178	359	Peak	Vertical	
3	5200.00	120.99	79.33	41.66	68.20	52.79	178	359	Peak	Vertical	
4	5390.50	57.33	14.98	42.35	74.00	-16.67	178	359	Peak	Vertical	

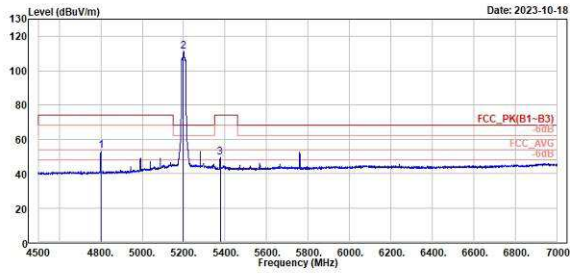
802.11ax HE20

CH 40 (Horizontal) Average

CH 40 (Vertical) Average



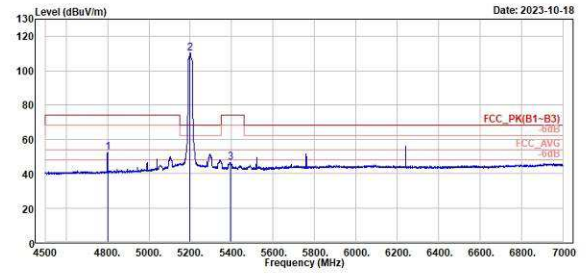
TÜV Rheinland Taiwan Ltd.
No. 458-18, Sec 2, Fenfiao, Linkou Dist., New Taipei City 244, Taiwan(R.O.C.)
Tel: +886-2172-1000 Fax: +886-2172-1322



Freq	Level	Read Level	Factor	Limit Line	Over Limit	APos	TPos	Remark	Pol/Phase	Note
MHz	dBuV/m	dBuV	dB/m	dBuV/m	dB	cm	deg			
1 4800.00	53.35	12.35	41.00	54.00	-0.65	185	356	Average	Horizontal	
2 * 5200.00	121.01	69.35	41.66	54.00	57.01	185	356	Average	Horizontal	
3 5376.00	49.32	7.19	42.13	54.00	-4.68	185	356	Average	Horizontal	



TÜV Rheinland Taiwan Ltd.
No. 458-18, Sec 2, Fenfiao, Linkou Dist., New Taipei City 244, Taiwan(R.O.C.)
Tel: +886-2172-1000 Fax: +886-2172-1322



Freq	Level	Read Level	Factor	Limit Line	Over Limit	APos	TPos	Remark	Pol/Phase	Note
MHz	dBuV/m	dBuV	dB/m	dBuV/m	dB	cm	deg			
1 4800.00	52.25	11.25	41.00	54.00	-1.75	178	359	Average	Vertical	
2 * 5200.00	110.35	68.69	41.66	54.00	56.35	178	359	Average	Vertical	
3 5393.00	46.70	4.32	42.38	54.00	-7.30	178	359	Average	Vertical	

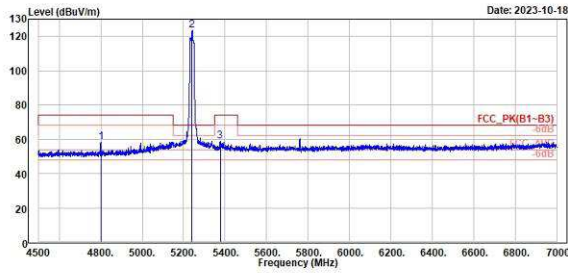
802.11ax HE20

CH 48 (Horizontal) Peak

CH 48 (Vertical) Peak



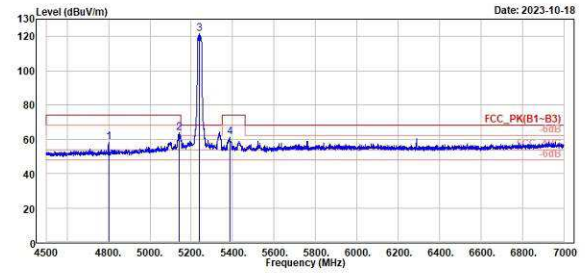
TÜV Rheinland Taiwan Ltd.
No. 458-18, Sec 2, Fenjiao, Linkou Dist., New Taipei City 244, Taiwan(R.O.C.)
Tel: +886-2172-1000 Fax: +886-2172-1322



Peak	Freq (MHz)	Level (dBuV/m)	Read Level (dBuV)	Factor (dB/m)	Limit Line (dBuV/m)	Over Limit (dB)	APos (cm)	TPos (deg)	Remark	Pol/Phase	Note
1	4890.50	58.45	17.45	41.00	74.00	-15.55	188	359	Peak	Horizontal	
2	5240.00	123.70	82.69	41.01	65.20	55.50	180	359	Peak	Horizontal	
3	5376.00	58.89	16.76	42.13	74.00	-15.11	188	359	Peak	Horizontal	



TÜV Rheinland Taiwan Ltd.
No. 458-18, Sec 2, Fenjiao, Linkou Dist., New Taipei City 244, Taiwan(R.O.C.)
Tel: +886-2172-1000 Fax: +886-2172-1322



Peak	Freq (MHz)	Level (dBuV/m)	Read Level (dBuV)	Factor (dB/m)	Limit Line (dBuV/m)	Over Limit (dB)	APos (cm)	TPos (deg)	Remark	Pol/Phase	Note
1	4890.00	50.56	17.56	41.00	74.00	-15.44	180	358	Peak	Vertical	
2	5142.50	63.80	22.39	41.41	74.00	-10.20	180	358	Peak	Vertical	
3	5240.00	121.42	79.81	41.61	68.20	53.22	180	358	Peak	Vertical	
4	5385.50	61.20	18.92	42.28	74.00	-12.80	180	358	Peak	Vertical	

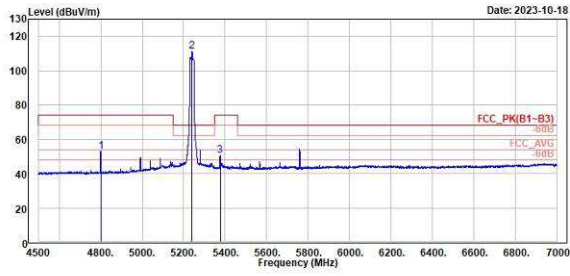
802.11ax HE20

CH 48 (Horizontal) Average

CH 48 (Vertical) Average



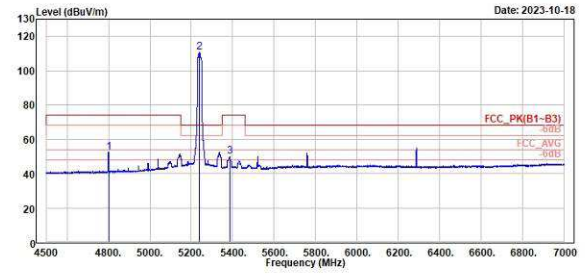
TÜV Rheinland Taiwan Ltd.
No. 458-18, Sec 2, Fenfiao, Linkou Dist., New Taipei City 244, Taiwan(R.O.C.)
Tel: +886-2172-1000 Fax: +886-2172-1322



Freq	Level	Read Level	Factor	Limit	Over	APos	TPos	Remark	Pol/Phase	Note
MHz	dBuV/m	dBuV	dB/m	dBuV/m	dB	cm	deg			
1	4880.00	52.99	11.99	41.00	54.00	-1.01	188	359 Average	Horizontal	
2	5240.00	121.10	69.49	41.00	54.00	57.10	188	359 Average	Horizontal	
3	5376.00	50.32	8.19	42.13	54.00	-3.68	188	359 Average	Horizontal	



TÜV Rheinland Taiwan Ltd.
No. 458-18, Sec 2, Fenfiao, Linkou Dist., New Taipei City 244, Taiwan(R.O.C.)
Tel: +886-2172-1000 Fax: +886-2172-1322



Freq	Level	Read Level	Factor	Limit	Over	APos	TPos	Remark	Pol/Phase	Note
MHz	dBuV/m	dBuV	dB/m	dBuV/m	dB	cm	deg			
1	4880.00	52.56	11.56	41.00	54.00	-1.44	188	358 Average	Vertical	
2	5240.00	119.77	69.16	41.00	54.00	56.77	188	358 Average	Vertical	
3	5385.00	49.74	7.47	42.27	54.00	-4.26	188	358 Average	Vertical	

802.11ax HE40

CH 38 (Horizontal) Peak

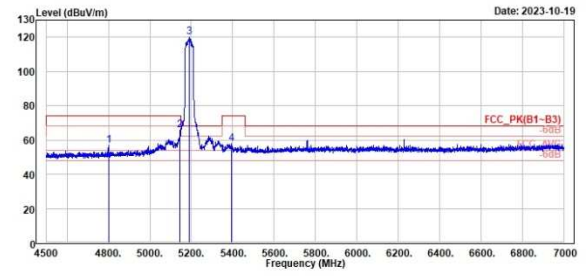
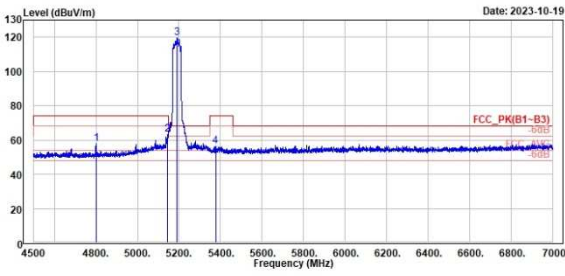
CH 38 (Vertical) Peak



TÜV Rheinland Taiwan Ltd.
No. 438-18, Sec. 2, Fenhiao, Linkou Dist., New Taipei City 244, Taiwan(R.O.C.)
Tel: +886-2172-1000 Fax: +886-2172-1322



TÜV Rheinland Taiwan Ltd.
No. 438-18, Sec. 2, Fenhiao, Linkou Dist., New Taipei City 244, Taiwan(R.O.C.)
Tel: +886-2172-1000 Fax: +886-2172-1322



Peak	Freq (MHz)	Level (dBuV/m)	Read Level (dBuV)	Factor (dB/m)	Limit Line (dBuV/m)	Over Limit (dB)	APos (cm)	TPos (deg)	Remark	Pol/Phase	Note
1	4800.00	57.72	16.72	41.00	74.00	-16.28	189	355	Peak	Horizontal	
2	5144.50	63.28	21.86	41.42	74.00	-10.72	189	355	Peak	Horizontal	
3 *	5198.00	119.44	77.82	41.62	68.20	51.24	189	355	Peak	Horizontal	
4	5376.00	56.41	14.28	42.13	74.00	-17.59	189	355	Peak	Horizontal	

Peak	Freq (MHz)	Level (dBuV/m)	Read Level (dBuV)	Factor (dB/m)	Limit Line (dBuV/m)	Over Limit (dB)	APos (cm)	TPos (deg)	Remark	Pol/Phase	Note
1	4800.00	57.07	16.07	41.00	74.00	-16.93	191	357	Peak	Vertical	
2	5145.00	65.72	24.30	41.42	74.00	-8.28	191	357	Peak	Vertical	
3 *	5198.00	120.00	78.38	41.62	68.20	51.80	191	357	Peak	Vertical	
4	5395.50	57.80	15.37	42.43	74.00	-16.20	191	357	Peak	Vertical	

802.11ax HE40

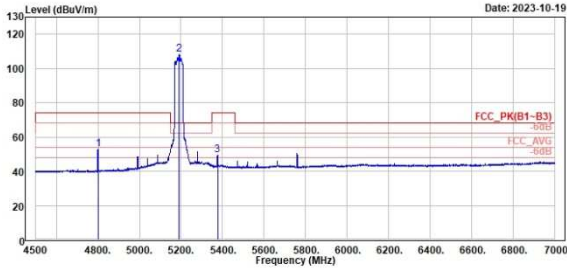
CH 38 (Horizontal) Average

CH 38 (Vertical) Average



TUV Rheinland Taiwan Ltd.
No. 458-18, Sec 2, Fenhiao, Linkou Dist., New Taipei City 244, Taiwan(R.O.C.)
Tel: +886-2172-1000 Fax: +886-2172-1322

Date: 2023-10-19

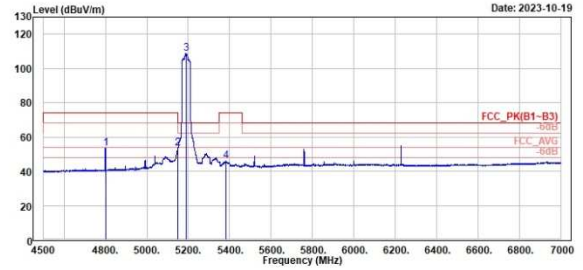


Freq	Level	Read	Limit	Over	APos	TPos	Remark	Pol/Phase	Note
MHz	dBuV/m	dBuV	dB/m	dBuV/m	dB	cm	deg		
1 4800.00	52.87	11.87	41.00	54.00	-1.13	189	355 Average	Horizontal	
2 * 5190.00	108.03	66.41	41.62	54.00	54.03	189	355 Average	Horizontal	
3 5376.00	49.35	7.22	42.13	54.00	-4.65	189	355 Average	Horizontal	



TUV Rheinland Taiwan Ltd.
No. 458-18, Sec 2, Fenhiao, Linkou Dist., New Taipei City 244, Taiwan(R.O.C.)
Tel: +886-2172-1000 Fax: +886-2172-1322

Date: 2023-10-19



Freq	Level	Read	Limit	Over	APos	TPos	Remark	Pol/Phase	Note
MHz	dBuV/m	dBuV	dB/m	dBuV/m	dB	cm	deg		
1 4800.00	53.21	12.21	41.00	54.00	-0.79	191	357 Average	Vertical	
2 5150.00	53.42	11.99	41.43	54.00	-0.58	191	357 Average	Vertical	
3 * 5190.00	108.72	67.10	41.62	54.00	54.72	191	357 Average	Vertical	
4 5381.00	45.97	3.76	42.21	54.00	-8.03	191	357 Average	Vertical	

802.11ax HE40

CH 46 (Horizontal) Peak

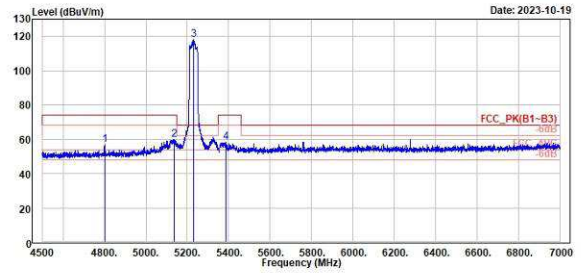
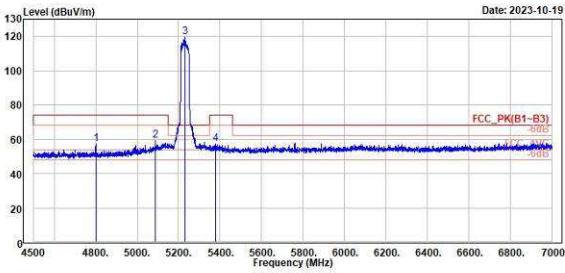
CH 46 (Vertical) Peak



TÜV Rheinland Taiwan Ltd.
No. 458-18, Sec 2, Fenliao, Linkou Dist., New Taipei City 244, Taiwan(R.O.C.)
Tel: +886-2172-1000 Fax: +886-2172-1322



TÜV Rheinland Taiwan Ltd.
No. 458-18, Sec 2, Fenliao, Linkou Dist., New Taipei City 244, Taiwan(R.O.C.)
Tel: +886-2172-1000 Fax: +886-2172-1322



Peak	Freq (MHz)	Level (dBuV/m)	Read Level (dBuV)	Level Factor (dB/m)	Limit Line (dBuV/m)	Over Limit (dB)	APos (cm)	TPos (deg)	Remark	Pol/Phase	Note
1	4880.00	57.12	16.12	41.00	74.00	-16.88	194	358	Peak	Horizontal	
2	5068.00	59.45	18.16	41.29	74.00	-14.55	194	358	Peak	Horizontal	
3 *	5230.00	119.41	77.79	41.62	68.20	51.21	194	358	Peak	Horizontal	
4	5376.50	57.50	15.36	42.14	74.00	-16.50	194	358	Peak	Horizontal	

Peak	Freq (MHz)	Level (dBuV/m)	Read Level (dBuV)	Level Factor (dB/m)	Limit Line (dBuV/m)	Over Limit (dB)	APos (cm)	TPos (deg)	Remark	Pol/Phase	Note
1	4800.00	56.86	15.86	41.00	74.00	-17.14	191	358	Peak	Vertical	
2	5135.50	59.75	18.36	41.39	74.00	-14.25	191	358	Peak	Vertical	
3 *	5230.00	118.22	76.60	41.62	68.20	50.62	191	358	Peak	Vertical	
4	5386.00	58.21	15.93	42.28	74.00	-15.79	191	358	Peak	Vertical	

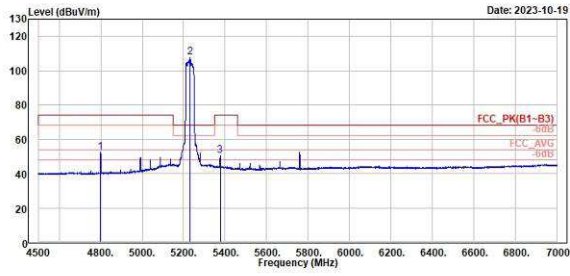
802.11ax HE40

CH 46 (Horizontal) Average

CH 46 (Vertical) Average



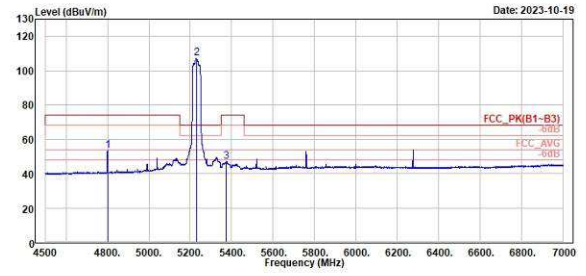
TUV Rheinland Taiwan Ltd.
No. 458-18, Sec 2, Fenfiao, Linkou Dist., New Taipei City 244, Taiwan(R.O.C.)
Tel: +886-2172-1000 Fax: +886-2172-1322



Freq	Level	Read Level	Factor	Limit	Over	APos	TPos	Remark	Pol/Phase	Note
MHz	dBuV/m	dBuV	dB/m	dBuV/m	dB	cm	deg			
1	4799.50	52.53	11.53	41.00	54.00	-1.47	194	358 Average	Horizontal	
2	5238.00	107.59	65.97	41.00	53.50	194	358 Average	Horizontal		
3	5376.00	50.43	8.30	42.13	54.00	-3.57	194	358 Average	Horizontal	



TUV Rheinland Taiwan Ltd.
No. 458-18, Sec 2, Fenfiao, Linkou Dist., New Taipei City 244, Taiwan(R.O.C.)
Tel: +886-2172-1000 Fax: +886-2172-1322



Freq	Level	Read Level	Factor	Limit	Over	APos	TPos	Remark	Pol/Phase	Note
MHz	dBuV/m	dBuV	dB/m	dBuV/m	dB	cm	deg			
1	4800.00	53.24	12.24	41.00	54.00	-0.76	191	358 Average	Vertical	
2	5238.00	107.47	65.85	41.00	53.47	191	358 Average	Vertical		
3	5374.50	47.14	5.03	42.11	54.00	-6.86	191	358 Average	Vertical	

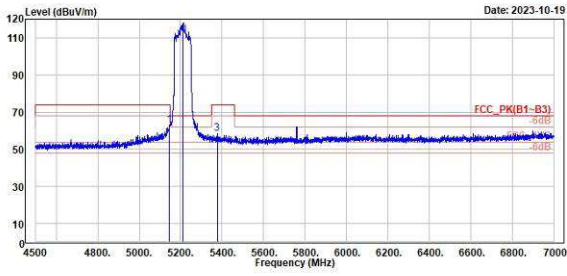
802.11ax HE80

CH 42 (Horizontal) Peak

CH 42 (Vertical) Peak



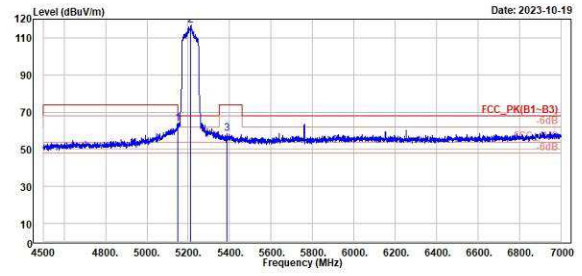
TÜV Rheinland Taiwan Ltd.
No. 458-18, Sec 2, Fenfiao, Linkou Dist., New Taipei City 244, Taiwan(R.O.C.)
Tel: +886-2172-1000 Fax: +886-2172-1322



Peak	Freq (MHz)	Level (dBuV/m)	Read Level (dBuV)	Factor (dB/m)	Limit Line (dBuV/m)	Over Limit (dB)	APos (cm)	TPos (deg)	Remark	Pol/Phase	Note
1	5147.00	63.12	20.25	42.87	74.00	-10.88	192	360	Peak	Horizontal	
2	5210.00	118.07	75.04	43.03	65.20	49.87	192	360	Peak	Horizontal	
3	5376.00	58.54	15.45	43.09	74.00	-15.46	192	360	Peak	Horizontal	



TÜV Rheinland Taiwan Ltd.
No. 458-18, Sec 2, Fenfiao, Linkou Dist., New Taipei City 244, Taiwan(R.O.C.)
Tel: +886-2172-1000 Fax: +886-2172-1322



Peak	Freq (MHz)	Level (dBuV/m)	Read Level (dBuV)	Factor (dB/m)	Limit Line (dBuV/m)	Over Limit (dB)	APos (cm)	TPos (deg)	Remark	Pol/Phase	Note
1	5148.50	64.01	21.12	42.89	74.00	-9.99	183	360	Peak	Vertical	
2	5210.00	116.87	73.84	43.03	65.20	49.67	183	360	Peak	Vertical	
3	5387.00	58.62	15.47	43.15	74.00	-15.38	183	360	Peak	Vertical	

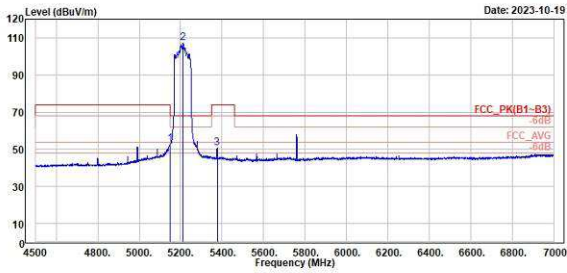
802.11ax HE80

CH 42 (Horizontal) Average

CH 42 (Vertical) Average



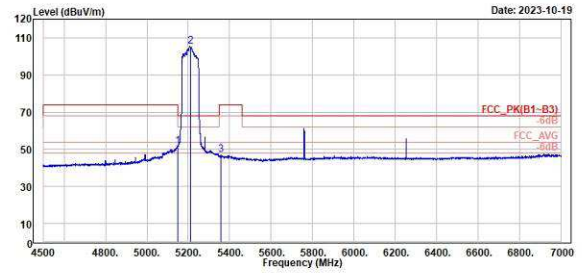
TÜV Rheinland Taiwan Ltd.
No. 458-18, Sec 2, Fenfiao, Linkou Dist., New Taipei City 244, Taiwan(R.O.C.)
Tel: +886-2172-1000 Fax: +886-2172-1322



Freq	Level	Read Level	Factor	Limit	Over	APos	TPos	Remark	Pol/Phase	Note
MHz	dBuV/m	dBuV	dB/m	dBuV/m	dB	cm	deg			
1 5149.50	53.09	10.19	42.90	54.00	-0.91	192	360	Average	Horizontal	
2 * 5210.00	107.16	64.23	43.03	54.00	53.26	192	360	Average	Horizontal	
3 5376.00	50.64	7.55	43.09	54.00	-3.36	192	360	Average	Horizontal	



TÜV Rheinland Taiwan Ltd.
No. 458-18, Sec 2, Fenfiao, Linkou Dist., New Taipei City 244, Taiwan(R.O.C.)
Tel: +886-2172-1000 Fax: +886-2172-1322



Freq	Level	Read Level	Factor	Limit	Over	APos	TPos	Remark	Pol/Phase	Note
MHz	dBuV/m	dBuV	dB/m	dBuV/m	dB	cm	deg			
1 5149.00	51.76	8.87	42.89	54.00	-2.24	183	360	Average	Vertical	
2 * 5210.00	105.52	62.49	43.03	54.00	51.52	183	360	Average	Vertical	
3 5375.50	46.77	3.77	43.00	54.00	-7.23	183	360	Average	Vertical	

Band Edges, 5.35GHz
U-NII-2A

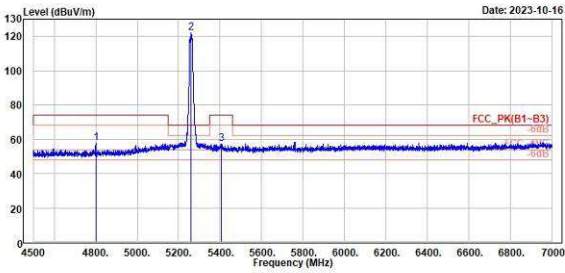
802.11a

CH 52 (Horizontal) Peak

CH 52 (Vertical) Peak



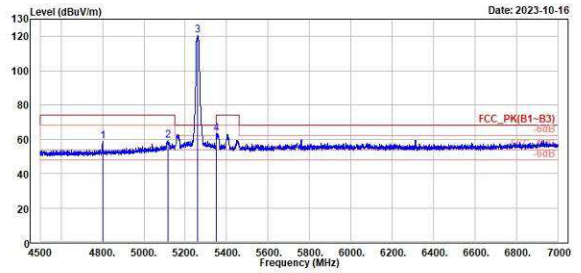
TÜV Rheinland Taiwan Ltd.
No. 458-18, Sec 2, Fenfiao, Linkou Dist., New Taipei City 244, Taiwan(R.O.C.)
Tel: +886-2172-1000 Fax: +886-2172-1322



Peak	Freq (MHz)	Level (dBuV/m)	Read Level (dBuV)	Factor (dB/m)	Limit Line (dBuV/m)	Over Limit (dB)	APos (cm)	TPos (deg)	Remark	Pol/Phase	Note
1	4890.50	57.71	16.71	41.00	74.00	-16.29	176	354	Peak	Horizontal	
2	5260.00	122.21	89.53	41.68	65.20	54.01	176	354	Peak	Horizontal	
3	5495.00	57.24	14.79	42.45	74.00	-16.76	176	354	Peak	Horizontal	



TÜV Rheinland Taiwan Ltd.
No. 458-18, Sec 2, Fenfiao, Linkou Dist., New Taipei City 244, Taiwan(R.O.C.)
Tel: +886-2172-1000 Fax: +886-2172-1322



Peak	Freq (MHz)	Level (dBuV/m)	Read Level (dBuV)	Factor (dB/m)	Limit Line (dBuV/m)	Over Limit (dB)	APos (cm)	TPos (deg)	Remark	Pol/Phase	Note
1	4890.00	58.71	17.71	41.00	74.00	-15.29	183	355	Peak	Vertical	
2	5117.50	59.53	15.18	41.35	74.00	-14.47	183	355	Peak	Vertical	
3	5260.00	120.63	78.95	41.68	68.20	52.43	183	355	Peak	Vertical	
4	5350.50	63.37	21.60	41.77	74.00	-10.63	183	355	Peak	Vertical	

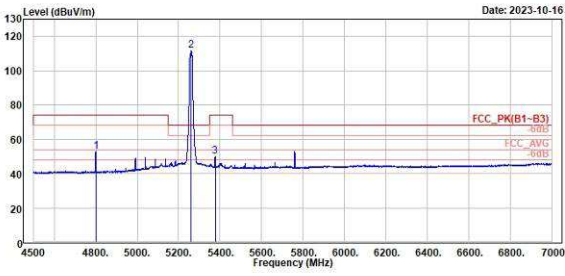
802.11a

CH 52 (Horizontal) Average

CH 52 (Vertical) Average



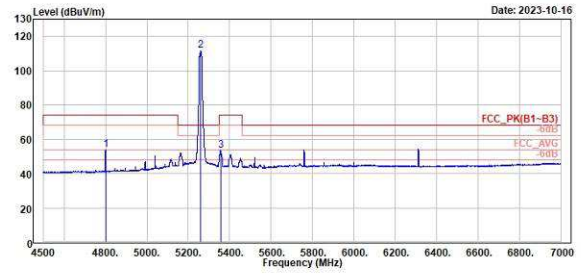
TÜV Rheinland Taiwan Ltd.
No. 458-18, Sec 2, Fenfiao, Linkou Dist., New Taipei City 244, Taiwan(R.O.C.)
Tel: +886-2172-1000 Fax: +886-2172-1322



Freq	Level	Read Level	Factor	Limit Line	Over Limit	APos	TPos	Remark	Pol/Phase	Note
MHz	dBuV/m	dBuV	dB/m	dBuV/m	dB	cm	deg			
1 4800.00	52.73	11.73	41.00	54.00	-1.27	176	354	Average	Horizontal	
2 * 5260.00	121.77	70.09	41.68	54.00	57.77	176	354	Average	Horizontal	
3 5376.00	49.87	7.74	42.13	54.00	-4.13	176	354	Average	Horizontal	



TÜV Rheinland Taiwan Ltd.
No. 458-18, Sec 2, Fenfiao, Linkou Dist., New Taipei City 244, Taiwan(R.O.C.)
Tel: +886-2172-1000 Fax: +886-2172-1322



Freq	Level	Read Level	Factor	Limit Line	Over Limit	APos	TPos	Remark	Pol/Phase	Note
MHz	dBuV/m	dBuV	dB/m	dBuV/m	dB	cm	deg			
1 4800.00	53.71	12.71	41.00	54.00	-0.29	183	355	Average	Vertical	
2 * 5260.00	121.92	69.84	41.68	54.00	57.92	183	355	Average	Vertical	
3 5376.00	53.33	11.47	41.86	54.00	-0.67	183	355	Average	Vertical	

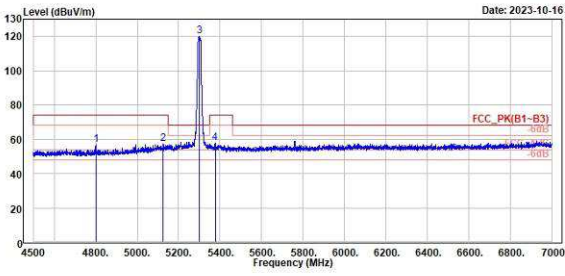
802.11a

CH 60 (Horizontal) Peak

CH 60 (Vertical) Peak



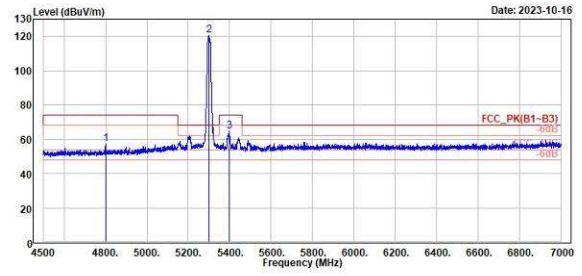
TÜV Rheinland Taiwan Ltd.
No. 458-18, Sec 2, Fenjiao, Linkou Dist., New Taipei City 244, Taiwan(R.O.C.)
Tel: +886-2172-1000 Fax: +886-2172-1322



Peak	Freq (MHz)	Level (dBuV/m)	Read Level (dBuV)	Level Factor (dB/m)	Limit Line (dBuV/m)	Over Limit (dB)	APos (cm)	TPos (deg)	Remark	Pol/Phase	Note
1	4890.00	56.85	15.85	41.00	74.00	-17.15	180	354	Peak	Horizontal	
2	5123.50	57.14	15.77	41.37	74.00	-16.86	180	354	Peak	Horizontal	
3	5300.00	120.18	70.15	42.03	68.20	51.98	180	354	Peak	Horizontal	
4	5376.00	57.70	15.57	42.13	74.00	-16.30	180	354	Peak	Horizontal	



TÜV Rheinland Taiwan Ltd.
No. 458-18, Sec 2, Fenjiao, Linkou Dist., New Taipei City 244, Taiwan(R.O.C.)
Tel: +886-2172-1000 Fax: +886-2172-1322



Peak	Freq (MHz)	Level (dBuV/m)	Read Level (dBuV)	Level Factor (dB/m)	Limit Line (dBuV/m)	Over Limit (dB)	APos (cm)	TPos (deg)	Remark	Pol/Phase	Note
1	4890.00	57.18	16.18	41.00	74.00	-16.82	185	358	Peak	Vertical	
2	5300.00	120.05	70.02	42.03	68.20	52.45	185	358	Peak	Vertical	
3	5398.00	64.74	22.28	42.46	74.00	-9.26	185	358	Peak	Vertical	

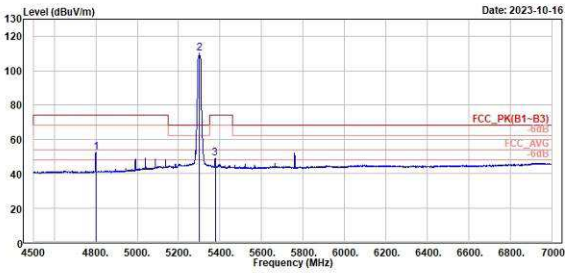
802.11a

CH 60 (Horizontal) Average

CH 60 (Vertical) Average



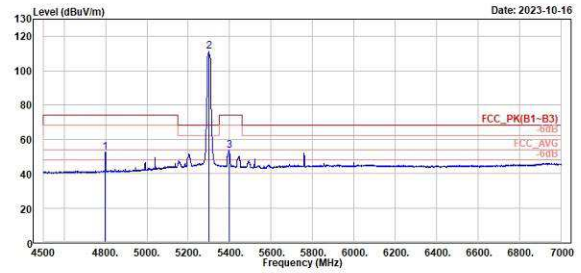
TÜV Rheinland Taiwan Ltd.
No. 458-18, Sec 2, Fenfiao, Linkou Dist., New Taipei City 244, Taiwan(R.O.C.)
Tel: +886-2172-1000 Fax: +886-2172-1322



Read	Limit	Over	APos	TPos	Remark	Pol/Phase	Note
Level	Line	Limit					
Factor							
dBuV	dB/m	dBuV/m	dB	cm	deg		
1 4880.00	52.19	11.19	41.00	54.00	-1.81	180	354 Average Horizontal
2 * 5300.00	120.41	68.38	42.03	54.00	56.41	180	354 Average Horizontal
3 5376.00	49.15	7.02	42.13	54.00	-4.85	180	354 Average Horizontal



TÜV Rheinland Taiwan Ltd.
No. 458-18, Sec 2, Fenfiao, Linkou Dist., New Taipei City 244, Taiwan(R.O.C.)
Tel: +886-2172-1000 Fax: +886-2172-1322



Read	Limit	Over	APos	TPos	Remark	Pol/Phase	Note
Level	Line	Limit					
Factor							
dBuV	dB/m	dBuV/m	dB	cm	deg		
1 4799.50	52.49	11.49	41.00	54.00	-1.51	185	358 Average Vertical
2 * 5300.00	111.04	69.01	42.03	54.00	57.04	185	358 Average Vertical
3 5397.00	53.43	10.98	42.45	54.00	-0.57	185	358 Average Vertical

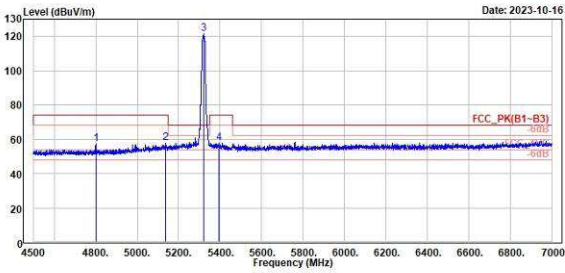
802.11a

CH 64 (Horizontal) Peak

CH 64 (Vertical) Peak



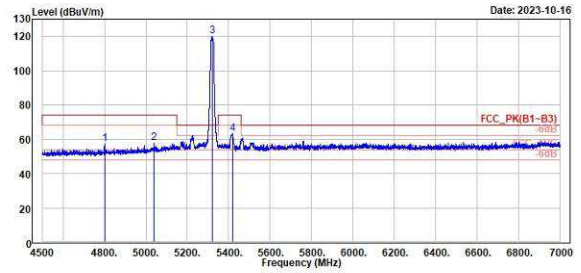
TÜV Rheinland Taiwan Ltd.
No. 458-18, Sec 2, Fenfiao, Linkou Dist., New Taipei City 244, Taiwan(R.O.C.)
Tel: +886-2172-1000 Fax: +886-2172-1322



Peak	Freq (MHz)	Level (dBuV/m)	Read Level (dBuV)	Level Factor (dB/m)	Limit Line (dBuV/m)	Over Limit (dB)	APos (cm)	TPos (deg)	Remark	Pol/Phase	Note
1	4890.00	57.34	16.34	41.00	74.00	-16.66	176	354	Peak	Horizontal	
2	5136.00	57.67	16.28	41.39	74.00	-16.33	176	354	Peak	Horizontal	
3 *	5320.00	121.38	79.46	41.92	68.20	53.18	176	354	Peak	Horizontal	
4	5392.50	57.78	15.40	42.38	74.00	-16.22	176	354	Peak	Horizontal	



TÜV Rheinland Taiwan Ltd.
No. 458-18, Sec 2, Fenfiao, Linkou Dist., New Taipei City 244, Taiwan(R.O.C.)
Tel: +886-2172-1000 Fax: +886-2172-1322



Peak	Freq (MHz)	Level (dBuV/m)	Read Level (dBuV)	Level Factor (dB/m)	Limit Line (dBuV/m)	Over Limit (dB)	APos (cm)	TPos (deg)	Remark	Pol/Phase	Note
1	4890.50	57.37	16.37	41.00	74.00	-16.63	184	357	Peak	Vertical	
2	5040.00	57.77	16.53	41.24	74.00	-16.23	184	357	Peak	Vertical	
3 *	5320.00	120.28	78.36	41.92	68.20	52.08	184	357	Peak	Vertical	
4	5418.50	63.45	21.10	42.35	74.00	-10.55	184	357	Peak	Vertical	

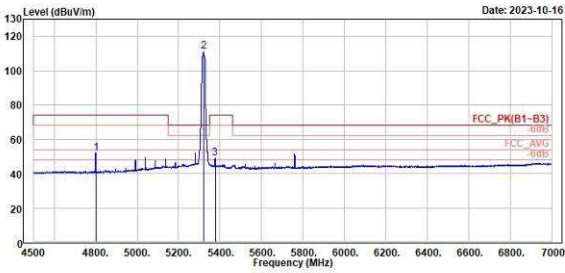
802.11a

CH 64 (Horizontal) Average

CH 64 (Vertical) Average



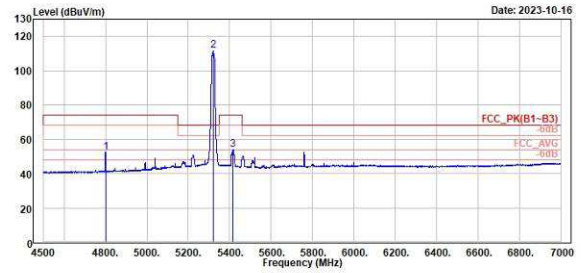
TÜV Rheinland Taiwan Ltd.
No. 458-18, Sec 2, Fenfiao, Linkou Dist., New Taipei City 244, Taiwan(R.O.C.)
Tel: +886-2172-1000 Fax: +886-2172-1322



Peak	Freq (MHz)	Level (dBuV/m)	Read Level (dBuV)	Factor (dB/m)	Limit Line (dBuV/m)	Over Limit (dB)	APos (cm)	TPos (deg)	Remark	Pol/Phase	Note
1	4800.00	51.99	10.99	41.00	54.00	-2.01	176	354	Average	Horizontal	
2	5320.00	121.00	89.00	41.92	54.00	57.00	176	354	Average	Horizontal	
3	5376.00	48.91	6.78	42.13	54.00	-5.09	176	354	Average	Horizontal	



TÜV Rheinland Taiwan Ltd.
No. 458-18, Sec 2, Fenfiao, Linkou Dist., New Taipei City 244, Taiwan(R.O.C.)
Tel: +886-2172-1000 Fax: +886-2172-1322



Peak	Freq (MHz)	Level (dBuV/m)	Read Level (dBuV)	Factor (dB/m)	Limit Line (dBuV/m)	Over Limit (dB)	APos (cm)	TPos (deg)	Remark	Pol/Phase	Note
1	4800.00	52.35	11.35	41.00	54.00	-1.65	184	357	Average	Vertical	
2	5320.00	111.47	69.55	41.92	54.00	57.47	184	357	Average	Vertical	
3	5416.50	53.78	11.41	42.37	54.00	-0.22	184	357	Average	Vertical	

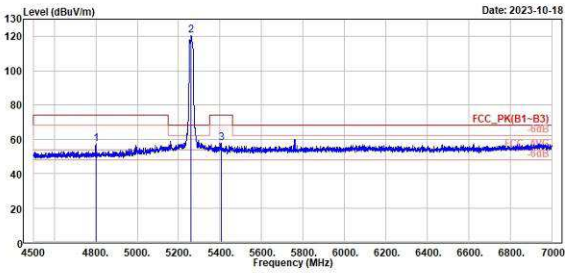
802.11ax HE20

CH 52 (Horizontal) Peak

CH 52 (Vertical) Peak



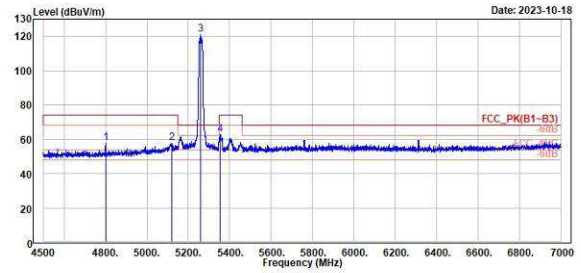
TÜV Rheinland Taiwan Ltd.
No. 458-18, Sec. 2, Fenfiao, Linkou Dist., New Taipei City 244, Taiwan(R.O.C.)
Tel: +886-2172-1000 Fax: +886-2172-1322



Peak	Freq (MHz)	Level (dBuV/m)	Read Level (dBuV)	Factor (dB/m)	Limit Line (dBuV/m)	Over Limit (dB)	APos (cm)	TPos (deg)	Remark	Pol/Phase	Note
1	4890.00	57.20	16.20	41.00	74.00	-16.80	181	360	Peak	Horizontal	
2	5260.00	120.52	79.54	41.00	65.20	52.32	181	360	Peak	Horizontal	*
3	5405.00	57.86	15.41	42.45	74.00	-16.14	181	360	Peak	Horizontal	



TÜV Rheinland Taiwan Ltd.
No. 458-18, Sec. 2, Fenfiao, Linkou Dist., New Taipei City 244, Taiwan(R.O.C.)
Tel: +886-2172-1000 Fax: +886-2172-1322



Peak	Freq (MHz)	Level (dBuV/m)	Read Level (dBuV)	Factor (dB/m)	Limit Line (dBuV/m)	Over Limit (dB)	APos (cm)	TPos (deg)	Remark	Pol/Phase	Note
1	4890.00	57.61	16.61	41.00	74.00	-16.39	187	359	Peak	Vertical	
2	5119.50	57.69	16.34	41.35	74.00	-16.31	187	359	Peak	Vertical	
3	5260.00	120.96	79.28	41.68	68.20	52.76	187	359	Peak	Vertical	*
4	5355.00	62.91	21.08	41.83	74.00	-11.09	187	359	Peak	Vertical	

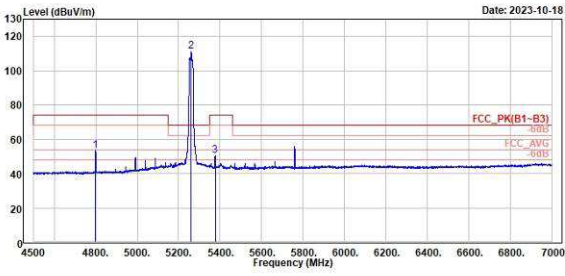
802.11ax HE20

CH 52 (Horizontal) Average

CH 52 (Vertical) Average



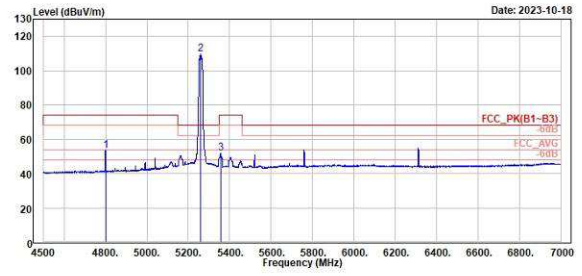
TÜV Rheinland Taiwan Ltd.
No. 458-18, Sec 2, Fenfiao, Linkou Dist., New Taipei City 244, Taiwan(R.O.C.)
Tel: +886-2172-1000 Fax: +886-2172-1322



Freq	Level	Read Level	Factor	Limit	Over	APos	TPos	Remark	Pol/Phase	Note
MHz	dBuV/m	dBuV	dB/m	dBuV/m	dB	cm	deg			
1 4799.50	53.36	12.36	41.00	54.00	-0.64	181	360	Average	Horizontal	
2 * 5260.00	120.97	69.29	41.68	54.00	56.97	181	360	Average	Horizontal	
3 5376.00	50.32	8.19	42.13	54.00	-3.68	181	360	Average	Horizontal	



TÜV Rheinland Taiwan Ltd.
No. 458-18, Sec 2, Fenfiao, Linkou Dist., New Taipei City 244, Taiwan(R.O.C.)
Tel: +886-2172-1000 Fax: +886-2172-1322



Freq	Level	Read Level	Factor	Limit	Over	APos	TPos	Remark	Pol/Phase	Note
MHz	dBuV/m	dBuV	dB/m	dBuV/m	dB	cm	deg			
1 4800.00	53.53	12.53	41.00	54.00	-0.47	187	359	Average	Vertical	
2 * 5260.00	109.06	67.38	41.68	54.00	55.66	187	359	Average	Vertical	
3 5376.00	52.00	10.14	41.86	54.00	-2.00	187	359	Average	Vertical	

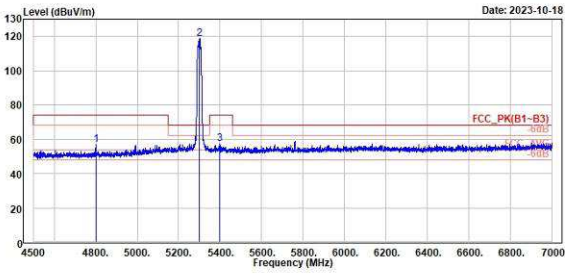
802.11ax HE20

CH 60 (Horizontal) Peak

CH 60 (Vertical) Peak



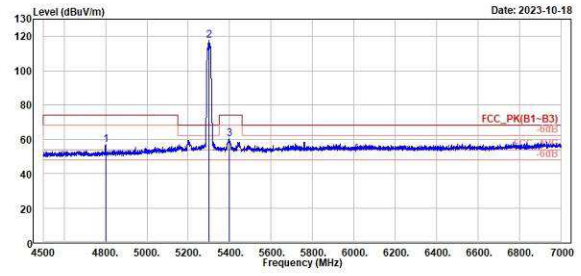
TÜV Rheinland Taiwan Ltd.
No. 458-18, Sec 2, Fenfiao, Linkou Dist., New Taipei City 244, Taiwan(R.O.C.)
Tel: +886-2172-1000 Fax: +886-2172-1322



Peak	Freq (MHz)	Level (dBuV/m)	Read Level (dBuV)	Level Factor (dB/m)	Factor (dB/m)	Limit Line (dBuV/m)	Over Limit (dB)	APos (cm)	TPos (deg)	Remark	Pol/Phase	Note
1	4890.00	56.76	15.76	41.00	74.00	-17.24	184	358	Peak	Horizontal		
2	5390.00	125.61	75.50	42.03	65.20	50.41	194	358	Peak	Horizontal		
3	5397.00	57.26	14.81	42.45	74.00	-16.74	184	358	Peak	Horizontal		



TÜV Rheinland Taiwan Ltd.
No. 458-18, Sec 2, Fenfiao, Linkou Dist., New Taipei City 244, Taiwan(R.O.C.)
Tel: +886-2172-1000 Fax: +886-2172-1322



Peak	Freq (MHz)	Level (dBuV/m)	Read Level (dBuV)	Level Factor (dB/m)	Factor (dB/m)	Limit Line (dBuV/m)	Over Limit (dB)	APos (cm)	TPos (deg)	Remark	Pol/Phase	Note
1	4890.00	56.90	15.90	41.00	74.00	-17.10	188	357	Peak	Vertical		
2	5390.00	117.54	75.51	42.03	68.20	49.34	198	357	Peak	Vertical		
3	5398.50	60.16	17.69	42.47	74.00	-13.84	188	357	Peak	Vertical		

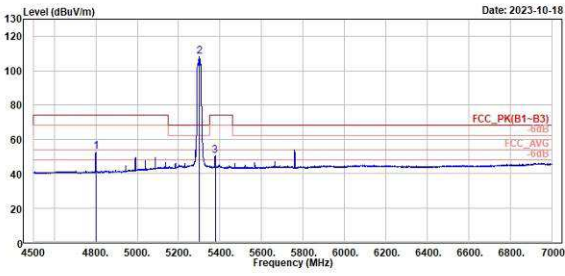
802.11ax HE20

CH 60 (Horizontal) Average

CH 60 (Vertical) Average



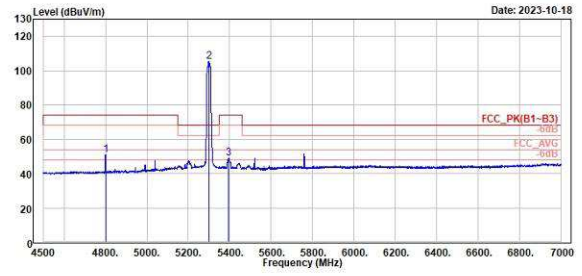
TÜV Rheinland Taiwan Ltd.
No. 458-18, Sec 2, Fenfiao, Linkou Dist., New Taipei City 244, Taiwan(R.O.C.)
Tel: +886-2172-1000 Fax: +886-2172-1322



Freq	Level	Read Level	Factor	Limit Line	Over Limit	APos	TPos	Remark	Pol/Phase	Note
MHz	dBuV/m	dBuV	dB/m	dBuV/m	dB	cm	deg			
1 4880.00	53.12	12.12	41.00	54.00	-0.88	184	358	Average	Horizontal	
2 * 5380.00	105.50	65.27	42.03	54.00	54.30	184	357	Average	Horizontal	
3 5376.00	50.48	8.35	42.13	54.00	-3.52	184	358	Average	Horizontal	



TÜV Rheinland Taiwan Ltd.
No. 458-18, Sec 2, Fenfiao, Linkou Dist., New Taipei City 244, Taiwan(R.O.C.)
Tel: +886-2172-1000 Fax: +886-2172-1322



Freq	Level	Read Level	Factor	Limit Line	Over Limit	APos	TPos	Remark	Pol/Phase	Note
MHz	dBuV/m	dBuV	dB/m	dBuV/m	dB	cm	deg			
1 4880.00	50.96	9.96	41.00	54.00	-3.04	188	357	Average	Vertical	
2 * 5380.00	105.41	63.38	42.03	54.00	52.41	188	357	Average	Vertical	
3 5395.50	49.02	6.59	42.43	54.00	-4.98	188	357	Average	Vertical	

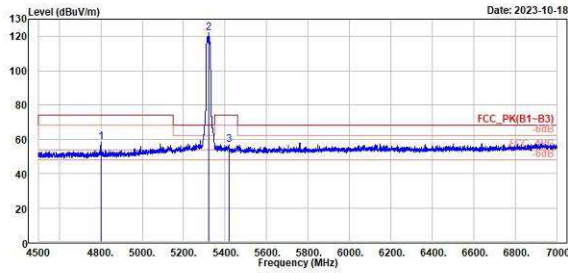
802.11ax HE20

CH 64 (Horizontal) Peak

CH 64 (Vertical) Peak



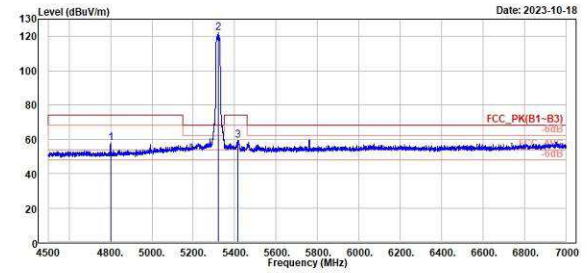
TÜV Rheinland Taiwan Ltd.
No. 458-18, Sec 2, Fenliao, Linkou Dist., New Taipei City 244, Taiwan(R.O.C.)
Tel: +886-2172-1000 Fax: +886-2172-1322



Peak	Freq (MHz)	Level (dBuV/m)	Read Level (dBuV)	Factor (dB/m)	Limit Line (dBuV/m)	Over Limit (dB)	APos (cm)	TPos (deg)	Remark	Pol/Phase	Note
1	4890.00	58.24	17.24	41.00	74.00	-15.76	186	356	Peak	Horizontal	
2	5320.00	121.87	79.95	41.92	65.20	53.67	186	356	Peak	Horizontal	
3	5417.50	56.99	14.63	42.36	74.00	-17.01	186	356	Peak	Horizontal	



TÜV Rheinland Taiwan Ltd.
No. 458-18, Sec 2, Fenliao, Linkou Dist., New Taipei City 244, Taiwan(R.O.C.)
Tel: +886-2172-1000 Fax: +886-2172-1322



Peak	Freq (MHz)	Level (dBuV/m)	Read Level (dBuV)	Factor (dB/m)	Limit Line (dBuV/m)	Over Limit (dB)	APos (cm)	TPos (deg)	Remark	Pol/Phase	Note
1	4890.00	58.03	17.03	41.00	74.00	-15.97	182	355	Peak	Vertical	
2	5320.00	122.02	80.10	41.92	65.20	53.82	182	355	Peak	Vertical	
3	5413.50	59.43	17.04	42.39	74.00	-14.57	182	355	Peak	Vertical	

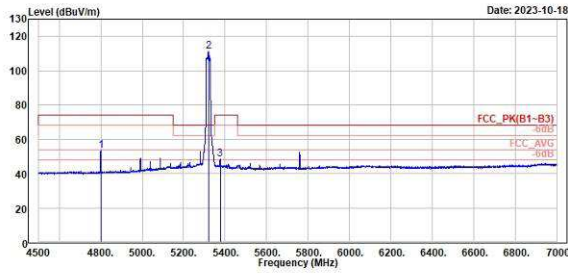
802.11ax HE20

CH 64 (Horizontal) Average

CH 64 (Vertical) Average



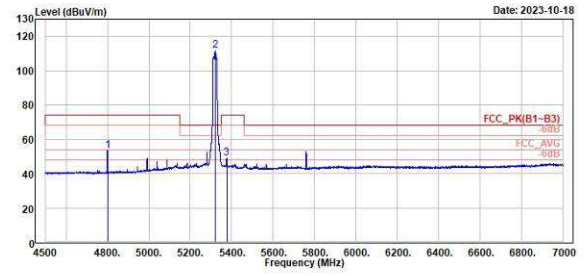
TÜV Rheinland Taiwan Ltd.
No. 458-18, Sec 2, Fenfiao, Linkou Dist., New Taipei City 244, Taiwan(R.O.C.)
Tel: +886-2172-1000 Fax: +886-2172-1322



Peak	Freq (MHz)	Level (dBuV/m)	Read Level (dBuV)	Level Factor (dB/m)	Limit Line (dBuV/m)	Over Limit (dB)	APos (cm)	TPos (deg)	Remark	Pol/Phase	Note
1	4890.00	53.20	12.20	41.00	54.00	-0.80	186	356	Average	Horizontal	
2	5320.00	121.08	69.16	41.92	54.00	57.08	186	356	Average	Horizontal	
3	5376.00	48.38	6.25	42.13	54.00	-5.62	186	356	Average	Horizontal	



TÜV Rheinland Taiwan Ltd.
No. 458-18, Sec 2, Fenfiao, Linkou Dist., New Taipei City 244, Taiwan(R.O.C.)
Tel: +886-2172-1000 Fax: +886-2172-1322



Peak	Freq (MHz)	Level (dBuV/m)	Read Level (dBuV)	Level Factor (dB/m)	Limit Line (dBuV/m)	Over Limit (dB)	APos (cm)	TPos (deg)	Remark	Pol/Phase	Note
1	4890.00	53.44	12.44	41.00	54.00	-0.56	182	355	Average	Vertical	
2	5320.00	111.49	69.57	41.92	54.00	57.49	182	355	Average	Vertical	
3	5376.00	49.10	6.97	42.13	54.00	-4.90	182	355	Average	Vertical	

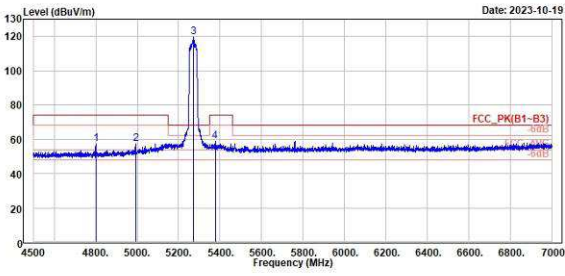
802.11ax HE40

CH 54 (Horizontal) Peak

CH 54 (Vertical) Peak



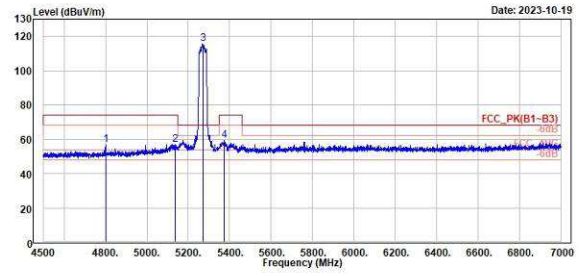
TÜV Rheinland Taiwan Ltd.
No. 458-18, Sec. 2, Fenfiao, Linkou Dist., New Taipei City 244, Taiwan(R.O.C.)
Tel: +886-2172-1000 Fax: +886-2172-1322



Peak	Freq (MHz)	Level (dBuV/m)	Read Level (dBuV)	Factor (dB/m)	Limit Line (dBuV/m)	Over Limit (dB)	APos (cm)	TPos (deg)	Remark	Pol/Phase	Note
1	4890.00	57.38	16.38	41.00	74.00	-16.62	190	360	Peak	Horizontal	
2	4992.00	57.56	16.43	41.13	74.00	-16.44	190	360	Peak	Horizontal	
3 *	5270.00	119.63	77.86	41.77	68.20	51.43	190	360	Peak	Horizontal	
4	5376.00	58.99	16.86	42.13	74.00	-15.01	190	360	Peak	Horizontal	



TÜV Rheinland Taiwan Ltd.
No. 458-18, Sec. 2, Fenfiao, Linkou Dist., New Taipei City 244, Taiwan(R.O.C.)
Tel: +886-2172-1000 Fax: +886-2172-1322



Peak	Freq (MHz)	Level (dBuV/m)	Read Level (dBuV)	Factor (dB/m)	Limit Line (dBuV/m)	Over Limit (dB)	APos (cm)	TPos (deg)	Remark	Pol/Phase	Note
1	4890.00	56.81	15.81	41.00	74.00	-17.19	188	359	Peak	Vertical	
2	5136.50	57.04	15.65	41.39	74.00	-16.96	188	359	Peak	Vertical	
3 *	5270.00	115.57	73.80	41.77	68.20	47.37	188	359	Peak	Vertical	
4	5374.00	59.24	17.13	42.11	74.00	-14.76	188	359	Peak	Vertical	

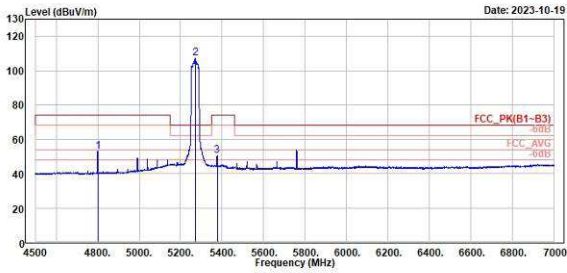
802.11ax HE40

CH 54 (Horizontal) Average

CH 54 (Vertical) Average



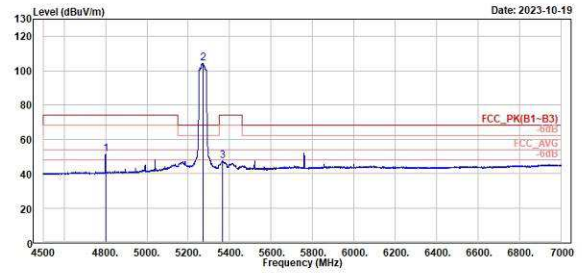
TÜV Rheinland Taiwan Ltd.
No. 458-18, Sec 2, Fenfiao, Linkou Dist., New Taipei City 244, Taiwan(R.O.C.)
Tel: +886-2172-1000 Fax: +886-2172-1322



Freq	Level	Read Level	Factor	Limit Line	Over Limit	APos	TPos	Remark	Pol/Phase	Note
MHz	dBuV/m	dBuV	dB/m	dBuV/m	dB	cm	deg			
1 4890.00	53.07	12.07	41.00	54.00	-0.93	190	360	Average	Horizontal	
2 * 5278.00	107.51	65.54	41.77	54.00	53.31	190	360	Average	Horizontal	
3 5376.00	50.27	8.14	42.13	54.00	-3.73	190	360	Average	Horizontal	



TÜV Rheinland Taiwan Ltd.
No. 458-18, Sec 2, Fenfiao, Linkou Dist., New Taipei City 244, Taiwan(R.O.C.)
Tel: +886-2172-1000 Fax: +886-2172-1322



Freq	Level	Read Level	Factor	Limit Line	Over Limit	APos	TPos	Remark	Pol/Phase	Note
MHz	dBuV/m	dBuV	dB/m	dBuV/m	dB	cm	deg			
1 4890.00	51.24	10.24	41.00	54.00	-2.76	188	359	Average	Vertical	
2 * 5278.00	104.45	62.68	41.77	54.00	50.45	188	359	Average	Vertical	
3 5366.50	47.58	5.58	42.00	54.00	-6.42	188	359	Average	Vertical	

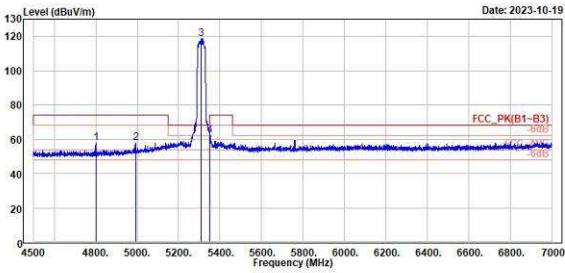
802.11ax HE40

CH 62 (Horizontal) Peak

CH 62 (Vertical) Peak



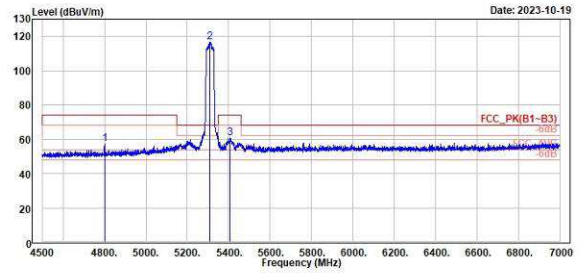
TÜV Rheinland Taiwan Ltd.
No. 458-18, Sec 2, Fenfiao, Linkou Dist., New Taipei City 244, Taiwan(R.O.C.)
Tel: +886-2172-1000 Fax: +886-2172-1322



Peak	Freq (MHz)	Level (dBuV/m)	Read Level (dBuV)	Level Factor (dB/m)	Limit Line (dBuV/m)	Over Limit (dB)	APos (cm)	TPos (deg)	Remark	Pol/Phase	Note
1	4800.00	57.74	16.74	41.00	74.00	-16.26	184	359	Peak	Horizontal	
2	4992.50	58.01	16.88	41.13	74.00	-15.99	184	359	Peak	Horizontal	
3 *	5310.00	118.53	76.56	41.97	68.20	50.33	184	359	Peak	Horizontal	
4 !	5350.00	62.31	20.55	41.76	68.20	-5.89	184	359	Peak	Horizontal	



TÜV Rheinland Taiwan Ltd.
No. 458-18, Sec 2, Fenfiao, Linkou Dist., New Taipei City 244, Taiwan(R.O.C.)
Tel: +886-2172-1000 Fax: +886-2172-1322



Peak	Freq (MHz)	Level (dBuV/m)	Read Level (dBuV)	Level Factor (dB/m)	Limit Line (dBuV/m)	Over Limit (dB)	APos (cm)	TPos (deg)	Remark	Pol/Phase	Note
1	4800.00	57.27	16.27	41.00	74.00	-16.73	190	356	Peak	Vertical	
2 *	5310.00	118.66	74.69	41.97	68.20	48.46	190	356	Peak	Vertical	
3	5406.50	60.88	18.44	42.44	74.00	-13.12	190	356	Peak	Vertical	

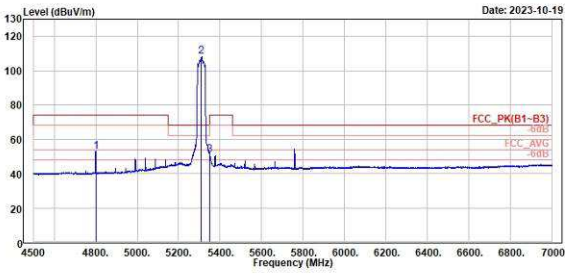
802.11ax HE40

CH 62 (Horizontal) Average

CH 62 (Vertical) Average



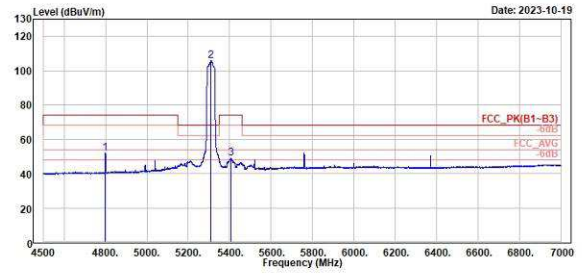
TÜV Rheinland Taiwan Ltd.
No. 458-18, Sec. 2, Fenfiao, Linkou Dist., New Taipei City 244, Taiwan(R.O.C.)
Tel: +886-2172-1000 Fax: +886-2172-1322



Freq	Level	Read Level Factor	Limit Line	Over Limit	APos	TPos	Remark	Pol/Phase	Note
MHz	dBuV/m	dBuV	dB/m	dBuV/m	dB	cm	deg		
1	4880.00	52.88	11.88	41.00	54.00	-1.12	184	359 Average	Horizontal
2	5318.00	108.59	66.42	41.97	54.00	54.39	184	359 Average	Horizontal
3	5350.00	50.69	8.93	41.76	54.00	-3.31	184	359 Average	Horizontal



TÜV Rheinland Taiwan Ltd.
No. 458-18, Sec. 2, Fenfiao, Linkou Dist., New Taipei City 244, Taiwan(R.O.C.)
Tel: +886-2172-1000 Fax: +886-2172-1322



Freq	Level	Read Level Factor	Limit Line	Over Limit	APos	TPos	Remark	Pol/Phase	Note
MHz	dBuV/m	dBuV	dB/m	dBuV/m	dB	cm	deg		
1	4799.50	51.67	10.67	41.00	54.00	-2.33	190	356 Average	Vertical
2	5318.00	109.71	63.74	41.97	54.00	51.71	190	356 Average	Vertical
3	5407.00	48.89	6.46	42.43	54.00	-5.11	190	356 Average	Vertical

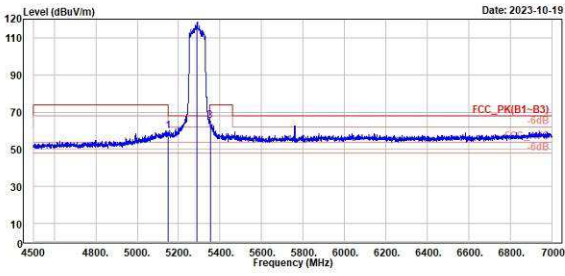
802.11ax HE80

CH 58 (Horizontal) Peak

CH 58 (Vertical) Peak



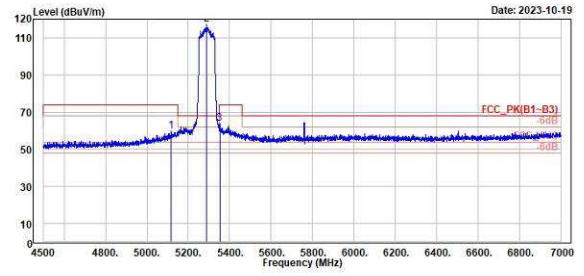
TÜV Rheinland Taiwan Ltd.
No. 458-18, Sec. 2, Fenfiao, Linkou Dist., New Taipei City 244, Taiwan(R.O.C.)
Tel: +886-2172-1000 Fax: +886-2172-1322



Peak	Freq (MHz)	Level (dBuV/m)	Read Level (dBuV)	Factor (dB/m)	Limit (dBuV/m)	Over Limit (dB)	APos (cm)	TPos (deg)	Remark	Pol/Phase	Note
1	5149.00	59.77	16.88	42.89	74.00	-14.23	179	360	Peak	Horizontal	
2	5290.00	118.51	75.57	42.94	65.20	53.31	179	360	Peak	Horizontal	
3	5351.50	65.19	22.21	42.98	74.00	-8.81	179	360	Peak	Horizontal	



TÜV Rheinland Taiwan Ltd.
No. 458-18, Sec. 2, Fenfiao, Linkou Dist., New Taipei City 244, Taiwan(R.O.C.)
Tel: +886-2172-1000 Fax: +886-2172-1322



Peak	Freq (MHz)	Level (dBuV/m)	Read Level (dBuV)	Factor (dB/m)	Limit (dBuV/m)	Over Limit (dB)	APos (cm)	TPos (deg)	Remark	Pol/Phase	Note
1	5115.00	59.89	17.23	42.66	74.00	-14.11	192	360	Peak	Vertical	
2	5290.00	117.90	74.26	42.94	65.20	49.10	192	360	Peak	Vertical	
3	5351.50	63.68	20.70	42.98	74.00	-10.32	192	360	Peak	Vertical	

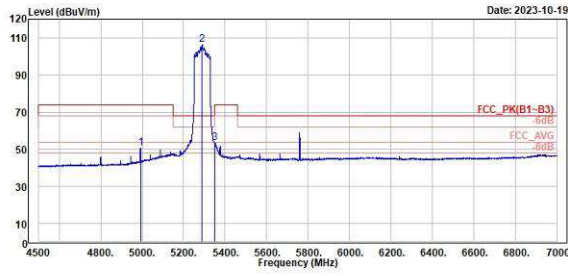
802.11ax HE80

CH 58 (Horizontal) Average

CH 58 (Vertical) Average



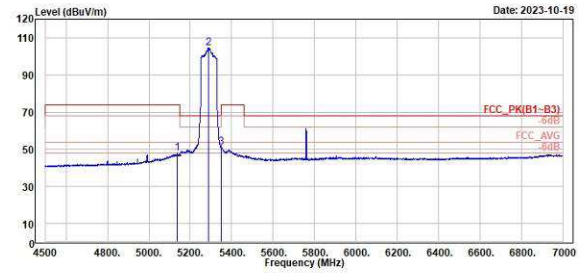
TÜV Rheinland Taiwan Ltd.
No. 458-18, Sec 2, Fenfiao, Linkou Dist., New Taipei City 244, Taiwan(R.O.C.)
Tel: +886-2172-1000 Fax: +886-2172-1322



Freq	Level	Read Level	Factor	Limit Line	Over Limit	APos	TPos	Remark	Pol/Phase	Note
MHz	dBuV/m	dBuV	dB/m	dBuV/m	dB	cm	deg			
1 4992.00	58.58	8.14	42.44	54.00	-3.42	179	360	Average	Horizontal	
2 * 5290.00	106.18	63.24	42.94	54.00	52.18	179	360	Average	Horizontal	
3 5351.00	53.46	10.49	42.97	54.00	-0.54	179	360	Average	Horizontal	



TÜV Rheinland Taiwan Ltd.
No. 458-18, Sec 2, Fenfiao, Linkou Dist., New Taipei City 244, Taiwan(R.O.C.)
Tel: +886-2172-1000 Fax: +886-2172-1322



Freq	Level	Read Level	Factor	Limit Line	Over Limit	APos	TPos	Remark	Pol/Phase	Note
MHz	dBuV/m	dBuV	dB/m	dBuV/m	dB	cm	deg			
1 5136.00	47.72	4.91	42.81	54.00	-6.28	192	360	Average	Vertical	
2 * 5290.00	104.67	61.73	42.94	54.00	50.67	192	360	Average	Vertical	
3 5350.00	50.92	7.95	42.97	54.00	-3.08	192	360	Average	Vertical	

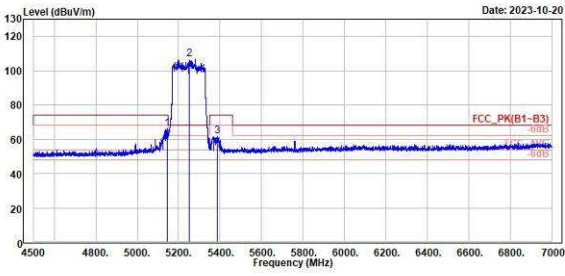
802.11ax HE160

CH 50 (Horizontal) Peak

CH 50 (Vertical) Peak



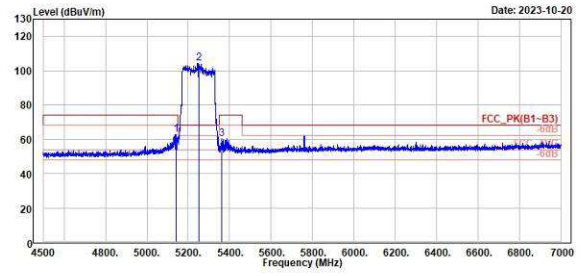
TÜV Rheinland Taiwan Ltd.
No. 458-18, Sec 2, Fenjiao, Linkou Dist., New Taipei City 244, Taiwan(R.O.C.)
Tel: +886-2172-1000 Fax: +886-2172-1322



Peak	Freq (MHz)	Level (dBuV/m)	Read Level (dBuV)	Factor (dB)	Limit Line (dBuV/m)	Over Limit (dB)	APos (cm)	TPos (deg)	Remark	Pol/Phase	Note
1	5146.00	66.31	24.89	41.42	74.00	-7.69	190	355	Peak	Horizontal	
2	5250.00	106.92	65.33	41.59	65.20	38.72	190	355	Peak	Horizontal	
3	5386.00	61.88	19.60	42.28	74.00	-12.12	190	355	Peak	Horizontal	



TÜV Rheinland Taiwan Ltd.
No. 458-18, Sec 2, Fenjiao, Linkou Dist., New Taipei City 244, Taiwan(R.O.C.)
Tel: +886-2172-1000 Fax: +886-2172-1322



Peak	Freq (MHz)	Level (dBuV/m)	Read Level (dBuV)	Factor (dB)	Limit Line (dBuV/m)	Over Limit (dB)	APos (cm)	TPos (deg)	Remark	Pol/Phase	Note
1	5142.50	62.88	21.47	41.41	74.00	-11.12	188	360	Peak	Vertical	
2	5250.00	104.41	62.82	41.59	65.20	36.21	188	360	Peak	Vertical	
3	5361.50	60.23	18.31	41.92	74.00	-13.77	188	360	Peak	Vertical	

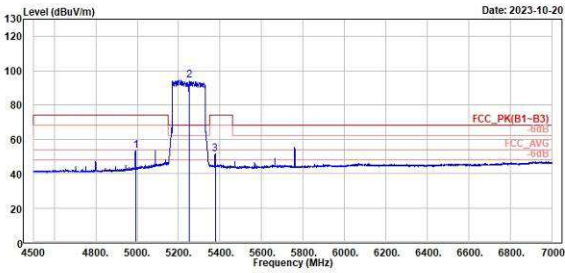
802.11ax HE160

CH 50 (Horizontal) Average

CH 50 (Vertical) Average



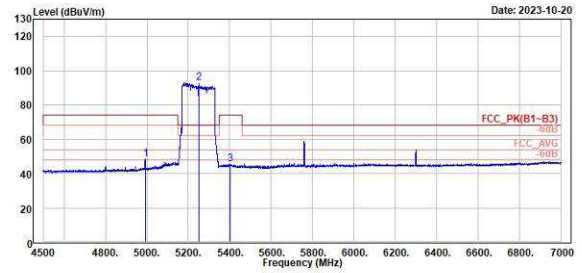
TÜV Rheinland Taiwan Ltd.
No. 458-18, Sec. 2, Fenfiao, Linkou Dist., New Taipei City 244, Taiwan(R.O.C.)
Tel: +886-2172-1000 Fax: +886-2172-1322



Freq	Level	Read	Limit	Over	APos	TPos	Remark	Pol/Phase	Note
MHz	dBuV/m	dBuV	dB/m	dBuV/m	dB	cm	deg		
1 4992.00	53.48	12.35	41.13	54.00	-0.52	190	355 Average	Horizontal	
2 * 5290.00	94.50	52.91	41.59	54.00	40.50	190	355 Average	Horizontal	
3 5376.00	51.48	9.35	42.13	54.00	-2.52	190	355 Average	Horizontal	



TÜV Rheinland Taiwan Ltd.
No. 458-18, Sec. 2, Fenfiao, Linkou Dist., New Taipei City 244, Taiwan(R.O.C.)
Tel: +886-2172-1000 Fax: +886-2172-1322



Freq	Level	Read	Limit	Over	APos	TPos	Remark	Pol/Phase	Note
MHz	dBuV/m	dBuV	dB/m	dBuV/m	dB	cm	deg		
1 4992.00	48.54	7.41	41.13	54.00	-5.46	188	360 Average	Vertical	
2 * 5290.00	92.95	51.36	41.59	54.00	38.95	188	360 Average	Vertical	
3 5401.00	45.37	2.89	42.48	54.00	-8.63	188	360 Average	Vertical	

Band Edges, 5.3GHz ~ 5.47GHz, 5.725GHz
U-NII-2C

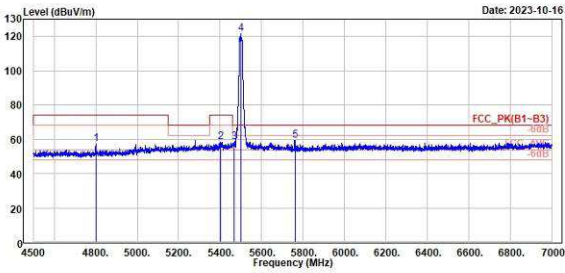
802.11a

CH 100 (Horizontal) Peak

CH 100 (Vertical) Peak



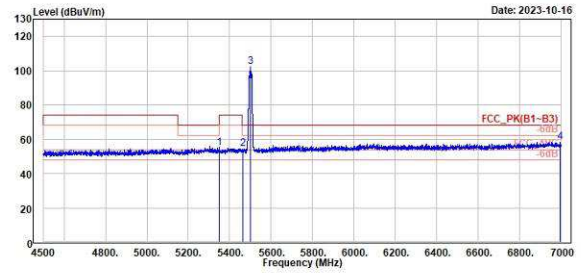
TÜV Rheinland Taiwan Ltd.
No. 458-18, Sec 2, Fenliao, Linkou Dist., New Taipei City 244, Taiwan(R.O.C.)
Tel: +886-2172-1000 Fax: +886-2172-1322



Peak	Freq (MHz)	Level (dBuV/m)	Read Level (dBuV)	Level Factor (dB/m)	Limit Line (dBuV/m)	Over Limit (dB)	APos (cm)	TPos (deg)	Remark	Pol/Phase	Note
1	4880.00	57.42	16.42	41.00	74.00	-16.58	183	359	Peak	Horizontal	
2	5483.00	58.48	16.81	42.47	74.00	-15.52	183	359	Peak	Horizontal	
3	5466.50	58.24	16.84	42.20	68.20	-9.96	183	359	Peak	Horizontal	
4 *	5500.00	121.49	79.14	42.35	68.20	53.29	183	359	Peak	Horizontal	
5	5760.50	59.36	16.73	42.63	68.20	-8.84	183	359	Peak	Horizontal	



TÜV Rheinland Taiwan Ltd.
No. 458-18, Sec 2, Fenliao, Linkou Dist., New Taipei City 244, Taiwan(R.O.C.)
Tel: +886-2172-1000 Fax: +886-2172-1322



Peak	Freq (MHz)	Level (dBuV/m)	Read Level (dBuV)	Level Factor (dB/m)	Limit Line (dBuV/m)	Over Limit (dB)	APos (cm)	TPos (deg)	Remark	Pol/Phase	Note
1	5350.00	54.89	13.13	41.76	68.20	-13.31	145	39	Peak	Vertical	
2	5482.00	54.27	12.89	42.18	68.20	-13.93	145	39	Peak	Vertical	
3 *	5500.00	102.16	59.81	42.35	68.20	33.96	145	39	Peak	Vertical	
4	6998.50	58.50	14.76	43.74	68.20	-9.70	145	39	Peak	Vertical	

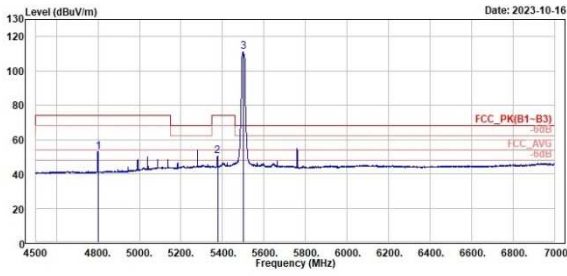
802.11a

CH 100 (Horizontal) Average

CH 100 (Vertical) Average



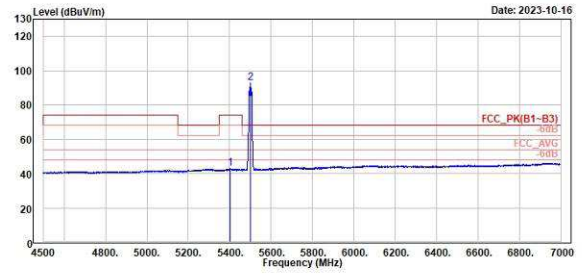
TÜV Rheinland Taiwan Ltd.
No. 458-18, Sec 2, Fenliao, Linkou Dist., New Taipei City 244, Taiwan(R.O.C.)
Tel: +886-2172-1000 Fax: +886-2172-1322



Read	Limit	Over	APos	TPos	Remark	Pol/Phase	Note
Level	Line	Limit					
Factor							
dBuV	dB/m	dBuV/m	dB	cm	deg		
1 4890.00	53.05	12.05	41.00	54.00	-0.95	183	359 Average Horizontal
2 5376.00	50.23	8.10	42.13	54.00	-3.77	183	359 Average Horizontal
3 * 5500.00	111.22	68.87	42.35	54.00	57.22	183	359 Average Horizontal



TÜV Rheinland Taiwan Ltd.
No. 458-18, Sec 2, Fenliao, Linkou Dist., New Taipei City 244, Taiwan(R.O.C.)
Tel: +886-2172-1000 Fax: +886-2172-1322



Read	Limit	Over	APos	TPos	Remark	Pol/Phase	Note
Level	Line	Limit					
Factor							
dBuV	dB/m	dBuV/m	dB	cm	deg		
1 5404.00	42.76	0.30	42.46	54.00	-11.24	145	39 Average Vertical
2 * 5500.00	92.88	50.53	42.35	54.00	38.88	145	39 Average Vertical

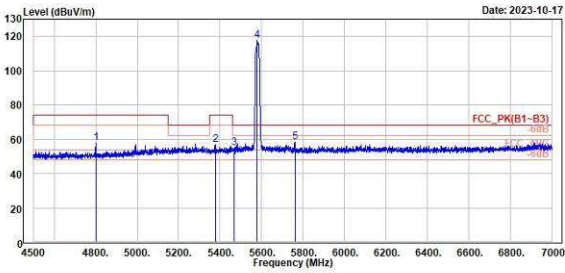
802.11a

CH 116 (Horizontal) Peak

CH 116 (Vertical) Peak



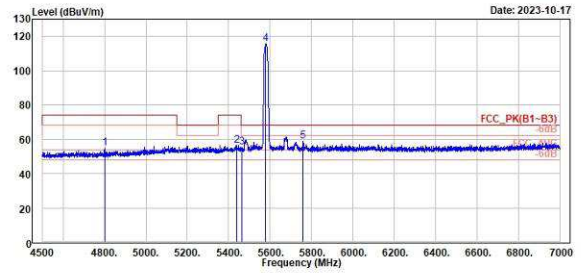
TÜV Rheinland Taiwan Ltd.
No. 458-18, Sec 2, Fenliao, Linkou Dist., New Taipei City 244, Taiwan(R.O.C.)
Tel: +886-2172-1000 Fax: +886-2172-1322



Peak	Freq (MHz)	Level (dBuV/m)	Read Level (dBuV)	Level Factor (dB/m)	Limit Line (dBuV/m)	Over Limit (dB)	APos (cm)	TPos (deg)	Remark	Pol/Phase	Note
1	4880.00	57.68	16.68	41.00	74.00	-16.32	166	359	Peak	Horizontal	
2	5376.50	56.77	14.63	42.14	74.00	-17.23	166	359	Peak	Horizontal	
3	5468.00	54.80	12.60	42.20	68.20	-13.40	166	359	Peak	Horizontal	
4 *	5580.00	117.48	75.24	42.24	68.20	49.28	166	359	Peak	Horizontal	
5	5760.50	58.48	15.85	42.63	68.20	-9.72	166	359	Peak	Horizontal	



TÜV Rheinland Taiwan Ltd.
No. 458-18, Sec 2, Fenliao, Linkou Dist., New Taipei City 244, Taiwan(R.O.C.)
Tel: +886-2172-1000 Fax: +886-2172-1322



Peak	Freq (MHz)	Level (dBuV/m)	Read Level (dBuV)	Level Factor (dB/m)	Limit Line (dBuV/m)	Over Limit (dB)	APos (cm)	TPos (deg)	Remark	Pol/Phase	Note
1	4880.00	54.84	13.84	41.00	74.00	-19.16	164	356	Peak	Vertical	
2	5439.50	56.43	14.24	42.19	74.00	-17.57	164	356	Peak	Vertical	
3	5465.50	55.22	13.03	42.19	68.20	-12.98	164	356	Peak	Vertical	
4 *	5580.00	115.75	73.51	42.24	68.20	47.55	164	356	Peak	Vertical	
5	5760.00	58.96	16.33	42.63	68.20	-9.24	164	356	Peak	Vertical	

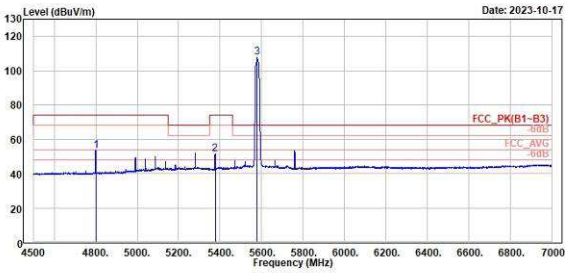
802.11a

CH 116 (Horizontal) Average

CH 116 (Vertical) Average



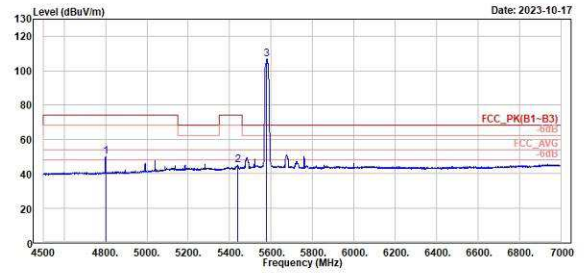
TÜV Rheinland Taiwan Ltd.
No. 458-18, Sec 2, Fenfiao, Linkou Dist., New Taipei City 244, Taiwan(R.O.C.)
Tel: +886-2172-1000 Fax: +886-2172-1322



Freq	Level	Read	Limit	Over	APos	TPos	Remark	Pol/Phase	Note
MHz	dBuV/m	dBuV	dB/m	dBuV/m	dB	cm	deg		
1 4880.00	53.62	12.62	41.00	54.00	-0.38	166	359 Average	Horizontal	
2 5376.00	51.30	9.17	42.13	54.00	-2.70	166	359 Average	Horizontal	
3 * 5580.00	107.51	65.27	42.24	54.00	53.51	166	359 Average	Horizontal	



TÜV Rheinland Taiwan Ltd.
No. 458-18, Sec 2, Fenfiao, Linkou Dist., New Taipei City 244, Taiwan(R.O.C.)
Tel: +886-2172-1000 Fax: +886-2172-1322



Freq	Level	Read	Limit	Over	APos	TPos	Remark	Pol/Phase	Note
MHz	dBuV/m	dBuV	dB/m	dBuV/m	dB	cm	deg		
1 4880.00	49.71	8.71	41.00	54.00	-4.29	164	356 Average	Vertical	
2 5376.00	44.75	2.54	42.21	54.00	-9.25	164	356 Average	Vertical	
3 * 5580.00	106.83	64.59	42.24	54.00	52.83	164	356 Average	Vertical	

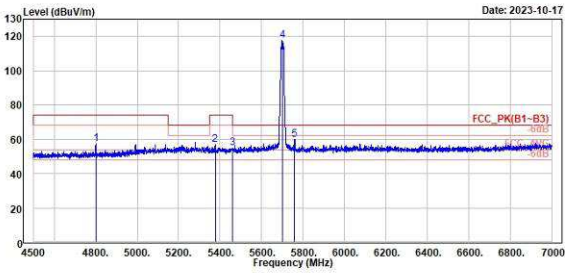
802.11a

CH 140 (Horizontal) Peak

CH 140 (Vertical) Peak



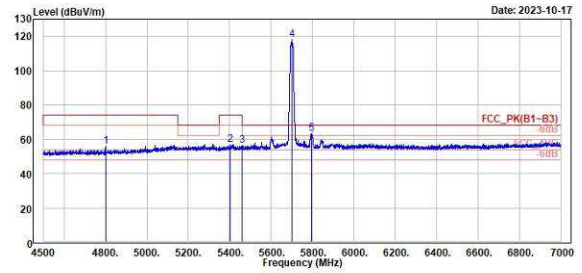
TÜV Rheinland Taiwan Ltd.
No. 458-18, Sec 2, Fenliao, Linkou Dist., New Taipei City 244, Taiwan(R.O.C.)
Tel: +886-2172-1000 Fax: +886-2172-1322



Peak	Freq (MHz)	Level (dBuV/m)	Read Level (dBuV)	Factor (dB/m)	Limit Line (dBuV/m)	Over Limit (dB)	APos (cm)	TPos (deg)	Remark	Pol/Phase	Note
1	4880.00	57.40	16.40	41.00	74.00	-16.60	166	356	Peak	Horizontal	
2	5376.00	56.79	14.66	42.13	74.00	-17.21	166	356	Peak	Horizontal	
3	5460.50	54.87	12.70	42.17	68.20	-13.33	166	356	Peak	Horizontal	
4 *	5700.00	117.59	75.22	42.37	68.20	49.39	166	356	Peak	Horizontal	
5	5760.00	59.71	17.08	42.63	68.20	-8.49	166	356	Peak	Horizontal	



TÜV Rheinland Taiwan Ltd.
No. 458-18, Sec 2, Fenliao, Linkou Dist., New Taipei City 244, Taiwan(R.O.C.)
Tel: +886-2172-1000 Fax: +886-2172-1322



Peak	Freq (MHz)	Level (dBuV/m)	Read Level (dBuV)	Factor (dB/m)	Limit Line (dBuV/m)	Over Limit (dB)	APos (cm)	TPos (deg)	Remark	Pol/Phase	Note
1	4880.00	55.66	14.66	41.00	74.00	-18.34	164	355	Peak	Vertical	
2	5400.50	56.82	14.37	42.45	74.00	-17.18	164	355	Peak	Vertical	
3	5461.50	56.29	14.11	42.18	68.20	-11.91	164	355	Peak	Vertical	
4 *	5700.00	117.91	75.54	42.37	68.20	49.71	164	355	Peak	Vertical	
5 !	5795.00	63.45	20.73	42.72	68.20	-4.75	164	355	Peak	Vertical	

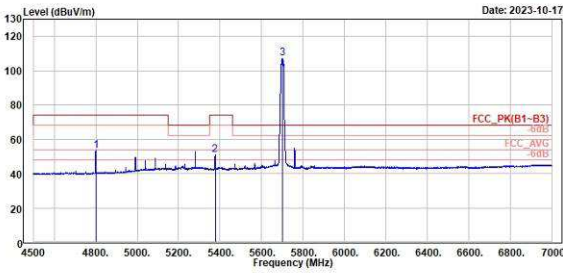
802.11a

CH 140 (Horizontal) Average

CH 140 (Vertical) Average



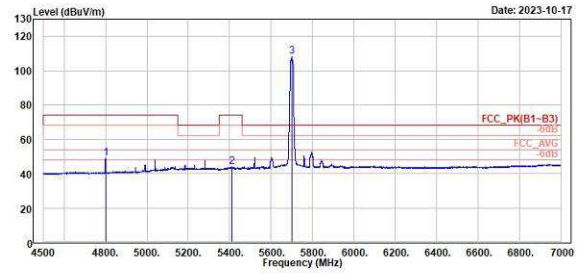
TÜV Rheinland Taiwan Ltd.
No. 458-18, Sec 2, Fenfiao, Linkou Dist., New Taipei City 244, Taiwan(R.O.C.)
Tel: +886-2172-1000 Fax: +886-2172-1322



Peak	Freq (MHz)	Level (dBuV/m)	Read Level (dBuV)	Factor (dB/m)	Limit Line (dBuV/m)	Over Limit (dB)	APos (cm)	TPos (deg)	Remark	Pol/Phase	Note
1	4880.00	53.30	12.30	41.00	54.00	-0.70	166	356	Average	Horizontal	
2	5376.00	50.78	8.65	42.13	54.00	-3.22	166	356	Average	Horizontal	
3 *	5700.00	107.02	64.65	42.37	54.00	53.02	166	356	Average	Horizontal	



TÜV Rheinland Taiwan Ltd.
No. 458-18, Sec 2, Fenfiao, Linkou Dist., New Taipei City 244, Taiwan(R.O.C.)
Tel: +886-2172-1000 Fax: +886-2172-1322



Peak	Freq (MHz)	Level (dBuV/m)	Read Level (dBuV)	Factor (dB/m)	Limit Line (dBuV/m)	Over Limit (dB)	APos (cm)	TPos (deg)	Remark	Pol/Phase	Note
1	4880.00	48.89	7.89	41.00	54.00	-5.11	164	355	Average	Vertical	
2	5410.50	43.81	1.40	42.41	54.00	-10.19	164	355	Average	Vertical	
3 *	5700.00	100.34	65.97	42.37	54.00	54.34	164	355	Average	Vertical	

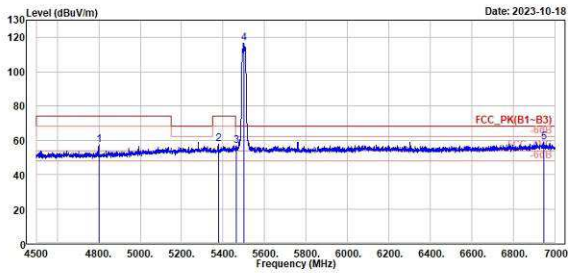
802.11ax HE20

CH 100 (Horizontal) Peak

CH 100 (Vertical) Peak



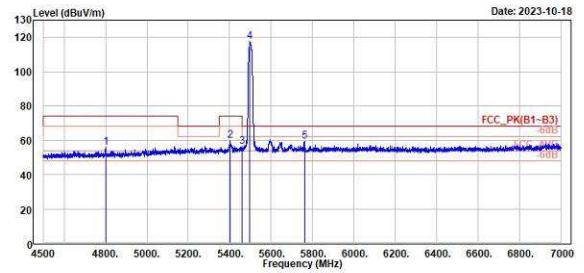
TÜV Rheinland Taiwan Ltd.
No. 458-18, Sec 2, Fenliao, Linkou Dist., New Taipei City 244, Taiwan(R.O.C.)
Tel: +886-2172-1000 Fax: +886-2172-1322



Peak	Freq (MHz)	Level (dBuV/m)	Read Level (dBuV)	Factor (dB/m)	Limit Line (dBuV/m)	Over Limit (dB)	APos (cm)	TPos (deg)	Remark	Pol/Phase	Note
1	4890.00	57.31	16.31	41.00	74.00	-16.69	184	358	Peak	Horizontal	
2	5376.50	57.68	15.54	42.14	74.00	-16.32	184	358	Peak	Horizontal	
3	5465.00	56.76	14.57	42.19	68.20	-11.44	184	358	Peak	Horizontal	
4 *	5500.00	116.88	74.53	42.35	68.20	48.68	184	358	Peak	Horizontal	
5	6948.00	59.01	15.20	43.81	68.20	-9.19	184	358	Peak	Horizontal	



TÜV Rheinland Taiwan Ltd.
No. 458-18, Sec 2, Fenliao, Linkou Dist., New Taipei City 244, Taiwan(R.O.C.)
Tel: +886-2172-1000 Fax: +886-2172-1322



Peak	Freq (MHz)	Level (dBuV/m)	Read Level (dBuV)	Factor (dB/m)	Limit Line (dBuV/m)	Over Limit (dB)	APos (cm)	TPos (deg)	Remark	Pol/Phase	Note
1	4890.00	56.10	15.10	41.00	74.00	-17.90	190	359	Peak	Vertical	
2	5493.50	59.81	17.35	42.46	74.00	-14.19	190	359	Peak	Vertical	
3	5461.00	56.41	14.24	42.17	68.20	-11.79	190	359	Peak	Vertical	
4 *	5498.50	117.55	75.21	42.34	68.20	49.35	190	359	Peak	Vertical	
5	5766.50	59.16	16.53	42.63	68.20	-9.04	190	359	Peak	Vertical	

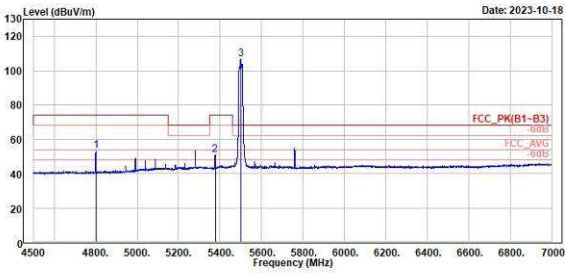
802.11ax HE20

CH 100 (Horizontal) Average

CH 100 (Vertical) Average



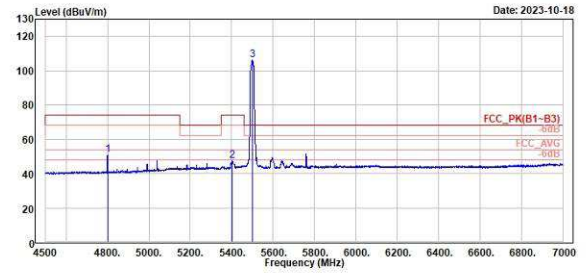
TÜV Rheinland Taiwan Ltd.
No. 458-18, Sec 2, Fenfiao, Linkou Dist., New Taipei City 244, Taiwan(R.O.C.)
Tel: +886-2172-1000 Fax: +886-2172-1322



Read	Limit	Over	APos	TPos	Remark	Pol/Phase	Note
Level	Line	Limit					
Factor							
dBuV	dB/m	dBuV/m	cm	deg			
1 4880.00	53.21	12.21	41.00	54.00	-0.79	184	358 Average Horizontal
2 5376.00	50.89	8.76	42.13	54.00	-3.11	184	358 Average Horizontal
3 * 5500.00	106.66	64.31	42.35	54.00	52.66	184	358 Average Horizontal



TÜV Rheinland Taiwan Ltd.
No. 458-18, Sec 2, Fenfiao, Linkou Dist., New Taipei City 244, Taiwan(R.O.C.)
Tel: +886-2172-1000 Fax: +886-2172-1322



Read	Limit	Over	APos	TPos	Remark	Pol/Phase	Note
Level	Line	Limit					
Factor							
dBuV	dB/m	dBuV/m	cm	deg			
1 4880.00	50.70	9.70	41.00	54.00	-3.30	190	359 Average Vertical
2 5402.50	47.54	5.07	42.47	54.00	-6.46	190	359 Average Vertical
3 * 5501.00	106.46	64.11	42.35	54.00	52.46	190	359 Average Vertical

802.11ax HE20

CH 116 (Horizontal) Peak

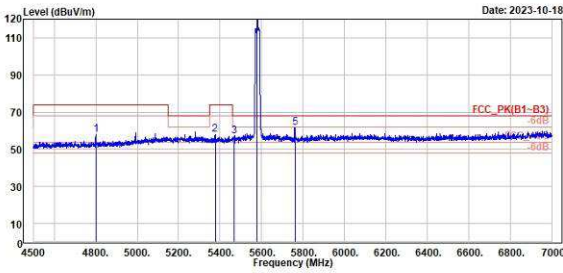
CH 116 (Vertical) Peak



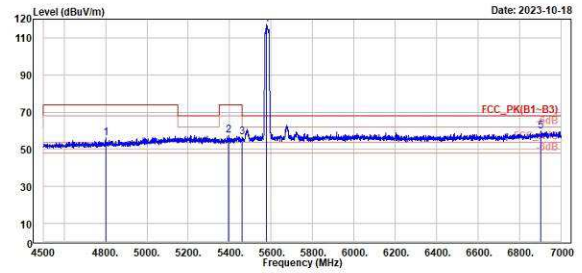
TÜV Rheinland Taiwan Ltd.
No. 458-18, Sec 2, Fenliao, Linkou Dist., New Taipei City 244, Taiwan(R.O.C.)
Tel: +886-2172-1000 Fax: +886-2172-1322



TÜV Rheinland Taiwan Ltd.
No. 458-18, Sec 2, Fenliao, Linkou Dist., New Taipei City 244, Taiwan(R.O.C.)
Tel: +886-2172-1000 Fax: +886-2172-1322



	Freq	Level	Read	Limit	Over	APos	TPos	Remark	Pol/Phase	Note
	MHz	dBuV/m	dBuV	dB/m	dBuV/m	dB	cm	deg		
1	4880.00	57.74	15.74	42.00	74.00	-16.26	176	360 Peak	Horizontal	
2	5376.00	57.78	15.69	43.09	74.00	-16.22	176	360 Peak	Horizontal	
3	5469.50	56.87	13.60	43.27	68.20	-11.33	176	360 Peak	Horizontal	
4 *	5580.00	119.81	76.41	43.40	68.20	51.61	176	360 Peak	Horizontal	
5	5760.50	61.39	17.65	43.74	68.20	-6.81	176	360 Peak	Horizontal	



	Freq	Level	Read	Limit	Over	APos	TPos	Remark	Pol/Phase	Note
	MHz	dBuV/m	dBuV	dB/m	dBuV/m	dB	cm	deg		
1	4880.50	56.30	14.30	42.00	74.00	-17.70	182	360 Peak	VERTICAL	
2	5384.00	57.53	14.35	43.18	74.00	-16.47	182	360 Peak	VERTICAL	
3	5460.50	56.63	13.37	43.26	68.20	-11.57	182	360 Peak	VERTICAL	
4 *	5580.00	117.38	73.98	43.40	68.20	49.18	182	360 Peak	VERTICAL	
5	6901.50	59.58	14.35	45.23	68.20	-8.62	182	360 Peak	VERTICAL	

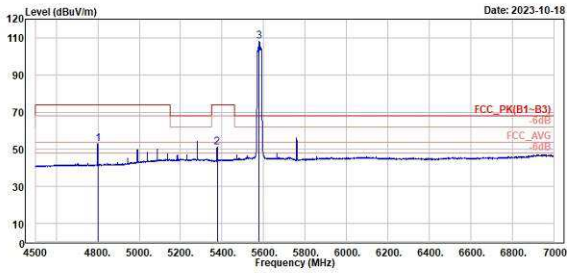
802.11ax HE20

CH 116 (Horizontal) Average

CH 116 (Vertical) Average



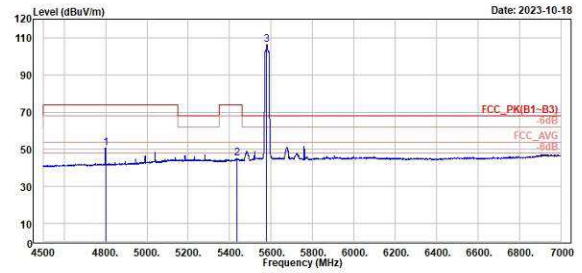
TÜV Rheinland Taiwan Ltd.
No. 458-18, Sec 2, Fenfiao, Linkou Dist., New Taipei City 244, Taiwan(R.O.C.)
Tel: +886-2172-1000 Fax: +886-2172-1322



Freq	Level	Read	Limit	Over	APos	TPos	Remark	Pol/Phase	Note
MHz	dBuV/m	dBuV	dB/m	dBuV/m	dB	cm	deg		
1 4880.00	52.91	18.91	42.00	54.00	-1.09	176	360 Average	Horizontal	
2 5376.00	51.29	8.20	43.00	54.00	-2.71	176	360 Average	Horizontal	
3 * 5580.00	100.05	64.65	43.40	54.00	54.05	176	360 Average	Horizontal	



TÜV Rheinland Taiwan Ltd.
No. 458-18, Sec 2, Fenfiao, Linkou Dist., New Taipei City 244, Taiwan(R.O.C.)
Tel: +886-2172-1000 Fax: +886-2172-1322



Freq	Level	Read	Limit	Over	APos	TPos	Remark	Pol/Phase	Note
MHz	dBuV/m	dBuV	dB/m	dBuV/m	dB	cm	deg		
1 4880.00	50.61	8.61	42.00	54.00	-3.39	182	360 Average	VERTICAL	
2 5435.00	45.03	1.79	43.24	54.00	-8.97	182	360 Average	VERTICAL	
3 * 5580.00	106.45	63.05	43.40	54.00	52.45	182	360 Average	VERTICAL	

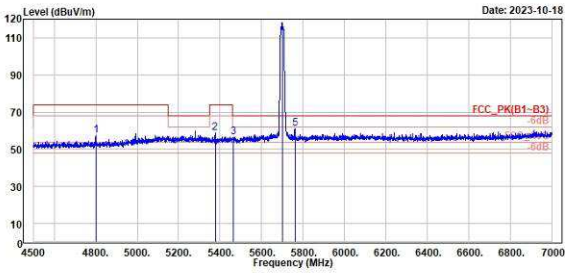
802.11ax HE20

CH 140 (Horizontal) Peak

CH 140 (Vertical) Peak



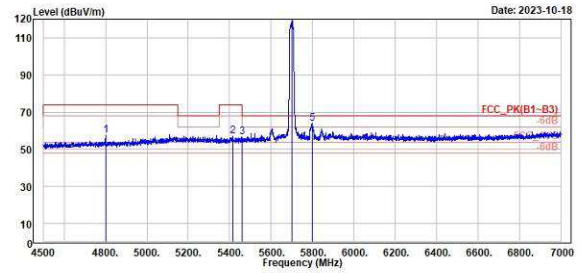
TÜV Rheinland Taiwan Ltd.
No. 458-18, Sec 2, Fenliao, Linkou Dist., New Taipei City 244, Taiwan(R.O.C.)
Tel: +886-2172-1000 Fax: +886-2172-1322



	Freq	Level	Read	Limit	Over	APos	TPos	Remark	Pol/Phase	Note
	MHz	dBuV/m	dBuV	dB/m	dBuV/m	dB	cm	deg		
1	4880.50	57.39	15.39	42.00	74.00	-16.61	180	360 Peak	Horizontal	
2	5376.00	58.89	15.80	43.09	74.00	-15.11	180	360 Peak	Horizontal	
3	5462.50	56.42	13.16	43.26	68.20	-11.78	180	360 Peak	Horizontal	
4 *	5700.00	118.37	74.71	43.66	68.20	50.17	180	360 Peak	Horizontal	
5	5760.50	61.31	17.57	43.74	68.20	-6.89	180	360 Peak	Horizontal	



TÜV Rheinland Taiwan Ltd.
No. 458-18, Sec 2, Fenliao, Linkou Dist., New Taipei City 244, Taiwan(R.O.C.)
Tel: +886-2172-1000 Fax: +886-2172-1322



	Freq	Level	Read	Limit	Over	APos	TPos	Remark	Pol/Phase	Note
	MHz	dBuV/m	dBuV	dB/m	dBuV/m	dB	cm	deg		
1	4880.00	57.33	15.33	42.00	74.00	-16.67	182	360 Peak	Vertical	
2	5413.50	57.18	13.96	43.22	74.00	-16.82	182	360 Peak	Vertical	
3	5461.00	56.46	13.20	43.26	68.20	-11.74	182	360 Peak	Vertical	
4 *	5700.00	120.19	76.53	43.66	68.20	51.99	182	360 Peak	Vertical	
5 !	5798.00	64.01	20.16	43.85	68.20	-4.19	182	360 Peak	Vertical	

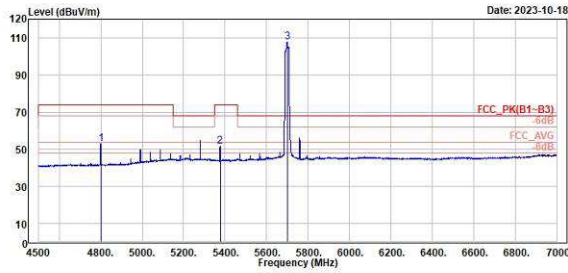
802.11ax HE20

CH 140 (Horizontal) Average

CH 140 (Vertical) Average



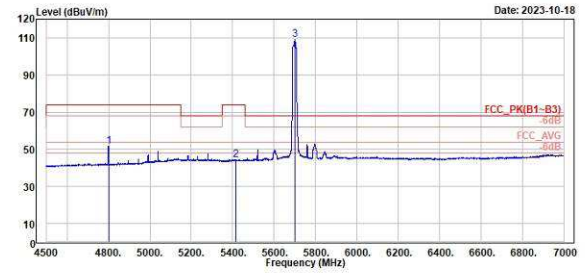
TÜV Rheinland Taiwan Ltd.
No. 458-18, Sec. 2, Fenfiao, Linkou Dist., New Taipei City 244, Taiwan(R.O.C.)
Tel: +886-2172-1000 Fax: +886-2172-1322



Read	Limit	Over	APos	TPos	Remark	Pol/Phase	Note
Level	Line	Limit	cm	deg			
Factor	dB/m	dB					
dBuV	dBuV/m	dB	cm	deg			
1 4880.00	53.13	11.13	42.00	54.00	-0.87	180	360 Average Horizontal
2 5376.00	51.60	8.51	43.09	54.00	-2.40	180	360 Average Horizontal
3 * 5700.00	107.52	63.86	43.66	54.00	53.52	180	360 Average Horizontal



TÜV Rheinland Taiwan Ltd.
No. 458-18, Sec. 2, Fenfiao, Linkou Dist., New Taipei City 244, Taiwan(R.O.C.)
Tel: +886-2172-1000 Fax: +886-2172-1322



Read	Limit	Over	APos	TPos	Remark	Pol/Phase	Note
Level	Line	Limit	cm	deg			
Factor	dB/m	dB					
dBuV	dBuV/m	dB	cm	deg			
1 4880.00	51.72	9.72	42.00	54.00	-2.28	182	360 Average Vertical
2 5413.00	44.36	1.14	43.22	54.00	-9.64	182	360 Average Vertical
3 * 5700.00	109.21	65.55	43.66	54.00	55.21	182	360 Average Vertical

802.11ax HE40

CH 102 (Horizontal) Peak

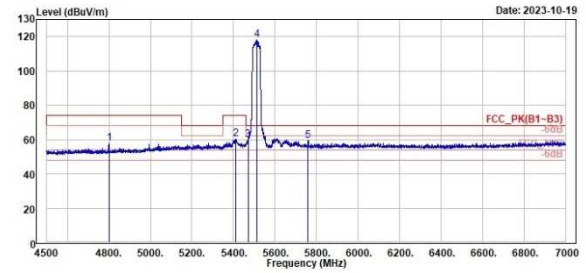
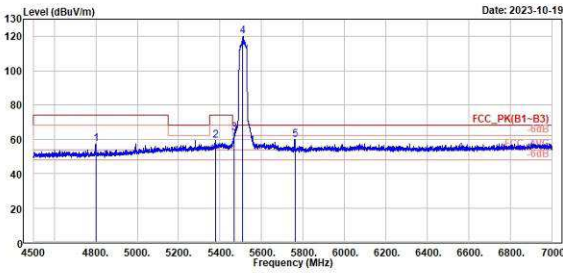
CH 102 (Vertical) Peak



TUV Rheinland Taiwan Ltd.
No. 438-18, Sec 2, FenJiao, Linkou Dist., New Taipei City 244, Taiwan(R.O.C.)
Tel: +886-2172-1000 Fax: +886-2172-1322



TUV Rheinland Taiwan Ltd.
No. 438-18, Sec 2, FenJiao, Linkou Dist., New Taipei City 244, Taiwan(R.O.C.)
Tel: +886-2172-1000 Fax: +886-2172-1322



	Freq	Level	Read	Limit	Over	APos	TPos	Remark	Pol/Phase	Note
	MHz	dBuV/m	dBuV	dB/m	dBuV/m	dB	cm	deg		
1	4800.00	57.56	16.56	41.00	74.00	-16.44	181	358 Peak	Horizontal	
2	5376.50	59.28	17.14	42.14	74.00	-14.72	181	358 Peak	Horizontal	
3	5468.50	63.86	21.66	42.20	68.20	-4.34	181	358 Peak	Horizontal	
4 *	5518.00	120.22	77.88	42.34	68.20	52.02	181	358 Peak	Horizontal	
5	5760.50	60.00	17.37	42.63	68.20	-8.20	181	358 Peak	Horizontal	

	Freq	Level	Read	Limit	Over	APos	TPos	Remark	Pol/Phase	Note
	MHz	dBuV/m	dBuV	dB/m	dBuV/m	dB	cm	deg		
1	4800.00	57.85	16.85	41.00	74.00	-16.15	185	360 Peak	Vertical	
2	5412.00	60.23	17.83	42.40	74.00	-13.77	185	360 Peak	Vertical	
3	5470.00	59.96	17.75	42.21	68.20	-8.24	185	360 Peak	Vertical	
4 *	5518.00	118.04	75.70	42.34	68.20	49.84	185	360 Peak	Vertical	
5	5760.00	59.47	16.84	42.63	68.20	-8.73	185	360 Peak	Vertical	

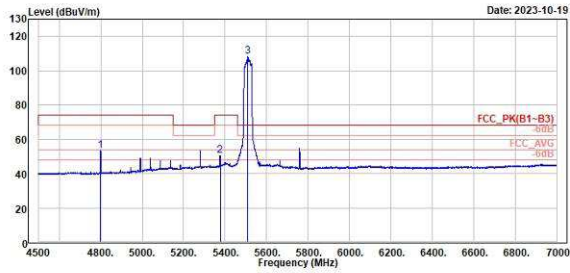
802.11ax HE40

CH 102 (Horizontal) Average

CH 102 (Vertical) Average



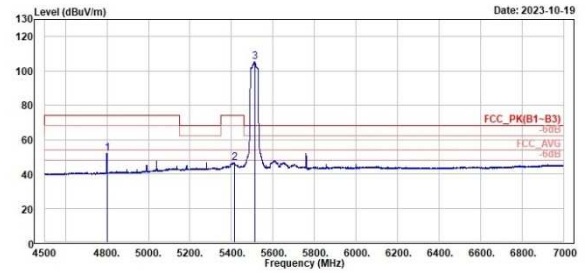
TÜV Rheinland Taiwan Ltd.
No. 438-18, Sec 2, Fenfiao, Linkou Dist., New Taipei City 244, Taiwan(R.O.C.)
Tel: +886-2172-1000 Fax: +886-2172-1322



Read	Limit	Over	APos	TPos	Remark	Pol/Phase	Note
Level	Line	Limit					
Factor							
dBuV	dB/m	dBuV/m	cm	deg			
53.20	41.00	-0.80	181	358	Average	Horizontal	
50.55	42.13	-3.45	181	358	Average	Horizontal	
100.27	42.34	54.27	181	358	Average	Horizontal	



TÜV Rheinland Taiwan Ltd.
No. 438-18, Sec 2, Fenfiao, Linkou Dist., New Taipei City 244, Taiwan(R.O.C.)
Tel: +886-2172-1000 Fax: +886-2172-1322



Read	Limit	Over	APos	TPos	Remark	Pol/Phase	Note
Level	Line	Limit					
Factor							
dBuV	dB/m	dBuV/m	cm	deg			
51.95	41.00	-2.05	185	360	Average	Vertical	
46.62	42.39	-7.38	185	360	Average	Vertical	
105.35	42.34	54.00	185	360	Average	Vertical	

802.11ax HE40

CH 110 (Horizontal) Peak

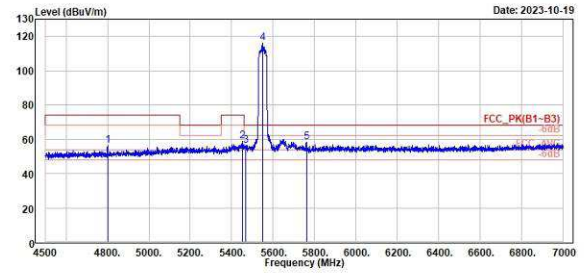
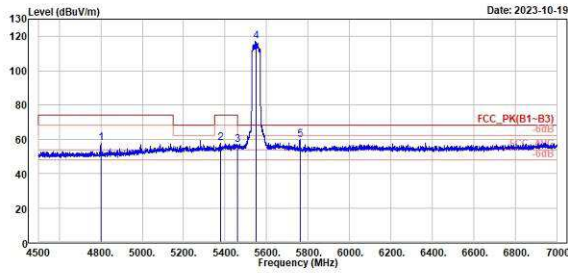
CH 110 (Vertical) Peak



TÜV Rheinland Taiwan Ltd.
No. 458-18, Sec 2, Fenliao, Linkou Dist., New Taipei City 244, Taiwan(R.O.C.)
Tel: +886-2172-1000 Fax: +886-2172-1322



TÜV Rheinland Taiwan Ltd.
No. 458-18, Sec 2, Fenliao, Linkou Dist., New Taipei City 244, Taiwan(R.O.C.)
Tel: +886-2172-1000 Fax: +886-2172-1322



Peak	Freq	Level	Read	Limit	Over	APos	TPos	Remark	Pol/Phase	Note
	MHz	dBuV/m	dBuV	dB/m	dBuV/m	dB	cm	deg		
1	4880.00	58.05	17.05	41.00	74.00	-15.95	186	359 Peak	Horizontal	
2	5376.50	57.80	15.66	42.14	74.00	-16.20	186	359 Peak	Horizontal	
3	5461.50	56.82	14.64	42.18	68.20	-11.38	186	359 Peak	Horizontal	
4 *	5558.00	117.25	74.97	42.28	68.20	49.05	186	359 Peak	Horizontal	
5	5760.50	59.80	17.17	42.63	68.20	-8.40	186	359 Peak	Horizontal	

Peak	Freq	Level	Read	Limit	Over	APos	TPos	Remark	Pol/Phase	Note
	MHz	dBuV/m	dBuV	dB/m	dBuV/m	dB	cm	deg		
1	4880.50	56.38	15.38	41.00	74.00	-17.62	175	360 Peak	Vertical	
2	5452.50	58.00	16.67	42.13	74.00	-15.20	175	360 Peak	Vertical	
3	5468.50	56.55	14.35	42.20	68.20	-11.65	175	360 Peak	Vertical	
4 *	5558.00	116.14	73.86	42.28	68.20	47.94	175	360 Peak	Vertical	
5	5760.50	58.09	15.46	42.63	68.20	-10.11	175	360 Peak	Vertical	

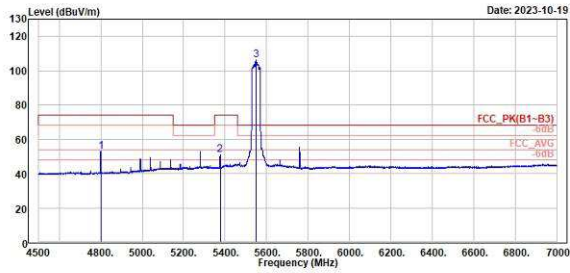
802.11ax HE40

CH 110 (Horizontal) Average

CH 110 (Vertical) Average



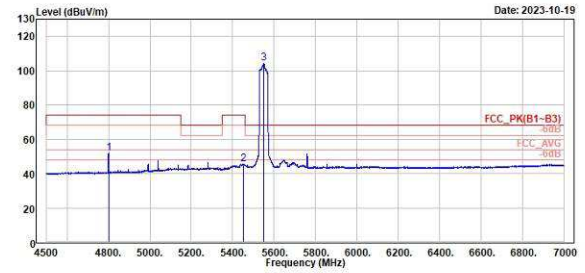
TÜV Rheinland Taiwan Ltd.
No. 458-18, Sec. 2, Fenfiao, Linkou Dist., New Taipei City 244, Taiwan(R.O.C.)
Tel: +886-2172-1000 Fax: +886-2172-1322



Peak	Freq (MHz)	Level (dBuV/m)	Read Level (dBuV)	Factor (dB/m)	Limit Line (dBuV/m)	Over Limit (dB)	APos (cm)	TPos (deg)	Remark	Pol/Phase	Note
1	4880.00	53.04	12.04	41.00	54.00	-0.96	186	359	Average	Horizontal	
2	5376.00	50.75	8.62	42.13	54.00	-3.25	186	359	Average	Horizontal	
3 *	5550.00	106.41	64.13	42.28	54.00	52.41	186	359	Average	Horizontal	



TÜV Rheinland Taiwan Ltd.
No. 458-18, Sec. 2, Fenfiao, Linkou Dist., New Taipei City 244, Taiwan(R.O.C.)
Tel: +886-2172-1000 Fax: +886-2172-1322



Peak	Freq (MHz)	Level (dBuV/m)	Read Level (dBuV)	Factor (dB/m)	Limit Line (dBuV/m)	Over Limit (dB)	APos (cm)	TPos (deg)	Remark	Pol/Phase	Note
1	4880.00	51.92	10.92	41.00	54.00	-2.08	175	360	Average	Vertical	
2	5453.00	45.71	3.58	42.13	54.00	-8.29	175	360	Average	Vertical	
3 *	5550.00	104.27	61.99	42.28	54.00	50.27	175	360	Average	Vertical	

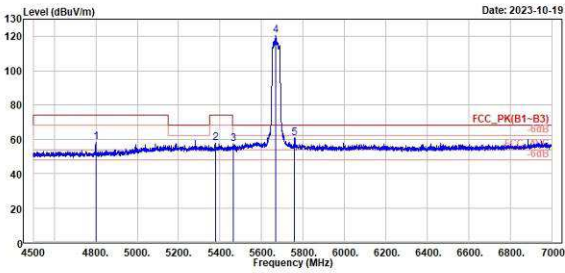
802.11ax HE40

CH 134 (Horizontal) Peak

CH 134 (Vertical) Peak



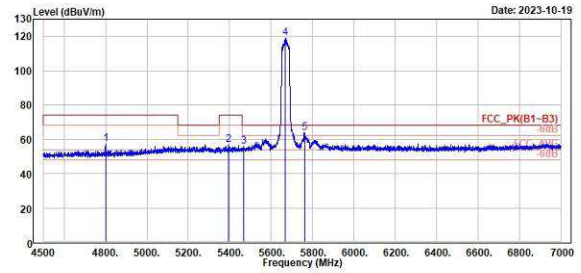
TÜV Rheinland Taiwan Ltd.
No. 458-18, Sec 2, Fenliao, Linkou Dist., New Taipei City 244, Taiwan(R.O.C.)
Tel: +886-2172-1000 Fax: +886-2172-1322



Peak	Freq	Level	Read	Limit	Over	APos	TPos	Remark	Pol/Phase	Note
	MHz	dBuV/m	dBuV	dB/m	dBuV/m	dB	cm	deg		
1	4880.00	58.50	17.50	41.00	74.00	-15.50	183	359 Peak	Horizontal	
2	5376.50	57.74	15.60	42.14	74.00	-16.26	183	359 Peak	Horizontal	
3	5465.50	57.17	14.98	42.19	68.20	-11.03	183	359 Peak	Horizontal	
4 *	5670.00	120.62	78.20	42.42	68.20	52.42	183	359 Peak	Horizontal	
5	5760.00	60.80	18.17	42.63	68.20	-7.40	183	359 Peak	Horizontal	



TÜV Rheinland Taiwan Ltd.
No. 458-18, Sec 2, Fenliao, Linkou Dist., New Taipei City 244, Taiwan(R.O.C.)
Tel: +886-2172-1000 Fax: +886-2172-1322



Peak	Freq	Level	Read	Limit	Over	APos	TPos	Remark	Pol/Phase	Note
	MHz	dBuV/m	dBuV	dB/m	dBuV/m	dB	cm	deg		
1	4880.00	57.39	16.39	41.00	74.00	-16.61	192	359 Peak	Vertical	
2	5395.50	56.67	14.24	42.43	74.00	-17.33	192	359 Peak	Vertical	
3	5465.00	55.82	13.62	42.20	68.20	-12.38	192	359 Peak	Vertical	
4 *	5670.00	119.17	76.75	42.42	68.20	50.97	192	359 Peak	Vertical	
5 !	5760.50	63.81	21.18	42.63	68.20	-4.39	192	359 Peak	Vertical	