


Product: Outdoor6 2x2 CPE

Type Identification: EOC655, EOC655-C18, EOC655-C23 and EOC655-B18

<Bluetooth & WLAN 2.4GHz & Co-located>

Photograph 1: Test Setup for Spurious Emissions (Front View 1)



Photograph 2: Test Setup for Spurious Emissions (Front View 2)



CN23396C 001
CN239FMT 001
CN23MIDW 001
CN238HUK 001

Page 2 of 20


Product: Outdoor6 2x2 CPE

Type Identification: EOC655, EOC655-C18, EOC655-C23 and EOC655-B18

Photograph 3: Test Setup for Spurious Emissions (Back View 1)




Photograph 4: Test Setup for Spurious Emissions (Back View 2)




Product: Outdoor6 2x2 CPE

Type Identification: EOC655, EOC655-C18, EOC655-C23 and EOC655-B18

Photograph 5: Test Setup for Spurious Emissions (Back View 3)



Photograph 6: Test Setup for Spurious Emissions (Back View 4)



Product: Outdoor6 2x2 CPE

Type Identification: EOC655, EOC655-C18, EOC655-C23 and EOC655-B18

<WLAN 5GHz>

Spruce_Panel antenna

Photograph 7: Test Setup for Spurious Emissions (Front View 1)



Photograph 8: Test Setup for Spurious Emissions (Front View 2)



Product: Outdoor6 2x2 CPE

Type Identification: EOC655, EOC655-C18, EOC655-C23 and EOC655-B18

Photograph 9: Test Setup for Spurious Emissions (Back View 1)



Photograph 10: Test Setup for Spurious Emissions (Back View 2)



CN23396C 001
CN239FMT 001
CN23MIDW 001
CN238HUK 001

Page 6 of 20


Product: Outdoor6 2x2 CPE

Type Identification: EOC655, EOC655-C18, EOC655-C23 and EOC655-B18

Photograph 11: Test Setup for Spurious Emissions (Back View 3)



Photograph 12: Test Setup for Spurious Emissions (Back View 4)



CN23396C 001
CN239FMT 001
CN23MIDW 001
CN238HUK 001

Page 7 of 20

Product: Outdoor6 2x2 CPE

Type Identification: EOC655, EOC655-C18, EOC655-C23 and EOC655-B18

Spruce_Omni antenna

Photograph 13: Test Setup for Spurious Emissions (Front View 1)



Photograph 14: Test Setup for Spurious Emissions (Front View 2)




CN23396C 001
CN239FMT 001
CN23MIDW 001
CN238HUK 001

Page 8 of 20

Product: Outdoor6 2x2 CPE

Type Identification: EOC655, EOC655-C18, EOC655-C23 and EOC655-B18

Photograph 15: Test Setup for Spurious Emissions (Back View 1)



Photograph 16: Test Setup for Spurious Emissions (Back View 2)



CN23396C 001
CN239FMT 001
CN23MIDW 001
CN238HUK 001

Page 9 of 20

Product: Outdoor6 2x2 CPE

Type Identification: EOC655, EOC655-C18, EOC655-C23 and EOC655-B18

Photograph 17: Test Setup for Spurious Emissions (Back View 3)



Photograph 18: Test Setup for Spurious Emissions (Back View 4)



Product: Outdoor6 2x2 CPE

Type Identification: EOC655, EOC655-C18, EOC655-C23 and EOC655-B18

PINE_Sector antenna

Photograph 19: Test Setup for Spurious Emissions (Front View 1)



Photograph 20: Test Setup for Spurious Emissions (Front View 2)



CN23396C 001
CN239FMT 001
CN23MIDW 001
CN238HUK 001

Page 11 of 20


Product: Outdoor6 2x2 CPE

Type Identification: EOC655, EOC655-C18, EOC655-C23 and EOC655-B18

Photograph 21: Test Setup for Spurious Emissions (Back View 1)



Photograph 22: Test Setup for Spurious Emissions (Back View 2)



Product: Outdoor6 2x2 CPE

Type Identification: EOC655, EOC655-C18, EOC655-C23 and EOC655-B18

Photograph 23: Test Setup for Spurious Emissions (Back View 3)



Photograph 24: Test Setup for Spurious Emissions (Back View 4)



Product: Outdoor6 2x2 CPE

Type Identification: EOC655, EOC655-C18, EOC655-C23 and EOC655-B18

PINE_Dish antenna

Photograph 25: Test Setup for Spurious Emissions (Front View 1)



Photograph 26: Test Setup for Spurious Emissions (Front View 2)




CN23396C 001
CN239FMT 001
CN23MIDW 001
CN238HUK 001

Page 14 of 20


Product: Outdoor6 2x2 CPE

Type Identification: EOC655, EOC655-C18, EOC655-C23 and EOC655-B18

Photograph 27: Test Setup for Spurious Emissions (Back View 1)



Photograph 28: Test Setup for Spurious Emissions (Back View 2)




Product: Outdoor6 2x2 CPE

Type Identification: EOC655, EOC655-C18, EOC655-C23 and EOC655-B18

Photograph 29: Test Setup for Spurious Emissions (Back View 3)



Photograph 30: Test Setup for Spurious Emissions (Back View 4)




Product: Outdoor6 2x2 CPE

Type Identification: EOC655, EOC655-C18, EOC655-C23 and EOC655-B18

PINE_Omni antenna

Photograph 31: Test Setup for Spurious Emissions (Front View 1)



Photograph 32: Test Setup for Spurious Emissions (Front View 2)



CN23396C 001
CN239FMT 001
CN23MIDW 001
CN238HUK 001

Page 17 of 20


Product: Outdoor6 2x2 CPE

Type Identification: EOC655, EOC655-C18, EOC655-C23 and EOC655-B18

Photograph 33: Test Setup for Spurious Emissions (Back View 1)



Photograph 34: Test Setup for Spurious Emissions (Back View 2)



CN23396C 001
CN239FMT 001
CN23MIDW 001
CN238HUK 001

Page 18 of 20


Product: Outdoor6 2x2 CPE

Type Identification: EOC655, EOC655-C18, EOC655-C23 and EOC655-B18

Photograph 35: Test Setup for Spurious Emissions (Back View 3)



Photograph 36: Test Setup for Spurious Emissions (Back View 4)



CN23396C 001
CN239FMT 001
CN23MIDW 001
CN238HUK 001

Page 19 of 20

Product: Outdoor6 2x2 CPE

Type Identification: EOC655, EOC655-C18, EOC655-C23 and EOC655-B18

Photograph 37: Test Setup for Mains Conducted Emissions (Front View)



Photograph 38: Test Setup for Mains Conducted Emissions (Back View)




CN23396C 001
CN239FMT 001
CN23MIDW 001
CN238HUK 001

Page 20 of 20

Product: Outdoor6 2x2 CPE

Type Identification: EOC655, EOC655-C18, EOC655-C23 and EOC655-B18

Photograph 39: Test Setup for DFS (Spruce)



Photograph 40: Test Setup for DFS (PINE)

