


# FCC Radio Test Report

**FCC ID** : A8J-ECW536  
**Equipment** : EnGenius Cloud Wi-Fi 7 4x4x4 Tri-Band Indoor Access Point  
**Brand Name** : EnGenius EnGenius®  
**Model Name** : ECW536  
**Applicant** : EnGenius Technologies  
1580 Scenic Avenue, Costa Mesa, CA92626  
**Manufacturer** : EnGenius Networks Inc.  
10F., No.209, Sec. 1, Nangang Rd., Nangang Dist., Taipei City  
115018, Taiwan  
**Standard** : 47 CFR FCC Part 15.247

The product was received on Oct. 31, 2023, and testing was started from Nov. 08, 2023 and completed on Nov. 21, 2023. We, SPORTON INTERNATIONAL INC. Hsinhua Laboratory, would like to declare that the tested sample has been evaluated in accordance with the procedures given in ANSI C63.10-2013 and shown compliance with the applicable technical standards.

The test results in this report apply exclusively to the tested model / sample. Without written approval of SPORTON INTERNATIONAL INC. Hsinhua Laboratory, the test report shall not be reproduced except in full.



Approved by: Ben Tseng

**SPORTON INTERNATIONAL INC. Hsinhua Laboratory**

No.52, Huaya 1st Rd., Guishan Dist., Taoyuan City 333411, Taiwan (R.O.C.)



# Table of Contents

**HISTORY OF THIS TEST REPORT .....3**

**SUMMARY OF TEST RESULT .....4**

**1 GENERAL DESCRIPTION .....5**

1.1 Information.....5

1.2 Testing Applied Standards .....9

1.3 Testing Location Information .....9

1.4 Measurement Uncertainty .....9

**2 TEST CONFIGURATION OF EUT.....10**

2.1 Test Channel Mode .....10

2.2 The Worst Case Measurement Configuration.....12

2.3 Accessories .....13

2.4 Support Equipment.....13

2.5 Test Setup Diagram .....14

**3 TRANSMITTER TEST RESULT .....16**

3.1 AC Power-line Conducted Emissions .....16

3.2 DTS Bandwidth.....18

3.3 Maximum Conducted Output Power .....19

3.4 Power Spectral Density .....21

3.5 Emissions in Non-restricted Frequency Bands .....22

3.6 Emissions in Restricted Frequency Bands.....23

**4 TEST EQUIPMENT AND CALIBRATION DATA.....27**

**APPENDIX A. TEST RESULTS OF AC POWER-LINE CONDUCTED EMISSIONS**

**APPENDIX B. TEST RESULTS OF DTS BANDWIDTH**

**APPENDIX C. TEST RESULTS OF MAXIMUM CONDUCTED OUTPUT POWER**

**APPENDIX D. TEST RESULTS OF POWER SPECTRAL DENSITY**

**APPENDIX E. TEST RESULTS OF EMISSIONS IN NON-RESTRICTED FREQUENCY BANDS**

**APPENDIX F. TEST RESULTS OF EMISSIONS IN RESTRICTED FREQUENCY BANDS**

**APPENDIX G. TEST RESULTS OF RADIATED EMISSION CO-LOCATION**

**APPENDIX H. TEST PHOTOS**

**PHOTOGRAPHS OF EUT V03**





### Summary of Test Result

Report Clause	Ref. Std. Clause	Test Items	Result (PASS/FAIL)	Remark
1.1.2	15.203	Antenna Requirement	PASS	-
3.1	15.207	AC Power-line Conducted Emissions	PASS	-
3.2	15.247(a)	DTS Bandwidth	PASS	-
3.3	15.247(b)	Maximum Conducted Output Power	PASS	-
3.4	15.247(e)	Power Spectral Density	PASS	-
3.5	15.247(d)	Emissions in Non-restricted Frequency Bands	PASS	-
3.6	15.247(d)	Emissions in Restricted Frequency Bands	PASS	-

**Declaration of Conformity:**

The test results with all measurement uncertainty excluded are presented in accordance with the regulation limits or requirements declared by manufacturers.

**Comments and explanations:**

The EUT supports beamforming and CDD modes, and the CDD mode is the worst case. Therefore, all test items are evaluated in the report. The beamforming mode only evaluates the output power.

**Reviewed by: Barry Hsiao**

**Report Producer: Amber Chiu**

# 1 General Description

## 1.1 Information

### 1.1.1 RF General Information

Frequency Range (MHz)	IEEE Std. 802.11	Ch. Frequency (MHz)	Channel Number
2400-2483.5	b, g, n (HT20), VHT20, ax(HEW20), be(EHT20)	2412-2462	1-11 [11]
2400-2483.5	n (HT40), VHT40, ax(HEW40), be(EHT40)	2422-2452	3-9 [7]

#### Non-Beamforming

Band	Mode	BWch (MHz)	Nant
2.4-2.4835GHz	802.11b	20	4TX
2.4-2.4835GHz	802.11g	20	4TX
2.4-2.4835GHz	802.11be EHT20	20	4TX
2.4-2.4835GHz	802.11be EHT40	40	4TX

#### Beamforming

Band	Mode	BWch (MHz)	Nant
2.4-2.4835GHz	802.11be EHT20-BF	20	4TX
2.4-2.4835GHz	802.11be EHT40-BF	40	4TX

Note:

- ◆ 11b mode uses a combination of DSSS-DBPSK, DQPSK, CCK modulation.
- ◆ 11g, HT20 and HT40 use a combination of OFDM-BPSK, QPSK, 16QAM, 64QAM modulation.
- ◆ VHT20, VHT40 use a combination of OFDM-BPSK, QPSK, 16QAM, 64QAM, 256QAM modulation.
- ◆ HEW20, HEW40 use a combination of OFDMA-BPSK, QPSK, 16QAM, 64QAM, 256QAM, 1024QAM modulation.
- ◆ EHT20, EHT40 use a combination of OFDMA-BPSK, QPSK, 16QAM, 64QAM, 256QAM, 1024QAM, 4096QAM modulation.
- ◆ BWch is the nominal channel bandwidth.
- ◆ Evaluated EHT20, EHT40 mode only due to the similar modulation. The power setting of HT20/HT40/VHT20/VHT40/HEW20/HEW40 mode are the same or lower than EHT20, EHT40.



1.1.2 Antenna Information

Ant.	Brand	Model Name	Antenna Type	Connector	Support	Radio
1	Senao	5718A0738300	PIFA	I-Pex	2.4G	Radio 1
2	Senao	5718A0739300	PIFA	I-Pex	2.4G	
3	Senao	5718A0740300	PIFA	I-Pex	2.4G	
4	Senao	5718A0741300	PIFA	I-Pex	2.4G	
5	Senao	5718A0742300	PIFA	I-Pex	5G	Radio 2
6	Senao	5718A0743300	PIFA	I-Pex	5G	
7	Senao	5718A0744300	PIFA	I-Pex	5G	
8	Senao	5718A0745300	PIFA	I-Pex	5G	
9	ADVANCED WIRELESS & ANTENNA Inc.	A8P8P-100089	Alford loop	I-Pex	6E	Radio 3
10	ADVANCED WIRELESS & ANTENNA Inc.	A8P8P-100090	Alford loop	I-Pex	6E	
11	ADVANCED WIRELESS & ANTENNA Inc.	A8P8P-100091	Alford loop	I-Pex	6E	
12	ADVANCED WIRELESS & ANTENNA Inc.	A8P8P-100092	Alford loop	I-Pex	6E	
13	ADVANCED WIRELESS & ANTENNA Inc.	A8P8P-100093	Dipole	I-Pex	BT	-

Ant.	Port	Gain (dBi)									
		2.4G	BT	5G				6E			
				UNII-1	UNII-2A	UNII-2C	UNII-3	6.175G	6.475G	6.695G	6.995G
1	1	2.82	-	-	-	-	-	-	-	-	-
2	2	2.39	-	-	-	-	-	-	-	-	-
3	3	2.33	-	-	-	-	-	-	-	-	-
4	4	2.69	-	-	-	-	-	-	-	-	-
5	1	-	-	4.81	4.19	5.45	4.98	-	-	-	-
6	2	-	-	2.63	3.44	5.31	5.17	-	-	-	-
7	3	-	-	5.06	5.29	4.27	3.96	-	-	-	-
8	4	-	-	3.72	3.52	4.66	4.51	-	-	-	-
9	1	-	-	-	-	-	-	4.96	4.99	4.98	4.78
10	2	-	-	-	-	-	-	4.72	4.74	4.53	4.69
11	3	-	-	-	-	-	-	4.88	4.63	4.47	4.94
12	4	-	-	-	-	-	-	4.77	4.84	4.61	4.26
13	1	-	3.07	-	-	-	-	-	-	-	-



Composite Gain (dBi)									
	2.4G	UNII-1	UNII-2A	UNII-2C	UNII-3	6.175G	6.475G	6.695G	6.995G
DG [1SS]	6.46	7.31	7.57	8.57	8.92	9.98	9.93	9.53	9.86
DG [2SS]	3.46	5.06	5.29	5.57	5.92	6.98	6.93	6.53	6.86
DG [4SS]	2.82	5.06	5.29	5.45	5.17	4.96	4.99	4.98	4.94

Note 1: The EUT has thirteen antennas.

Note 2: The composite gain is derived as KDB 662911 D03 v01 which was used as directional gain. For more detail information, please refer to the Antenna Pattern Report AP381814.

**For 2.4GHz function:**

For IEEE 802.11 b/g/n/VHT/ax/be mode (4TX/4RX)

Ant. 1 (port 1), Ant. 2 (port 2), Ant. 3 (port 3) and Ant. 4 (port 4) could transmit/receive simultaneously.

**For 5GHz function:**

For IEEE 802.11 a/n/ac/ax/be mode (4TX/4RX)

Ant. 5 (port 1), Ant. 6 (port 2), Ant. 7 (port 3) and Ant. 8 (port 4) could transmit/receive simultaneously.

**For 6GHz function:**

For IEEE 802.11 ax/be mode (4TX/4RX)

Ant. 9 (port 1), Ant. 10 (port 2), Ant. 11(port 3) and Ant. 12 (port 4) could transmit/receive simultaneously.

**For BT function:**

For IEEE 802.15.1 Bluetooth mode (1TX/1RX)

Ant. 13 (port 1) could transmit/receive.

**1.1.3 EUT Information**

Operational Condition			
<b>EUT Power Type</b>	From AC Adapter		
<b>EUT Function</b>	<input checked="" type="checkbox"/> Point-to-multipoint	<input type="checkbox"/> Point-to-point	
<b>Beamforming Function</b>	<input checked="" type="checkbox"/> With beamforming	<input type="checkbox"/> Without beamforming	
<b>Resource Unit(802.11ax)</b>	<input checked="" type="checkbox"/> Full RU	<input type="checkbox"/> Partial RU	
Type of EUT			
<input checked="" type="checkbox"/>	Stand-alone		
<input type="checkbox"/>	Combined (EUT where the radio part is fully integrated within another device)		
	Combined Equipment - Brand Name / Model No.: ...		
<input type="checkbox"/>	Plug-in radio (EUT intended for a variety of host systems)		
	Host System - Brand Name / Model No.: ...		
<input type="checkbox"/>	Other:		



### 1.1.4 Mode Test Duty Cycle

#### Non-Beamforming

Mode	DC	DCF(dB)	T(s)	VBW(Hz)_1/T
802.11b_Nss1,(1Mbps)_4TX	0.92	0.36	17.986m	100
802.11g_Nss1,(6Mbps)_4TX	0.949	0.23	1.978m	1k
802.11be EHT20_Nss1,(MCS0)_4TX	0.812	0.9	5.453m	300
802.11be EHT40_Nss1,(MCS0)_4TX	0.785	1.05	5.455m	300

Note. If DC < 0.98, the DCF was added while measuring Output power and PSD.

#### Beamforming

Mode	DC	DCF(dB)	T(s)	VBW(Hz)_1/T
802.11be EHT20-BF_Nss1,(MCS0)_4TX	0.812	0.9	5.453m	300
802.11be EHT40-BF_Nss1,(MCS0)_4TX	0.785	1.05	5.455m	300

Note. If DC < 0.98, the DCF was added while measuring Output power and PSD.



## 1.2 Testing Applied Standards

According to the specifications of the manufacturer, the EUT must comply with the requirements of the following standards:

- ♦ 47 CFR FCC Part 15
- ♦ ANSI C63.10-2013

The following reference test guidance is not within the scope of accreditation of TAF:

- ♦ KDB 558074 D01 v05r02
- ♦ KDB 662911 D01 v02r01
- ♦ KDB 662911 D03 v01
- ♦ KDB 414788 D01 v01r01

## 1.3 Testing Location Information

Test Lab. : Sporton International Inc. Hsinhua Laboratory				
<input checked="" type="checkbox"/>	Hsinhua (TAF: 3785)	ADD: No.52, Huaya 1st Rd., Guishan Dist., Taoyuan City 333411, Taiwan (R.O.C.)		
		TEL: 886-3-327-3456	FAX: 886-3-327-0973	
Test site Designation No. TW3785 with FCC.				
Test Condition	Test Site No.	Test Engineer	Test Environment	Test Date
AC Conduction	CO04-HY	Simon Cheng	22.1~23.8°C / 56~61%	21/Nov/2023
RF Conducted	TH07-HY	Xun Hsieh	23.1~24.1°C / 52~58%	10/Nov/2023
Radiated (Below 1GHz)	03CH02-HY	Vasari Huang	23.4~23.8°C / 52~55%	10/Nov/2023
<input checked="" type="checkbox"/>	Wenhua 3rd. (TAF: 3785)	ADD: No. 58, Aly. 75, Ln. 564, Wenhua 3rd Rd., Guishan Dist. Taoyuan City 333, Taiwan (R.O.C.)		
		TEL: 886-3-327-0868		
Test site Designation No. TW0036 with FCC.				
Test Condition	Test Site No.	Test Engineer	Test Environment	Test Date
Radiated (Above 1GHz)	03CH24-HY	Henry Ho	22.8~23.4°C / 52~54%	08/Nov/2023
Radiated (Co-location)	03CH25-HY	Billy Wang	22.6~22.8°C / 51~54%	17/Nov/2023

## 1.4 Measurement Uncertainty

ISO/IEC 17025 requires that an estimate of the measurement uncertainties associated with the emissions test results be included in the report. The measurement uncertainties given below are based on a 95% confidence level (based on a coverage factor (k=2))

Test Items	Uncertainty	Remark
AC Power-line Conducted Emissions	4.53 dB	Confidence levels of 95%
Bandwidth	3 MHz	Confidence levels of 95%
Maximum Conducted Output Power	2 dB	Confidence levels of 95%
Power Spectral Density	2 dB	Confidence levels of 95%
Emissions in Non-restricted Frequency Bands	0.14 dB	Confidence levels of 95%
Emissions in Restricted Frequency Bands	4.8 dB	Confidence levels of 95%
Temperature	0.41 °C	Confidence levels of 95%
Humidity	3.4 %	Confidence levels of 95%



## 2 Test Configuration of EUT

### 2.1 Test Channel Mode

Test Software Version	qdart_conn.win.1.0_installer_00099
-----------------------	------------------------------------

#### Non-Beamforming

Mode	Power Setting
802.11b_Nss1,(1Mbps)_4TX	-
2412MHz	21
2437MHz	21
2462MHz	21
802.11g_Nss1,(6Mbps)_4TX	-
2412MHz	20
2417MHz	20
2437MHz	21
2457MHz	20
2462MHz	20
802.11be EHT20_Nss1,(MCS0)_4TX	-
2412MHz	19.5
2417MHz	19.5
2437MHz	21
2457MHz	20
2462MHz	19.5
802.11be EHT40_Nss1,(MCS0)_4TX	-
2422MHz	19
2427MHz	19
2437MHz	19.5
2452MHz	19.5






**Beamforming**

Mode	Power Setting
802.11be EHT20-BF_Nss1,(MCS0)_4TX	-
2412MHz	19.5
2417MHz	19.5
2437MHz	21
2457MHz	20
2462MHz	19.5
802.11be EHT40-BF_Nss1,(MCS0)_4TX	-
2422MHz	19
2427MHz	19
2437MHz	19.5
2452MHz	19.5

## 2.2 The Worst Case Measurement Configuration

The Worst Case Mode for Following Conformance Tests	
<b>Tests Item</b>	AC power-line conducted emissions
<b>Condition</b>	AC power-line conducted measurement for line and neutral Test Voltage: 120Vac / 60Hz
<b>Operating Mode</b>	CTX
1	Adapter Mode

The Worst Case Mode for Following Conformance Tests	
<b>Tests Item</b>	DTS Bandwidth Maximum Conducted Output Power Power Spectral Density Emissions in Non-restricted Frequency Bands
<b>Test Condition</b>	Conducted measurement at transmit chains

The Worst Case Mode for Following Conformance Tests			
<b>Tests Item</b>	Emissions in Restricted Frequency Bands		
<b>Test Condition</b>	Radiated measurement If EUT consist of multiple antenna assembly (multiple antenna are used in EUT regardless of spatial multiplexing MIMO configuration), the radiated test should be performed with highest antenna gain of each antenna type.		
<b>Operating Mode &lt; 1GHz</b>	CTX		
1	Adapter Mode		
<b>Operating Mode &gt; 1GHz</b>	CTX		
<b>Orthogonal Planes of EUT</b>	<b>X Plane</b>	<b>Y Plane</b>	<b>Z Plane</b>
			
<b>Worst Planes of EUT</b>		V	

The Worst Case Mode for Following Conformance Tests	
<b>Tests Item</b>	Simultaneous Transmission Analysis
<b>Operating Mode</b>	CTX
1	WLAN 2.4GHz+WLAN 5GHz+WLAN 6GHz
Refer to Sporton Test Report No.: FA381846 for Co-location RF Exposure Evaluation and Appendix G for Radiated Emission Co-location.	



### 2.3 Accessories

Accessories				
Bracket	Brand Name	Dragonjet	Part Number	6301A6543000

Reminder: Regarding to more detail and other information, please refer to user manual.


### 2.4 Support Equipment

Support Equipment – AC Conduction					
No.	Equipment	Brand Name	Model Name	FCC ID	Remark
1	AC Adapter	ASIAN POWER DEVICES INC.	WA-48A12R	-	Provided by Customer

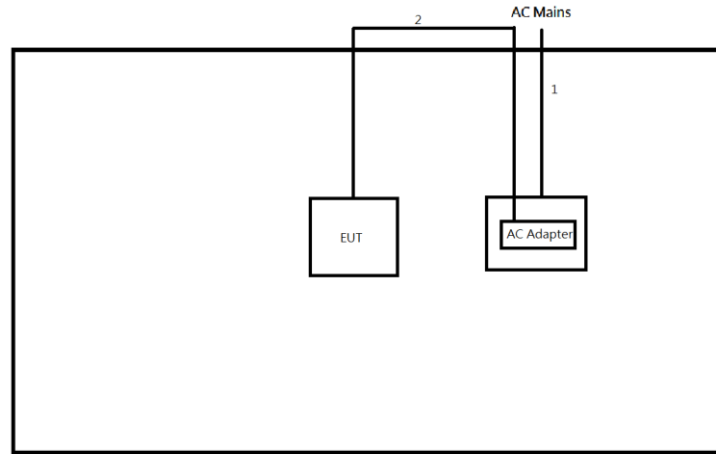
Support Equipment – Conducted					
No.	Equipment	Brand Name	Model Name	FCC ID	Remark
1	Notebook	DELL	E5410	-	-
2	Adapter for NB	DELL	HA65NM130	-	-
3	AC Adapter	ASIAN POWER DEVICES INC.	WA-48A12R	-	Provided by Customer

Support Equipment – Radiated					
No.	Equipment	Brand Name	Model Name	FCC ID	Remark
1	AC Adapter	ASIAN POWER DEVICES INC.	WA-48A12R	-	Provided by Customer

## 2.5 Test Setup Diagram



Test Setup Diagram - Radiated Test



Item	Connection	Shielded	Length(m)	Remark
1	AC Power cable	No	1.8	-
2	DC Power cable	No	1.5	-

### 3 Transmitter Test Result

#### 3.1 AC Power-line Conducted Emissions

##### 3.1.1 AC Power-line Conducted Emissions Limit

AC Power-line Conducted Emissions Limit		
Frequency Emission (MHz)	Quasi-Peak	Average
0.15-0.5	66 - 56 *	56 - 46 *
0.5-5	56	46
5-30	60	50

Note 1: \* Decreases with the logarithm of the frequency.

##### 3.1.2 Measuring Instruments

Refer a test equipment and calibration data table in this test report.

##### 3.1.3 Test Procedures

Test Method
<input checked="" type="checkbox"/> Refer as ANSI C63.10-2013, clause 6.2 for AC power-line conducted emissions.

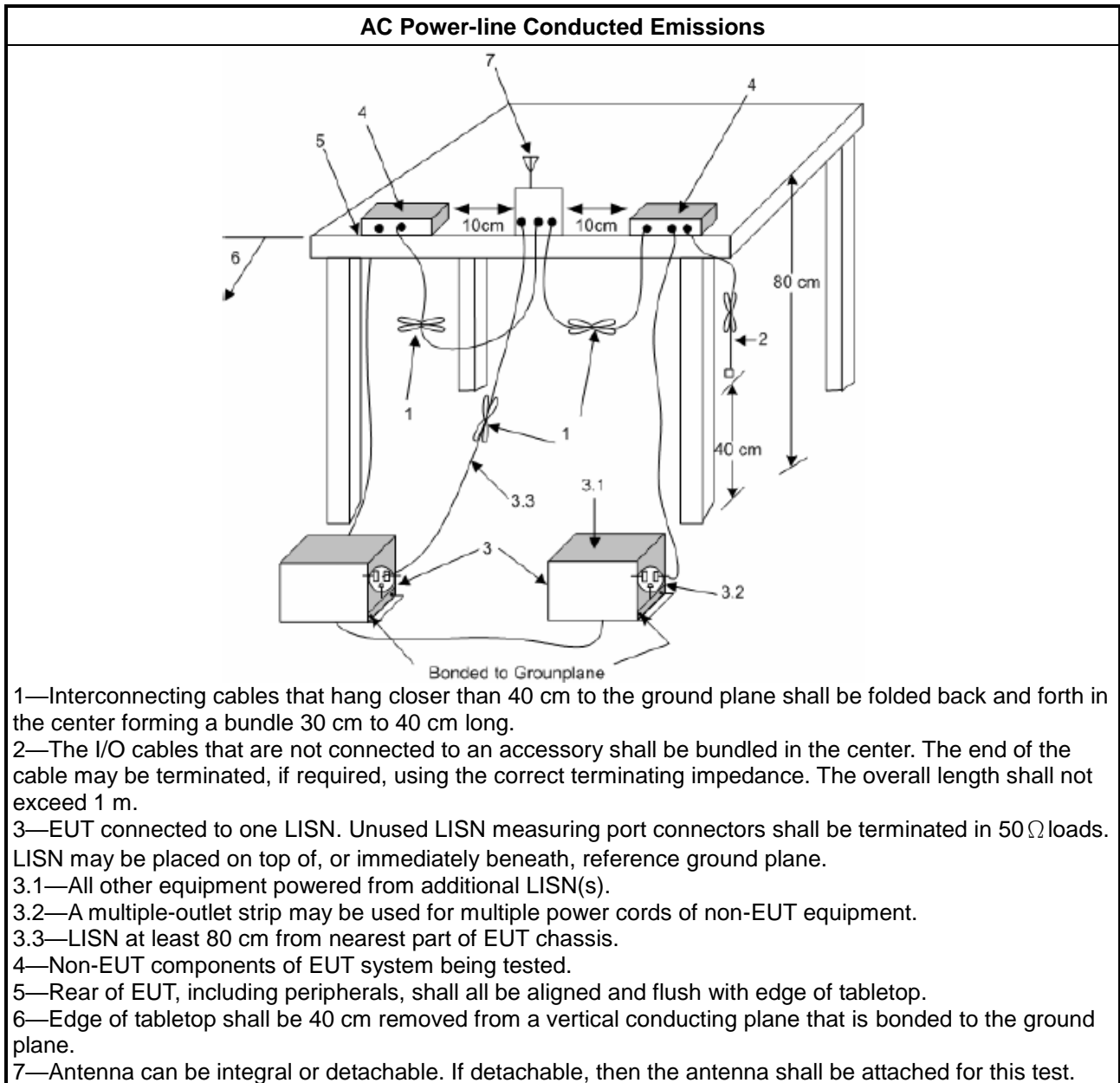
##### 3.1.4 Measurement Results Calculation

The measured Level is calculated using:

Corrected Reading: Raw(Read Level) +LISN(LISN Factor) + CL(Cable Loss) + AT(Attenuator).



### 3.1.5 Test Setup



### 3.1.6 Test Result of AC Power-line Conducted Emissions

Refer as Appendix A

### 3.2 DTS Bandwidth

#### 3.2.1 6dB Bandwidth Limit

6dB Bandwidth Limit
<b>Systems using digital modulation techniques:</b>
<ul style="list-style-type: none"> <li>▪ 6 dB bandwidth <math>\geq</math> 500 kHz.</li> </ul>

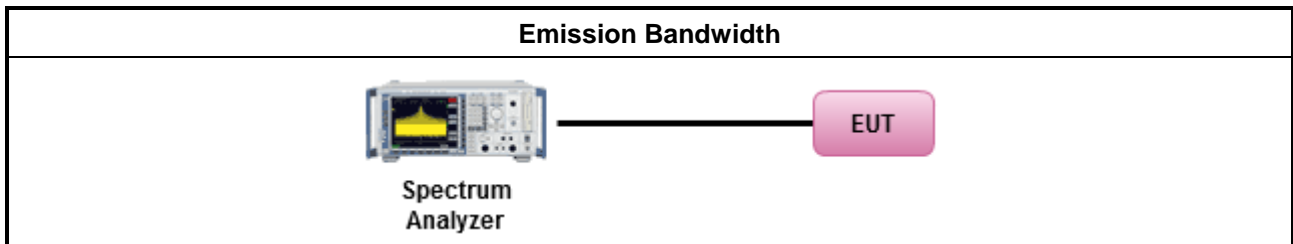
#### 3.2.2 Measuring Instruments

Refer a test equipment and calibration data table in this test report.

#### 3.2.3 Test Procedures

Test Method
<ul style="list-style-type: none"> <li>▪ For the emission bandwidth shall be measured using one of the options below:</li> </ul>
<input checked="" type="checkbox"/> Refer as KDB 558074. clause 8.2 (11.8 of ANSI C63.10) DTS bandwidth measurement.
<input type="checkbox"/> Refer as RSS-Gen, clause 6.7 for occupied bandwidth testing.
<input type="checkbox"/> Refer as ANSI C63.10, clause 6.9.3 for occupied bandwidth testing.

#### 3.2.4 Test Setup



#### 3.2.5 Test Result of Emission Bandwidth

Refer as Appendix B

### 3.3 Maximum Conducted Output Power

#### 3.3.1 Maximum Conducted Output Power Limit

Maximum Conducted Output Power Limit	
	<ul style="list-style-type: none"> <li>▪ If <math>G_{TX} \leq 6</math> dBi, then <math>P_{Out} \leq 30</math> dBm (1 W)</li> </ul>
	<ul style="list-style-type: none"> <li>▪ Point-to-multipoint systems (P2M): If <math>G_{TX} &gt; 6</math> dBi, then <math>P_{Out} = 30 - (G_{TX} - 6)</math> dBm</li> </ul>
	<ul style="list-style-type: none"> <li>▪ Point-to-point systems (P2P): If <math>G_{TX} &gt; 6</math> dBi, then <math>P_{Out} = 30 - (G_{TX} - 6)/3</math> dBm</li> </ul>
	<ul style="list-style-type: none"> <li>▪ Smart antenna system (SAS):</li> </ul>
	<ul style="list-style-type: none"> <li>- Single beam: If <math>G_{TX} &gt; 6</math> dBi, then <math>P_{Out} = 30 - (G_{TX} - 6)/3</math> dBm</li> </ul>
	<ul style="list-style-type: none"> <li>- Overlap beam: If <math>G_{TX} &gt; 6</math> dBi, then <math>P_{Out} = 30 - (G_{TX} - 6)/3</math> dBm</li> </ul>
	<ul style="list-style-type: none"> <li>- Aggregate power on all beams: If <math>G_{TX} &gt; 6</math> dBi, then <math>P_{Out} = 30 - (G_{TX} - 6)/3 + 8</math> dB dBm</li> </ul>
e.i.r.p. Power Limit:	
	<ul style="list-style-type: none"> <li>▪ 2400-2483.5 MHz Band</li> </ul>
	<ul style="list-style-type: none"> <li>▪ Point-to-multipoint systems (P2M): <math>P_{eirp} \leq 36</math> dBm (4 W)</li> </ul>
	<ul style="list-style-type: none"> <li>▪ Point-to-point systems (P2P): <math>P_{eirp} \leq \text{MAX}(36, [P_{Out} + G_{TX}])</math> dBm</li> </ul>
	<ul style="list-style-type: none"> <li>▪ Smart antenna system (SAS)</li> </ul>
	<ul style="list-style-type: none"> <li>- Single beam: <math>P_{eirp} \leq \text{MAX}(36, P_{Out} + G_{TX})</math> dBm</li> </ul>
	<ul style="list-style-type: none"> <li>- Overlap beam: <math>P_{eirp} \leq \text{MAX}(36, P_{Out} + G_{TX})</math> dBm</li> </ul>
	<ul style="list-style-type: none"> <li>- Aggregate power on all beams: <math>P_{eirp} \leq \text{MAX}(36, [P_{Out} + G_{TX} + 8])</math> dBm</li> </ul>
<p><math>P_{Out}</math> = maximum peak conducted output power or maximum conducted output power in dBm,  <math>G_{TX}</math> = the maximum transmitting antenna directional gain in dBi.</p>	

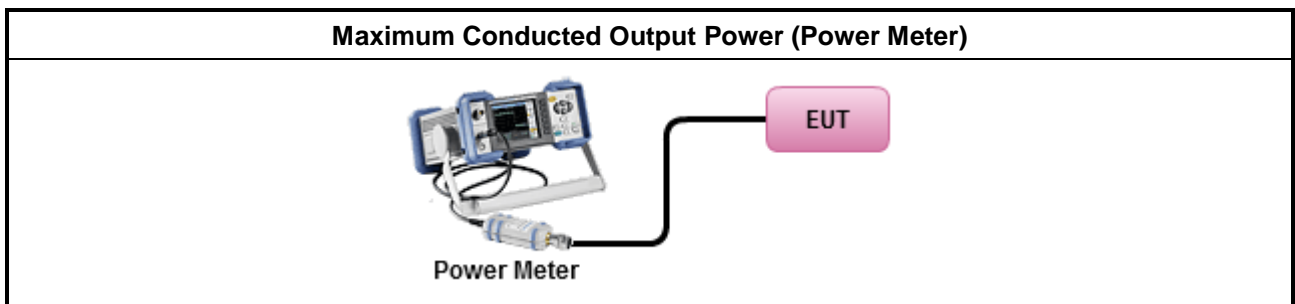
#### 3.3.2 Measuring Instruments

Refer a test equipment and calibration data table in this test report.

### 3.3.3 Test Procedures

Test Method	
<ul style="list-style-type: none"> <li>▪ Maximum Peak Conducted Output Power</li> </ul>	
<input type="checkbox"/>	Refer as KDB 558074, clause 8.3.1.1 (11.9.1.1 of ANSI C63.10) RBW ≥ EBW method.
<input type="checkbox"/>	Refer as KDB 558074, clause 8.3.1.2 (11.9.1.2 of ANSI C63.10) integrated band power method.
<input type="checkbox"/>	Refer as KDB 558074, clause 8.3.1.3 (11.9.1.3 of ANSI C63.10) peak power meter.
<ul style="list-style-type: none"> <li>▪ Maximum Average Conducted Output Power</li> </ul>	
<input type="checkbox"/>	Refer as KDB 558074, clause 8.3.2.2 (11.9.2.2 of ANSI C63.10) using a spectrum analyzer.
<input checked="" type="checkbox"/>	Refer as KDB 558074, clause 8.3.2.3 (11.9.2.3 of ANSI C63.10) using a power meter.
<ul style="list-style-type: none"> <li>▪ For conducted measurement.</li> </ul>	
<ul style="list-style-type: none"> <li>▪ If the EUT supports multiple transmit chains using options given below: Refer as KDB 662911, In-band power measurements. Using the measure-and-sum approach, measured all transmit ports individually. Sum the power (in linear power units e.g., mW) of all ports for each individual sample and save them.</li> </ul>	
<ul style="list-style-type: none"> <li>▪ If multiple transmit chains, EIRP calculation could be following as methods:  <math>P_{total} = P_1 + P_2 + \dots + P_n</math>                      (calculated in linear unit [mW] and transfer to log unit [dBm])  <math>EIRP_{total} = P_{total} + DG</math> </li> </ul>	

### 3.3.4 Test Setup



### 3.3.5 Test Result of Maximum Conducted Output Power

Refer as Appendix C

### 3.4 Power Spectral Density

#### 3.4.1 Power Spectral Density Limit

Power Spectral Density Limit
<ul style="list-style-type: none"> <li>Power Spectral Density (PSD) <math>\leq</math> 8 dBm/3kHz</li> </ul>

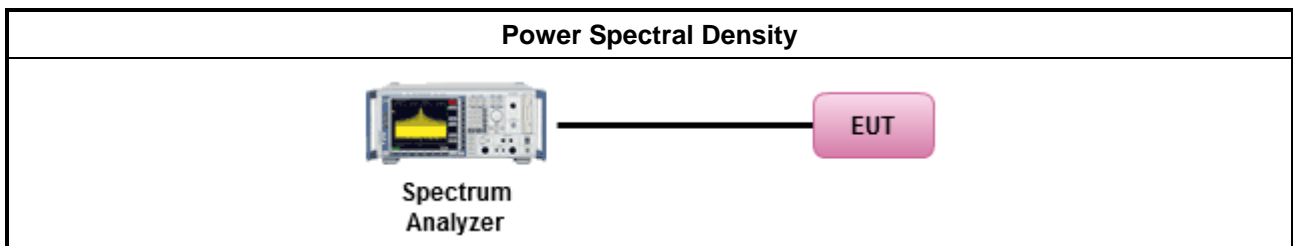
#### 3.4.2 Measuring Instruments

Refer a test equipment and calibration data table in this test report.

#### 3.4.3 Test Procedures

Test Method	
	<ul style="list-style-type: none"> <li>Peak power spectral density procedures that the same method as used to determine the conducted output power. If maximum peak conducted output power was measured to demonstrate compliance to the output power limit, then the peak PSD procedure below (Method PKPSD) shall be used. If maximum conducted output power was measured to demonstrate compliance to the output power limit, then one of the average PSD procedures shall be used, as applicable based on the following criteria (the peak PSD procedure is also an acceptable option).</li> </ul>
<input checked="" type="checkbox"/>	Refer as KDB 558074, clause 8.4 (11.10 of ANSI C63.10) Max. PSD.
	<ul style="list-style-type: none"> <li>For conducted measurement.               <ul style="list-style-type: none"> <li>If The EUT supports multiple transmit chains using options given below:                   <ul style="list-style-type: none"> <li>Measure and sum the spectra across the outputs. Refer as KDB 662911, In-band power spectral density (PSD). Sample all transmit ports simultaneously using a spectrum analyzer for each transmit port. Where the trace bin-by-bin of each transmit port summing can be performed. (i.e., in the first spectral bin of output 1 is summed with that in the first spectral bin of output 2 and that from the first spectral bin of output 3, and so on up to the NTX output to obtain the value for the first frequency bin of the summed spectrum.). Add up the amplitude (power) values for the different transmit chains and use this as the new data trace.</li> </ul> </li> </ul> </li> </ul>

#### 3.4.4 Test Setup



#### 3.4.5 Test Result of Power Spectral Density

Refer as Appendix D

### 3.5 Emissions in Non-restricted Frequency Bands

#### 3.5.1 Emissions in Non-restricted Frequency Bands Limit

Un-restricted Band Emissions Limit	
RF output power procedure	Limit (dB)
Peak output power procedure	20
Average output power procedure	30

Note 1: If the peak output power procedure is used to measure the fundamental emission power to demonstrate compliance to requirements, then the peak conducted output power measured within any 100 kHz outside the authorized frequency band shall be attenuated by at least 20 dB relative to the maximum measured in-band peak level.

Note 2: If the average output power procedure is used to measure the fundamental emission power to demonstrate compliance to requirements, then the power in any 100 kHz outside of the authorized frequency band shall be attenuated by at least 30 dB relative to the maximum measured in-band average level.

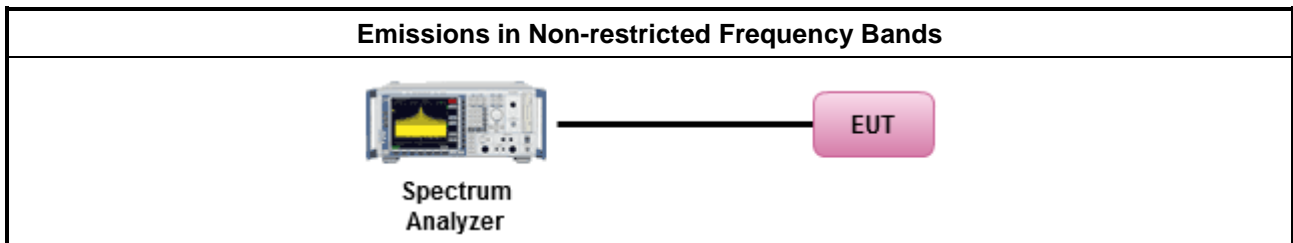
#### 3.5.2 Measuring Instruments

Refer a test equipment and calibration data table in this test report.

#### 3.5.3 Test Procedures

Test Method
<ul style="list-style-type: none"> <li>Refer as KDB 558074, clause 8.5 (11.11 of ANSI C63.10) for non-restricted frequency bands.</li> </ul>

#### 3.5.4 Test Setup



#### 3.5.5 Test Result of Emissions in Non-restricted Frequency Bands

Refer as Appendix E

### 3.6 Emissions in Restricted Frequency Bands

#### 3.6.1 Emissions in Restricted Frequency Bands Limit

Restricted Band Emissions Limit			
Frequency Range (MHz)	Field Strength (uV/m)	Field Strength (dBuV/m)	Measure Distance (m)
0.009~0.490	2400/F(kHz)	48.5 - 13.8	300
0.490~1.705	24000/F(kHz)	33.8 - 23	30
1.705~30.0	30	29	30
30~88	100	40	3
88~216	150	43.5	3
216~960	200	46	3
Above 960	500	54	3

Note 1: Test distance for frequencies at or above 30 MHz, measurements may be performed at a distance other than the limit distance provided they are not performed in the near field and the emissions to be measured can be detected by the measurement equipment. When performing measurements at a distance other than that specified, the results shall be extrapolated to the specified distance using an extrapolation factor of 20 dB/decade (inverse of linear distance for field-strength measurements, inverse of linear distance-squared for power-density measurements).

Note 2: Test distance for frequencies at below 30 MHz, measurements may be performed at a distance closer than the EUT limit distance; however, an attempt should be made to avoid making measurements in the near field. When performing measurements below 30 MHz at a closer distance than the limit distance, the results shall be extrapolated to the specified distance by either making measurements at a minimum of two or more distances on at least one radial to determine the proper extrapolation factor or by using the square of an inverse linear distance extrapolation factor (40 dB/decade). The test report shall specify the extrapolation method used to determine compliance of the EUT.

Note 3: Using the distance of 1m during the test for above 18 GHz, and the test value to correct for the distance factor at 3m.

#### 3.6.2 Measuring Instruments

Refer a test equipment and calibration data table in this test report.

### 3.6.3 Test Procedures

<b>Test Method</b>	
	<ul style="list-style-type: none"> <li>▪ The average emission levels shall be measured in [duty cycle <math>\geq</math> 98 or duty factor].</li> </ul>
	<ul style="list-style-type: none"> <li>▪ Refer as ANSI C63.10, clause 6.10.3 band-edge testing shall be performed at the lowest frequency channel and highest frequency channel within the allowed operating band.</li> </ul>
	<ul style="list-style-type: none"> <li>▪ For the transmitter unwanted emissions shall be measured using following options below:</li> </ul>
	<ul style="list-style-type: none"> <li>▪ Refer as KDB 558074, clause 8.6 (11.12 of ANSI C63.10) for restricted frequency bands.</li> </ul>
	<ul style="list-style-type: none"> <li>▪ For the transmitter band-edge emissions shall be measured using following options below:</li> </ul>
	<ul style="list-style-type: none"> <li>▪ Refer as KDB 558074 clause 8.7.1, When the performing peak or average radiated measurements, emissions within 2 MHz of the authorized band edge may be measured using the marker-delta method described below.</li> </ul>
	<ul style="list-style-type: none"> <li>▪ Refer as KDB 558074, clause 8.7.2 (6.10.6 of ANSI C63.10) for marker-delta method for band-edge measurements.</li> </ul>
	<ul style="list-style-type: none"> <li>▪ Refer as KDB 558074, clause 8.7.3 for narrower resolution bandwidth (100kHz) using the band power and summing the spectral levels.</li> </ul>
	<ul style="list-style-type: none"> <li>▪ Use the following spectrum analyzer settings:</li> </ul>
	<ul style="list-style-type: none"> <li>▪ Set RBW=100 kHz for <math>f &lt; 1</math> GHz; VBW=3 * RBW; Sweep = auto; Detector function = peak; Trace = max hold.</li> </ul>
	<ul style="list-style-type: none"> <li>▪ Set RBW = 1 MHz, VBW= 3MHz for <math>f \geq 1</math> GHz for peak measurement. For average measurement, refer as 1.1.4.</li> </ul>
	<ul style="list-style-type: none"> <li>▪ KDB 414788 Open-Field Test Sites and Chamber Correlation Justification.</li> </ul>
	<ul style="list-style-type: none"> <li>▪ Based on FCC 15.31(f)(2): measurements may be performed at a distance closer than that specified in regulations; however, an attempt should be made to avoid making measurements in the near field.</li> </ul>
	<ul style="list-style-type: none"> <li>▪ Open-field site and chamber correlation testing had been performed and chamber measured test result is the worst case test result.</li> </ul>

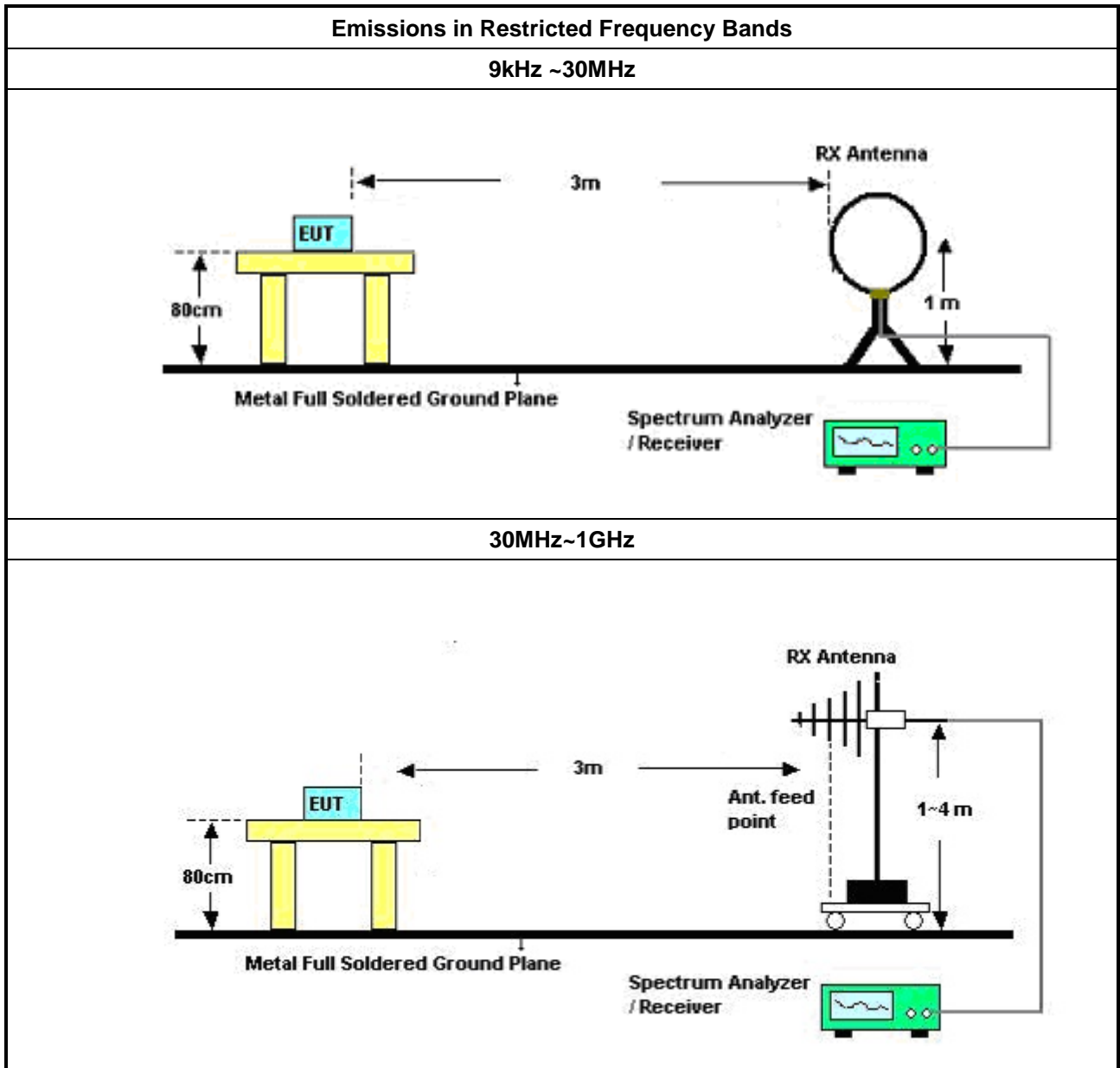
### 3.6.4 Measurement Results Calculation

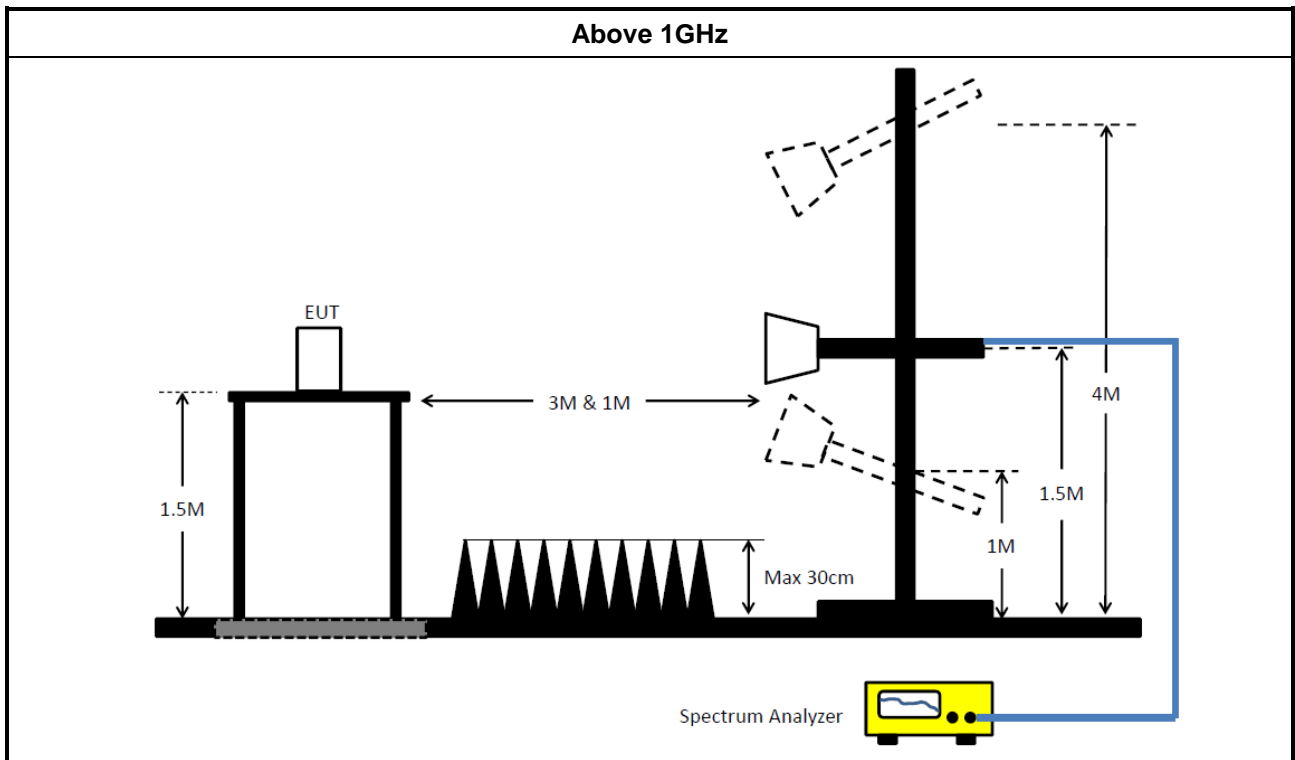
The measured Level is calculated using:

Corrected Reading: Raw(Read Level) + AF(Antenna Factor) + CL(Cable Loss) - PA(Preamplifier Factor)



### 3.6.5 Test Setup





### 3.6.6 Test Result of Emissions in Restricted Frequency Bands (Below 30MHz)

The amplitude of spurious emissions which are attenuated by more than 20dB below the permissible value has no need to be reported.

### 3.6.7 Test Result of Emissions in Restricted Frequency Bands

Refer as Appendix F



## 4 Test Equipment and Calibration Data

### Instrument for AC Conduction

Instrument	Manufacturer /Brand	Model No.	Serial No.	Spec.	Calibration Date	Calibration Due Date
EMI Test Receiver	R&S	ESR	102051	9kHz ~ 3.6GHz	16/May/2023	15/May/2024
Two-Line V-Network	R&S	ENV 216	100003	9kHz ~ 30MHz	07/Sep/2023	06/Sep/2024
RF Cable 5m	TITAN	TITAN	CO04-cable-01	9 kHz~200MHz	28/Feb/2023	27/Feb/2024
Impuls Begrenzer Pulse Limiter	SCHWARZBECK	VTSD 9561-F	9561-F041	9kHz ~ 30MHz	18/Oct/2023	17/Oct/2024
Software	Sporton	SENSE-EMI	V5.11.3	-	NCR	NCR

NCR: No Calibration Required

### Instrument for Conducted Test

Instrument	Manufacturer /Brand	Model No.	Serial No.	Spec.	Calibration Date	Calibration Due Date
Signal Analyzer	R&S	FSV 40	101515	9kHz~40GHz	14/Feb/2023	13/Feb/2024
SMB100A Signal Generator	R&S	SMB100A	181147	100kHz~40GHz	20/Oct/2023	19/Oct/2024
Pulse Sensor	Anritsu	MA2411B	1339407	300MHz~40GHz	14/Dec/2022	13/Dec/2023
Power Meter	Anritsu	ML2495A	1517010	300MHz~40GHz	14/Dec/2022	13/Dec/2023
SENSE-15247_DTS	Sporton	V5.11.13	N/A	N/A	N/A	N/A

### Instrument for Radiated Test (03CH02-HY)

Instrument	Manufacturer /Brand	Model No.	Serial No.	Spec.	Calibration Date	Calibration Due Date
3m Semi Anechoic Chamber	SIDT FRANKONIA	SAC-3M	03CH02-HY	30MHz~1GHz 3m	29/Jul/2023	28/Jul/2024
EMI Test Receiver	R&S	ESR	102052	9kHz~3.6GHz	26/May/2023	25/May/2024
Signal Analyzer	R&S	FSP 40	100305	9kHz~40GHz	25/Mar/2023	24/Mar/2024
Loop Antenna	TESEQ	HLA 6120	31244	9kHz~30MHz	23/Mar/2023	22/Mar/2024
Bilog Antenna & 5dB Attenuator	SCHAFFNER / MTJ	CBL 6112B / MTJ6102-05	2723/2	30MHz~1GHz	27/Aug/2023	26/Aug/2024
RF Cable	MVE	400LL+SN 200207	03CH02-cable-02	9kHz~30MHz	20/Dec/2022	19/Dec/2023
RF Cable	MVE	400LL+SN 200207	03CH02-cable-02	30MHz~1GHz	20/Dec/2022	19/Dec/2023
Amplifier	Agilent	8447D	2944A11149	100kHz~1.3GHz	27/Jun/2023	26/Jun/2024
SENSE-15247-DTS	Sporton	V5.11.13	N/A	N/A	N/A	N/A



**Instrument for Radiated Test (03CH24-HY)**

Instrument	Manufacturer /Brand	Model No.	Serial No.	Spec.	Calibration Date	Calibration Due Date
3m Semi Anechoic Chamber	TDK	SAC-3M	03CH24-HY	1GHz~18GHz 3m	03/Aug/2023	02/Aug/2024
Signal Analyzer	ROHDE&SCHWARZ	FSV3044	101345	10Hz~44GHz	10/Aug/2023	09/Aug/2024
Double Ridged Guide Horn Antenna	SCHWARZBECK	BBHA 9120 D	02744	1GHz~18GHz	17/Aug/2023	16/Aug/2024
Broadband Horn Antenna	SCHWARZBECK	BBHA 9170	01248	18GHz~40GHz	21/Aug/2023	20/Aug/2024
RF Cable	HUBER+SUHNER	SUOFLEX 104	CB002	1GHz~40GHz	21/Jul/2023	20/Jul/2024
Amplifier	EM	EM01G18G	060870	1GHz ~ 18GHz	10/Aug/2023	09/Aug/2024
Microwave Prempplier	EMC INSTRUMENTS	EM18G40G	060604	18GHz ~ 40GHz	16/Mar/2023	15/Mar/2024
SENSE-15247-DTS	Sporton	V5.11.13	N/A	N/A	N/A	N/A

**Instrument for Radiated Test (03CH25-HY)**

Instrument	Manufacturer /Brand	Model No.	Serial No.	Spec.	Calibration Date	Calibration Due Date
3m Semi Anechoic Chamber	TDK	SAC-3M	03CH25-HY	1GHz~18GHz 3m	09/Aug/2023	08/Aug/2024
Signal Analyzer	ROHDE&SCHWARZ	FSV40	101500	10Hz ~ 40 GHz	26/Oct/2023	25/Oct/2024
Double Ridged Guide Horn Antenna	SCHWARZBECK	BBHA 9120 D	02876	1GHz~18GHz	12/Jul/2023	11/Jul/2024
Broadband Horn Antenna	SCHWARZBECK	BBHA 9170	BBHA 9170154	18GHz ~ 40GHz	01/Jun/2023	31/May/2024
RF Cable	HUBER+SUHNER	SUOFLEX 104	CB007	1GHz~40GHz	24/Apr/2023	23/Apr/2024
Preampplier	SGH	PRAMP 118-H	20230515-3	1GHz ~ 18GHz	25/May/2023	24/May/2024
Microwave Prempplier	EMC INSTRUMENTS	EM18G40G	060604	18GHz ~ 40GHz	16/Mar/2023	15/Mar/2024
SENSE-EMI	Sporton	V5.11.6	N/A	N/A	N/A	N/A



## Conducted Emissions at Powerline\_Non-Beamforming\_Radio 1 Appendix A

---

### Summary

Mode	Result	Type	Freq (Hz)	Level (dBuV)	Limit (dBuV)	Margin (dB)	Condition
Mode 1	Pass	QP	150.6k	49.87	65.96	-16.09	Line

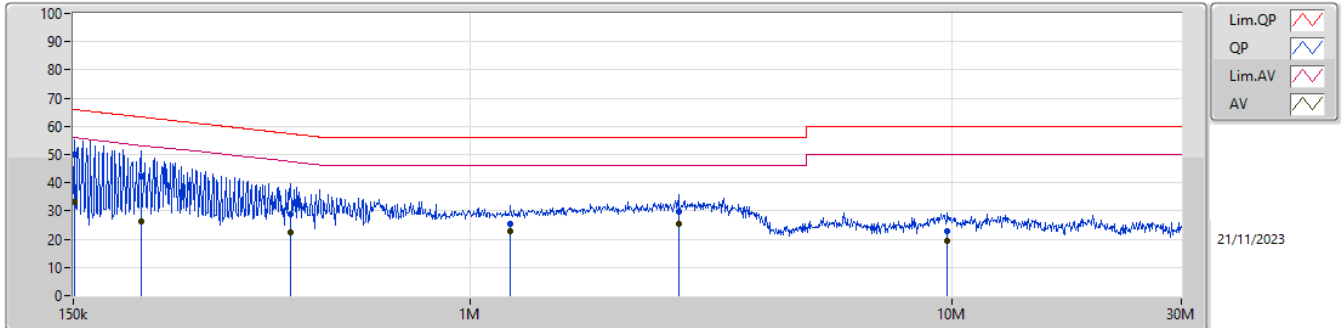


**Conducted Emissions at Powerline\_Non-Beamforming\_Radio 1 Appendix A**

**Result**

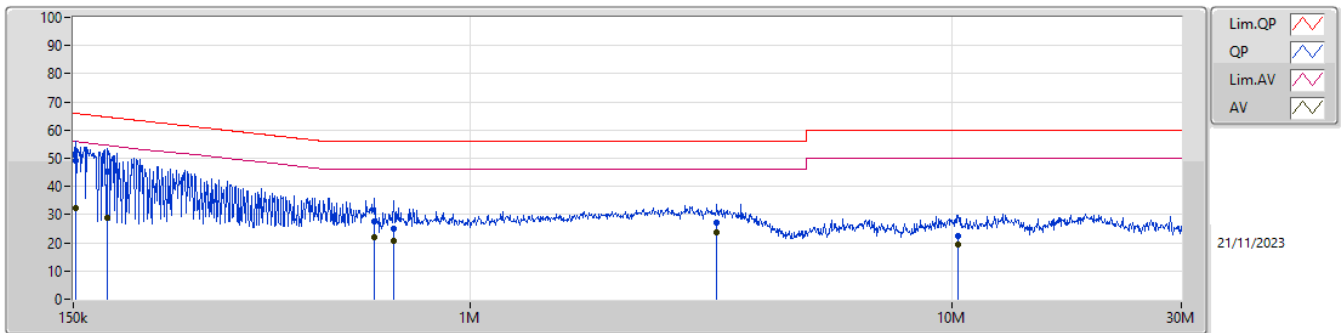
Mode	Result	Type	Freq (Hz)	Level (dBuV)	Limit (dBuV)	Margin (dB)	Condition
Mode 1	Pass	QP	150.6k	49.87	65.96	-16.09	Line
Mode 1	Pass	AV	150.6k	33.04	55.96	-22.92	Line
Mode 1	Pass	QP	207.263k	42.29	63.30	-21.01	Line
Mode 1	Pass	AV	207.263k	26.45	53.30	-26.85	Line
Mode 1	Pass	QP	423.503k	28.95	57.38	-28.43	Line
Mode 1	Pass	AV	423.503k	22.45	47.38	-24.93	Line
Mode 1	Pass	QP	1.215M	25.50	56.00	-30.50	Line
Mode 1	Pass	AV	1.215M	22.83	46.00	-23.17	Line
Mode 1	Pass	QP	2.71M	29.78	56.00	-26.22	Line
Mode 1	Pass	AV	2.71M	25.50	46.00	-20.50	Line
Mode 1	Pass	QP	9.801M	22.67	60.00	-37.33	Line
Mode 1	Pass	AV	9.801M	19.24	50.00	-30.76	Line
Mode 1	Pass	QP	151.807k	49.21	65.90	-16.69	Neutral
Mode 1	Pass	AV	151.807k	32.18	55.90	-23.72	Neutral
Mode 1	Pass	QP	175.97k	45.45	64.68	-19.23	Neutral
Mode 1	Pass	AV	175.97k	28.82	54.68	-25.86	Neutral
Mode 1	Pass	QP	633.814k	27.52	56.00	-28.48	Neutral
Mode 1	Pass	AV	633.814k	22.19	46.00	-23.81	Neutral
Mode 1	Pass	QP	694.763k	24.98	56.00	-31.02	Neutral
Mode 1	Pass	AV	694.763k	20.88	46.00	-25.12	Neutral
Mode 1	Pass	QP	3.257M	27.31	56.00	-28.69	Neutral
Mode 1	Pass	AV	3.257M	23.54	46.00	-22.46	Neutral
Mode 1	Pass	QP	10.323M	22.42	60.00	-37.58	Neutral
Mode 1	Pass	AV	10.323M	19.47	50.00	-30.53	Neutral

Conducted Emissions at Powerline\_Mode 1



Type	Freq (Hz)	Level (dBuV)	Limit (dBuV)	Margin (dB)	Factor (dB)	Condition	Comment	Raw (dBuV)	LISN (dB)	CL (dB)	AT (dB)
QP	150.6k	49.87	65.96	-16.09	19.36	Line	-	30.51	9.57	0.03	9.76
AV	150.6k	33.04	55.96	-22.92	19.36	Line	-	13.68	9.57	0.03	9.76
QP	207.263k	42.29	63.30	-21.01	19.27	Line	-	23.02	9.56	0.03	9.68
AV	207.263k	26.45	53.30	-26.85	19.27	Line	-	7.18	9.56	0.03	9.68
QP	423.503k	28.95	57.38	-28.43	19.37	Line	-	9.58	9.57	0.04	9.76
AV	423.503k	22.45	47.38	-24.93	19.37	Line	-	3.08	9.57	0.04	9.76
QP	1.215M	25.50	56.00	-30.50	19.43	Line	-	6.07	9.57	0.06	9.80
AV	1.215M	22.83	46.00	-23.17	19.43	Line	-	3.40	9.57	0.06	9.80
QP	2.71M	29.78	56.00	-26.22	19.49	Line	-	10.29	9.59	0.10	9.80
AV	2.71M	25.50	46.00	-20.50	19.49	Line	-	6.01	9.59	0.10	9.80
QP	9.801M	22.67	60.00	-37.33	19.68	Line	-	2.99	9.71	0.18	9.79
AV	9.801M	19.24	50.00	-30.76	19.68	Line	-	-0.44	9.71	0.18	9.79

Conducted Emissions at Powerline\_Mode 1



Type	Freq (Hz)	Level (dBuV)	Limit (dBuV)	Margin (dB)	Factor (dB)	Condition	Comment	Raw (dBuV)	LISN (dB)	CL (dB)	AT (dB)
QP	151.807k	49.21	65.90	-16.69	19.41	Neutral	-	29.80	9.62	0.03	9.76
AV	151.807k	32.18	55.90	-23.72	19.41	Neutral	-	12.77	9.62	0.03	9.76
QP	175.97k	45.45	64.68	-19.23	19.37	Neutral	-	26.08	9.62	0.03	9.72
AV	175.97k	28.82	54.68	-25.86	19.37	Neutral	-	9.45	9.62	0.03	9.72
QP	633.814k	27.52	56.00	-28.48	19.45	Neutral	-	8.07	9.62	0.05	9.78
AV	633.814k	22.19	46.00	-23.81	19.45	Neutral	-	2.74	9.62	0.05	9.78
QP	694.763k	24.98	56.00	-31.02	19.45	Neutral	-	5.53	9.62	0.05	9.78
AV	694.763k	20.88	46.00	-25.12	19.45	Neutral	-	1.43	9.62	0.05	9.78
QP	3.257M	27.31	56.00	-28.69	19.56	Neutral	-	7.75	9.65	0.12	9.79
AV	3.257M	23.54	46.00	-22.46	19.56	Neutral	-	3.98	9.65	0.12	9.79
QP	10.323M	22.42	60.00	-37.58	19.79	Neutral	-	2.63	9.82	0.18	9.79
AV	10.323M	19.47	50.00	-30.53	19.79	Neutral	-	-0.32	9.82	0.18	9.79



Summary

Mode	Max-N dB (Hz)	Max-OBW (Hz)	ITU-Code	Min-N dB (Hz)	Min-OBW (Hz)
2.4-2.4835GHz	-	-	-	-	-
802.11b_Nss1,(1Mbps)_4TX	14M	16.117M	16M1G1D	12.725M	16.012M
802.11g_Nss1,(6Mbps)_4TX	16.525M	16.844M	16M8D1D	16.4M	16.536M
802.11be EHT20_Nss1,(MCS0)_4TX	19.125M	19.04M	19M0D1D	19.05M	18.941M
802.11be EHT40_Nss1,(MCS0)_4TX	38.2M	37.931M	37M9D1D	38M	37.781M

Max-N dB = Maximum 6dB down bandwidth; Max-OBW = Maximum 99% occupied bandwidth;  
Min-N dB = Minimum 6dB down bandwidth; Min-OBW = Minimum 99% occupied bandwidth





Result

Mode	Result	Limit (Hz)	Port 1-N dB (Hz)	Port 1-OBW (Hz)	Port 2-N dB (Hz)	Port 2-OBW (Hz)	Port 3-N dB (Hz)	Port 3-OBW (Hz)	Port 4-N dB (Hz)	Port 4-OBW (Hz)
802.11b_Nss1,(1Mbps)_4TX	-	-	-	-	-	-	-	-	-	-
2412MHz	Pass	500k	14M	16.057M	12.875M	16.117M	12.825M	16.042M	12.95M	16.042M
2437MHz	Pass	500k	13.05M	16.057M	13.125M	16.012M	12.9M	16.072M	13.05M	16.027M
2462MHz	Pass	500k	13.075M	16.042M	12.975M	16.027M	12.875M	16.102M	12.725M	16.057M
802.11g_Nss1,(6Mbps)_4TX	-	-	-	-	-	-	-	-	-	-
2412MHz	Pass	500k	16.475M	16.668M	16.5M	16.69M	16.475M	16.844M	16.4M	16.69M
2437MHz	Pass	500k	16.45M	16.69M	16.475M	16.602M	16.525M	16.536M	16.425M	16.756M
2462MHz	Pass	500k	16.475M	16.668M	16.5M	16.822M	16.525M	16.646M	16.425M	16.756M
802.11be EHT20_Nss1,(MCS0)_4TX	-	-	-	-	-	-	-	-	-	-
2412MHz	Pass	500k	19.1M	18.991M	19.075M	19.04M	19.075M	18.991M	19.1M	18.991M
2437MHz	Pass	500k	19.1M	18.991M	19.05M	19.04M	19.1M	19.04M	19.05M	19.04M
2462MHz	Pass	500k	19.1M	18.941M	19.1M	18.991M	19.1M	19.04M	19.125M	18.966M
802.11be EHT40_Nss1,(MCS0)_4TX	-	-	-	-	-	-	-	-	-	-
2422MHz	Pass	500k	38.15M	37.831M	38.1M	37.831M	38.15M	37.881M	38M	37.931M
2437MHz	Pass	500k	38.1M	37.881M	38.1M	37.881M	38.2M	37.881M	38.15M	37.831M
2452MHz	Pass	500k	38.2M	37.931M	38.15M	37.881M	38.2M	37.781M	38M	37.881M

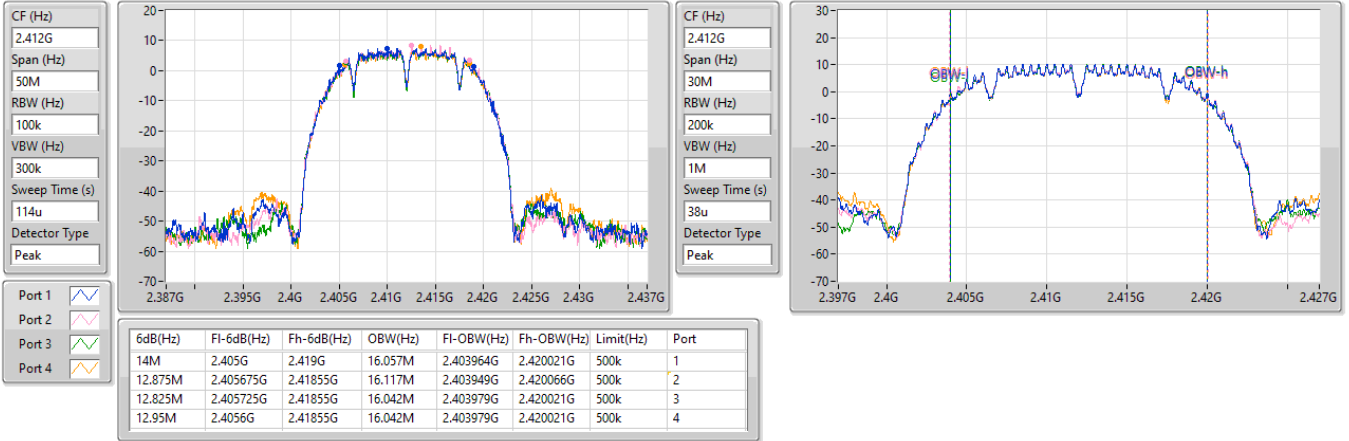
Port X-N dB = Port X 6dB down bandwidth;  
 Port X-OBW = Port X 99% occupied bandwidth

2.4-2.4835GHz\_802.11b\_Nss1,(1Mbps)\_4TX

EBW

2412MHz

10/11/2023

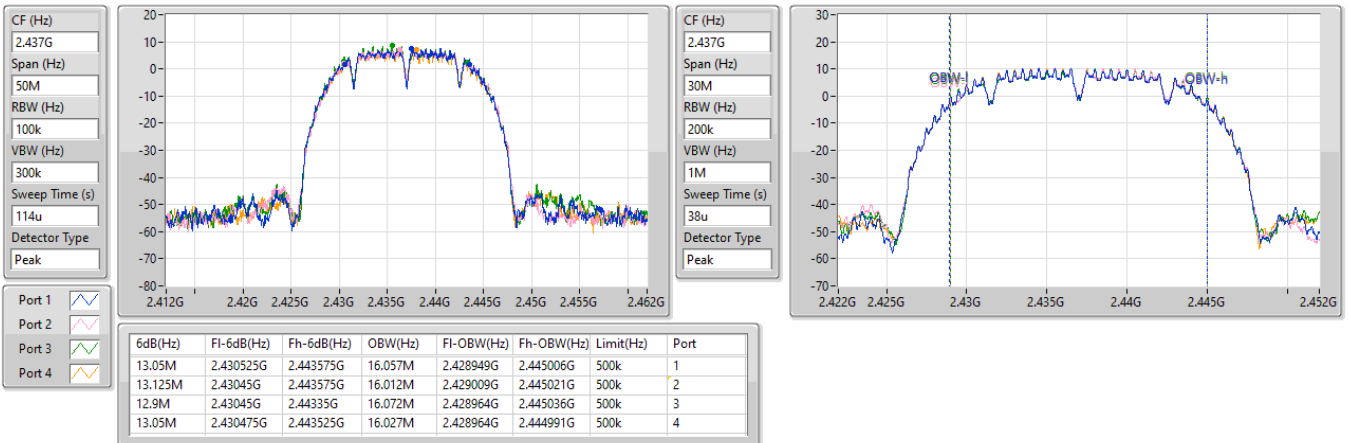


2.4-2.4835GHz\_802.11b\_Nss1,(1Mbps)\_4TX

EBW

2437MHz

10/11/2023

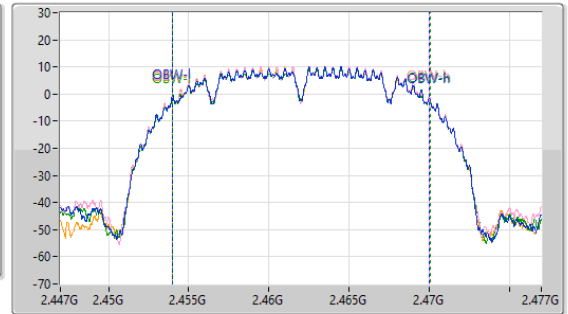
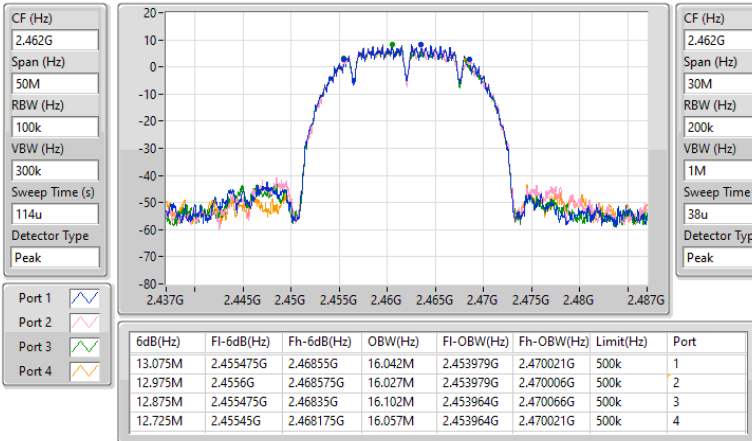


## 2.4-2.4835GHz\_802.11b\_Nss1,(1Mbps)\_4TX

EBW

2462MHz

10/11/2023

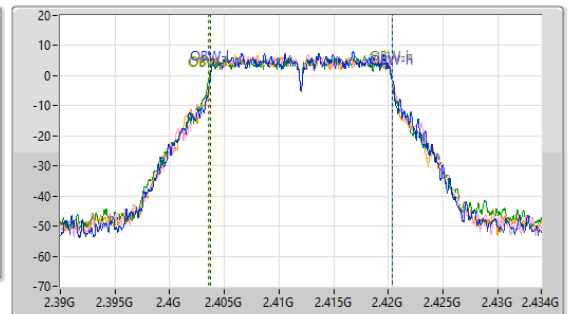
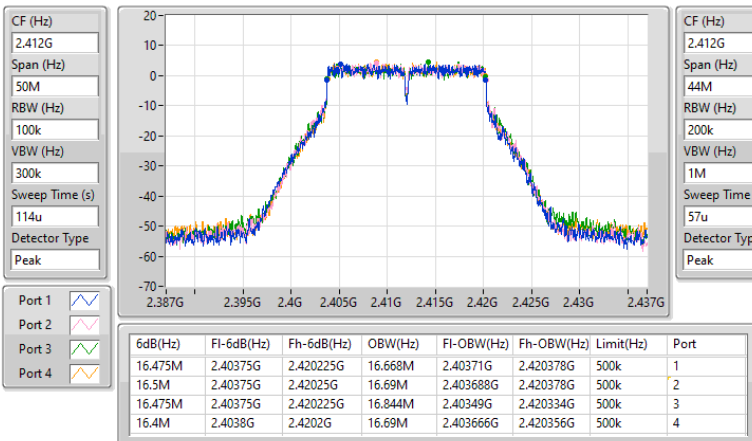


## 2.4-2.4835GHz\_802.11g\_Nss1,(6Mbps)\_4TX

EBW

2412MHz

10/11/2023



2.4-2.4835GHz\_802.11g\_Nss1,(6Mbps)\_4TX

EBW

2437MHz

10/11/2023

CF (Hz)  
2.437G

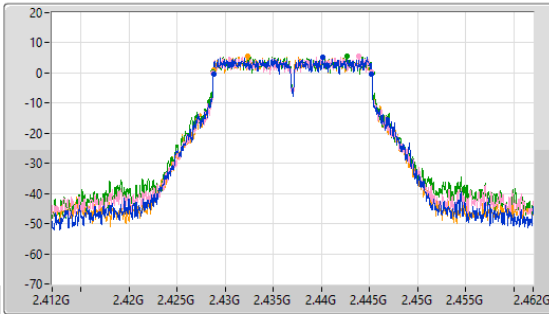
Span (Hz)  
50M

RBW (Hz)  
100k

VBW (Hz)  
300k

Sweep Time (s)  
114u

Detector Type  
Peak



CF (Hz)  
2.437G

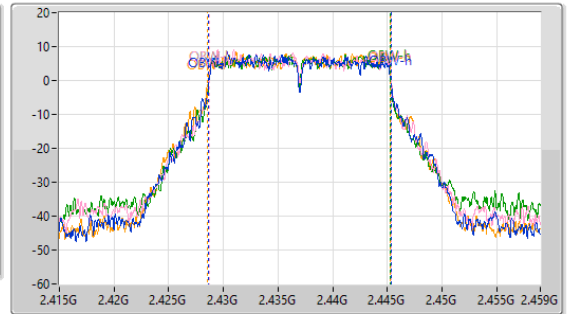
Span (Hz)  
44M

RBW (Hz)  
200k

VBW (Hz)  
1M

Sweep Time (s)  
57u

Detector Type  
Peak



Port 1

Port 2

Port 3

Port 4

6dB(Hz)	Fl-6dB(Hz)	Fh-6dB(Hz)	OBW(Hz)	Fl-OBW(Hz)	Fh-OBW(Hz)	Limit(Hz)	Port
16.45M	2.428775G	2.445225G	16.69M	2.428666G	2.445356G	500k	1
16.475M	2.42875G	2.445225G	16.602M	2.428732G	2.445334G	500k	2
16.525M	2.428725G	2.44525G	16.536M	2.428732G	2.445268G	500k	3
16.425M	2.4288G	2.445225G	16.756M	2.428556G	2.445312G	500k	4

2.4-2.4835GHz\_802.11g\_Nss1,(6Mbps)\_4TX

EBW

2462MHz

10/11/2023

CF (Hz)  
2.462G

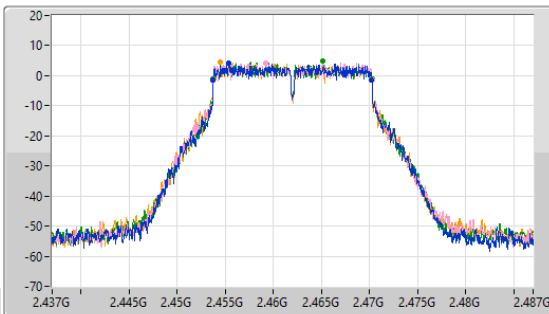
Span (Hz)  
50M

RBW (Hz)  
100k

VBW (Hz)  
300k

Sweep Time (s)  
114u

Detector Type  
Peak



CF (Hz)  
2.462G

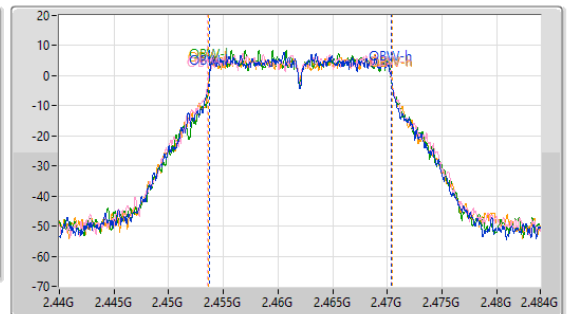
Span (Hz)  
44M

RBW (Hz)  
200k

VBW (Hz)  
1M

Sweep Time (s)  
57u

Detector Type  
Peak



Port 1

Port 2

Port 3

Port 4

6dB(Hz)	Fl-6dB(Hz)	Fh-6dB(Hz)	OBW(Hz)	Fl-OBW(Hz)	Fh-OBW(Hz)	Limit(Hz)	Port
16.475M	2.45375G	2.470225G	16.668M	2.453688G	2.470356G	500k	1
16.5M	2.45375G	2.47025G	16.822M	2.45378G	2.4704G	500k	2
16.525M	2.453725G	2.47025G	16.646M	2.453754G	2.4704G	500k	3
16.425M	2.453775G	2.4702G	16.756M	2.453666G	2.470422G	500k	4

2.4-2.4835GHz\_802.11be EHT20\_Nss1,(MCS0)\_4TX

EBW

2412MHz

10/11/2023

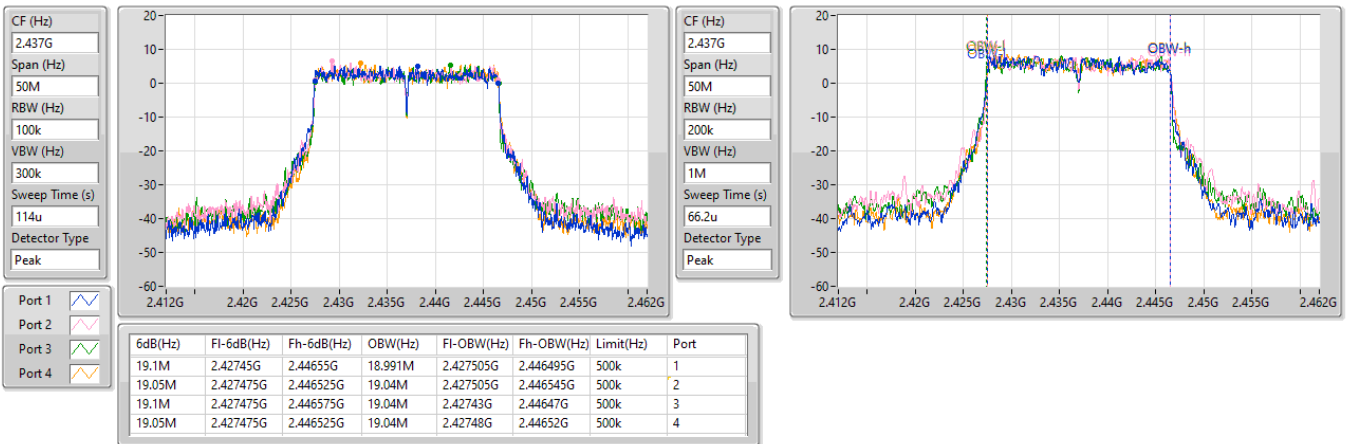


2.4-2.4835GHz\_802.11be EHT20\_Nss1,(MCS0)\_4TX

EBW

2437MHz

10/11/2023

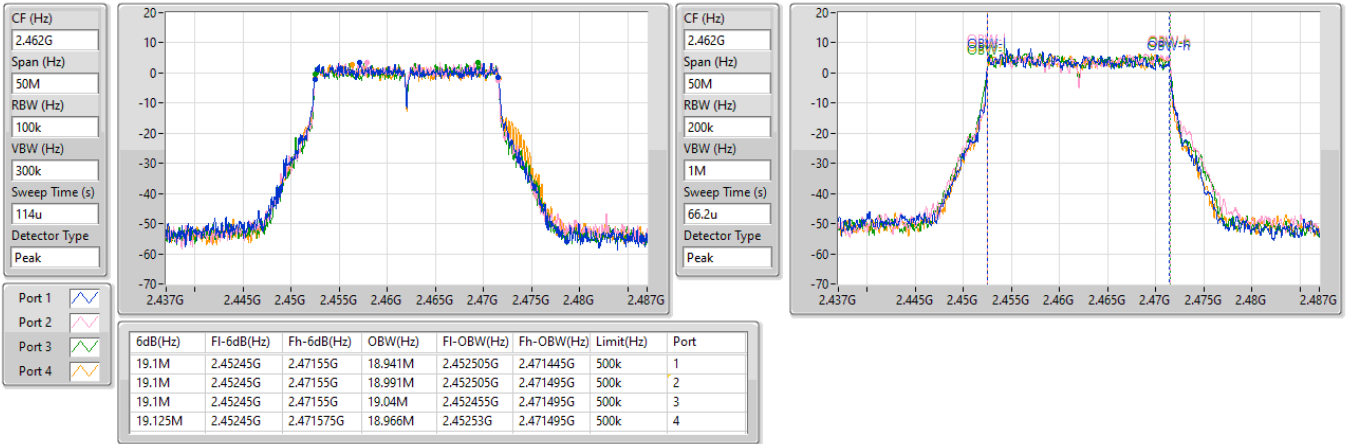


2.4-2.4835GHz\_802.11be EHT20\_Nss1,(MCS0)\_4TX

EBW

2462MHz

10/11/2023

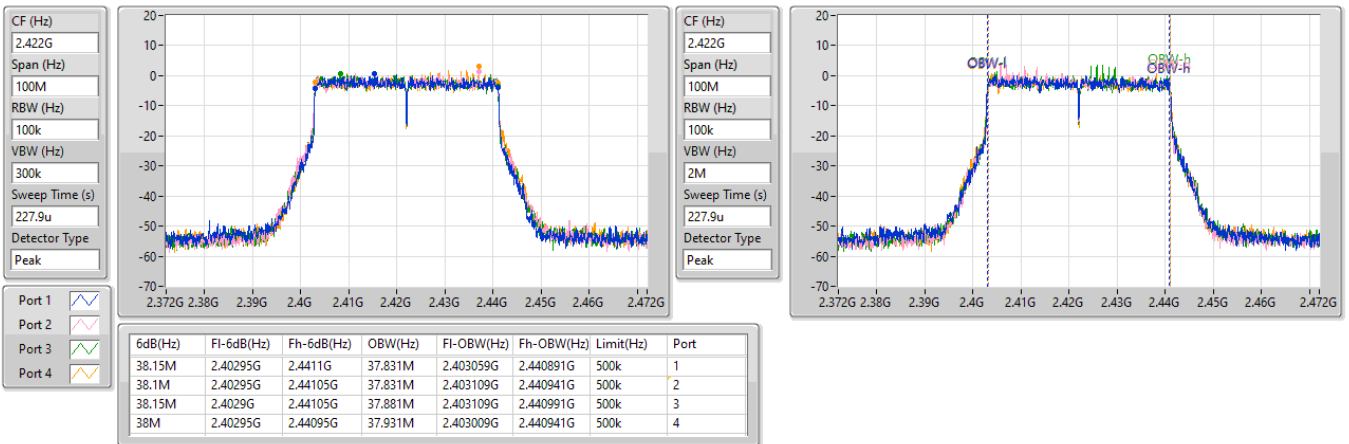


2.4-2.4835GHz\_802.11be EHT40\_Nss1,(MCS0)\_4TX

EBW

2422MHz

10/11/2023

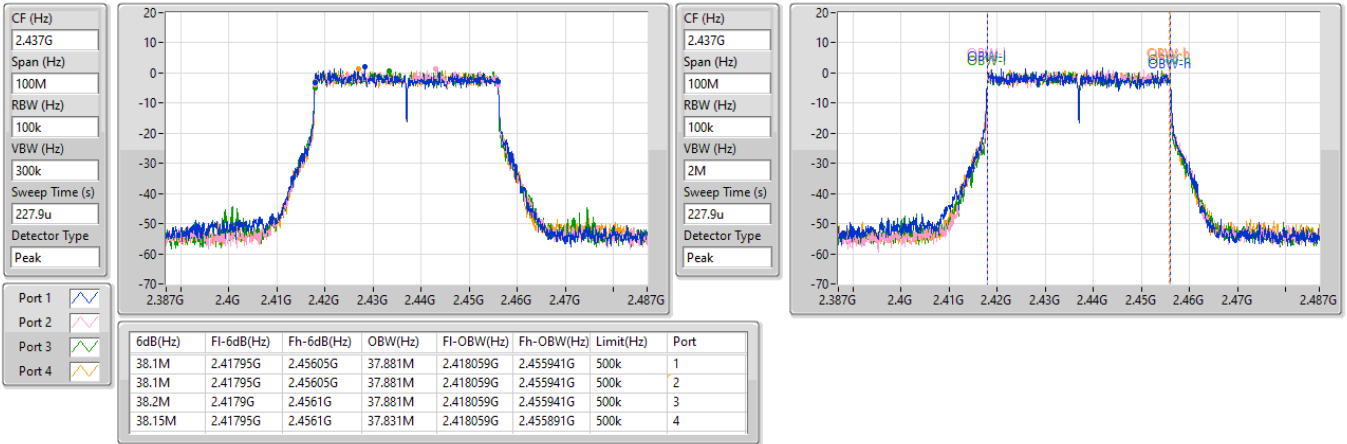


2.4-2.4835GHz\_802.11be EHT40\_Nss1,(MCS0)\_4TX

EBW

2437MHz

10/11/2023

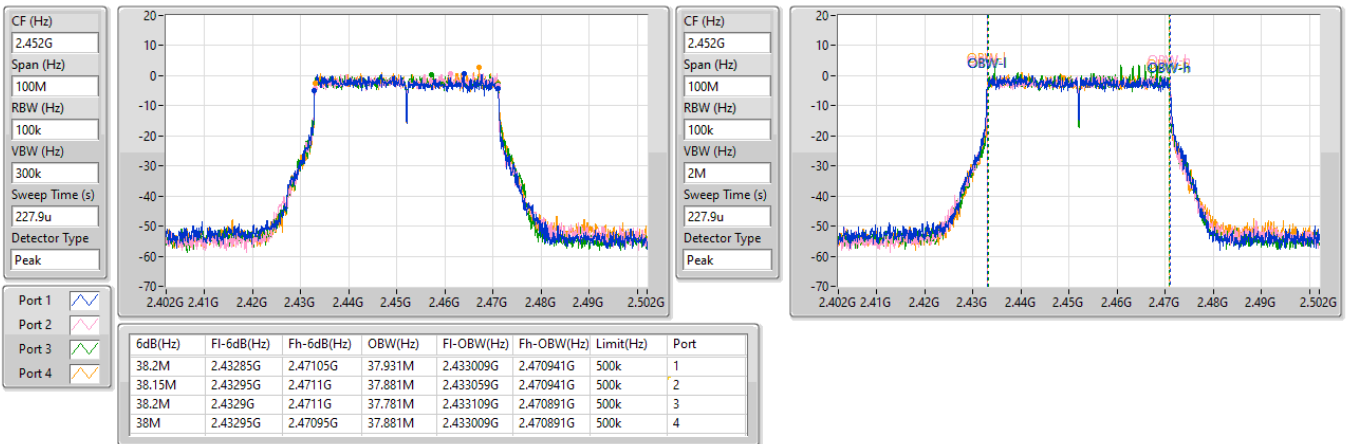


2.4-2.4835GHz\_802.11be EHT40\_Nss1,(MCS0)\_4TX

EBW

2452MHz

10/11/2023





**Summary**

Mode	Total Power (dBm)	Total Power (W)
2.4-2.4835GHz	-	-
802.11b_Nss1,(1Mbps)_4TX	26.71	0.46881
802.11g_Nss1,(6Mbps)_4TX	26.06	0.40365
802.11be EHT20_Nss1,(MCS0)_4TX	26.25	0.42170
802.11be EHT40_Nss1,(MCS0)_4TX	24.55	0.28510





Result

Mode	Result	DG (dBi)	Port 1 (dBm)	Port 2 (dBm)	Port 3 (dBm)	Port 4 (dBm)	Total Power (dBm)	Power Limit (dBm)
802.11b_Nss1,(1Mbps)_4TX	-	-	-	-	-	-	-	-
2412MHz	Pass	2.82	20.46	20.81	20.52	20.44	26.58	30.00
2437MHz	Pass	2.82	20.52	20.82	20.73	20.67	26.71	30.00
2462MHz	Pass	2.82	20.49	20.63	20.55	20.44	26.55	30.00
802.11g_Nss1,(6Mbps)_4TX	-	-	-	-	-	-	-	-
2412MHz	Pass	2.82	18.96	19.09	18.96	18.74	24.96	30.00
2417MHz	Pass	2.82	18.87	19.07	19.00	19.05	25.02	30.00
2437MHz	Pass	2.82	19.94	20.08	19.98	20.15	26.06	30.00
2457MHz	Pass	2.82	18.69	19.07	18.79	18.70	24.84	30.00
2462MHz	Pass	2.82	18.77	19.01	18.73	18.81	24.85	30.00
802.11be EHT20_Nss1,(MCS0)_4TX	-	-	-	-	-	-	-	-
2412MHz	Pass	2.82	18.68	18.69	18.47	18.40	24.58	30.00
2417MHz	Pass	2.82	18.54	18.58	18.48	18.55	24.56	30.00
2437MHz	Pass	2.82	20.11	20.38	20.16	20.26	26.25	30.00
2457MHz	Pass	2.82	18.83	19.19	18.92	19.10	25.03	30.00
2462MHz	Pass	2.82	18.53	18.61	18.45	18.49	24.54	30.00
802.11be EHT40_Nss1,(MCS0)_4TX	-	-	-	-	-	-	-	-
2422MHz	Pass	2.82	17.88	18.04	18.02	17.81	23.96	30.00
2427MHz	Pass	2.82	17.96	17.97	17.87	18.04	23.98	30.00
2437MHz	Pass	2.82	18.49	18.64	18.46	18.52	24.55	30.00
2452MHz	Pass	2.82	18.21	18.60	18.33	18.36	24.40	30.00

DG = Directional Gain; Port X = Port X output power



**Summary**

Mode	Total Power (dBm)	Total Power (W)
2.4-2.4835GHz	-	-
802.11be EHT20-BF_Nss1,(MCS0)_4TX	26.23	0.41976
802.11be EHT40-BF_Nss1,(MCS0)_4TX	24.51	0.28249



Result

Mode	Result	DG (dBi)	Port 1 (dBm)	Port 2 (dBm)	Port 3 (dBm)	Port 4 (dBm)	Total Power (dBm)	Power Limit (dBm)
802.11be EHT20-BF_Nss1,(MCS0)_4TX	-	-	-	-	-	-	-	-
2412MHz	Pass	6.46	18.67	18.68	18.46	18.39	24.57	29.54
2417MHz	Pass	6.46	18.52	18.56	18.46	18.53	24.54	29.54
2437MHz	Pass	6.46	20.09	20.36	20.14	20.24	26.23	29.54
2457MHz	Pass	6.46	18.81	19.17	18.90	19.08	25.01	29.54
2462MHz	Pass	6.46	18.50	18.58	18.42	18.46	24.51	29.54
802.11be EHT40-BF_Nss1,(MCS0)_4TX	-	-	-	-	-	-	-	-
2422MHz	Pass	6.46	17.86	18.02	18.00	17.79	23.94	29.54
2427MHz	Pass	6.46	17.92	17.93	17.83	18.00	23.94	29.54
2437MHz	Pass	6.46	18.45	18.60	18.42	18.48	24.51	29.54
2452MHz	Pass	6.46	18.17	18.56	18.29	18.32	24.36	29.54

DG = Directional Gain; Port X = Port X output power



Summary

Mode	PD (dBm/RBW)
2.4-2.4835GHz	-
802.11b_Nss1,(1Mbps)_4TX	-0.16
802.11g_Nss1,(6Mbps)_4TX	-2.44
802.11be EHT20_Nss1,(MCS0)_4TX	-0.80
802.11be EHT40_Nss1,(MCS0)_4TX	-5.43

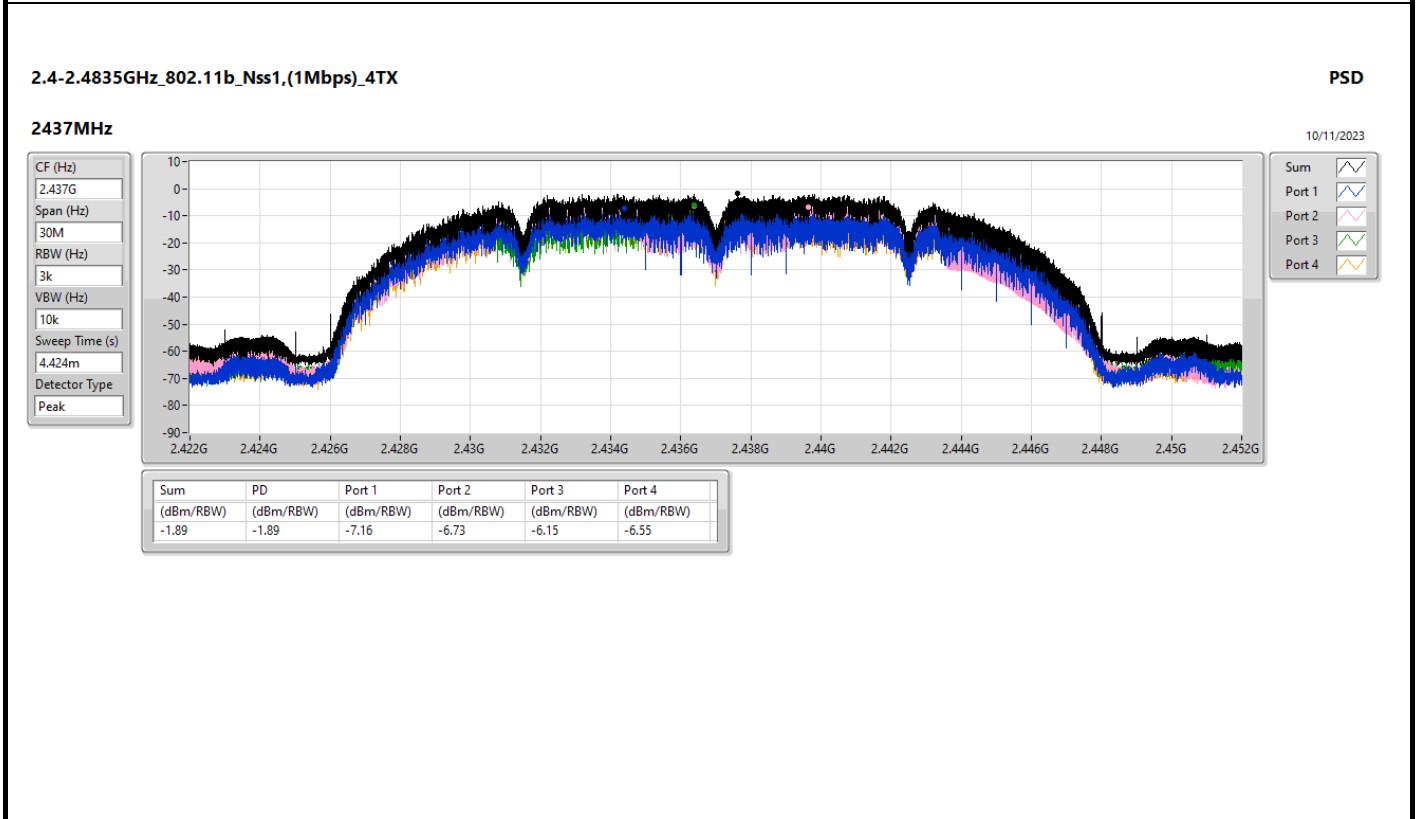
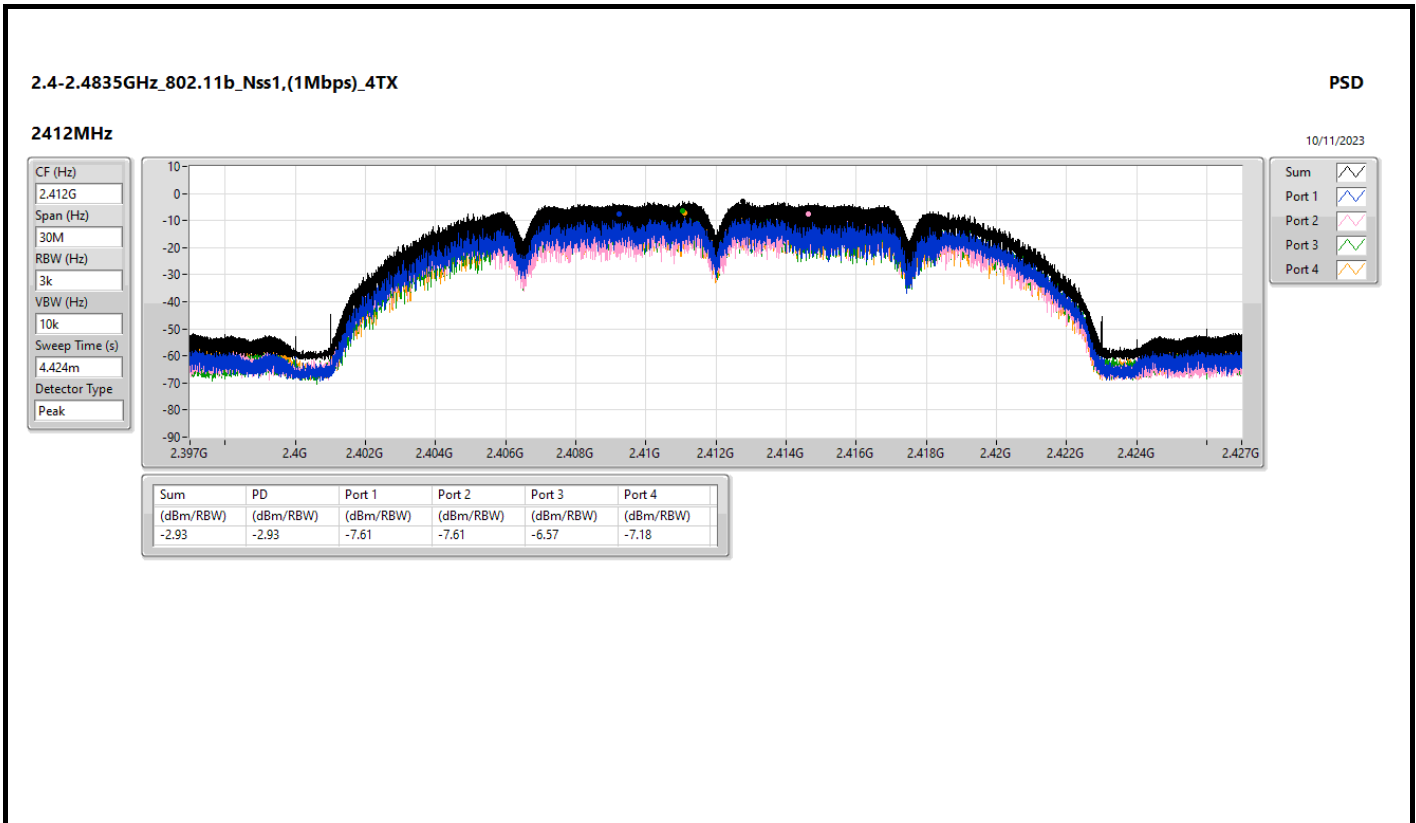
RBW = 3kHz;

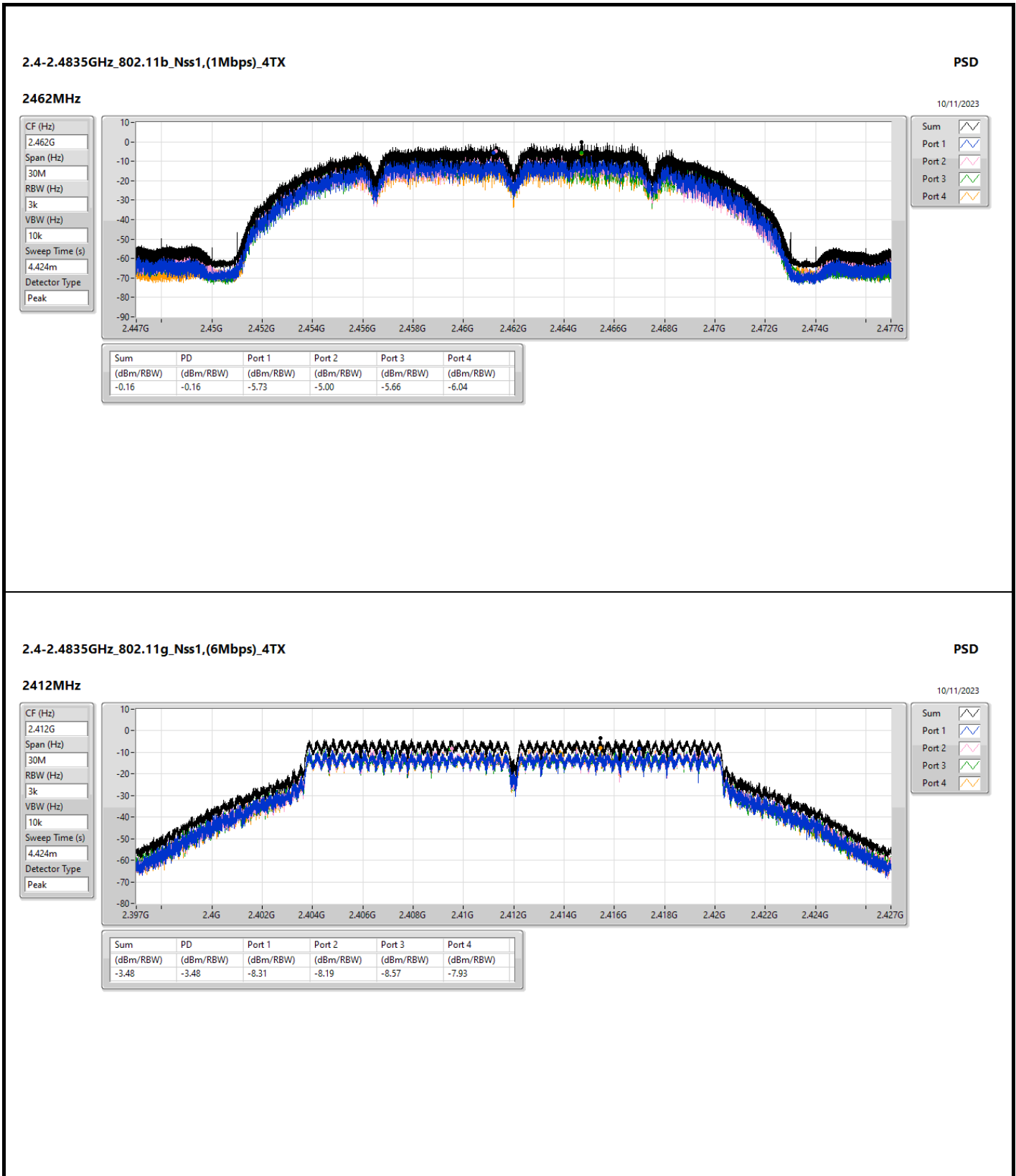


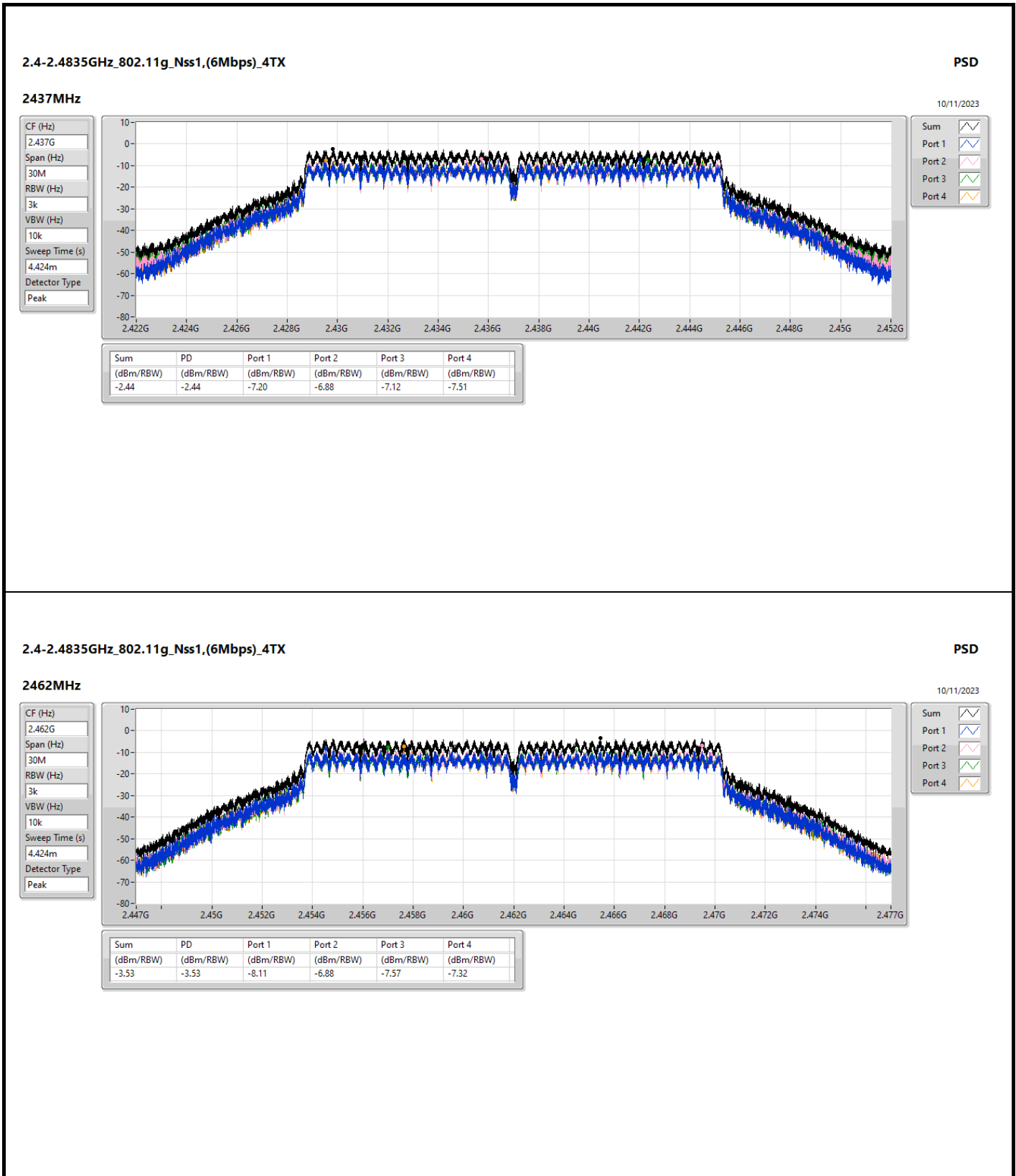
Result

Mode	Result	DG (dBi)	Port 1 (dBm/RBW)	Port 2 (dBm/RBW)	Port 3 (dBm/RBW)	Port 4 (dBm/RBW)	PD (dBm/RBW)	PD Limit (dBm/RBW)
802.11b_Nss1,(1Mbps)_4TX	-	-	-	-	-	-	-	-
2412MHz	Pass	6.46	-7.61	-7.61	-6.57	-7.18	-2.93	7.54
2437MHz	Pass	6.46	-7.16	-6.73	-6.15	-6.55	-1.89	7.54
2462MHz	Pass	6.46	-5.73	-5.00	-5.66	-6.04	-0.16	7.54
802.11g_Nss1,(6Mbps)_4TX	-	-	-	-	-	-	-	-
2412MHz	Pass	6.46	-8.31	-8.19	-8.57	-7.93	-3.48	7.54
2437MHz	Pass	6.46	-7.20	-6.88	-7.12	-7.51	-2.44	7.54
2462MHz	Pass	6.46	-8.11	-6.88	-7.57	-7.32	-3.53	7.54
802.11be EHT20_Nss1,(MCS0)_4TX	-	-	-	-	-	-	-	-
2412MHz	Pass	6.46	-6.81	-6.52	-6.85	-8.20	-2.78	7.54
2437MHz	Pass	6.46	-5.80	-4.19	-5.06	-4.94	-0.80	7.54
2462MHz	Pass	6.46	-7.34	-6.10	-7.11	-6.65	-2.72	7.54
802.11be EHT40_Nss1,(MCS0)_4TX	-	-	-	-	-	-	-	-
2422MHz	Pass	6.46	-9.97	-10.47	-9.88	-10.65	-5.76	7.54
2437MHz	Pass	6.46	-8.91	-8.86	-9.52	-9.59	-5.43	7.54
2452MHz	Pass	6.46	-10.25	-9.64	-10.15	-10.10	-5.64	7.54

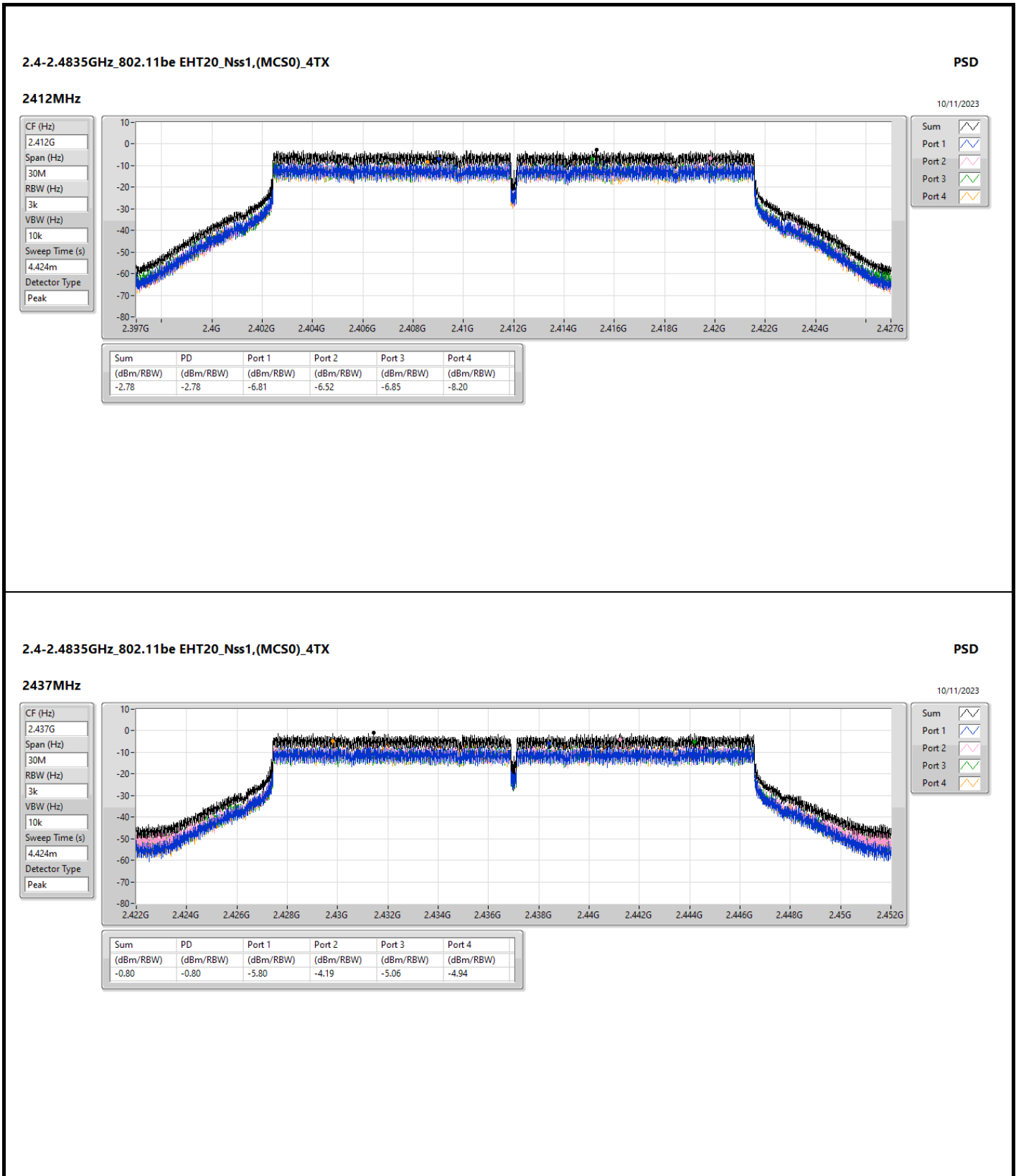
DG = Directional Gain; RBW = 3kHz;  
 PD = trace bin-by-bin of each transmits port summing can be performed maximum power density; Port X = Port X Power Density;

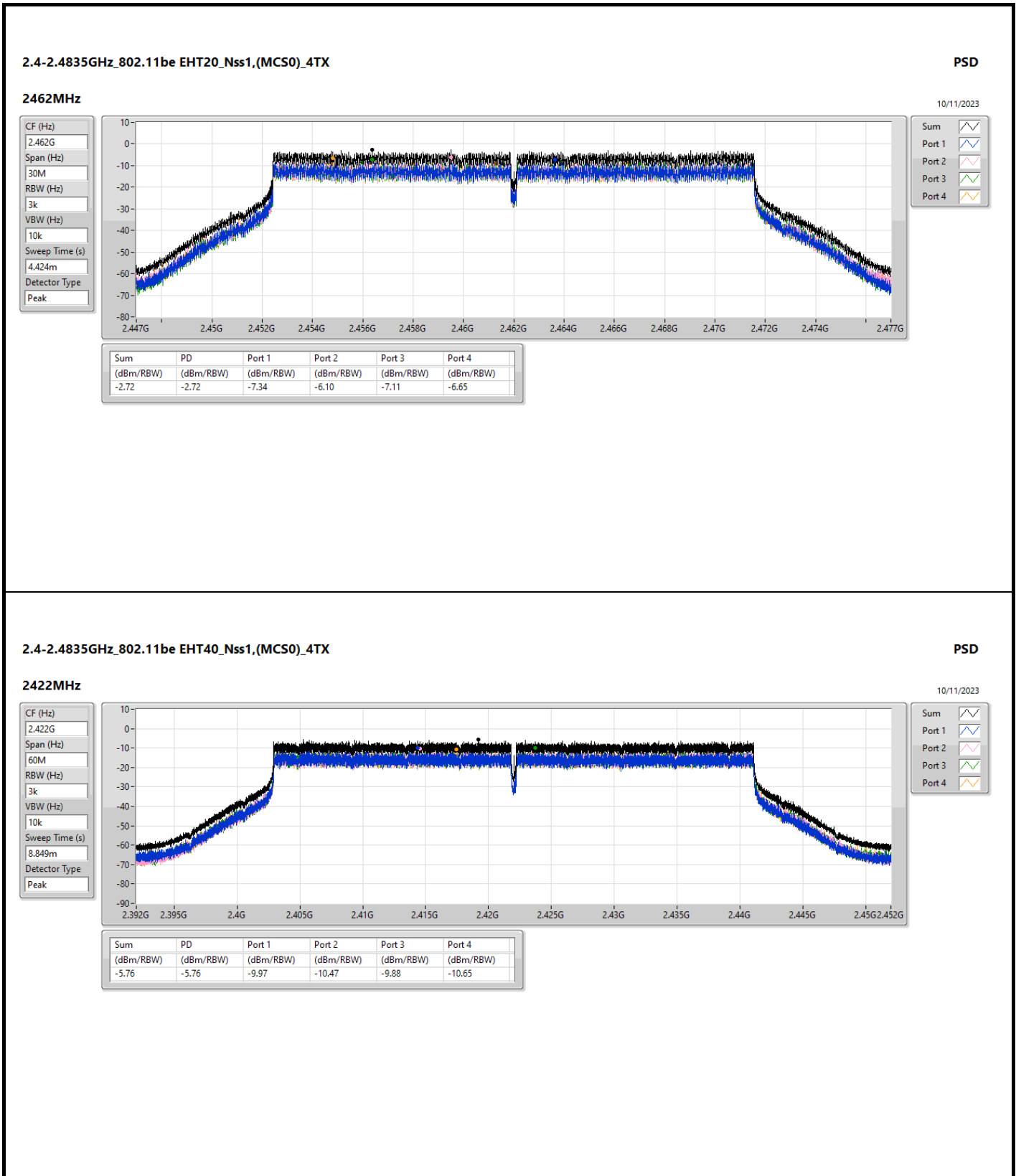


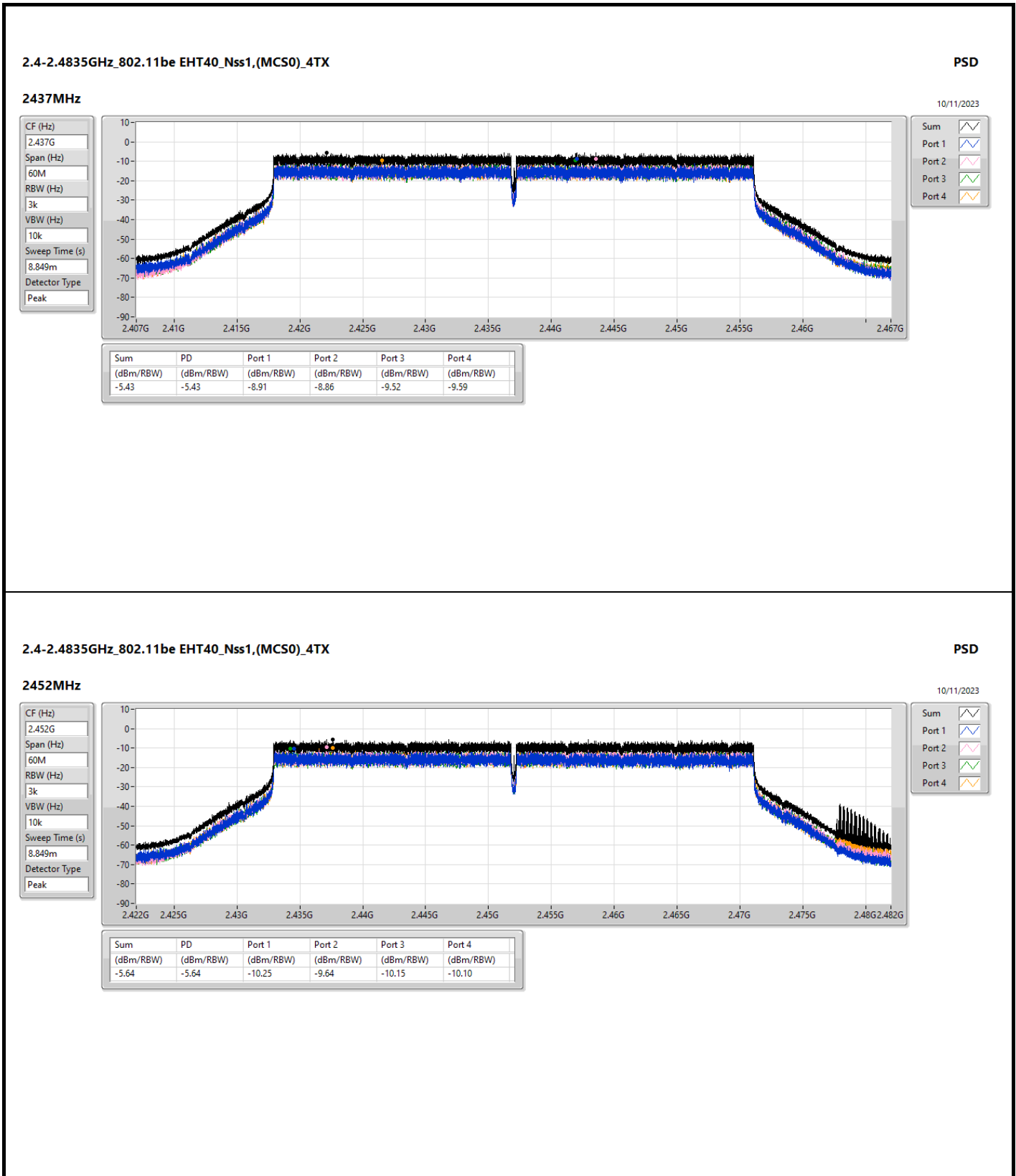














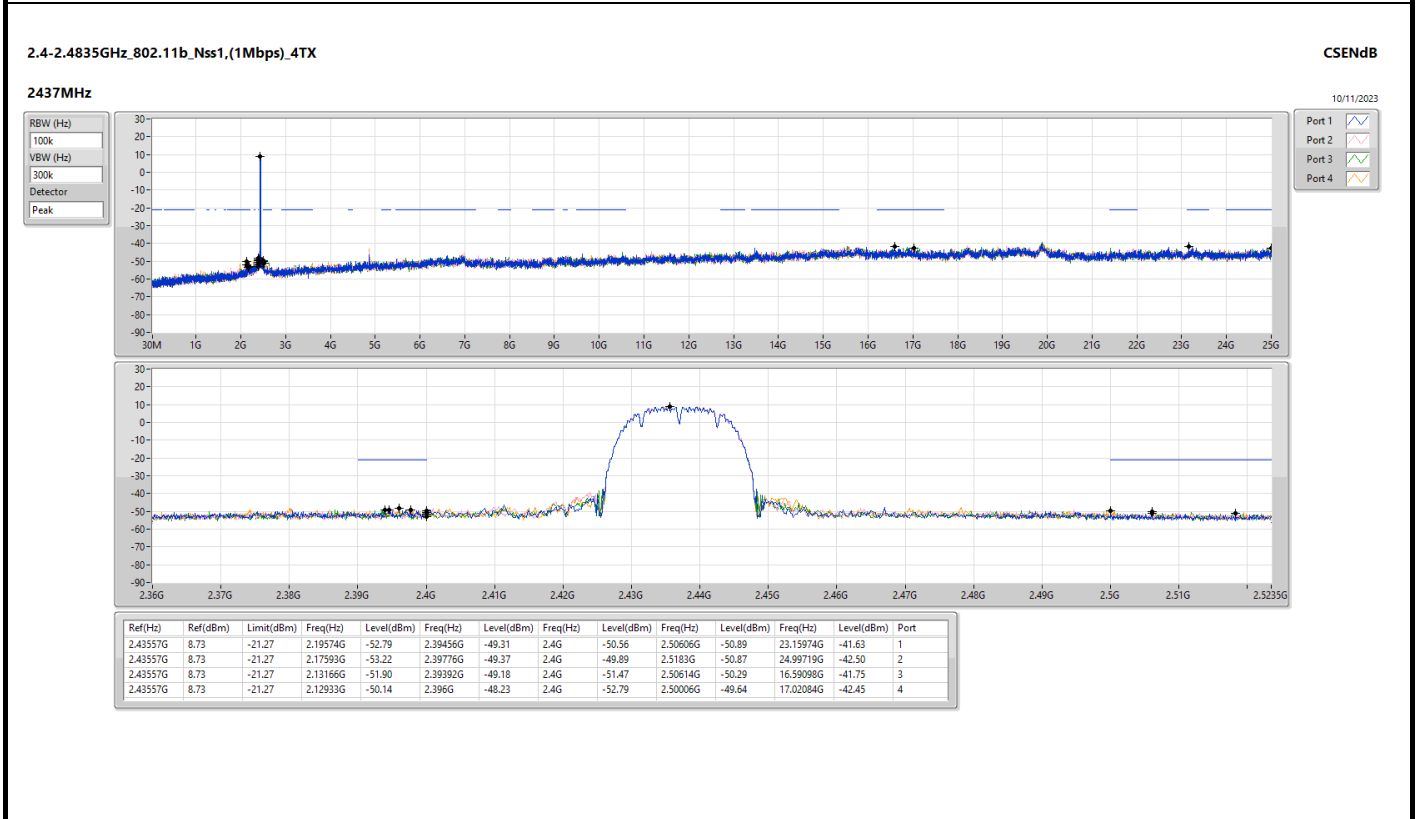
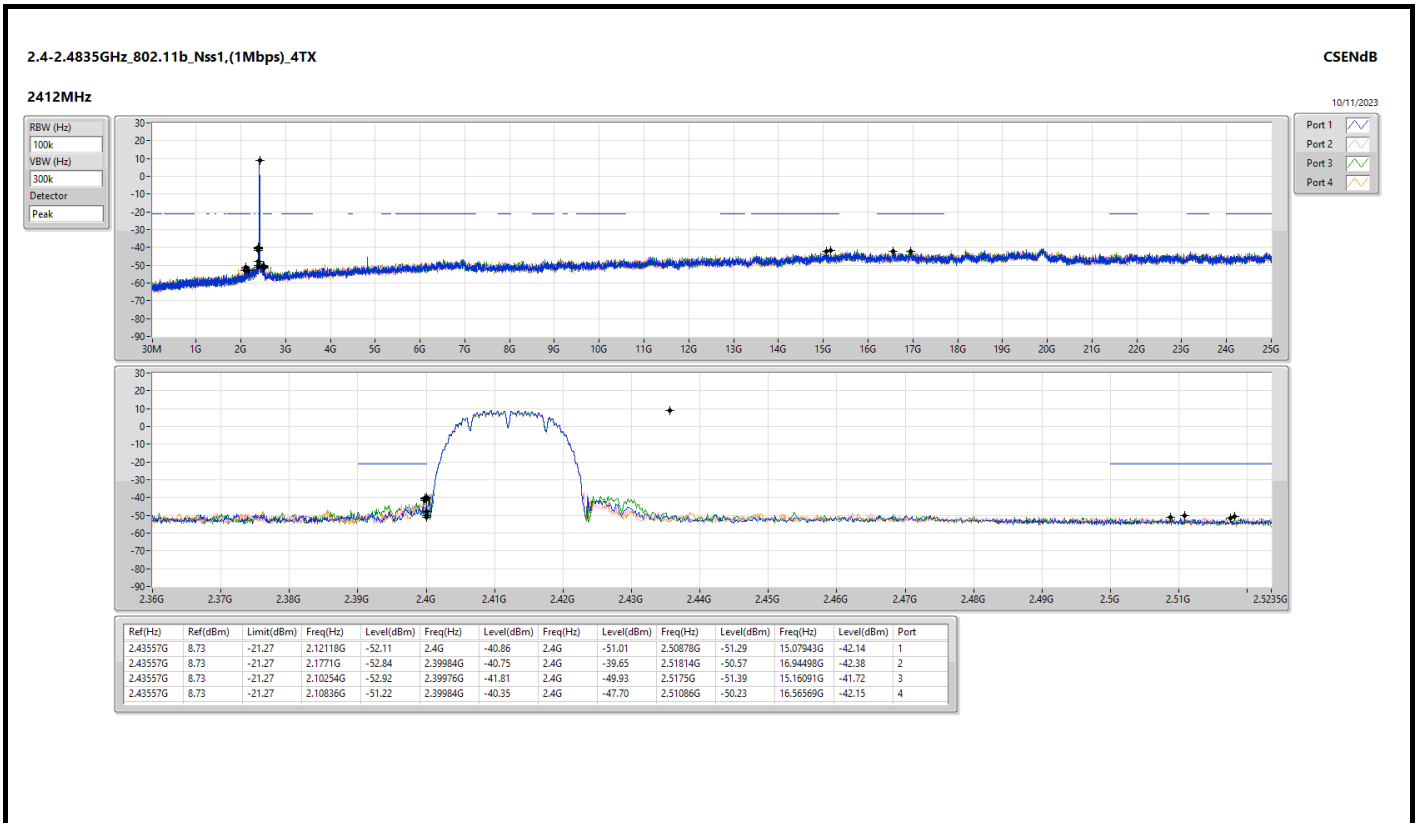
Summary

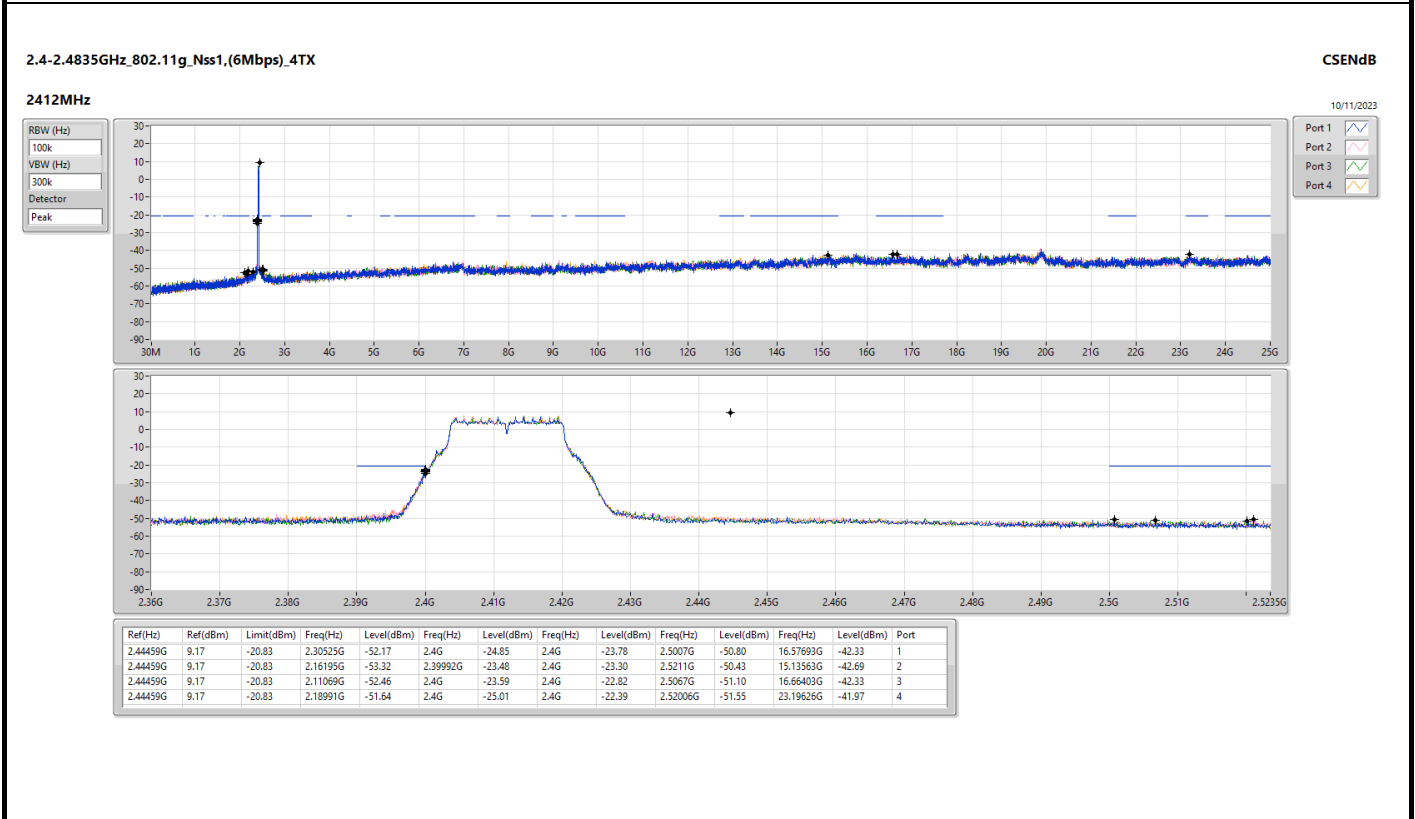
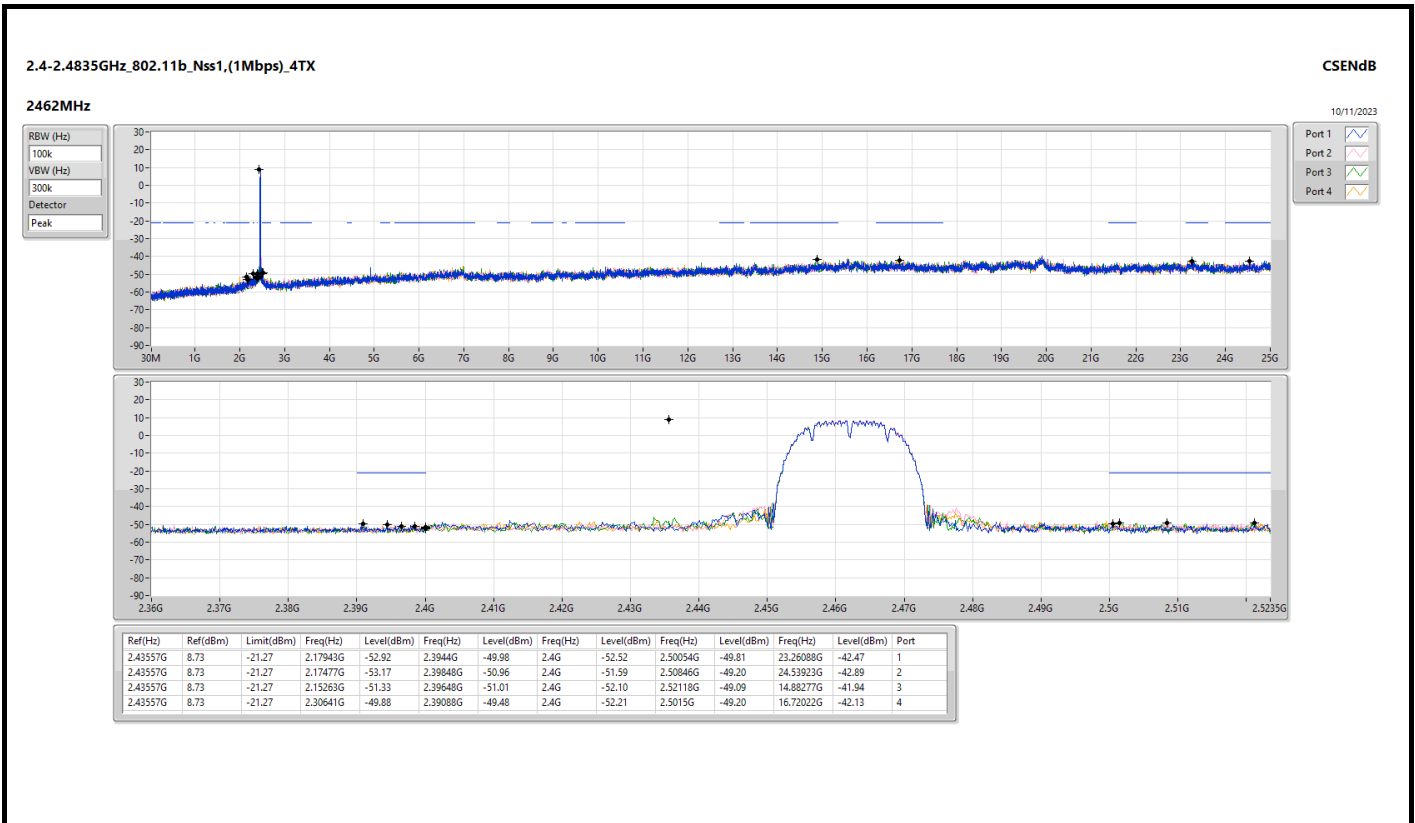
Mode	Result	Ref (Hz)	Ref (dBm)	Limit (dBm)	Freq (Hz)	Level (dBm)	Freq (Hz)	Level (dBm)	Freq (Hz)	Level (dBm)	Freq (Hz)	Level (dBm)	Freq (Hz)	Level (dBm)	Port
2.4-2.4835GHz	-	-	-	-	-	-	-	-	-	-	-	-	-	-	-
802.11b_Nss1,(1Mbps)_4TX	Pass	2.43557G	8.73	-21.27	2.1771G	-52.84	2.39984G	-40.75	2.4G	-39.65	2.51814G	-50.57	16.94498G	-42.38	2
802.11g_Nss1,(6Mbps)_4TX	Pass	2.44459G	9.17	-20.83	2.18991G	-51.64	2.4G	-25.01	2.4G	-22.39	2.52006G	-51.55	23.19626G	-41.97	4
802.11be EHT20_Nss1,(MCS0)_4TX	Pass	2.43206G	8.92	-21.08	2.11302G	-50.96	2.39984G	-22.91	2.4G	-22.94	2.5015G	-50.95	16.5376G	-41.42	4
802.11be EHT40_Nss1,(MCS0)_4TX	Pass	2.42071G	4.55	-25.45	2.30855G	-50.75	2.39984G	-26.33	2.4G	-26.12	2.51038G	-50.69	16.7041G	-41.97	1

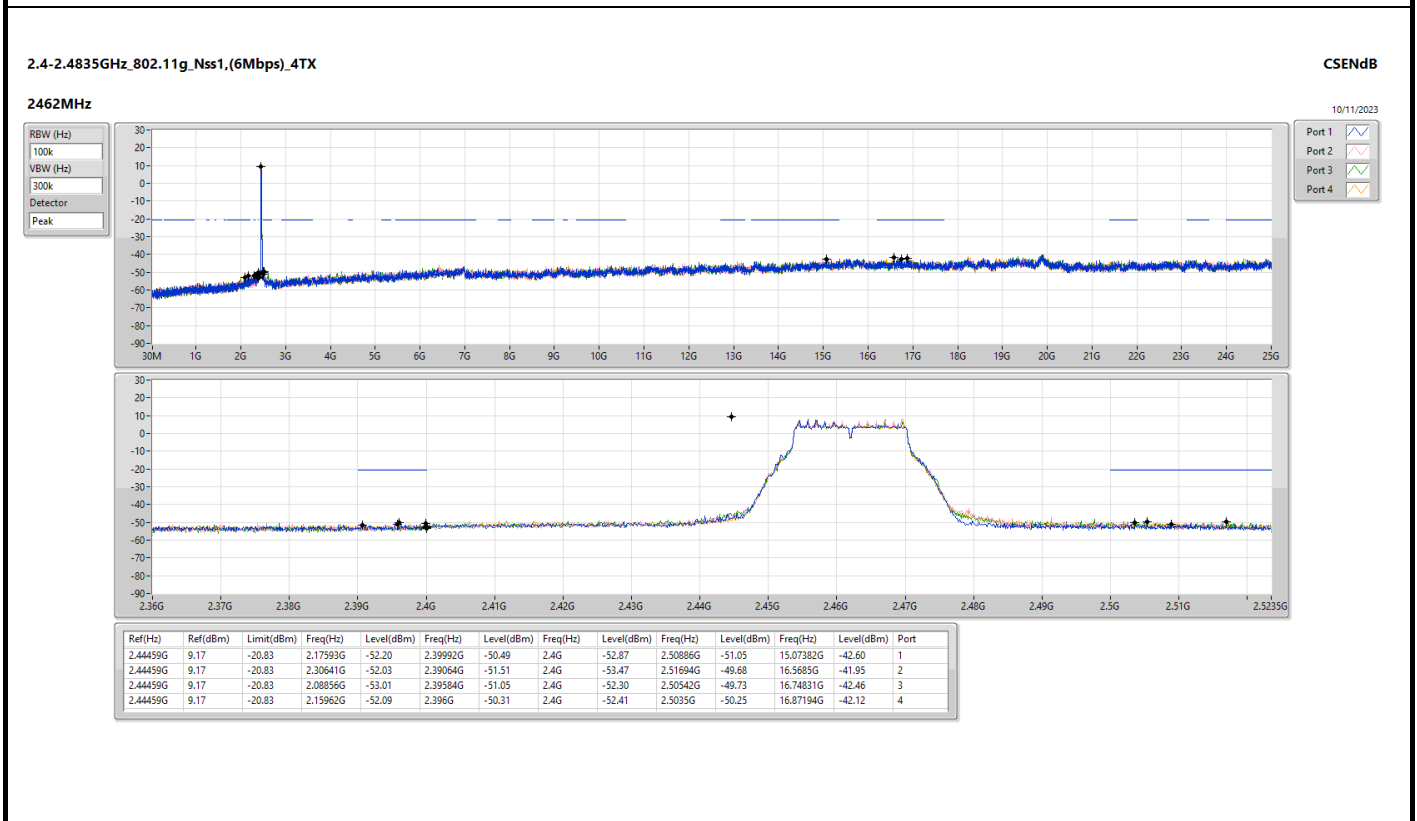
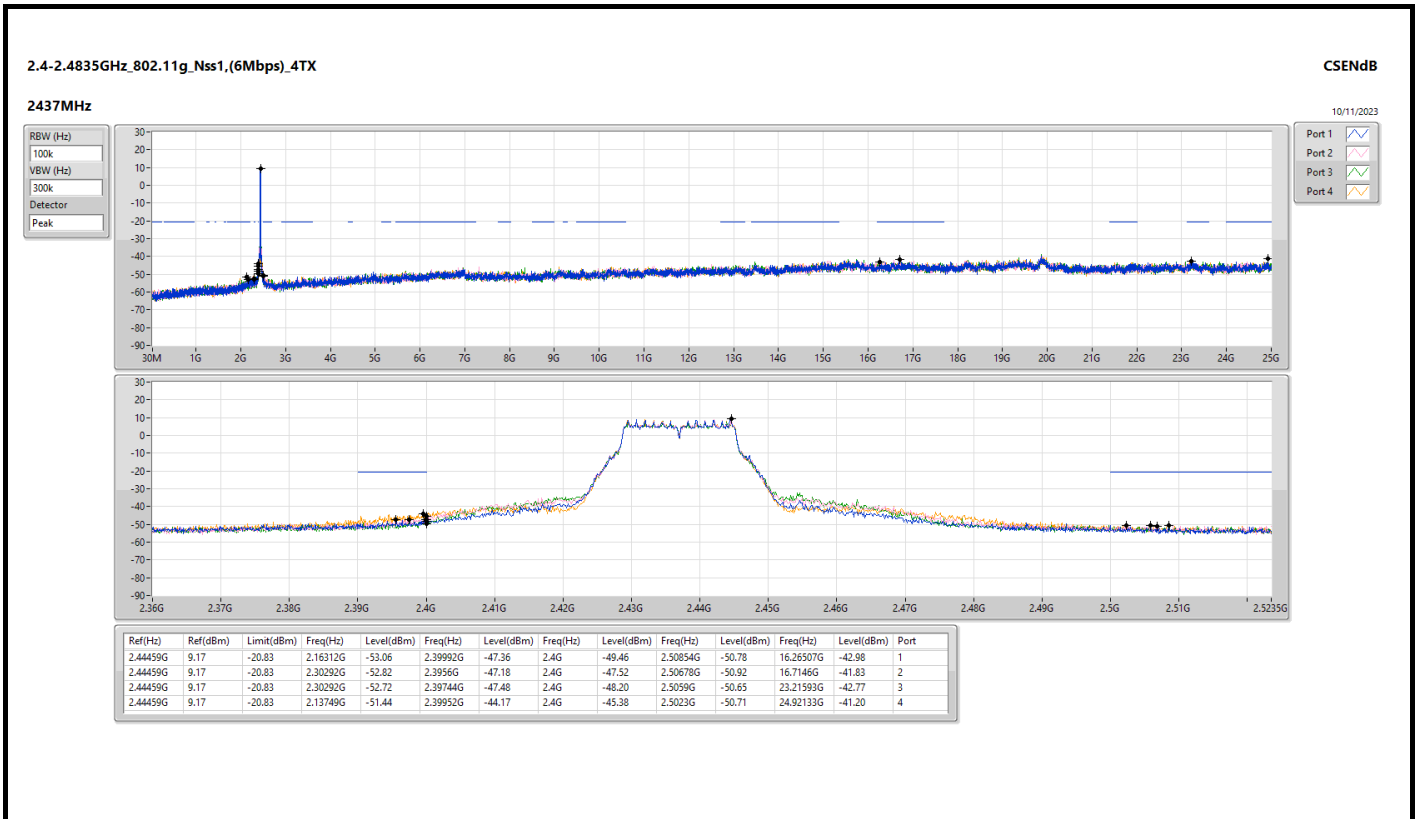


Result

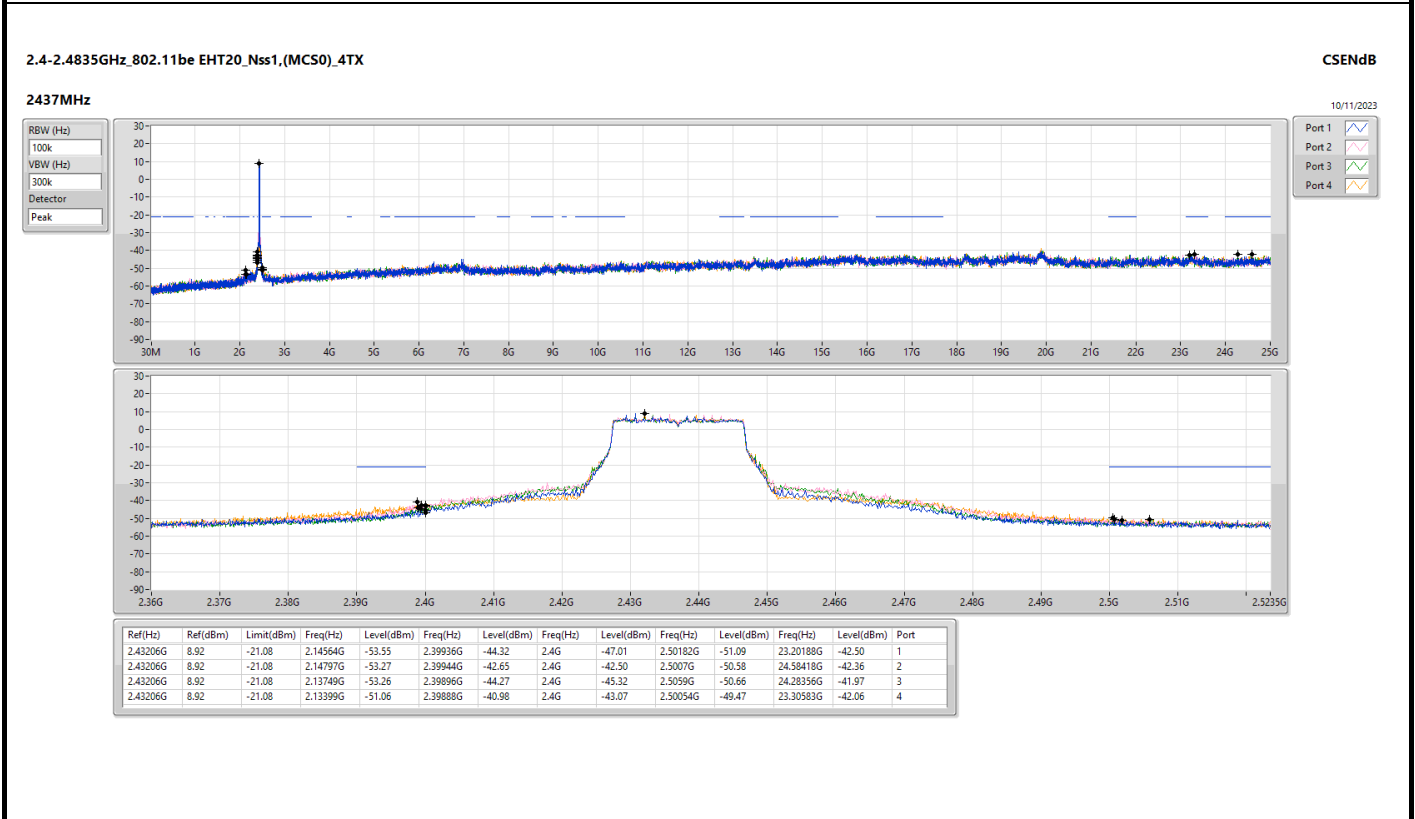
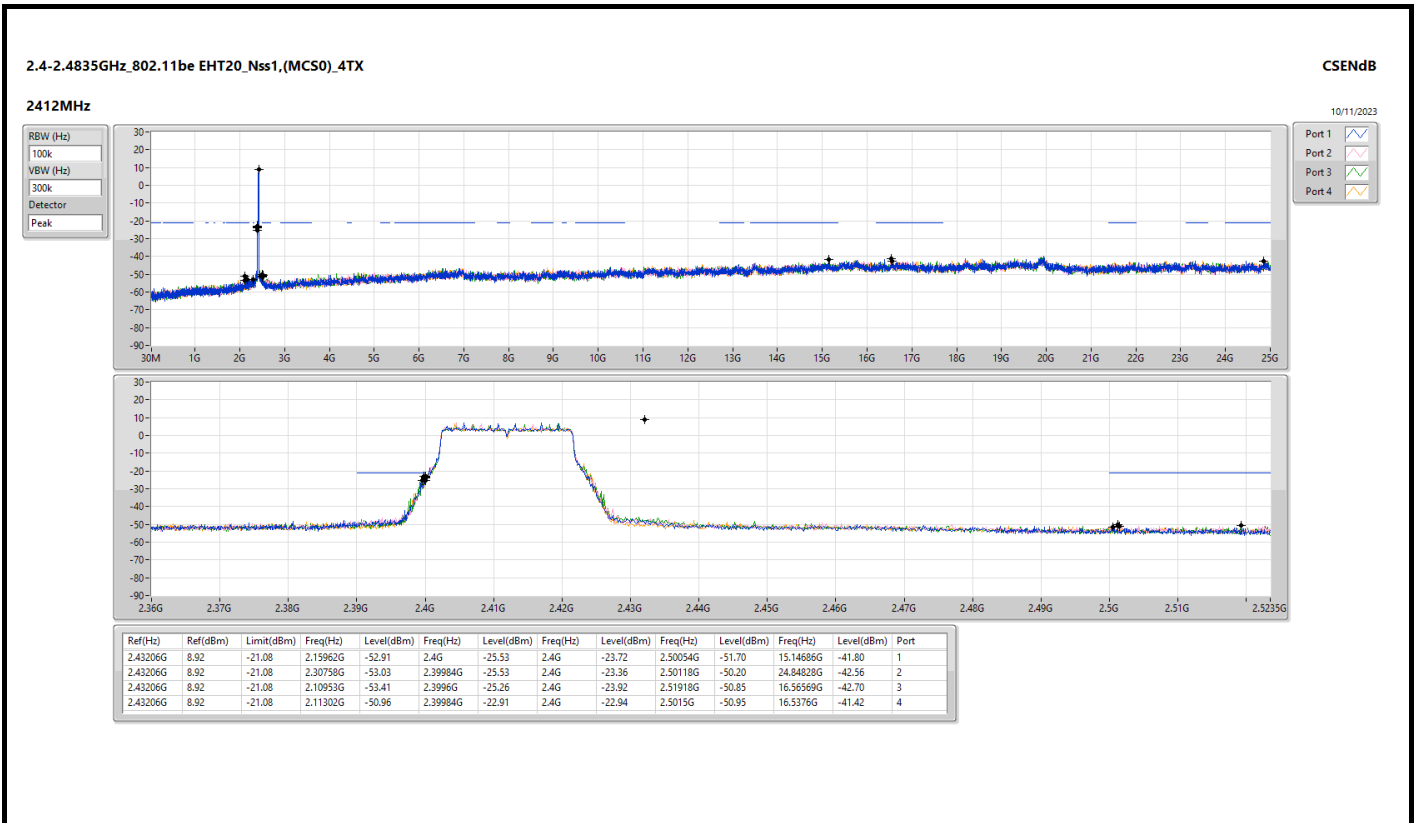
Mode	Result	Ref (Hz)	Ref (dBm)	Limit (dBm)	Freq (Hz)	Level (dBm)	Freq (Hz)	Level (dBm)	Freq (Hz)	Level (dBm)	Freq (Hz)	Level (dBm)	Freq (Hz)	Level (dBm)	Port
802.11b_Nss1,(1Mbps)_4TX	-	-	-	-	-	-	-	-	-	-	-	-	-	-	-
2412MHz	Pass	2.43557G	8.73	-21.27	2.12118G	-52.11	2.4G	-40.86	2.4G	-51.01	2.50878G	-51.29	15.07943G	-42.14	1
2412MHz	Pass	2.43557G	8.73	-21.27	2.1771G	-52.84	2.39984G	-40.75	2.4G	-39.65	2.51814G	-50.57	16.94498G	-42.38	2
2412MHz	Pass	2.43557G	8.73	-21.27	2.10254G	-52.92	2.39976G	-41.81	2.4G	-49.93	2.5175G	-51.39	15.16091G	-41.72	3
2412MHz	Pass	2.43557G	8.73	-21.27	2.10836G	-51.22	2.39984G	-40.35	2.4G	-47.70	2.51086G	-50.23	16.56569G	-42.15	4
2437MHz	Pass	2.43557G	8.73	-21.27	2.19574G	-52.79	2.39456G	-49.31	2.4G	-50.56	2.50606G	-50.89	23.15974G	-41.63	1
2437MHz	Pass	2.43557G	8.73	-21.27	2.17593G	-53.22	2.39776G	-49.37	2.4G	-49.89	2.5183G	-50.87	24.99719G	-42.50	2
2437MHz	Pass	2.43557G	8.73	-21.27	2.13166G	-51.90	2.39392G	-49.18	2.4G	-51.47	2.50614G	-50.29	16.59098G	-41.75	3
2437MHz	Pass	2.43557G	8.73	-21.27	2.12933G	-50.14	2.396G	-48.23	2.4G	-52.79	2.50006G	-49.64	17.02084G	-42.45	4
2462MHz	Pass	2.43557G	8.73	-21.27	2.17943G	-52.92	2.3944G	-49.98	2.4G	-52.52	2.50054G	-49.81	23.26088G	-42.47	1
2462MHz	Pass	2.43557G	8.73	-21.27	2.17477G	-53.17	2.39848G	-50.96	2.4G	-51.59	2.50846G	-49.20	24.53923G	-42.89	2
2462MHz	Pass	2.43557G	8.73	-21.27	2.15263G	-51.33	2.39648G	-51.01	2.4G	-52.10	2.52118G	-49.09	14.88277G	-41.94	3
2462MHz	Pass	2.43557G	8.73	-21.27	2.30641G	-49.88	2.39088G	-49.48	2.4G	-52.21	2.5015G	-49.20	16.72022G	-42.13	4
802.11g_Nss1,(6Mbps)_4TX	-	-	-	-	-	-	-	-	-	-	-	-	-	-	-
2412MHz	Pass	2.44459G	9.17	-20.83	2.30525G	-52.17	2.4G	-24.85	2.4G	-23.78	2.5007G	-50.80	16.57693G	-42.33	1
2412MHz	Pass	2.44459G	9.17	-20.83	2.16195G	-53.32	2.39992G	-23.48	2.4G	-23.30	2.5211G	-50.43	15.13563G	-42.69	2
2412MHz	Pass	2.44459G	9.17	-20.83	2.11069G	-52.46	2.4G	-23.59	2.4G	-22.82	2.5067G	-51.10	16.66403G	-42.33	3
2412MHz	Pass	2.44459G	9.17	-20.83	2.18991G	-51.64	2.4G	-25.01	2.4G	-22.39	2.52006G	-51.55	23.19626G	-41.97	4
2437MHz	Pass	2.44459G	9.17	-20.83	2.16312G	-53.06	2.39992G	-47.36	2.4G	-49.46	2.50854G	-50.78	16.26507G	-42.98	1
2437MHz	Pass	2.44459G	9.17	-20.83	2.30292G	-52.82	2.3956G	-47.18	2.4G	-47.52	2.50678G	-50.92	16.7146G	-41.83	2
2437MHz	Pass	2.44459G	9.17	-20.83	2.30292G	-52.72	2.39744G	-47.48	2.4G	-48.20	2.5059G	-50.65	23.21593G	-42.77	3
2437MHz	Pass	2.44459G	9.17	-20.83	2.13749G	-51.44	2.39952G	-44.17	2.4G	-45.38	2.5023G	-50.71	24.92133G	-41.20	4
2462MHz	Pass	2.44459G	9.17	-20.83	2.17593G	-52.20	2.39992G	-50.49	2.4G	-52.87	2.50886G	-51.05	15.07382G	-42.60	1
2462MHz	Pass	2.44459G	9.17	-20.83	2.30641G	-52.03	2.39064G	-51.51	2.4G	-53.47	2.51694G	-49.68	16.5685G	-41.95	2
2462MHz	Pass	2.44459G	9.17	-20.83	2.08856G	-53.01	2.39584G	-51.05	2.4G	-52.30	2.50542G	-49.73	16.74831G	-42.46	3
2462MHz	Pass	2.44459G	9.17	-20.83	2.15962G	-52.09	2.396G	-50.31	2.4G	-52.41	2.5035G	-50.25	16.87194G	-42.12	4
802.11be EHT20_Nss1,(MCS0)_4TX	-	-	-	-	-	-	-	-	-	-	-	-	-	-	-
2412MHz	Pass	2.43206G	8.92	-21.08	2.15962G	-52.91	2.4G	-25.53	2.4G	-23.72	2.50054G	-51.70	15.14686G	-41.80	1
2412MHz	Pass	2.43206G	8.92	-21.08	2.30758G	-53.03	2.39984G	-25.53	2.4G	-23.36	2.50118G	-50.20	24.84828G	-42.56	2
2412MHz	Pass	2.43206G	8.92	-21.08	2.10953G	-53.41	2.3996G	-25.26	2.4G	-23.92	2.51918G	-50.85	16.56569G	-42.70	3
2412MHz	Pass	2.43206G	8.92	-21.08	2.11302G	-50.96	2.39984G	-22.91	2.4G	-22.94	2.5015G	-50.95	16.5376G	-41.42	4
2437MHz	Pass	2.43206G	8.92	-21.08	2.14564G	-53.55	2.39936G	-44.32	2.4G	-47.01	2.50182G	-51.09	23.20188G	-42.50	1
2437MHz	Pass	2.43206G	8.92	-21.08	2.14797G	-53.27	2.39944G	-42.65	2.4G	-42.50	2.5007G	-50.58	24.58418G	-42.36	2
2437MHz	Pass	2.43206G	8.92	-21.08	2.13749G	-53.26	2.39896G	-44.27	2.4G	-45.32	2.5059G	-50.66	24.28356G	-41.97	3
2437MHz	Pass	2.43206G	8.92	-21.08	2.13399G	-51.06	2.39888G	-40.98	2.4G	-43.07	2.50054G	-49.47	23.30583G	-42.06	4
2462MHz	Pass	2.43206G	8.92	-21.08	2.30874G	-53.19	2.3944G	-50.85	2.4G	-51.27	2.51046G	-50.48	15.05696G	-42.58	1
2462MHz	Pass	2.43206G	8.92	-21.08	2.30758G	-53.04	2.39992G	-51.23	2.4G	-52.79	2.50222G	-49.34	16.3915G	-41.91	2
2462MHz	Pass	2.43206G	8.92	-21.08	2.18059G	-53.58	2.3952G	-51.48	2.4G	-52.89	2.51654G	-50.13	23.2946G	-42.79	3
2462MHz	Pass	2.43206G	8.92	-21.08	1.99652G	-51.75	2.39744G	-51.10	2.4G	-52.54	2.50654G	-49.11	21.91791G	-42.60	4
802.11be EHT40_Nss1,(MCS0)_4TX	-	-	-	-	-	-	-	-	-	-	-	-	-	-	-
2422MHz	Pass	2.42071G	4.55	-25.45	2.30855G	-50.75	2.39984G	-26.33	2.4G	-26.12	2.51038G	-50.69	16.7041G	-41.97	1
2422MHz	Pass	2.42071G	4.55	-25.45	2.12879G	-51.56	2.39936G	-27.48	2.4G	-26.53	2.54206G	-50.49	17.41085G	-42.17	2
2422MHz	Pass	2.42071G	4.55	-25.45	2.13108G	-53.34	2.39968G	-27.31	2.4G	-28.06	2.50222G	-50.24	16.92566G	-42.34	3
2422MHz	Pass	2.42071G	4.55	-25.45	2.30741G	-51.66	2.39936G	-27.82	2.4G	-26.41	2.50558G	-50.61	24.88221G	-40.49	4
2437MHz	Pass	2.42071G	4.55	-25.45	2.3097G	-50.30	2.39888G	-46.31	2.4G	-49.70	2.51198G	-50.70	15.07185G	-42.05	1
2437MHz	Pass	2.42071G	4.55	-25.45	2.13222G	-51.74	2.39952G	-45.40	2.4G	-45.48	2.50462G	-50.00	17.11357G	-42.51	2
2437MHz	Pass	2.42071G	4.55	-25.45	2.3097G	-52.56	2.39952G	-48.29	2.4G	-49.31	2.50798G	-49.78	23.5276G	-42.19	3
2437MHz	Pass	2.42071G	4.55	-25.45	2.14253G	-52.41	2.3984G	-47.93	2.4G	-50.20	2.52862G	-50.51	16.3339G	-42.15	4
2452MHz	Pass	2.42071G	4.55	-25.45	2.16543G	-51.42	2.39088G	-50.71	2.4G	-51.72	2.50078G	-49.43	23.23593G	-42.14	1
2452MHz	Pass	2.42071G	4.55	-25.45	2.16085G	-52.31	2.392G	-50.98	2.4G	-52.62	2.50782G	-48.75	16.81629G	-42.82	2
2452MHz	Pass	2.42071G	4.55	-25.45	2.15283G	-53.17	2.39456G	-51.28	2.4G	-52.45	2.50638G	-49.24	24.03243G	-42.37	3
2452MHz	Pass	2.42071G	4.55	-25.45	2.1036G	-52.47	2.392G	-50.36	2.4G	-52.95	2.50142G	-49.84	16.6985G	-41.91	4

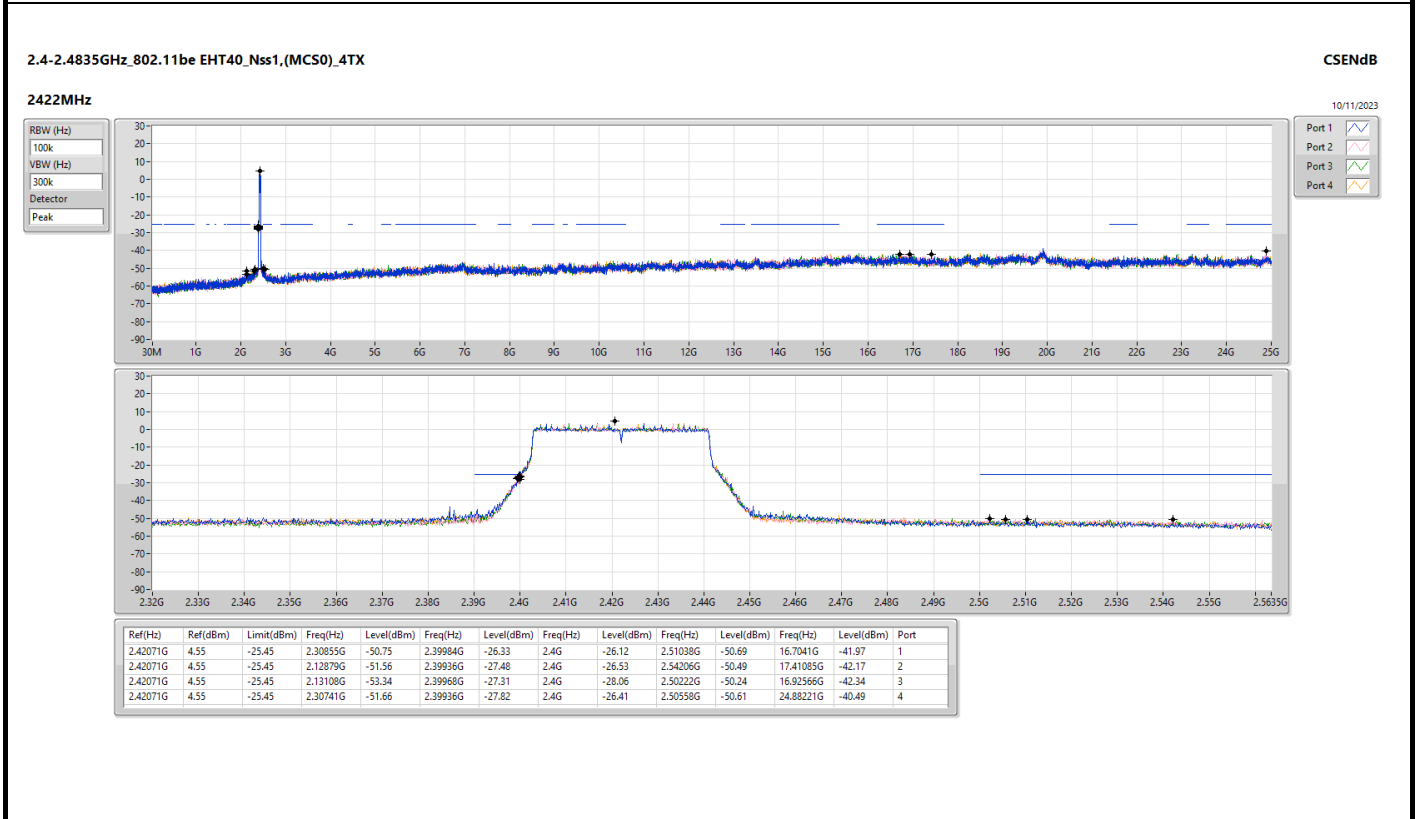
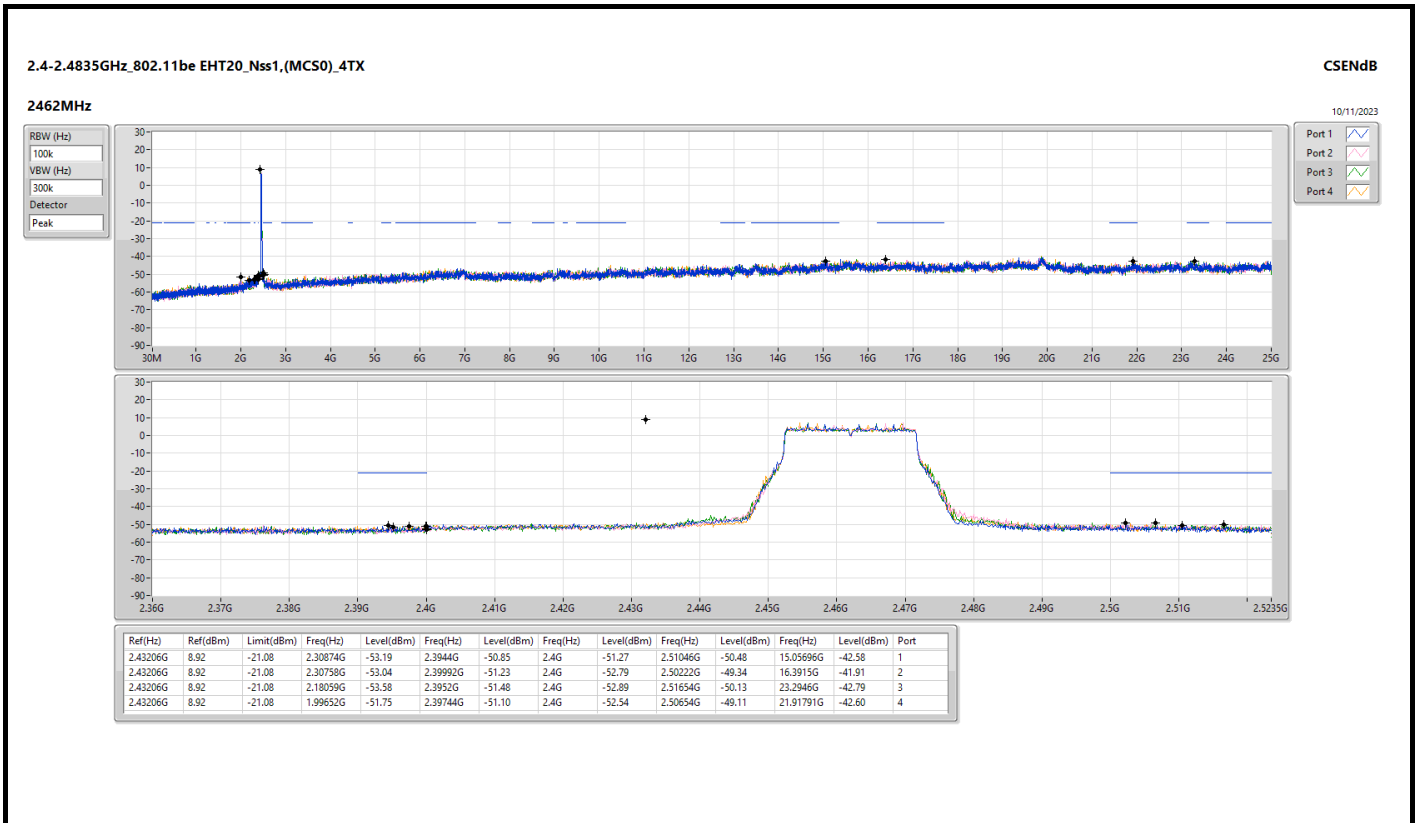


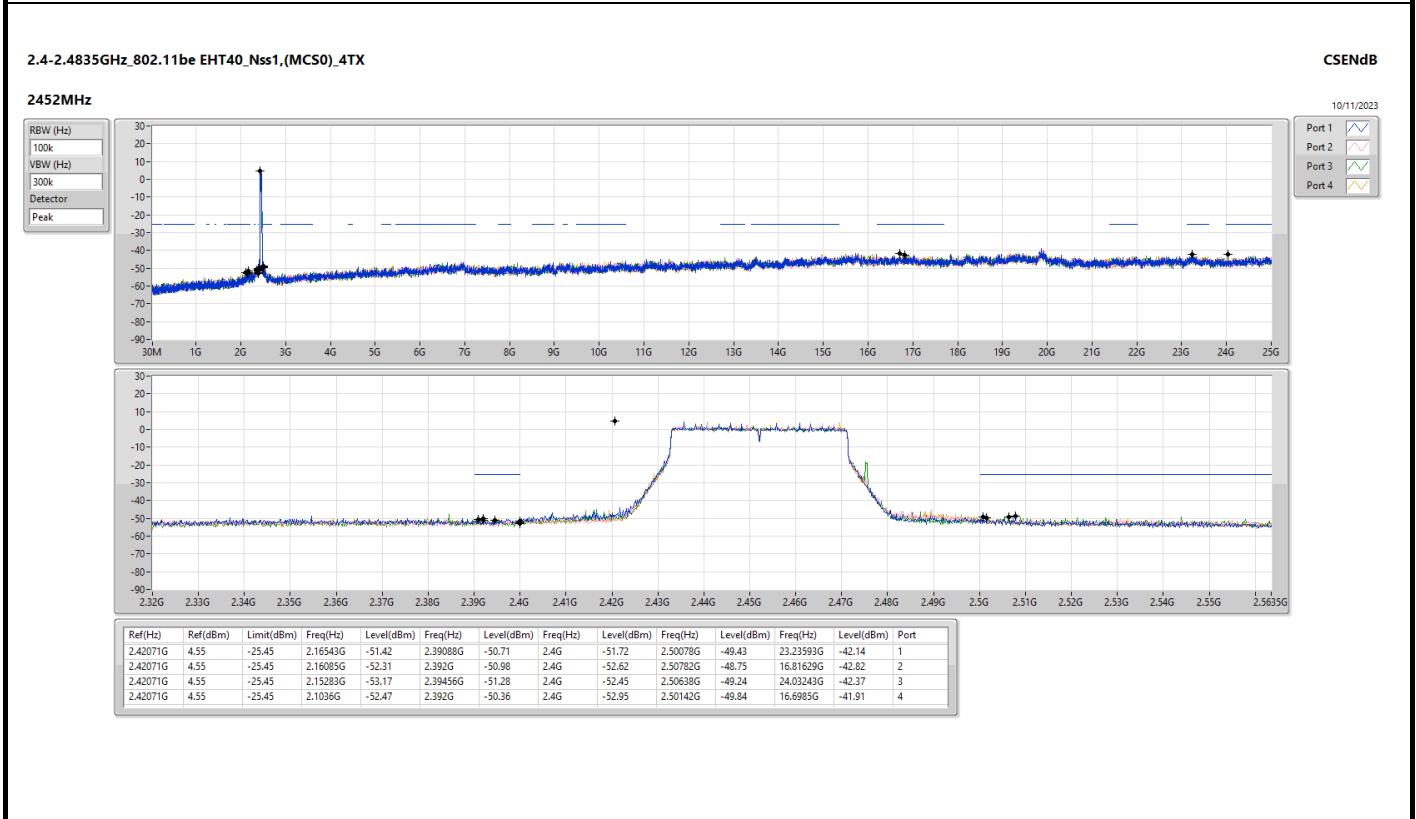
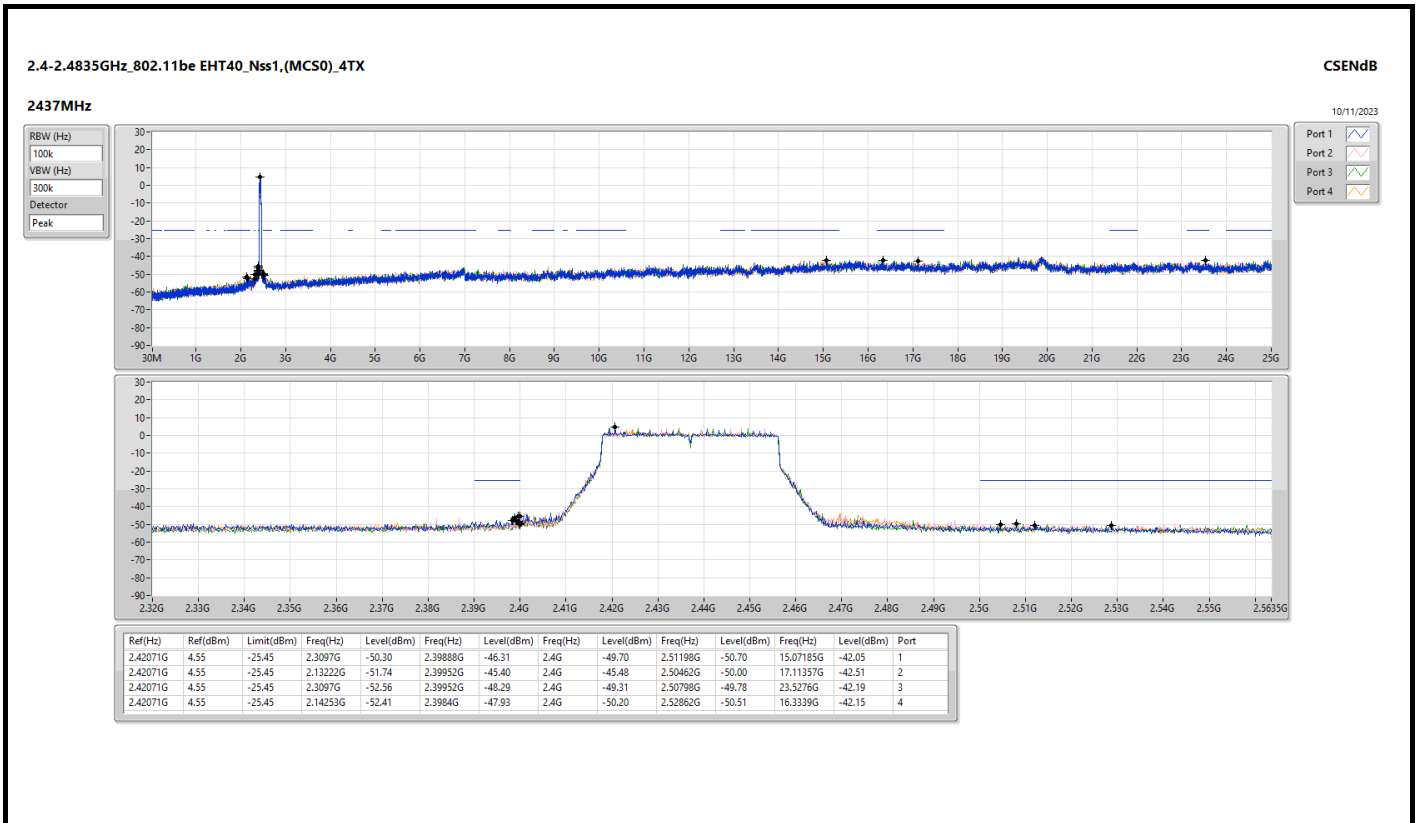














Summary

Mode	Result	Type	Freq (Hz)	Level (dBuV/m)	Limit (dBuV/m)	Margin (dB)	Dist (m)	Condition	Azimuth (°)	Height (m)
2.4-2.4835GHz	-	-	-	-	-	-	-	-	-	-
802.11b_Nss1,(1Mbps)_4TX	Pass	PK	41.64M	31.58	40.00	-8.42	3	Horizontal	360	1.00

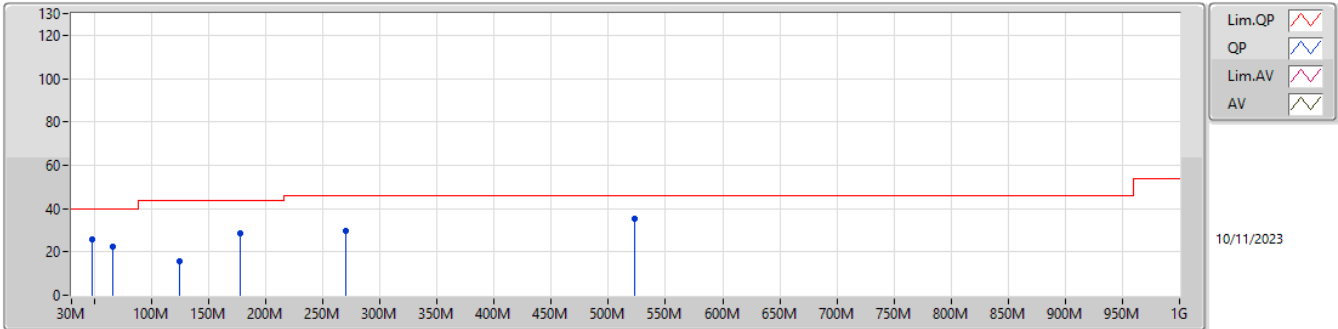


Result

Mode	Result	Type	Freq (Hz)	Level (dBuV/m)	Limit (dBuV/m)	Margin (dB)	Dist (m)	Condition	Azimuth (°)	Height (m)
802.11b_Nss1,(1Mbps)_4TX	-	-	-	-	-	-	-	-	-	-
2437MHz	Pass	PK	177.44M	28.40	43.50	-15.10	3	Vertical	0	1.00
2437MHz	Pass	PK	270.56M	29.46	46.00	-16.54	3	Vertical	0	1.00
2437MHz	Pass	PK	522.76M	35.54	46.00	-10.46	3	Vertical	0	1.00
2437MHz	Pass	QP	48.06M	25.66	40.00	-14.34	3	Vertical	289	1.48
2437MHz	Pass	QP	65.71M	22.18	40.00	-17.82	3	Vertical	307	1.68
2437MHz	Pass	QP	124.76M	15.53	43.50	-27.97	3	Vertical	169	1.34
2437MHz	Pass	PK	41.64M	31.58	40.00	-8.42	3	Horizontal	360	1.00
2437MHz	Pass	PK	132.82M	26.64	43.50	-16.86	3	Horizontal	360	1.00
2437MHz	Pass	PK	268.62M	29.78	46.00	-16.22	3	Horizontal	360	1.00
2437MHz	Pass	PK	336.52M	25.33	46.00	-20.67	3	Horizontal	360	1.00
2437MHz	Pass	PK	406.36M	27.72	46.00	-18.28	3	Horizontal	360	1.00
2437MHz	Pass	PK	544.1M	31.76	46.00	-14.24	3	Horizontal	360	1.00

2.4-2.4835GHz\_802.11b\_Nss1,(1Mbps)\_4TX

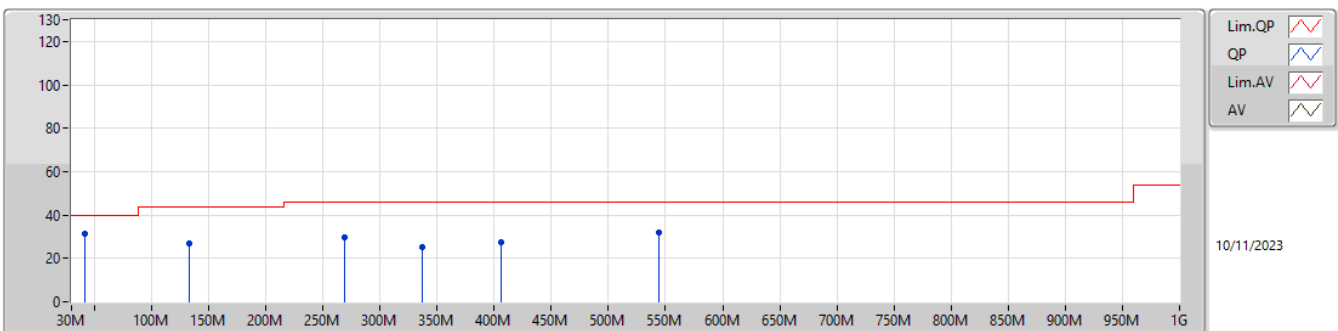
2437MHz\_Adapter



Type	Freq (Hz)	Level (dBuV/m)	Limit (dBuV/m)	Margin (dB)	Factor (dB)	Dist (m)	Condition	Azimuth (°)	Height (m)	Raw (dBuV)	AF (dB)	CL (dB)	PA (dB)
PK	177.44M	28.40	43.50	-15.10	-10.57	3	Vertical	0	1.00	38.97	14.49	2.52	27.58
PK	270.56M	29.46	46.00	-16.54	-6.03	3	Vertical	0	1.00	35.49	18.07	3.14	27.24
PK	522.76M	35.54	46.00	-10.46	-1.38	3	Vertical	0	1.00	36.92	22.70	4.46	28.54
QP	48.06M	25.66	40.00	-14.34	-11.14	3	Vertical	289	1.48	36.80	14.25	1.43	26.82
QP	65.71M	22.18	40.00	-17.82	-14.57	3	Vertical	307	1.68	36.75	11.37	1.61	27.55
QP	124.76M	15.53	43.50	-27.97	-8.33	3	Vertical	169	1.34	23.86	17.31	2.16	27.80

2.4-2.4835GHz\_802.11b\_Nss1,(1Mbps)\_4TX

2437MHz\_Adapter



Type	Freq (Hz)	Level (dBuV/m)	Limit (dBuV/m)	Margin (dB)	Factor (dB)	Dist (m)	Condition	Azimuth (°)	Height (m)	Raw (dBuV)	AF (dB)	CL (dB)	PA (dB)
PK	41.64M	31.58	40.00	-8.42	-7.89	3	Horizontal	360	1.00	39.47	17.36	1.43	26.68
PK	132.82M	26.64	43.50	-16.86	-8.65	3	Horizontal	360	1.00	35.29	16.88	2.25	27.78
PK	268.62M	29.78	46.00	-16.22	-5.93	3	Horizontal	360	1.00	35.71	18.18	3.13	27.24
PK	336.52M	25.33	46.00	-20.67	-4.98	3	Horizontal	360	1.00	30.31	18.97	3.56	27.51
PK	406.36M	27.72	46.00	-18.28	-2.70	3	Horizontal	360	1.00	30.42	21.32	3.95	27.97
PK	544.1M	31.76	46.00	-14.24	-0.48	3	Horizontal	360	1.00	32.24	23.68	4.51	28.67



Summary

Mode	Result	Type	Freq (Hz)	Level (dBuV/m)	Limit (dBuV/m)	Margin (dB)	Dist (m)	Condition	Azimuth (°)	Height (m)
2.4-2.4835GHz	-	-	-	-	-	-	-	-	-	-
802.11b_Nss1,(1Mbps)_4TX	Pass	AV	2.3718G	53.59	54.00	-0.41	3	Horizontal	334	1.91
802.11g_Nss1,(6Mbps)_4TX	Pass	AV	2.39G	53.71	54.00	-0.29	3	Vertical	345	1.73
802.11be EHT20_Nss1,(MCS0)_4TX	Pass	AV	2.39G	53.24	54.00	-0.76	3	Vertical	347	1.95
802.11be EHT40_Nss1,(MCS0)_4TX	Pass	AV	2.3864G	53.70	54.00	-0.30	3	Horizontal	49	2.09



Result

Mode	Result	Type	Freq (Hz)	Level (dBuV/m)	Limit (dBuV/m)	Margin (dB)	Dist (m)	Condition	Azimuth (°)	Height (m)
802.11b_Nss1,(1Mbps)_4TX	-	-	-	-	-	-	-	-	-	-
2412MHz	Pass	AV	2.3718G	52.45	54.00	-1.55	3	Vertical	335	2.66
2412MHz	Pass	AV	2.4138G	113.44	Inf	-Inf	3	Vertical	335	2.66
2412MHz	Pass	PK	2.3724G	62.68	74.00	-11.32	3	Vertical	335	2.66
2412MHz	Pass	PK	2.4148G	116.46	Inf	-Inf	3	Vertical	335	2.66
2412MHz	Pass	AV	2.3718G	53.59	54.00	-0.41	3	Horizontal	334	1.91
2412MHz	Pass	AV	2.4102G	112.16	Inf	-Inf	3	Horizontal	334	1.91
2412MHz	Pass	PK	2.3718G	63.11	74.00	-10.89	3	Horizontal	334	1.91
2412MHz	Pass	PK	2.4092G	115.25	Inf	-Inf	3	Horizontal	334	1.91
2412MHz	Pass	AV	4.824G	31.12	54.00	-22.88	3	Vertical	296	2.68
2412MHz	Pass	PK	4.82388G	42.60	74.00	-31.40	3	Vertical	296	2.68
2412MHz	Pass	AV	4.82404G	31.22	54.00	-22.78	3	Horizontal	26	1.21
2412MHz	Pass	PK	4.824G	42.49	74.00	-31.51	3	Horizontal	26	1.21
2437MHz	Pass	AV	2.3866G	50.12	54.00	-3.88	3	Vertical	335	2.59
2437MHz	Pass	AV	2.4354G	113.24	Inf	-Inf	3	Vertical	335	2.59
2437MHz	Pass	AV	2.4938G	47.24	54.00	-6.76	3	Vertical	335	2.59
2437MHz	Pass	PK	2.3866G	61.35	74.00	-12.65	3	Vertical	335	2.59
2437MHz	Pass	PK	2.4342G	116.32	Inf	-Inf	3	Vertical	335	2.59
2437MHz	Pass	PK	2.4946G	59.20	74.00	-14.80	3	Vertical	335	2.59
2437MHz	Pass	AV	2.3858G	49.21	54.00	-4.79	3	Horizontal	331	1.87
2437MHz	Pass	AV	2.4362G	113.49	Inf	-Inf	3	Horizontal	331	1.87
2437MHz	Pass	AV	2.4882G	48.85	54.00	-5.15	3	Horizontal	331	1.87
2437MHz	Pass	PK	2.3854G	60.81	74.00	-13.19	3	Horizontal	331	1.87
2437MHz	Pass	PK	2.4342G	116.43	Inf	-Inf	3	Horizontal	331	1.87
2437MHz	Pass	PK	2.489G	59.95	74.00	-14.05	3	Horizontal	331	1.87
2437MHz	Pass	AV	4.874G	30.86	54.00	-23.14	3	Vertical	289	1.68
2437MHz	Pass	PK	4.87448G	42.88	74.00	-31.12	3	Vertical	289	1.68
2437MHz	Pass	AV	4.874G	33.71	54.00	-20.29	3	Horizontal	332	1.77
2437MHz	Pass	PK	4.874G	43.51	74.00	-30.49	3	Horizontal	332	1.77
2462MHz	Pass	AV	2.4612G	109.92	Inf	-Inf	3	Vertical	17	2.06
2462MHz	Pass	AV	2.4878G	48.55	54.00	-5.45	3	Vertical	17	2.06
2462MHz	Pass	PK	2.4592G	112.79	Inf	-Inf	3	Vertical	17	2.06
2462MHz	Pass	PK	2.4998G	60.56	74.00	-13.44	3	Vertical	17	2.06
2462MHz	Pass	AV	2.4638G	112.87	Inf	-Inf	3	Horizontal	330	1.83
2462MHz	Pass	AV	2.4882G	51.10	54.00	-2.90	3	Horizontal	330	1.83
2462MHz	Pass	PK	2.4648G	115.79	Inf	-Inf	3	Horizontal	330	1.83
2462MHz	Pass	PK	2.4878G	61.92	74.00	-12.08	3	Horizontal	330	1.83
2462MHz	Pass	AV	4.92404G	30.84	54.00	-23.16	3	Vertical	22	1.43
2462MHz	Pass	PK	4.92428G	43.79	74.00	-30.21	3	Vertical	22	1.43
2462MHz	Pass	AV	4.92404G	33.10	54.00	-20.90	3	Horizontal	57	1.90
2462MHz	Pass	PK	4.92376G	44.14	74.00	-29.86	3	Horizontal	57	1.90
802.11g_Nss1,(6Mbps)_4TX	-	-	-	-	-	-	-	-	-	-
2412MHz	Pass	AV	2.39G	53.71	54.00	-0.29	3	Vertical	345	1.73
2412MHz	Pass	AV	2.4146G	110.52	Inf	-Inf	3	Vertical	345	1.73
2412MHz	Pass	PK	2.3896G	70.34	74.00	-3.66	3	Vertical	345	1.73
2412MHz	Pass	PK	2.415G	120.58	Inf	-Inf	3	Vertical	345	1.73
2412MHz	Pass	AV	2.39G	51.11	54.00	-2.89	3	Horizontal	42	2.12
2412MHz	Pass	AV	2.419G	108.92	Inf	-Inf	3	Horizontal	42	2.12
2412MHz	Pass	PK	2.39G	67.05	74.00	-6.95	3	Horizontal	42	2.12
2412MHz	Pass	PK	2.419G	119.11	Inf	-Inf	3	Horizontal	42	2.12
2412MHz	Pass	AV	4.83792G	28.63	54.00	-25.37	3	Vertical	188	2.43
2412MHz	Pass	PK	4.81962G	42.11	74.00	-31.89	3	Vertical	188	2.43
2412MHz	Pass	AV	4.82076G	28.49	54.00	-25.51	3	Horizontal	241	1.50
2412MHz	Pass	PK	4.81044G	42.05	74.00	-31.95	3	Horizontal	241	1.50
2417MHz	Pass	AV	2.382G	51.00	54.00	-3.00	3	Vertical	340	1.96
2417MHz	Pass	AV	2.4188G	110.63	Inf	-Inf	3	Vertical	340	1.96
2417MHz	Pass	PK	2.3828G	66.70	74.00	-7.30	3	Vertical	340	1.96
2417MHz	Pass	PK	2.4184G	120.23	Inf	-Inf	3	Vertical	340	1.96
2417MHz	Pass	AV	2.3856G	52.26	54.00	-1.74	3	Horizontal	43	2.16
2417MHz	Pass	AV	2.4236G	108.24	Inf	-Inf	3	Horizontal	43	2.16
2417MHz	Pass	PK	2.384G	67.62	74.00	-6.38	3	Horizontal	43	2.16





RSE TX above 1GHz\_Non-Beamforming\_Radio 1

Appendix F.2

Mode	Result	Type	Freq (Hz)	Level (dBuV/m)	Limit (dBuV/m)	Margin (dB)	Dist (m)	Condition	Azimuth (°)	Height (m)
2417MHz	Pass	PK	2.4234G	117.87	Inf	-Inf	3	Horizontal	43	2.16
2437MHz	Pass	AV	2.3886G	49.63	54.00	-4.37	3	Vertical	342	1.87
2437MHz	Pass	AV	2.4386G	110.02	Inf	-Inf	3	Vertical	342	1.87
2437MHz	Pass	AV	2.489G	47.85	54.00	-6.15	3	Vertical	342	1.87
2437MHz	Pass	PK	2.3886G	63.37	74.00	-10.63	3	Vertical	342	1.87
2437MHz	Pass	PK	2.4394G	119.57	Inf	-Inf	3	Vertical	342	1.87
2437MHz	Pass	PK	2.485G	60.71	74.00	-13.29	3	Vertical	342	1.87
2437MHz	Pass	AV	2.383G	49.40	54.00	-4.60	3	Horizontal	329	1.50
2437MHz	Pass	AV	2.439G	109.69	Inf	-Inf	3	Horizontal	329	1.50
2437MHz	Pass	AV	2.4838G	49.28	54.00	-4.72	3	Horizontal	329	1.50
2437MHz	Pass	PK	2.3822G	64.58	74.00	-9.42	3	Horizontal	329	1.50
2437MHz	Pass	PK	2.4398G	119.35	Inf	-Inf	3	Horizontal	329	1.50
2437MHz	Pass	PK	2.4835G	62.56	74.00	-11.44	3	Horizontal	329	1.50
2437MHz	Pass	AV	4.87934G	29.16	54.00	-24.84	3	Vertical	102	1.65
2437MHz	Pass	PK	4.86662G	42.44	74.00	-31.56	3	Vertical	102	1.65
2437MHz	Pass	AV	4.86818G	30.05	54.00	-23.95	3	Horizontal	315	1.61
2437MHz	Pass	PK	4.86728G	43.53	74.00	-30.47	3	Horizontal	315	1.61
2457MHz	Pass	AV	2.4596G	107.56	Inf	-Inf	3	Vertical	344	1.61
2457MHz	Pass	AV	2.4896G	48.01	54.00	-5.99	3	Vertical	344	1.61
2457MHz	Pass	PK	2.4596G	117.48	Inf	-Inf	3	Vertical	344	1.61
2457MHz	Pass	PK	2.4898G	62.58	74.00	-11.42	3	Vertical	344	1.61
2457MHz	Pass	AV	2.4602G	108.52	Inf	-Inf	3	Horizontal	330	1.33
2457MHz	Pass	AV	2.4838G	51.00	54.00	-3.00	3	Horizontal	330	1.33
2457MHz	Pass	PK	2.4596G	118.30	Inf	-Inf	3	Horizontal	330	1.33
2457MHz	Pass	PK	2.4835G	65.19	74.00	-8.81	3	Horizontal	330	1.33
2462MHz	Pass	AV	2.4644G	107.73	Inf	-Inf	3	Vertical	343	1.82
2462MHz	Pass	AV	2.4838G	50.82	54.00	-3.18	3	Vertical	343	1.82
2462MHz	Pass	PK	2.4646G	117.39	Inf	-Inf	3	Vertical	343	1.82
2462MHz	Pass	PK	2.4842G	64.52	74.00	-9.48	3	Vertical	343	1.82
2462MHz	Pass	AV	2.4646G	108.68	Inf	-Inf	3	Horizontal	330	1.37
2462MHz	Pass	AV	2.4835G	51.68	54.00	-2.32	3	Horizontal	330	1.37
2462MHz	Pass	PK	2.465G	118.48	Inf	-Inf	3	Horizontal	330	1.37
2462MHz	Pass	PK	2.4846G	66.52	74.00	-7.48	3	Horizontal	330	1.37
2462MHz	Pass	AV	4.91512G	29.71	54.00	-24.29	3	Vertical	194	1.50
2462MHz	Pass	PK	4.91224G	43.39	74.00	-30.61	3	Vertical	194	1.50
2462MHz	Pass	AV	4.91488G	29.84	54.00	-24.16	3	Horizontal	117	1.50
2462MHz	Pass	PK	4.91062G	43.85	74.00	-30.15	3	Horizontal	117	1.50
802.11be EHT20_Nss1,(MCS0)_4TX	-	-	-	-	-	-	-	-	-	-
2412MHz	Pass	AV	2.39G	53.24	54.00	-0.76	3	Vertical	347	1.95
2412MHz	Pass	AV	2.4148G	108.81	Inf	-Inf	3	Vertical	347	1.95
2412MHz	Pass	PK	2.39G	69.81	74.00	-4.19	3	Vertical	347	1.95
2412MHz	Pass	PK	2.4156G	121.14	Inf	-Inf	3	Vertical	347	1.95
2412MHz	Pass	AV	2.39G	51.44	54.00	-2.56	3	Horizontal	45	2.12
2412MHz	Pass	AV	2.4192G	107.57	Inf	-Inf	3	Horizontal	45	2.12
2412MHz	Pass	PK	2.385G	68.34	74.00	-5.66	3	Horizontal	45	2.12
2412MHz	Pass	PK	2.4198G	121.11	Inf	-Inf	3	Horizontal	45	2.12
2412MHz	Pass	AV	4.83762G	27.94	54.00	-26.06	3	Vertical	93	1.50
2412MHz	Pass	PK	4.83258G	41.80	74.00	-32.20	3	Vertical	93	1.50
2412MHz	Pass	AV	4.82046G	27.89	54.00	-26.11	3	Horizontal	0	2.82
2412MHz	Pass	PK	4.82304G	42.25	74.00	-31.75	3	Horizontal	0	2.82
2417MHz	Pass	AV	2.3818G	49.34	54.00	-4.66	3	Vertical	345	1.95
2417MHz	Pass	AV	2.4196G	108.76	Inf	-Inf	3	Vertical	345	1.95
2417MHz	Pass	PK	2.3838G	67.05	74.00	-6.95	3	Vertical	345	1.95
2417MHz	Pass	PK	2.4192G	120.84	Inf	-Inf	3	Vertical	345	1.95
2417MHz	Pass	AV	2.386G	49.61	54.00	-4.39	3	Horizontal	49	1.77
2417MHz	Pass	AV	2.4254G	107.32	Inf	-Inf	3	Horizontal	49	1.77
2417MHz	Pass	PK	2.3866G	66.96	74.00	-7.04	3	Horizontal	49	1.77
2417MHz	Pass	PK	2.4256G	120.65	Inf	-Inf	3	Horizontal	49	1.77
2437MHz	Pass	AV	2.3898G	49.31	54.00	-4.69	3	Vertical	344	1.67
2437MHz	Pass	AV	2.4394G	109.12	Inf	-Inf	3	Vertical	344	1.67
2437MHz	Pass	AV	2.4862G	47.79	54.00	-6.21	3	Vertical	344	1.67
2437MHz	Pass	PK	2.3778G	63.82	74.00	-10.18	3	Vertical	344	1.67



RSE TX above 1GHz\_Non-Beamforming\_Radio 1

Appendix F.2

Mode	Result	Type	Freq (Hz)	Level (dBuV/m)	Limit (dBuV/m)	Margin (dB)	Dist (m)	Condition	Azimuth (°)	Height (m)
2437MHz	Pass	PK	2.439G	122.32	Inf	-Inf	3	Vertical	344	1.67
2437MHz	Pass	PK	2.4946G	63.08	74.00	-10.92	3	Vertical	344	1.67
2437MHz	Pass	AV	2.3842G	50.38	54.00	-3.62	3	Horizontal	329	1.45
2437MHz	Pass	AV	2.4394G	108.97	Inf	-Inf	3	Horizontal	329	1.45
2437MHz	Pass	AV	2.4835G	49.38	54.00	-4.62	3	Horizontal	329	1.45
2437MHz	Pass	PK	2.3834G	65.69	74.00	-8.31	3	Horizontal	329	1.45
2437MHz	Pass	PK	2.439G	122.08	Inf	-Inf	3	Horizontal	329	1.45
2437MHz	Pass	PK	2.4838G	62.87	74.00	-11.13	3	Horizontal	329	1.45
2437MHz	Pass	AV	4.8701G	29.09	54.00	-24.91	3	Vertical	313	2.56
2437MHz	Pass	PK	4.8686G	42.98	74.00	-31.02	3	Vertical	313	2.56
2437MHz	Pass	AV	4.8683G	29.37	54.00	-24.63	3	Horizontal	314	1.47
2437MHz	Pass	PK	4.859G	43.79	74.00	-30.21	3	Horizontal	314	1.47
2457MHz	Pass	AV	2.4592G	106.71	Inf	-Inf	3	Vertical	342	1.92
2457MHz	Pass	AV	2.4972G	48.69	54.00	-5.31	3	Vertical	342	1.92
2457MHz	Pass	PK	2.4594G	120.11	Inf	-Inf	3	Vertical	342	1.92
2457MHz	Pass	PK	2.4984G	65.25	74.00	-8.75	3	Vertical	342	1.92
2457MHz	Pass	AV	2.4598G	107.53	Inf	-Inf	3	Horizontal	328	1.35
2457MHz	Pass	AV	2.4838G	53.12	54.00	-0.88	3	Horizontal	328	1.35
2457MHz	Pass	PK	2.4614G	120.55	Inf	-Inf	3	Horizontal	328	1.35
2457MHz	Pass	PK	2.4842G	70.01	74.00	-3.99	3	Horizontal	328	1.35
2462MHz	Pass	AV	2.4646G	106.35	Inf	-Inf	3	Vertical	343	1.81
2462MHz	Pass	AV	2.4854G	50.57	54.00	-3.43	3	Vertical	343	1.81
2462MHz	Pass	PK	2.4646G	119.57	Inf	-Inf	3	Vertical	343	1.81
2462MHz	Pass	PK	2.4856G	67.61	74.00	-6.39	3	Vertical	343	1.81
2462MHz	Pass	AV	2.4638G	106.96	Inf	-Inf	3	Horizontal	329	1.57
2462MHz	Pass	AV	2.484G	50.54	54.00	-3.46	3	Horizontal	329	1.57
2462MHz	Pass	PK	2.4648G	119.77	Inf	-Inf	3	Horizontal	329	1.57
2462MHz	Pass	PK	2.484G	66.70	74.00	-7.30	3	Horizontal	329	1.57
2462MHz	Pass	AV	4.91536G	29.08	54.00	-24.92	3	Vertical	227	1.50
2462MHz	Pass	PK	4.92826G	42.93	74.00	-31.07	3	Vertical	227	1.50
2462MHz	Pass	AV	4.91212G	29.07	54.00	-24.93	3	Horizontal	132	1.50
2462MHz	Pass	PK	4.9171G	43.74	74.00	-30.26	3	Horizontal	132	1.50
802.11be EHT40_Nss1,(MCS0)_4TX	-	-	-	-	-	-	-	-	-	-
2422MHz	Pass	AV	2.386G	53.01	54.00	-0.99	3	Vertical	344	1.73
2422MHz	Pass	AV	2.404G	105.31	Inf	-Inf	3	Vertical	344	1.73
2422MHz	Pass	AV	2.484G	45.69	54.00	-8.31	3	Vertical	344	1.73
2422MHz	Pass	PK	2.3856G	72.29	74.00	-1.71	3	Vertical	344	1.73
2422MHz	Pass	PK	2.4044G	118.34	Inf	-Inf	3	Vertical	344	1.73
2422MHz	Pass	PK	2.4912G	59.91	74.00	-14.09	3	Vertical	344	1.73
2422MHz	Pass	AV	2.3864G	53.70	54.00	-0.30	3	Horizontal	49	2.09
2422MHz	Pass	AV	2.4088G	104.21	Inf	-Inf	3	Horizontal	49	2.09
2422MHz	Pass	AV	2.4956G	46.01	54.00	-7.99	3	Horizontal	49	2.09
2422MHz	Pass	PK	2.39G	70.60	74.00	-3.40	3	Horizontal	49	2.09
2422MHz	Pass	PK	2.4092G	116.67	Inf	-Inf	3	Horizontal	49	2.09
2422MHz	Pass	PK	2.484G	59.64	74.00	-14.36	3	Horizontal	49	2.09
2422MHz	Pass	AV	4.85328G	28.42	54.00	-25.58	3	Vertical	67	2.94
2422MHz	Pass	PK	4.83744G	42.20	74.00	-31.80	3	Vertical	67	2.94
2422MHz	Pass	AV	4.8524G	28.48	54.00	-25.52	3	Horizontal	252	1.50
2422MHz	Pass	PK	4.8564G	42.23	74.00	-31.77	3	Horizontal	252	1.50
2427MHz	Pass	AV	2.3898G	51.78	54.00	-2.22	3	Vertical	342	1.97
2427MHz	Pass	AV	2.4294G	105.46	Inf	-Inf	3	Vertical	342	1.97
2427MHz	Pass	AV	2.4866G	46.19	54.00	-7.81	3	Vertical	342	1.97
2427MHz	Pass	PK	2.3894G	71.68	74.00	-2.32	3	Vertical	342	1.97
2427MHz	Pass	PK	2.4294G	119.00	Inf	-Inf	3	Vertical	342	1.97
2427MHz	Pass	PK	2.4894G	59.62	74.00	-14.38	3	Vertical	342	1.97
2427MHz	Pass	AV	2.3898G	52.46	54.00	-1.54	3	Horizontal	46	2.12
2427MHz	Pass	AV	2.4138G	104.27	Inf	-Inf	3	Horizontal	46	2.12
2427MHz	Pass	AV	2.4934G	45.93	54.00	-8.07	3	Horizontal	46	2.12
2427MHz	Pass	PK	2.3898G	66.53	74.00	-7.47	3	Horizontal	46	2.12
2427MHz	Pass	PK	2.415G	116.96	Inf	-Inf	3	Horizontal	46	2.12
2427MHz	Pass	PK	2.4938G	59.31	74.00	-14.69	3	Horizontal	46	2.12
2437MHz	Pass	AV	2.3874G	50.62	54.00	-3.38	3	Vertical	342	1.75



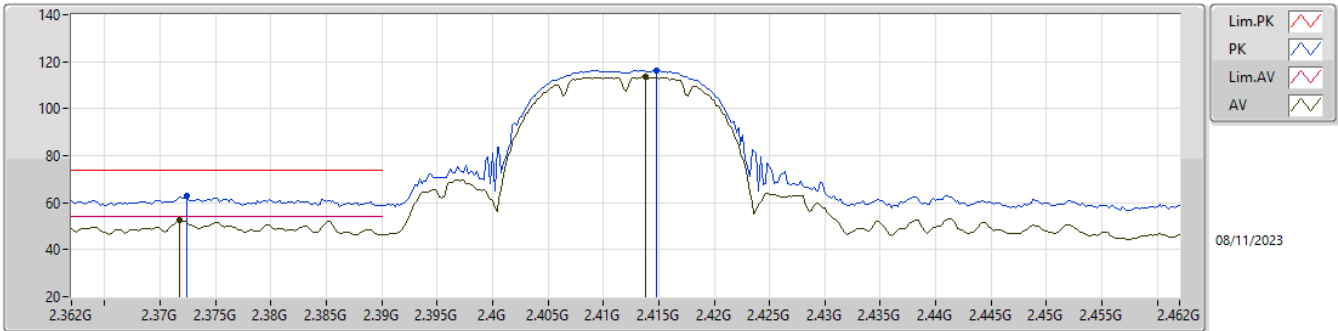
RSE TX above 1GHz\_Non-Beamforming\_Radio 1

Appendix F.2

Mode	Result	Type	Freq (Hz)	Level (dBuV/m)	Limit (dBuV/m)	Margin (dB)	Dist (m)	Condition	Azimuth (°)	Height (m)
2437MHz	Pass	AV	2.419G	106.32	Inf	-Inf	3	Vertical	342	1.75
2437MHz	Pass	AV	2.4846G	49.58	54.00	-4.42	3	Vertical	342	1.75
2437MHz	Pass	PK	2.3866G	68.64	74.00	-5.36	3	Vertical	342	1.75
2437MHz	Pass	PK	2.4206G	118.83	Inf	-Inf	3	Vertical	342	1.75
2437MHz	Pass	PK	2.4835G	64.97	74.00	-9.03	3	Vertical	342	1.75
2437MHz	Pass	AV	2.3794G	49.13	54.00	-4.87	3	Horizontal	325	1.87
2437MHz	Pass	AV	2.4386G	104.82	Inf	-Inf	3	Horizontal	325	1.87
2437MHz	Pass	AV	2.4835G	51.36	54.00	-2.64	3	Horizontal	325	1.87
2437MHz	Pass	PK	2.381G	70.83	74.00	-3.17	3	Horizontal	325	1.87
2437MHz	Pass	PK	2.4386G	118.23	Inf	-Inf	3	Horizontal	325	1.87
2437MHz	Pass	PK	2.4842G	67.78	74.00	-6.22	3	Horizontal	325	1.87
2437MHz	Pass	AV	4.88432G	28.75	54.00	-25.25	3	Vertical	18	1.50
2437MHz	Pass	PK	4.89152G	42.72	74.00	-31.28	3	Vertical	18	1.50
2437MHz	Pass	AV	4.88232G	28.61	54.00	-25.39	3	Horizontal	360	1.50
2437MHz	Pass	PK	4.85416G	43.27	74.00	-30.73	3	Horizontal	360	1.50
2452MHz	Pass	AV	2.3812G	47.42	54.00	-6.58	3	Vertical	346	1.98
2452MHz	Pass	AV	2.434G	105.45	Inf	-Inf	3	Vertical	346	1.98
2452MHz	Pass	AV	2.484G	52.75	54.00	-1.25	3	Vertical	346	1.98
2452MHz	Pass	PK	2.382G	63.13	74.00	-10.87	3	Vertical	346	1.98
2452MHz	Pass	PK	2.4336G	117.60	Inf	-Inf	3	Vertical	346	1.98
2452MHz	Pass	PK	2.4908G	68.88	74.00	-5.12	3	Vertical	346	1.98
2452MHz	Pass	AV	2.3748G	47.07	54.00	-6.93	3	Horizontal	330	1.83
2452MHz	Pass	AV	2.4336G	104.71	Inf	-Inf	3	Horizontal	330	1.83
2452MHz	Pass	AV	2.4944G	51.76	54.00	-2.24	3	Horizontal	330	1.83
2452MHz	Pass	PK	2.3744G	61.49	74.00	-12.51	3	Horizontal	330	1.83
2452MHz	Pass	PK	2.434G	116.87	Inf	-Inf	3	Horizontal	330	1.83
2452MHz	Pass	PK	2.4884G	70.85	74.00	-3.15	3	Horizontal	330	1.83
2452MHz	Pass	AV	4.91336G	29.01	54.00	-24.99	3	Vertical	132	1.50
2452MHz	Pass	PK	4.89688G	43.41	74.00	-30.59	3	Vertical	132	1.50
2452MHz	Pass	AV	4.91536G	28.99	54.00	-25.01	3	Horizontal	94	1.50
2452MHz	Pass	PK	4.91504G	43.46	74.00	-30.54	3	Horizontal	94	1.50

2.4-2.4835GHz\_802.11b\_Nss1,(1Mbps)\_4TX

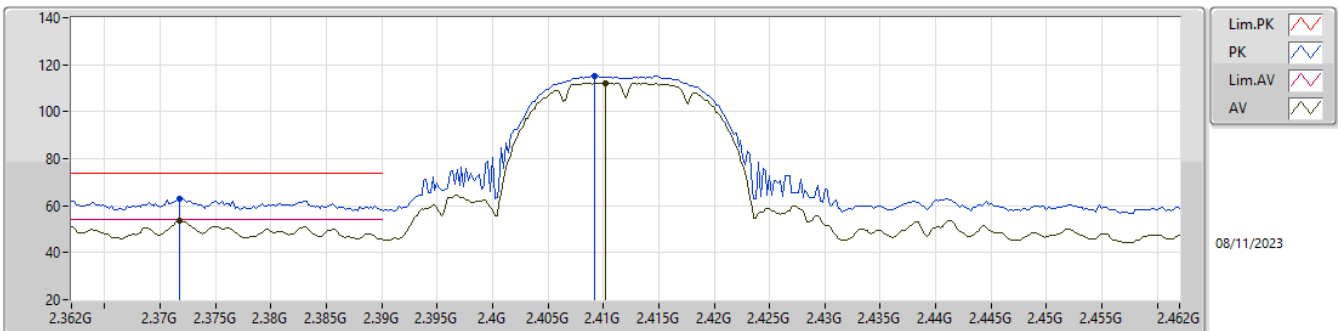
2412MHz\_TX



Type	Freq (Hz)	Level (dBuV/m)	Limit (dBuV/m)	Margin (dB)	Factor (dB)	Dist (m)	Condition	Azimuth (°)	Height (m)	Raw (dBuV)	AF (dB)	CL (dB)	PA (dB)
AV	2.3718G	52.45	54.00	-1.55	31.12	3	Vertical	335	2.66	21.33	27.50	3.62	-
AV	2.4138G	113.44	Inf	-Inf	31.35	3	Vertical	335	2.66	82.09	27.70	3.65	-
PK	2.3724G	62.68	74.00	-11.32	31.12	3	Vertical	335	2.66	31.56	27.50	3.62	-
PK	2.4148G	116.46	Inf	-Inf	31.35	3	Vertical	335	2.66	85.11	27.70	3.65	-

2.4-2.4835GHz\_802.11b\_Nss1,(1Mbps)\_4TX

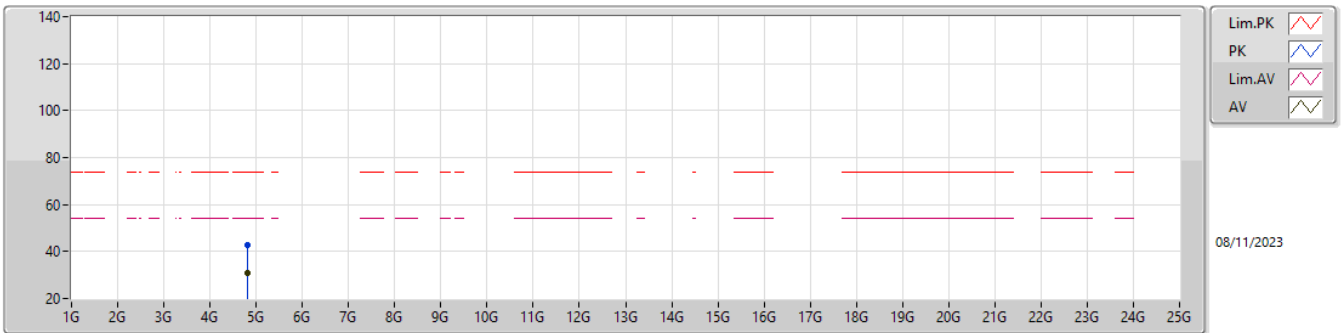
2412MHz\_TX



Type	Freq (Hz)	Level (dBuV/m)	Limit (dBuV/m)	Margin (dB)	Factor (dB)	Dist (m)	Condition	Azimuth (°)	Height (m)	Raw (dBuV)	AF (dB)	CL (dB)	PA (dB)
AV	2.3718G	53.59	54.00	-0.41	31.12	3	Horizontal	334	1.91	22.47	27.50	3.62	-
AV	2.4102G	112.16	Inf	-Inf	31.35	3	Horizontal	334	1.91	80.81	27.70	3.65	-
PK	2.3718G	63.11	74.00	-10.89	31.12	3	Horizontal	334	1.91	31.99	27.50	3.62	-
PK	2.4092G	115.25	Inf	-Inf	31.35	3	Horizontal	334	1.91	83.90	27.70	3.65	-

2.4-2.4835GHz\_802.11b\_Nss1,(1Mbps)\_4TX

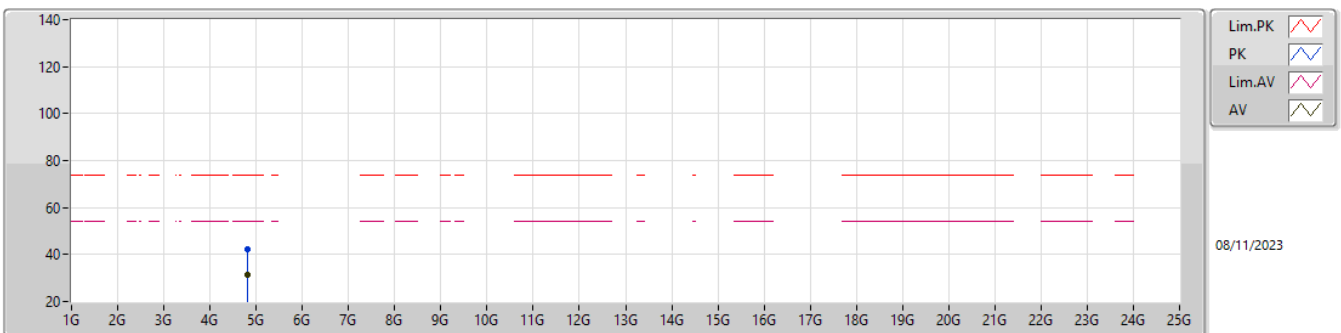
2412MHz\_TX



Type	Freq (Hz)	Level (dBuV/m)	Limit (dBuV/m)	Margin (dB)	Factor (dB)	Dist (m)	Condition	Azimuth (°)	Height (m)	Raw (dBuV)	AF (dB)	CL (dB)	PA (dB)
AV	4.824G	31.12	54.00	-22.88	0.54	3	Vertical	296	2.68	30.58	32.64	5.30	37.40
PK	4.82388G	42.60	74.00	-31.40	0.54	3	Vertical	296	2.68	42.06	32.64	5.30	37.40

2.4-2.4835GHz\_802.11b\_Nss1,(1Mbps)\_4TX

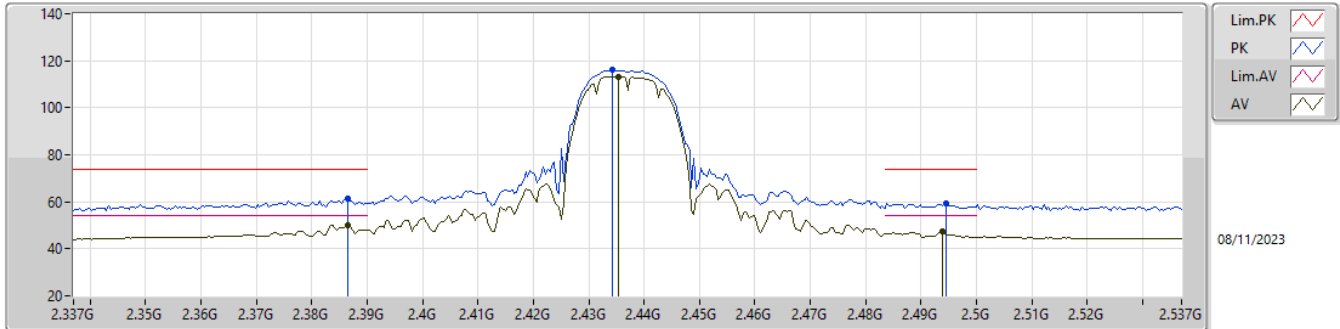
2412MHz\_TX



Type	Freq (Hz)	Level (dBuV/m)	Limit (dBuV/m)	Margin (dB)	Factor (dB)	Dist (m)	Condition	Azimuth (°)	Height (m)	Raw (dBuV)	AF (dB)	CL (dB)	PA (dB)
AV	4.82404G	31.22	54.00	-22.78	0.54	3	Horizontal	26	1.21	30.68	32.64	5.30	37.40
PK	4.824G	42.49	74.00	-31.51	0.54	3	Horizontal	26	1.21	41.95	32.64	5.30	37.40

2.4-2.4835GHz\_802.11b\_Nss1,(1Mbps)\_4TX

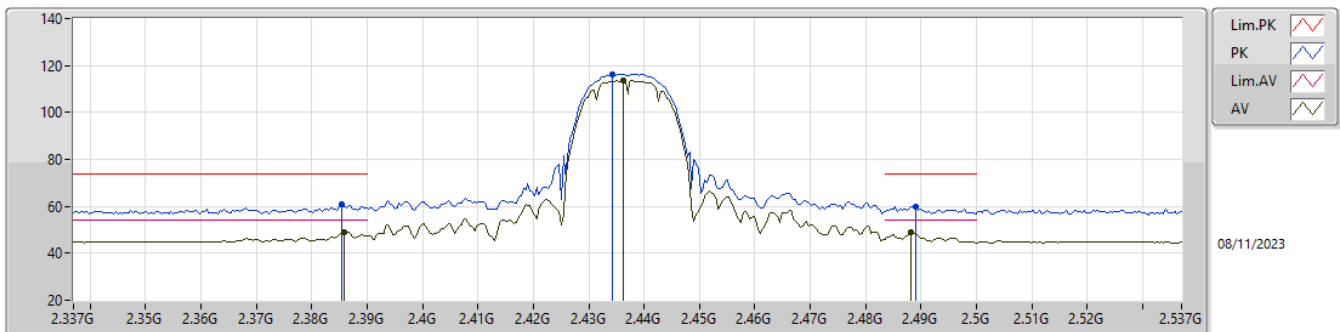
2437MHz\_TX



Type	Freq (Hz)	Level (dBuV/m)	Limit (dBuV/m)	Margin (dB)	Factor (dB)	Dist (m)	Condition	Azimuth (°)	Height (m)	Raw (dBuV)	AF (dB)	CL (dB)	PA (dB)
AV	2.3866G	50.12	54.00	-3.88	31.20	3	Vertical	335	2.59	18.92	27.57	3.63	-
AV	2.4354G	113.24	Inf	-Inf	31.42	3	Vertical	335	2.59	81.82	27.75	3.67	-
AV	2.4938G	47.24	54.00	-6.76	31.52	3	Vertical	335	2.59	15.72	27.80	3.72	-
PK	2.3866G	61.35	74.00	-12.65	31.20	3	Vertical	335	2.59	30.15	27.57	3.63	-
PK	2.4342G	116.32	Inf	-Inf	31.43	3	Vertical	335	2.59	84.89	27.76	3.67	-
PK	2.4946G	59.20	74.00	-14.80	31.52	3	Vertical	335	2.59	27.68	27.80	3.72	-

2.4-2.4835GHz\_802.11b\_Nss1,(1Mbps)\_4TX

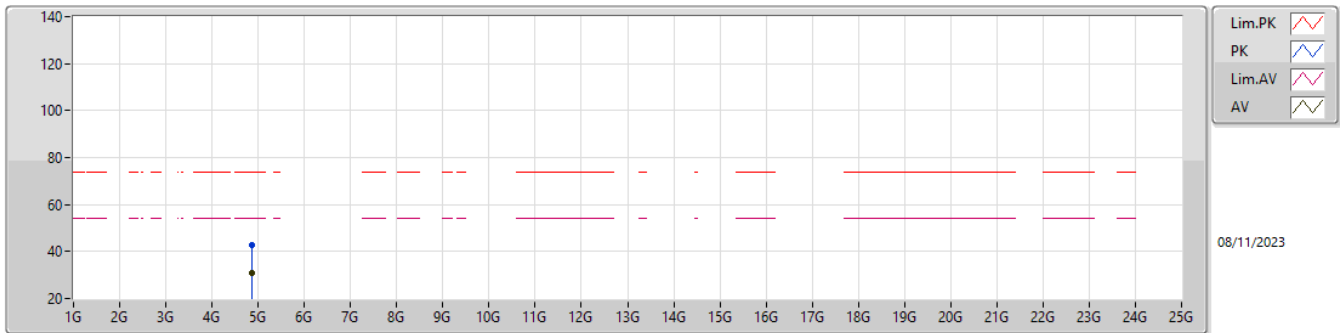
2437MHz\_TX



Type	Freq (Hz)	Level (dBuV/m)	Limit (dBuV/m)	Margin (dB)	Factor (dB)	Dist (m)	Condition	Azimuth (°)	Height (m)	Raw (dBuV)	AF (dB)	CL (dB)	PA (dB)
AV	2.3858G	49.21	54.00	-4.79	31.19	3	Horizontal	331	1.87	18.02	27.56	3.63	-
AV	2.4362G	113.49	Inf	-Inf	31.41	3	Horizontal	331	1.87	82.08	27.74	3.67	-
AV	2.4882G	48.85	54.00	-5.15	31.51	3	Horizontal	331	1.87	17.34	27.80	3.71	-
PK	2.3854G	60.81	74.00	-13.19	31.18	3	Horizontal	331	1.87	29.63	27.55	3.63	-
PK	2.4342G	116.43	Inf	-Inf	31.43	3	Horizontal	331	1.87	85.00	27.76	3.67	-
PK	2.489G	59.95	74.00	-14.05	31.51	3	Horizontal	331	1.87	28.44	27.80	3.71	-

2.4-2.4835GHz\_802.11b\_Nss1,(1Mbps)\_4TX

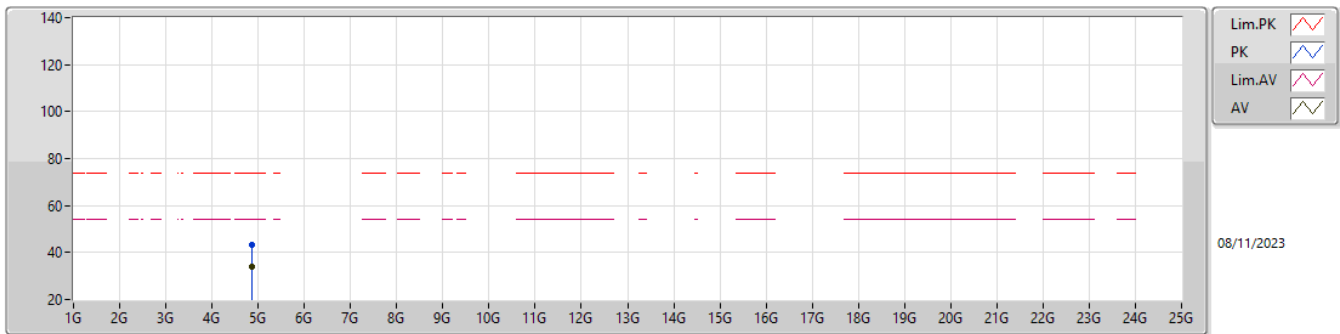
2437MHz\_TX



Type	Freq (Hz)	Level (dBuV/m)	Limit (dBuV/m)	Margin (dB)	Factor (dB)	Dist (m)	Condition	Azimuth (°)	Height (m)	Raw (dBuV)	AF (dB)	CL (dB)	PA (dB)
AV	4.874G	30.86	54.00	-23.14	0.78	3	Vertical	289	1.68	30.08	32.80	5.32	37.34
PK	4.87448G	42.88	74.00	-31.12	0.78	3	Vertical	289	1.68	42.10	32.80	5.32	37.34

2.4-2.4835GHz\_802.11b\_Nss1,(1Mbps)\_4TX

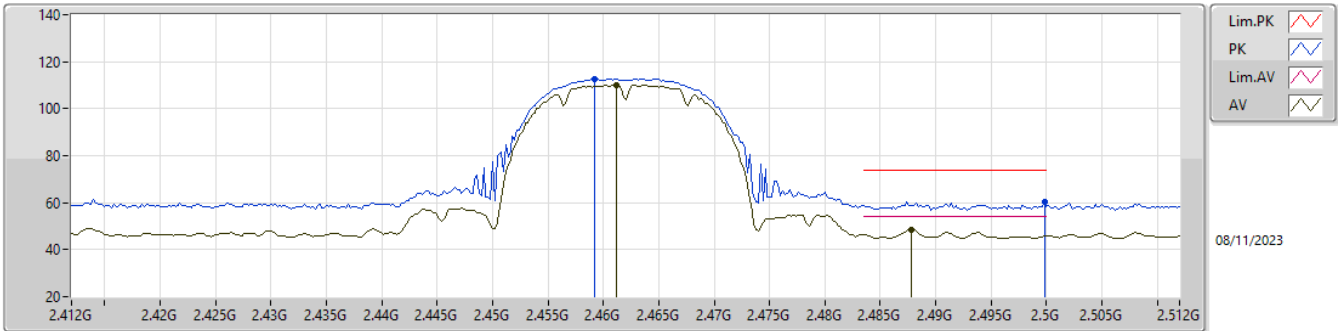
2437MHz\_TX



Type	Freq (Hz)	Level (dBuV/m)	Limit (dBuV/m)	Margin (dB)	Factor (dB)	Dist (m)	Condition	Azimuth (°)	Height (m)	Raw (dBuV)	AF (dB)	CL (dB)	PA (dB)
AV	4.874G	33.71	54.00	-20.29	0.78	3	Horizontal	332	1.77	32.93	32.80	5.32	37.34
PK	4.874G	43.51	74.00	-30.49	0.78	3	Horizontal	332	1.77	42.73	32.80	5.32	37.34

2.4-2.4835GHz\_802.11b\_Nss1,(1Mbps)\_4TX

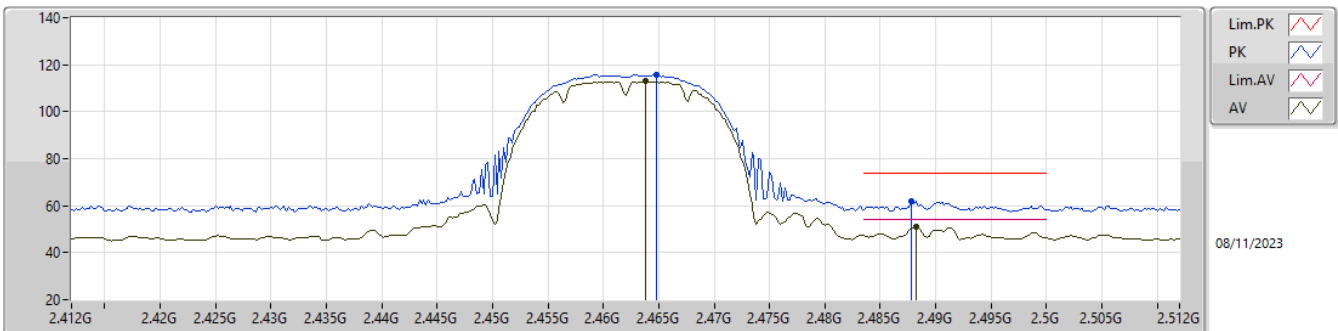
2462MHz\_TX



Type	Freq (Hz)	Level (dBuV/m)	Limit (dBuV/m)	Margin (dB)	Factor (dB)	Dist (m)	Condition	Azimuth (°)	Height (m)	Raw (dBuV)	AF (dB)	CL (dB)	PA (dB)
AV	2.4612G	109.92	Inf	-Inf	31.30	3	Vertical	17	2.06	78.62	27.61	3.69	-
AV	2.4878G	48.55	54.00	-5.45	31.51	3	Vertical	17	2.06	17.04	27.80	3.71	-
PK	2.4592G	112.79	Inf	-Inf	31.30	3	Vertical	17	2.06	81.49	27.61	3.69	-
PK	2.4998G	60.56	74.00	-13.44	31.52	3	Vertical	17	2.06	29.04	27.80	3.72	-

2.4-2.4835GHz\_802.11b\_Nss1,(1Mbps)\_4TX

2462MHz\_TX

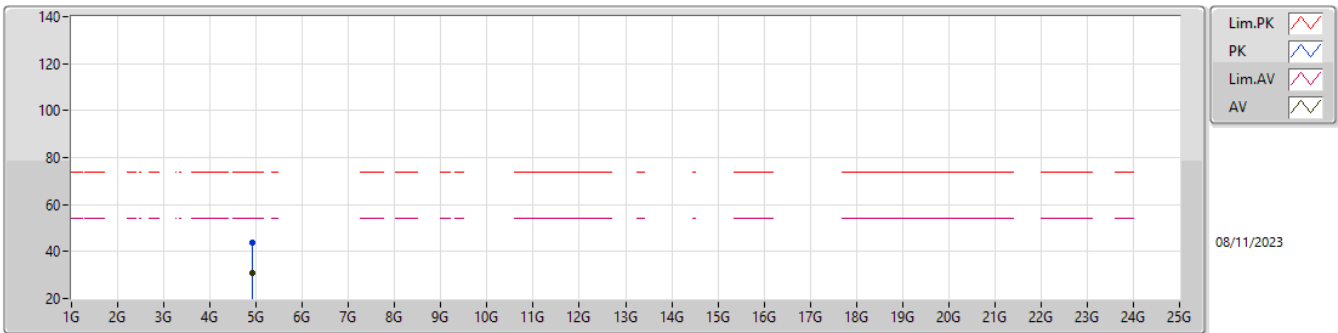


Type	Freq (Hz)	Level (dBuV/m)	Limit (dBuV/m)	Margin (dB)	Factor (dB)	Dist (m)	Condition	Azimuth (°)	Height (m)	Raw (dBuV)	AF (dB)	CL (dB)	PA (dB)
AV	2.4638G	112.87	Inf	-Inf	31.33	3	Horizontal	330	1.83	81.54	27.64	3.69	-
AV	2.4882G	51.10	54.00	-2.90	31.51	3	Horizontal	330	1.83	19.59	27.80	3.71	-
PK	2.4648G	115.79	Inf	-Inf	31.34	3	Horizontal	330	1.83	84.45	27.65	3.69	-
PK	2.4878G	61.92	74.00	-12.08	31.51	3	Horizontal	330	1.83	30.41	27.80	3.71	-



2.4-2.4835GHz\_802.11b\_Nss1,(1Mbps)\_4TX

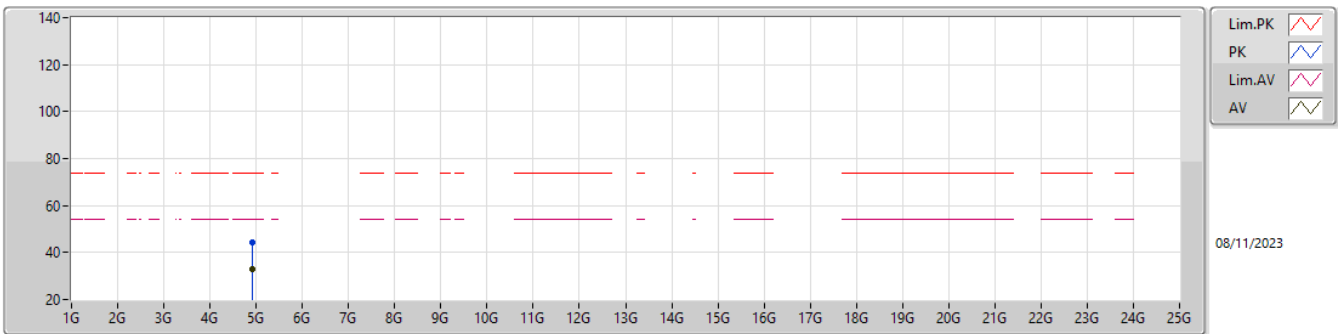
2462MHz\_TX



Type	Freq (Hz)	Level (dBuV/m)	Limit (dBuV/m)	Margin (dB)	Factor (dB)	Dist (m)	Condition	Azimuth (°)	Height (m)	Raw (dBuV)	AF (dB)	CL (dB)	PA (dB)
AV	4.92404G	30.84	54.00	-23.16	1.00	3	Vertical	22	1.43	29.84	32.94	5.35	37.29
PK	4.92428G	43.79	74.00	-30.21	1.02	3	Vertical	22	1.43	42.77	32.95	5.35	37.28

2.4-2.4835GHz\_802.11b\_Nss1,(1Mbps)\_4TX

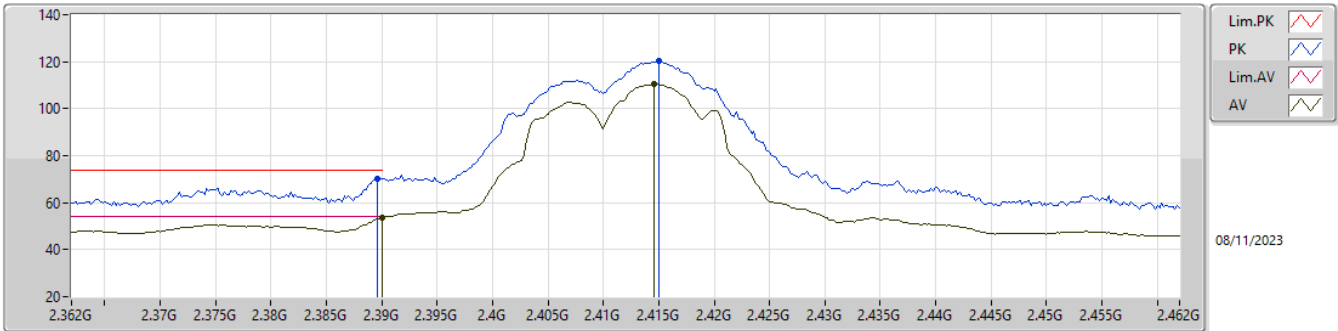
2462MHz\_TX



Type	Freq (Hz)	Level (dBuV/m)	Limit (dBuV/m)	Margin (dB)	Factor (dB)	Dist (m)	Condition	Azimuth (°)	Height (m)	Raw (dBuV)	AF (dB)	CL (dB)	PA (dB)
AV	4.92404G	33.10	54.00	-20.90	1.00	3	Horizontal	57	1.90	32.10	32.94	5.35	37.29
PK	4.92376G	44.14	74.00	-29.86	1.00	3	Horizontal	57	1.90	43.14	32.94	5.35	37.29

2.4-2.4835GHz\_802.11g\_Nss1,(6Mbps)\_4TX

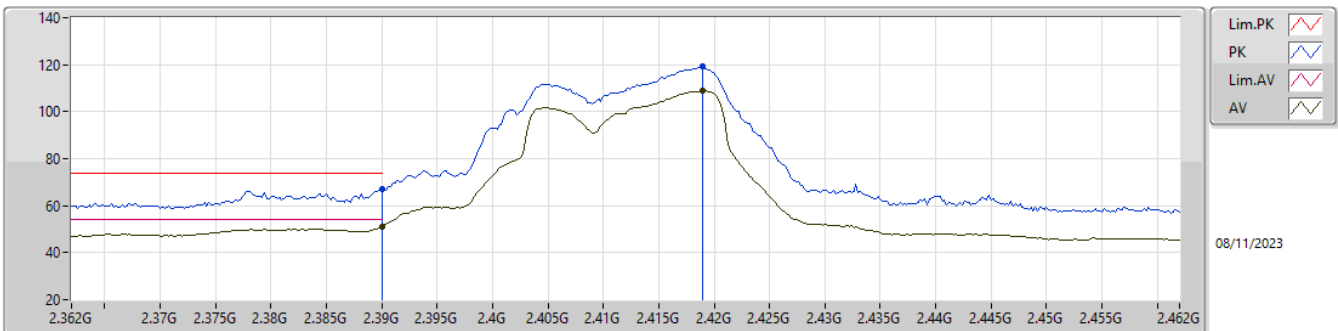
2412MHz\_TX



Type	Freq (Hz)	Level (dBuV/m)	Limit (dBuV/m)	Margin (dB)	Factor (dB)	Dist (m)	Condition	Azimuth (°)	Height (m)	Raw (dBuV)	AF (dB)	CL (dB)	PA (dB)
AV	2.39G	53.71	54.00	-0.29	31.23	3	Vertical	345	1.73	22.48	27.60	3.63	-
AV	2.4146G	110.52	Inf	-Inf	31.35	3	Vertical	345	1.73	79.17	27.70	3.65	-
PK	2.3896G	70.34	74.00	-3.66	31.23	3	Vertical	345	1.73	39.11	27.60	3.63	-
PK	2.415G	120.58	Inf	-Inf	31.35	3	Vertical	345	1.73	89.23	27.70	3.65	-

2.4-2.4835GHz\_802.11g\_Nss1,(6Mbps)\_4TX

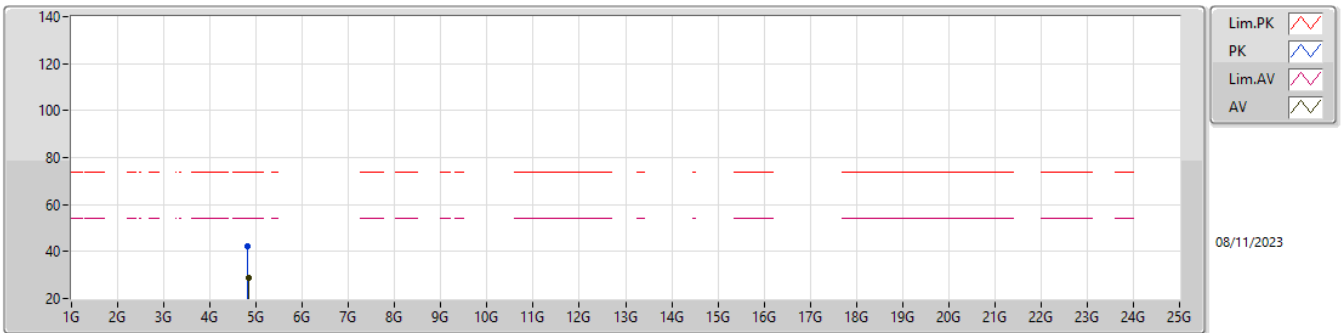
2412MHz\_TX



Type	Freq (Hz)	Level (dBuV/m)	Limit (dBuV/m)	Margin (dB)	Factor (dB)	Dist (m)	Condition	Azimuth (°)	Height (m)	Raw (dBuV)	AF (dB)	CL (dB)	PA (dB)
AV	2.39G	51.11	54.00	-2.89	31.23	3	Horizontal	42	2.12	19.88	27.60	3.63	-
AV	2.419G	108.92	Inf	-Inf	31.36	3	Horizontal	42	2.12	77.56	27.70	3.66	-
PK	2.39G	67.05	74.00	-6.95	31.23	3	Horizontal	42	2.12	35.82	27.60	3.63	-
PK	2.419G	119.11	Inf	-Inf	31.36	3	Horizontal	42	2.12	87.75	27.70	3.66	-

2.4-2.4835GHz\_802.11g\_Nss1,(6Mbps)\_4TX

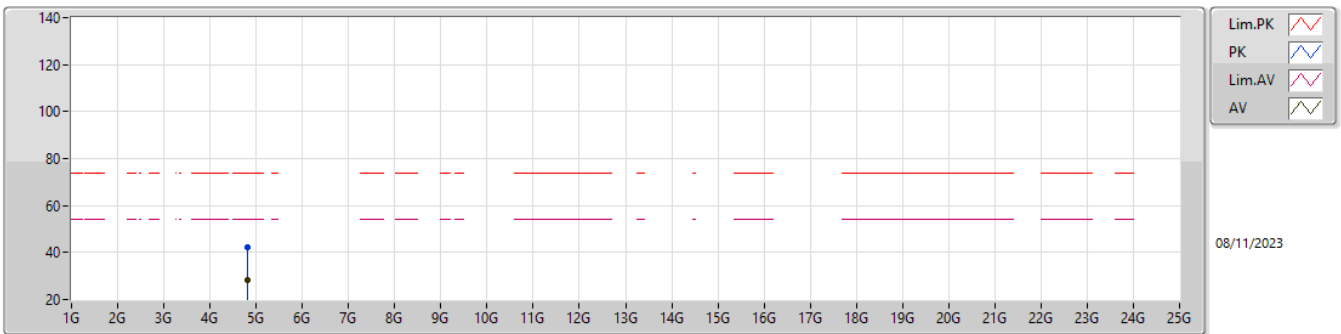
2412MHz\_TX



Type	Freq (Hz)	Level (dBuV/m)	Limit (dBuV/m)	Margin (dB)	Factor (dB)	Dist (m)	Condition	Azimuth (°)	Height (m)	Raw (dBuV)	AF (dB)	CL (dB)	PA (dB)
AV	4.83792G	28.63	54.00	-25.37	0.66	3	Vertical	188	2.43	27.97	32.73	5.31	37.38
PK	4.81962G	42.11	74.00	-31.89	0.52	3	Vertical	188	2.43	41.59	32.62	5.30	37.40

2.4-2.4835GHz\_802.11g\_Nss1,(6Mbps)\_4TX

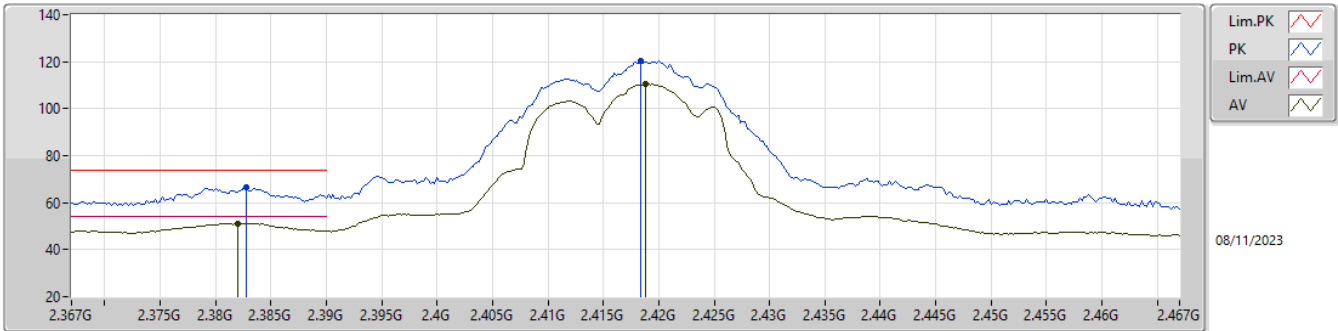
2412MHz\_TX



Type	Freq (Hz)	Level (dBuV/m)	Limit (dBuV/m)	Margin (dB)	Factor (dB)	Dist (m)	Condition	Azimuth (°)	Height (m)	Raw (dBuV)	AF (dB)	CL (dB)	PA (dB)
AV	4.82076G	28.49	54.00	-25.51	0.52	3	Horizontal	241	1.50	27.97	32.62	5.30	37.40
PK	4.81044G	42.05	74.00	-31.95	0.44	3	Horizontal	241	1.50	41.61	32.56	5.29	37.41

2.4-2.4835GHz\_802.11g\_Nss1,(6Mbps)\_4TX

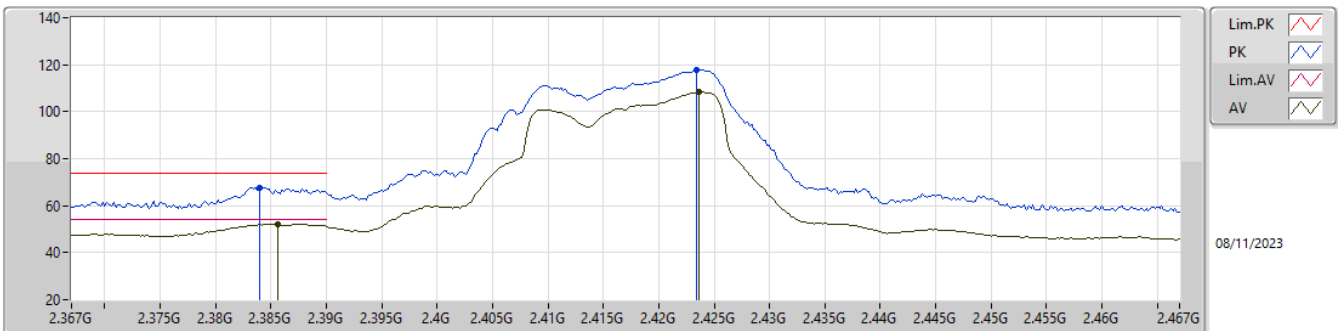
2417MHz\_TX



Type	Freq (Hz)	Level (dBuV/m)	Limit (dBuV/m)	Margin (dB)	Factor (dB)	Dist (m)	Condition	Azimuth (°)	Height (m)	Raw (dBuV)	AF (dB)	CL (dB)	PA (dB)
AV	2.382G	51.00	54.00	-3.00	31.15	3	Vertical	340	1.96	19.85	27.52	3.63	-
AV	2.4188G	110.63	Inf	-Inf	31.36	3	Vertical	340	1.96	79.27	27.70	3.66	-
PK	2.3828G	66.70	74.00	-7.30	31.16	3	Vertical	340	1.96	35.54	27.53	3.63	-
PK	2.4184G	120.23	Inf	-Inf	31.35	3	Vertical	340	1.96	88.88	27.70	3.65	-

2.4-2.4835GHz\_802.11g\_Nss1,(6Mbps)\_4TX

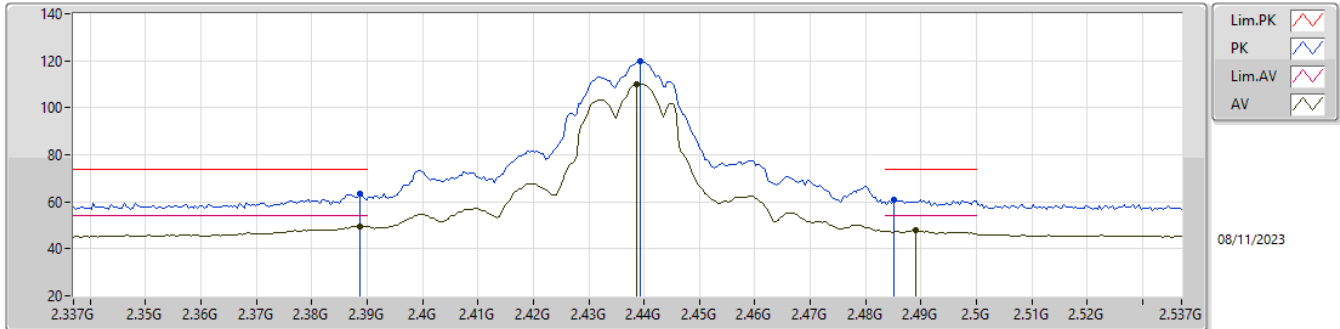
2417MHz\_TX



Type	Freq (Hz)	Level (dBuV/m)	Limit (dBuV/m)	Margin (dB)	Factor (dB)	Dist (m)	Condition	Azimuth (°)	Height (m)	Raw (dBuV)	AF (dB)	CL (dB)	PA (dB)
AV	2.3856G	52.26	54.00	-1.74	31.19	3	Horizontal	43	2.16	21.07	27.56	3.63	-
AV	2.4236G	108.24	Inf	-Inf	31.40	3	Horizontal	43	2.16	76.84	27.74	3.66	-
PK	2.384G	67.62	74.00	-6.38	31.17	3	Horizontal	43	2.16	36.45	27.54	3.63	-
PK	2.4234G	117.87	Inf	-Inf	31.39	3	Horizontal	43	2.16	86.48	27.73	3.66	-

2.4-2.4835GHz\_802.11g\_Nss1,(6Mbps)\_4TX

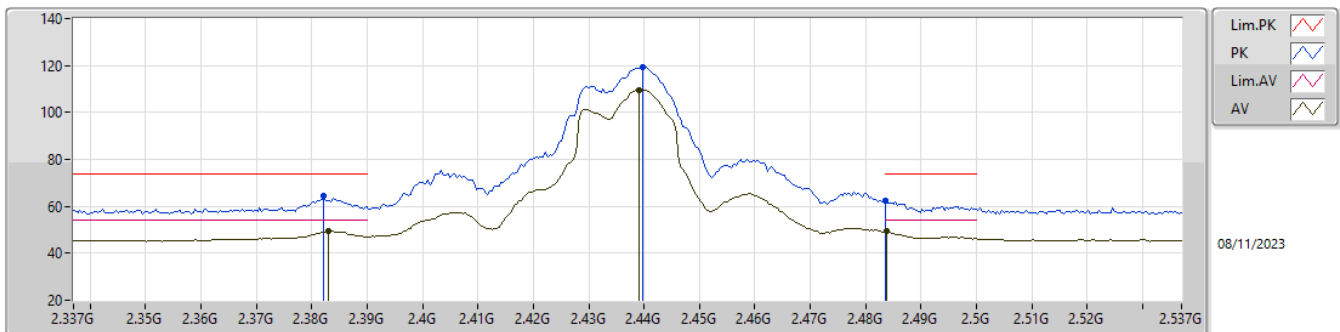
2437MHz\_TX



Type	Freq (Hz)	Level (dBuV/m)	Limit (dBuV/m)	Margin (dB)	Factor (dB)	Dist (m)	Condition	Azimuth (°)	Height (m)	Raw (dBuV)	AF (dB)	CL (dB)	PA (dB)
AV	2.3886G	49.63	54.00	-4.37	31.22	3	Vertical	342	1.87	18.41	27.59	3.63	-
AV	2.4386G	110.02	Inf	-Inf	31.38	3	Vertical	342	1.87	78.64	27.71	3.67	-
AV	2.489G	47.85	54.00	-6.15	31.51	3	Vertical	342	1.87	16.34	27.80	3.71	-
PK	2.3886G	63.37	74.00	-10.63	31.22	3	Vertical	342	1.87	32.15	27.59	3.63	-
PK	2.4394G	119.57	Inf	-Inf	31.38	3	Vertical	342	1.87	88.19	27.71	3.67	-
PK	2.485G	60.71	74.00	-13.29	31.51	3	Vertical	342	1.87	29.20	27.80	3.71	-

2.4-2.4835GHz\_802.11g\_Nss1,(6Mbps)\_4TX

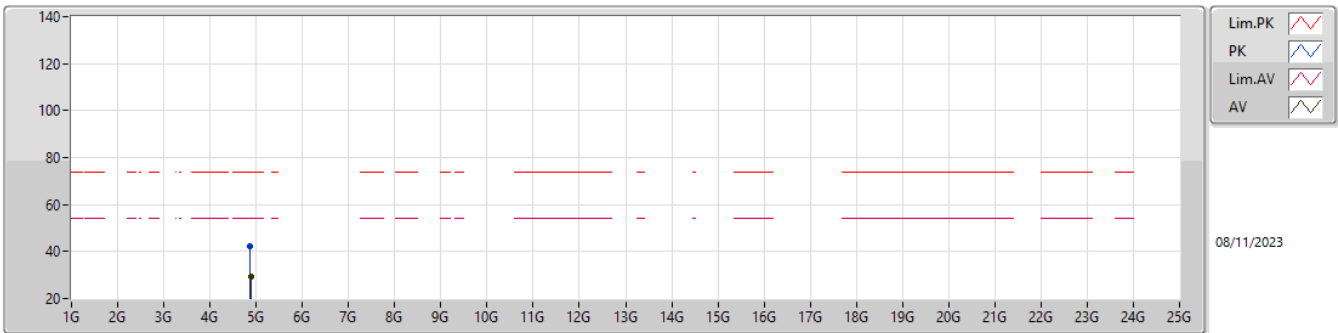
2437MHz\_TX



Type	Freq (Hz)	Level (dBuV/m)	Limit (dBuV/m)	Margin (dB)	Factor (dB)	Dist (m)	Condition	Azimuth (°)	Height (m)	Raw (dBuV)	AF (dB)	CL (dB)	PA (dB)
AV	2.383G	49.40	54.00	-4.60	31.16	3	Horizontal	329	1.50	18.24	27.53	3.63	-
AV	2.439G	109.69	Inf	-Inf	31.38	3	Horizontal	329	1.50	78.31	27.71	3.67	-
AV	2.4838G	49.28	54.00	-4.72	31.51	3	Horizontal	329	1.50	17.77	27.80	3.71	-
PK	2.3822G	64.58	74.00	-9.42	31.15	3	Horizontal	329	1.50	33.43	27.52	3.63	-
PK	2.4398G	119.35	Inf	-Inf	31.37	3	Horizontal	329	1.50	87.98	27.70	3.67	-
PK	2.4835G	62.56	74.00	-11.44	31.51	3	Horizontal	329	1.50	31.05	27.80	3.71	-

2.4-2.4835GHz\_802.11g\_Nss1,(6Mbps)\_4TX

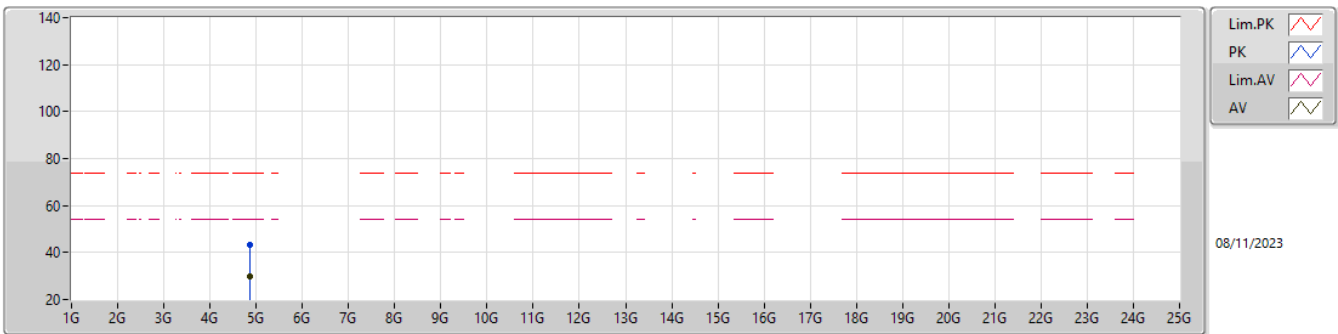
2437MHz\_TX



Type	Freq (Hz)	Level (dBuV/m)	Limit (dBuV/m)	Margin (dB)	Factor (dB)	Dist (m)	Condition	Azimuth (°)	Height (m)	Raw (dBuV)	AF (dB)	CL (dB)	PA (dB)
AV	4.87934G	29.16	54.00	-24.84	0.79	3	Vertical	102	1.65	28.37	32.80	5.33	37.34
PK	4.86662G	42.44	74.00	-31.56	0.77	3	Vertical	102	1.65	41.67	32.80	5.32	37.35

2.4-2.4835GHz\_802.11g\_Nss1,(6Mbps)\_4TX

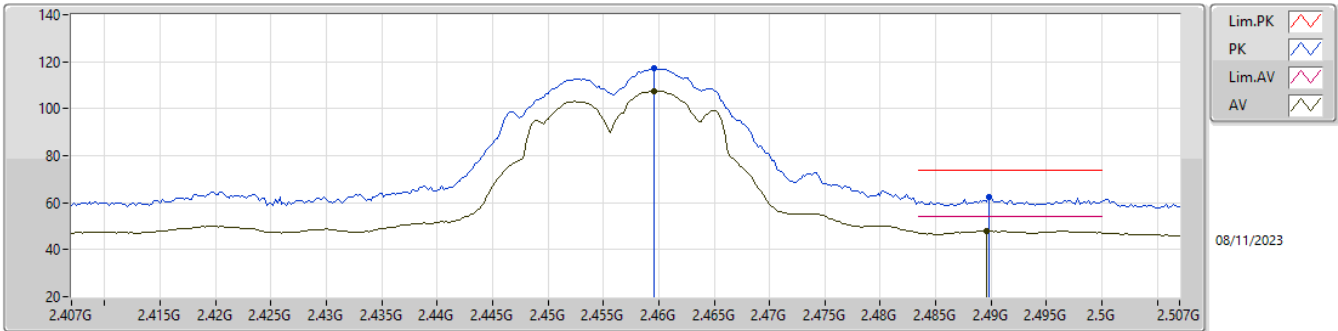
2437MHz\_TX



Type	Freq (Hz)	Level (dBuV/m)	Limit (dBuV/m)	Margin (dB)	Factor (dB)	Dist (m)	Condition	Azimuth (°)	Height (m)	Raw (dBuV)	AF (dB)	CL (dB)	PA (dB)
AV	4.86818G	30.05	54.00	-23.95	0.77	3	Horizontal	315	1.61	29.28	32.80	5.32	37.35
PK	4.86728G	43.53	74.00	-30.47	0.77	3	Horizontal	315	1.61	42.76	32.80	5.32	37.35

2.4-2.4835GHz\_802.11g\_Nss1,(6Mbps)\_4TX

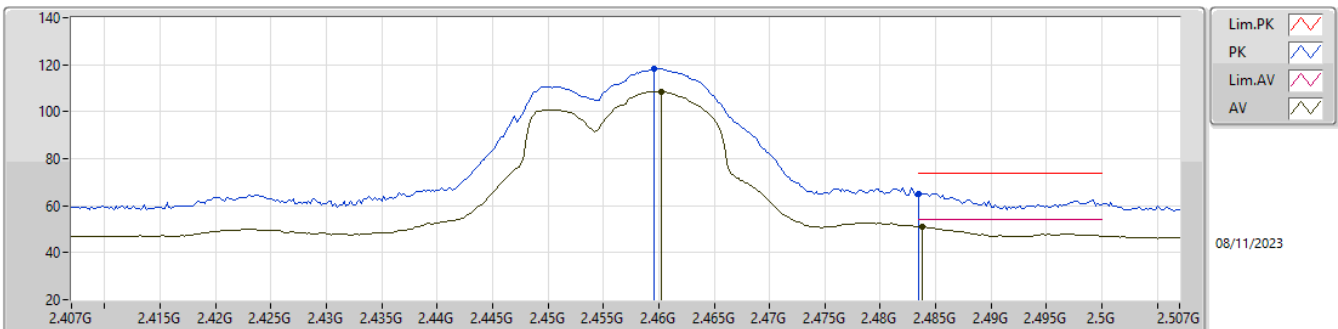
2457MHz\_TX



Type	Freq (Hz)	Level (dBuV/m)	Limit (dBuV/m)	Margin (dB)	Factor (dB)	Dist (m)	Condition	Azimuth (°)	Height (m)	Raw (dBuV)	AF (dB)	CL (dB)	PA (dB)
AV	2.4596G	107.56	Inf	-Inf	31.29	3	Vertical	344	1.61	76.27	27.60	3.69	-
AV	2.4896G	48.01	54.00	-5.99	31.51	3	Vertical	344	1.61	16.50	27.80	3.71	-
PK	2.4596G	117.48	Inf	-Inf	31.29	3	Vertical	344	1.61	86.19	27.60	3.69	-
PK	2.4898G	62.58	74.00	-11.42	31.51	3	Vertical	344	1.61	31.07	27.80	3.71	-

2.4-2.4835GHz\_802.11g\_Nss1,(6Mbps)\_4TX

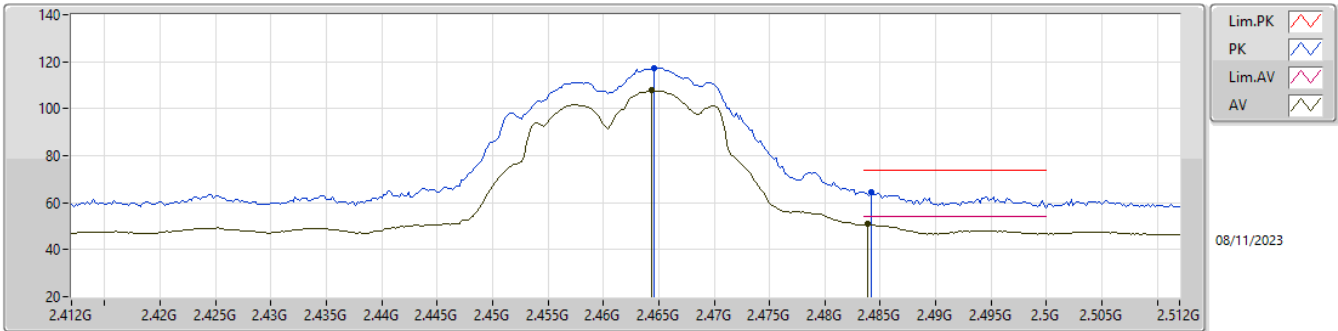
2457MHz\_TX



Type	Freq (Hz)	Level (dBuV/m)	Limit (dBuV/m)	Margin (dB)	Factor (dB)	Dist (m)	Condition	Azimuth (°)	Height (m)	Raw (dBuV)	AF (dB)	CL (dB)	PA (dB)
AV	2.4602G	108.52	Inf	-Inf	31.29	3	Horizontal	330	1.33	77.23	27.60	3.69	-
AV	2.4838G	51.00	54.00	-3.00	31.51	3	Horizontal	330	1.33	19.49	27.80	3.71	-
PK	2.4596G	118.30	Inf	-Inf	31.29	3	Horizontal	330	1.33	87.01	27.60	3.69	-
PK	2.4835G	65.19	74.00	-8.81	31.51	3	Horizontal	330	1.33	33.68	27.80	3.71	-

2.4-2.4835GHz\_802.11g\_Nss1,(6Mbps)\_4TX

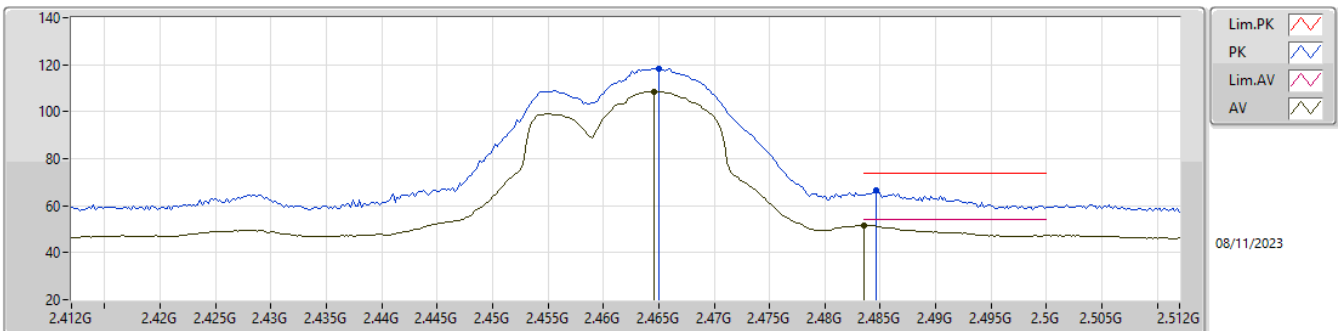
2462MHz\_TX



Type	Freq (Hz)	Level (dBuV/m)	Limit (dBuV/m)	Margin (dB)	Factor (dB)	Dist (m)	Condition	Azimuth (°)	Height (m)	Raw (dBuV)	AF (dB)	CL (dB)	PA (dB)
AV	2.4644G	107.73	Inf	-Inf	31.33	3	Vertical	343	1.82	76.40	27.64	3.69	-
AV	2.4838G	50.82	54.00	-3.18	31.51	3	Vertical	343	1.82	19.31	27.80	3.71	-
PK	2.4646G	117.39	Inf	-Inf	31.34	3	Vertical	343	1.82	86.05	27.65	3.69	-
PK	2.4842G	64.52	74.00	-9.48	31.51	3	Vertical	343	1.82	33.01	27.80	3.71	-

2.4-2.4835GHz\_802.11g\_Nss1,(6Mbps)\_4TX

2462MHz\_TX

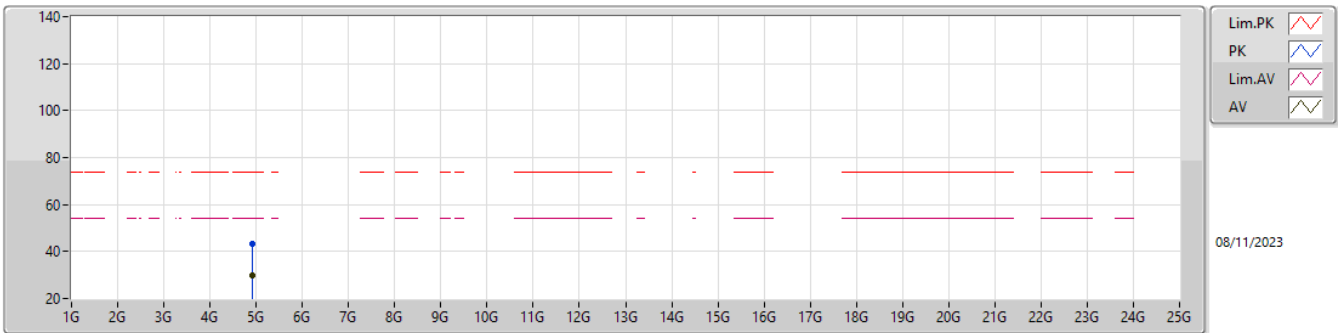


Type	Freq (Hz)	Level (dBuV/m)	Limit (dBuV/m)	Margin (dB)	Factor (dB)	Dist (m)	Condition	Azimuth (°)	Height (m)	Raw (dBuV)	AF (dB)	CL (dB)	PA (dB)
AV	2.4646G	108.68	Inf	-Inf	31.34	3	Horizontal	330	1.37	77.34	27.65	3.69	-
AV	2.4835G	51.68	54.00	-2.32	31.51	3	Horizontal	330	1.37	20.17	27.80	3.71	-
PK	2.465G	118.48	Inf	-Inf	31.34	3	Horizontal	330	1.37	87.14	27.65	3.69	-
PK	2.4846G	66.52	74.00	-7.48	31.51	3	Horizontal	330	1.37	35.01	27.80	3.71	-



2.4-2.4835GHz\_802.11g\_Nss1,(6Mbps)\_4TX

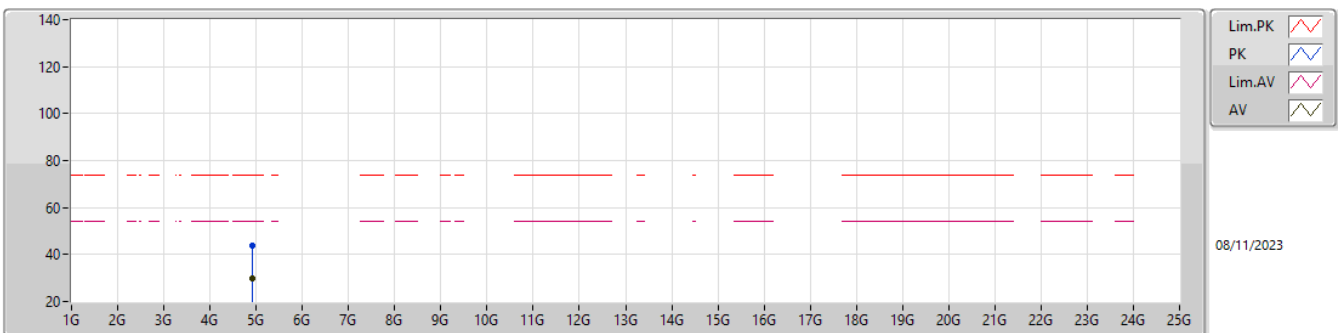
2462MHz\_TX



Type	Freq (Hz)	Level (dBuV/m)	Limit (dBuV/m)	Margin (dB)	Factor (dB)	Dist (m)	Condition	Azimuth (°)	Height (m)	Raw (dBuV)	AF (dB)	CL (dB)	PA (dB)
AV	4.91512G	29.71	54.00	-24.29	0.93	3	Vertical	194	1.50	28.78	32.89	5.34	37.30
PK	4.91224G	43.39	74.00	-30.61	0.91	3	Vertical	194	1.50	42.48	32.87	5.34	37.30

2.4-2.4835GHz\_802.11g\_Nss1,(6Mbps)\_4TX

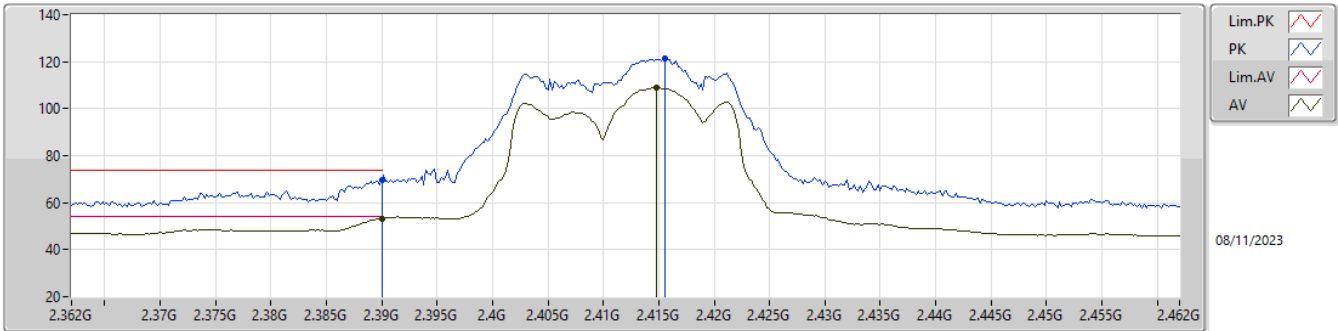
2462MHz\_TX



Type	Freq (Hz)	Level (dBuV/m)	Limit (dBuV/m)	Margin (dB)	Factor (dB)	Dist (m)	Condition	Azimuth (°)	Height (m)	Raw (dBuV)	AF (dB)	CL (dB)	PA (dB)
AV	4.91488G	29.84	54.00	-24.16	0.93	3	Horizontal	117	1.50	28.91	32.89	5.34	37.30
PK	4.91062G	43.85	74.00	-30.15	0.90	3	Horizontal	117	1.50	42.95	32.86	5.34	37.30

2.4-2.4835GHz\_802.11be EHT20\_Nss1,(MCS0)\_4TX

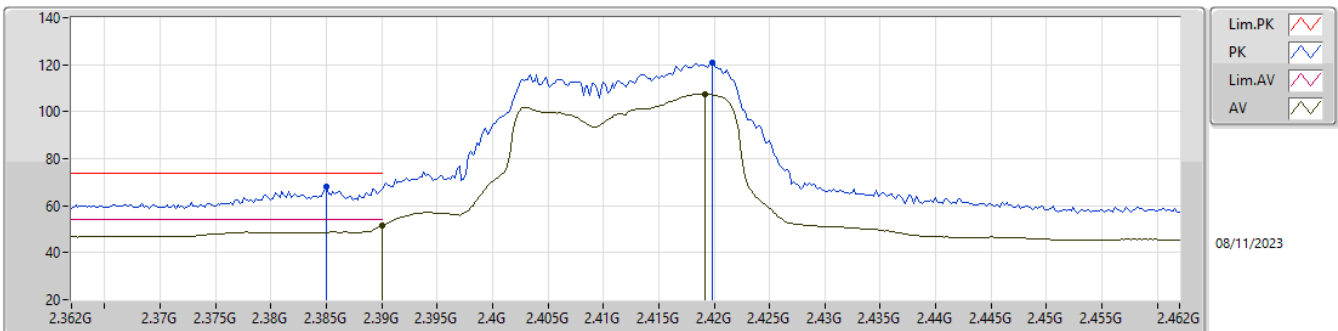
2412MHz\_TX



Type	Freq (Hz)	Level (dBuV/m)	Limit (dBuV/m)	Margin (dB)	Factor (dB)	Dist (m)	Condition	Azimuth (°)	Height (m)	Raw (dBuV)	AF (dB)	CL (dB)	PA (dB)
AV	2.39G	53.24	54.00	-0.76	31.23	3	Vertical	347	1.95	22.01	27.60	3.63	-
AV	2.4148G	108.81	Inf	-Inf	31.35	3	Vertical	347	1.95	77.46	27.70	3.65	-
PK	2.39G	69.81	74.00	-4.19	31.23	3	Vertical	347	1.95	38.58	27.60	3.63	-
PK	2.4156G	121.14	Inf	-Inf	31.35	3	Vertical	347	1.95	89.79	27.70	3.65	-

2.4-2.4835GHz\_802.11be EHT20\_Nss1,(MCS0)\_4TX

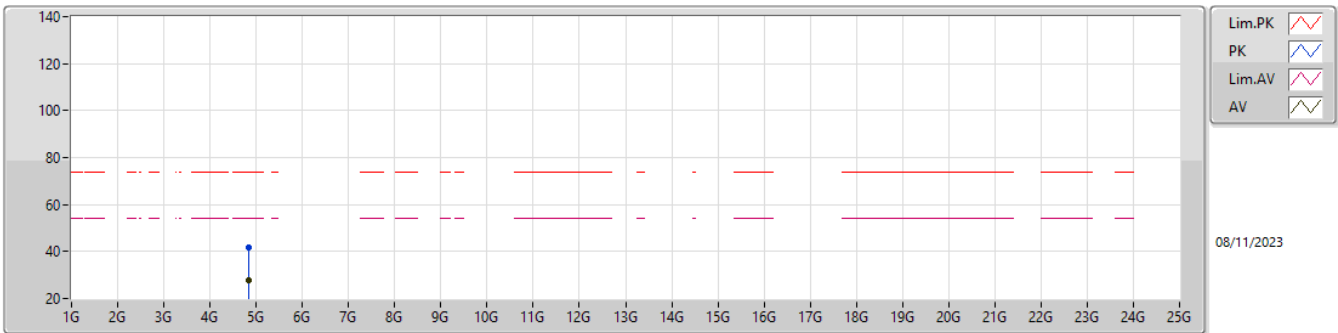
2412MHz\_TX



Type	Freq (Hz)	Level (dBuV/m)	Limit (dBuV/m)	Margin (dB)	Factor (dB)	Dist (m)	Condition	Azimuth (°)	Height (m)	Raw (dBuV)	AF (dB)	CL (dB)	PA (dB)
AV	2.39G	51.44	54.00	-2.56	31.23	3	Horizontal	45	2.12	20.21	27.60	3.63	-
AV	2.4192G	107.57	Inf	-Inf	31.36	3	Horizontal	45	2.12	76.21	27.70	3.66	-
PK	2.385G	68.34	74.00	-5.66	31.18	3	Horizontal	45	2.12	37.16	27.55	3.63	-
PK	2.4198G	121.11	Inf	-Inf	31.36	3	Horizontal	45	2.12	89.75	27.70	3.66	-

2.4-2.4835GHz\_802.11be EHT20\_Nss1,(MCS0)\_4TX

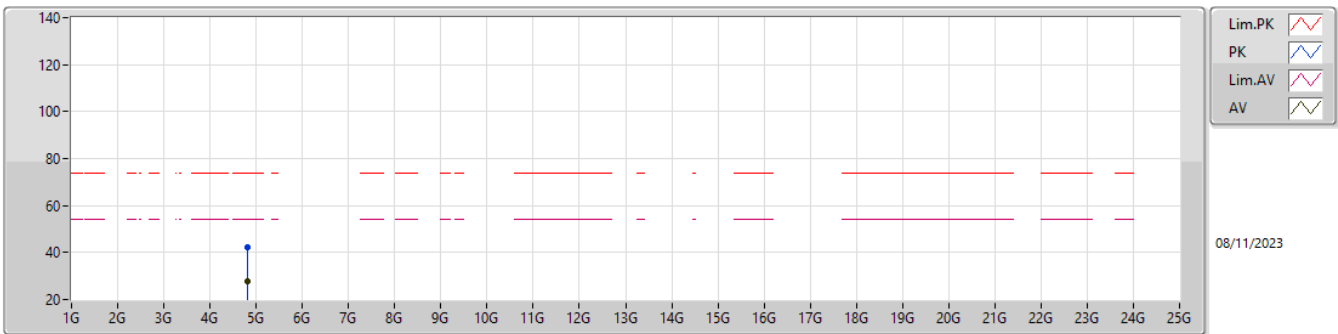
2412MHz\_TX



Type	Freq (Hz)	Level (dBuV/m)	Limit (dBuV/m)	Margin (dB)	Factor (dB)	Dist (m)	Condition	Azimuth (°)	Height (m)	Raw (dBuV)	AF (dB)	CL (dB)	PA (dB)
AV	4.83762G	27.94	54.00	-26.06	0.66	3	Vertical	93	1.50	27.28	32.73	5.31	37.38
PK	4.83258G	41.80	74.00	-32.20	0.61	3	Vertical	93	1.50	41.19	32.70	5.30	37.39

2.4-2.4835GHz\_802.11be EHT20\_Nss1,(MCS0)\_4TX

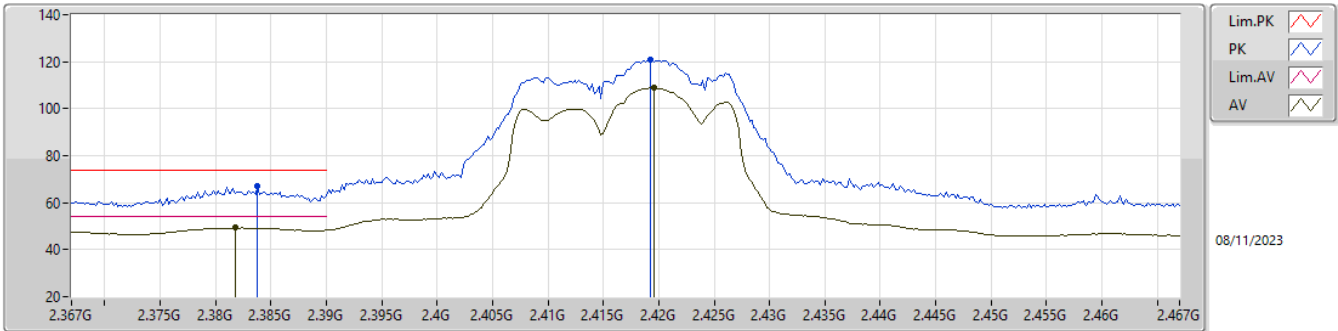
2412MHz\_TX



Type	Freq (Hz)	Level (dBuV/m)	Limit (dBuV/m)	Margin (dB)	Factor (dB)	Dist (m)	Condition	Azimuth (°)	Height (m)	Raw (dBuV)	AF (dB)	CL (dB)	PA (dB)
AV	4.82046G	27.89	54.00	-26.11	0.52	3	Horizontal	0	2.82	27.37	32.62	5.30	37.40
PK	4.82304G	42.25	74.00	-31.75	0.54	3	Horizontal	0	2.82	41.71	32.64	5.30	37.40

2.4-2.4835GHz\_802.11be EHT20\_Nss1,(MCS0)\_4TX

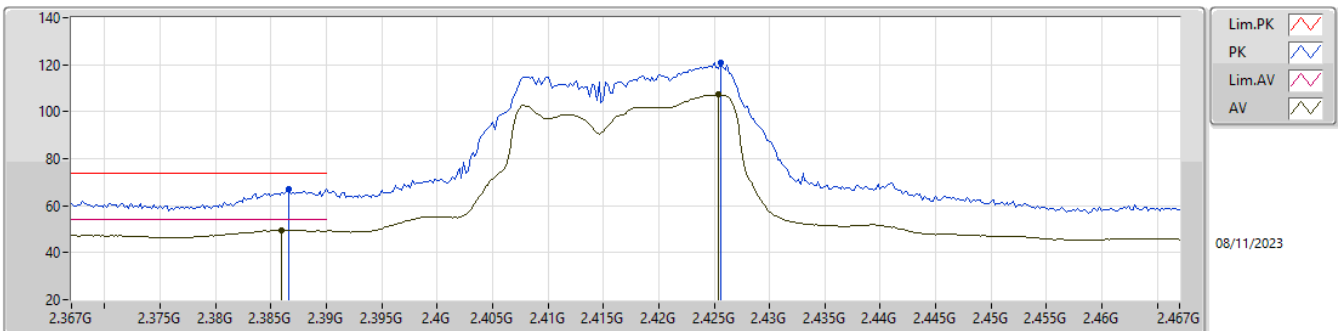
2417MHz\_TX



Type	Freq (Hz)	Level (dBuV/m)	Limit (dBuV/m)	Margin (dB)	Factor (dB)	Dist (m)	Condition	Azimuth (°)	Height (m)	Raw (dBuV)	AF (dB)	CL (dB)	PA (dB)
AV	2.3818G	49.34	54.00	-4.66	31.15	3	Vertical	345	1.95	18.19	27.52	3.63	-
AV	2.4196G	108.76	Inf	-Inf	31.36	3	Vertical	345	1.95	77.40	27.70	3.66	-
PK	2.3838G	67.05	74.00	-6.95	31.17	3	Vertical	345	1.95	35.88	27.54	3.63	-
PK	2.4192G	120.84	Inf	-Inf	31.36	3	Vertical	345	1.95	89.48	27.70	3.66	-

2.4-2.4835GHz\_802.11be EHT20\_Nss1,(MCS0)\_4TX

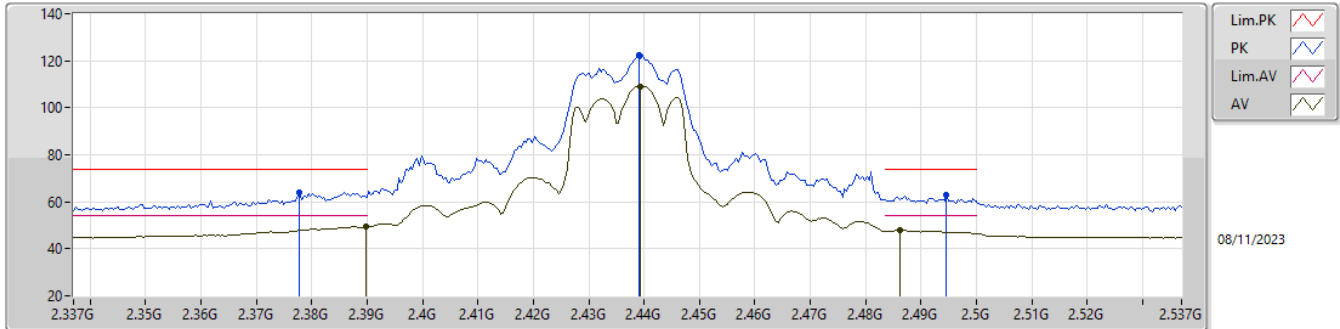
2417MHz\_TX



Type	Freq (Hz)	Level (dBuV/m)	Limit (dBuV/m)	Margin (dB)	Factor (dB)	Dist (m)	Condition	Azimuth (°)	Height (m)	Raw (dBuV)	AF (dB)	CL (dB)	PA (dB)
AV	2.386G	49.61	54.00	-4.39	31.19	3	Horizontal	49	1.77	18.42	27.56	3.63	-
AV	2.4254G	107.32	Inf	-Inf	31.41	3	Horizontal	49	1.77	75.91	27.75	3.66	-
PK	2.3866G	66.96	74.00	-7.04	31.20	3	Horizontal	49	1.77	35.76	27.57	3.63	-
PK	2.4256G	120.65	Inf	-Inf	31.42	3	Horizontal	49	1.77	89.23	27.76	3.66	-

2.4-2.4835GHz\_802.11be EHT20\_Nss1,(MCS0)\_4TX

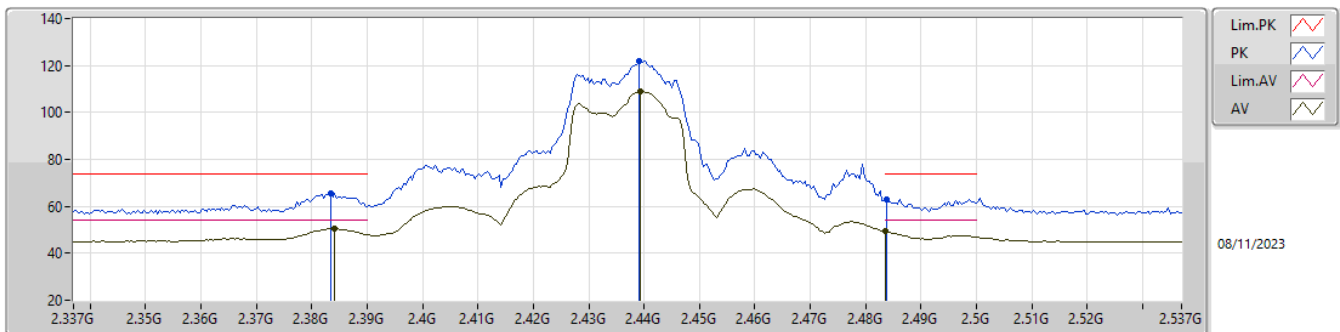
2437MHz\_TX



Type	Freq (Hz)	Level (dBuV/m)	Limit (dBuV/m)	Margin (dB)	Factor (dB)	Dist (m)	Condition	Azimuth (°)	Height (m)	Raw (dBuV)	AF (dB)	CL (dB)	PA (dB)
AV	2.3898G	49.31	54.00	-4.69	31.23	3	Vertical	344	1.67	18.08	27.60	3.63	-
AV	2.4394G	109.12	Inf	-Inf	31.38	3	Vertical	344	1.67	77.74	27.71	3.67	-
AV	2.4862G	47.79	54.00	-6.21	31.51	3	Vertical	344	1.67	16.28	27.80	3.71	-
PK	2.3778G	63.82	74.00	-10.18	31.12	3	Vertical	344	1.67	32.70	27.50	3.62	-
PK	2.439G	122.32	Inf	-Inf	31.38	3	Vertical	344	1.67	90.94	27.71	3.67	-
PK	2.4946G	63.08	74.00	-10.92	31.52	3	Vertical	344	1.67	31.56	27.80	3.72	-

2.4-2.4835GHz\_802.11be EHT20\_Nss1,(MCS0)\_4TX

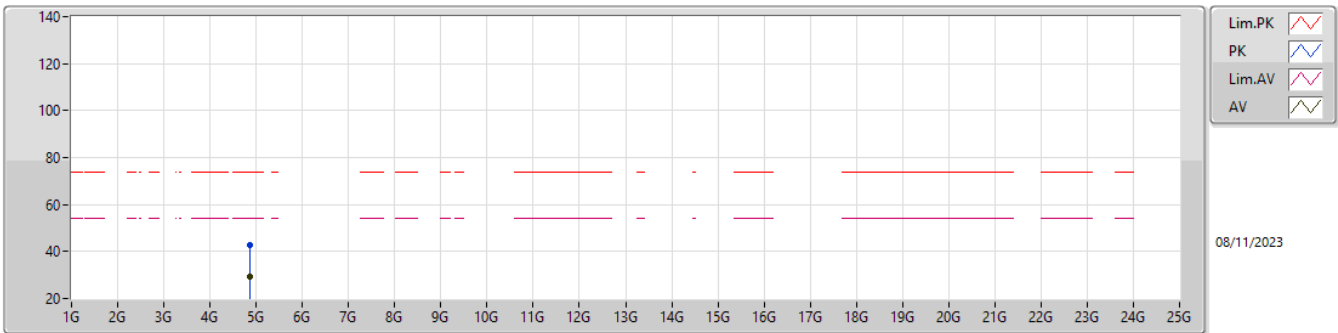
2437MHz\_TX



Type	Freq (Hz)	Level (dBuV/m)	Limit (dBuV/m)	Margin (dB)	Factor (dB)	Dist (m)	Condition	Azimuth (°)	Height (m)	Raw (dBuV)	AF (dB)	CL (dB)	PA (dB)
AV	2.3842G	50.38	54.00	-3.62	31.17	3	Horizontal	329	1.45	19.21	27.54	3.63	-
AV	2.4394G	108.97	Inf	-Inf	31.38	3	Horizontal	329	1.45	77.59	27.71	3.67	-
AV	2.4835G	49.38	54.00	-4.62	31.51	3	Horizontal	329	1.45	17.87	27.80	3.71	-
PK	2.3834G	65.69	74.00	-8.31	31.16	3	Horizontal	329	1.45	34.53	27.53	3.63	-
PK	2.439G	122.08	Inf	-Inf	31.38	3	Horizontal	329	1.45	90.70	27.71	3.67	-
PK	2.4838G	62.87	74.00	-11.13	31.51	3	Horizontal	329	1.45	31.36	27.80	3.71	-

2.4-2.4835GHz\_802.11be EHT20\_Nss1,(MCS0)\_4TX

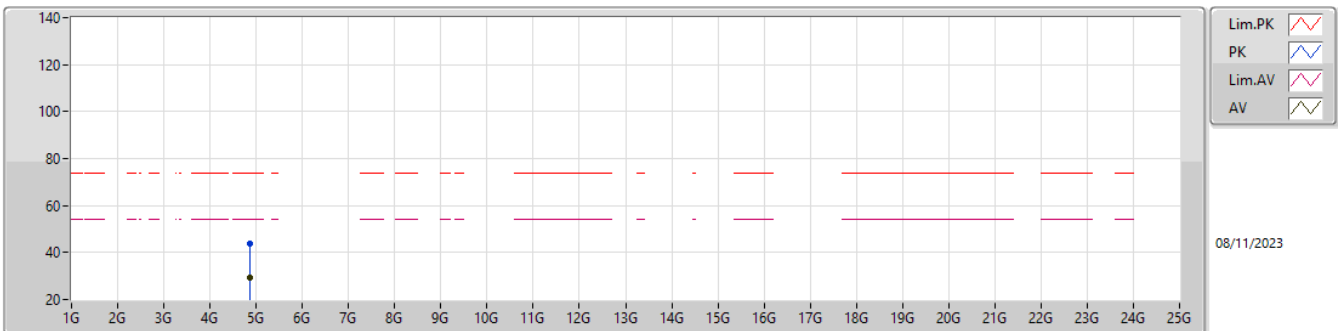
2437MHz\_TX



Type	Freq (Hz)	Level (dBuV/m)	Limit (dBuV/m)	Margin (dB)	Factor (dB)	Dist (m)	Condition	Azimuth (°)	Height (m)	Raw (dBuV)	AF (dB)	CL (dB)	PA (dB)
AV	4.8701G	29.09	54.00	-24.91	0.77	3	Vertical	313	2.56	28.32	32.80	5.32	37.35
PK	4.8686G	42.98	74.00	-31.02	0.77	3	Vertical	313	2.56	42.21	32.80	5.32	37.35

2.4-2.4835GHz\_802.11be EHT20\_Nss1,(MCS0)\_4TX

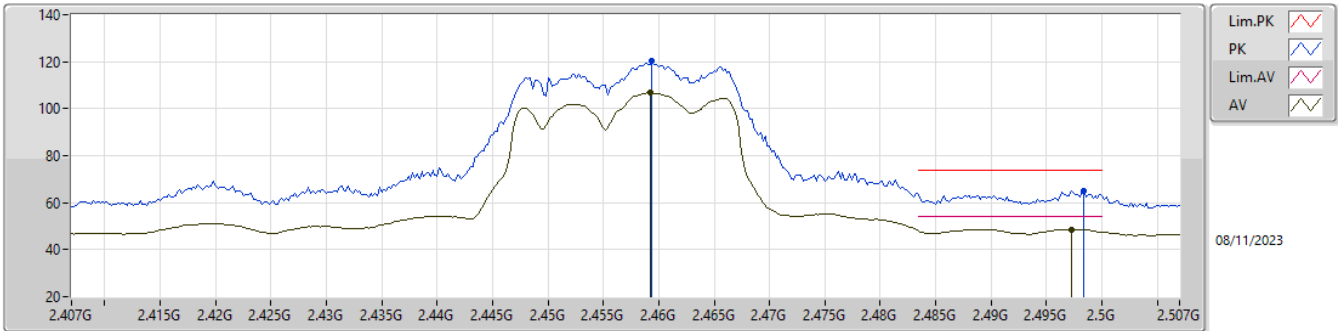
2437MHz\_TX



Type	Freq (Hz)	Level (dBuV/m)	Limit (dBuV/m)	Margin (dB)	Factor (dB)	Dist (m)	Condition	Azimuth (°)	Height (m)	Raw (dBuV)	AF (dB)	CL (dB)	PA (dB)
AV	4.8683G	29.37	54.00	-24.63	0.77	3	Horizontal	314	1.47	28.60	32.80	5.32	37.35
PK	4.859G	43.79	74.00	-30.21	0.76	3	Horizontal	314	1.47	43.03	32.80	5.32	37.36

2.4-2.4835GHz\_802.11be EHT20\_Nss1,(MCS0)\_4TX

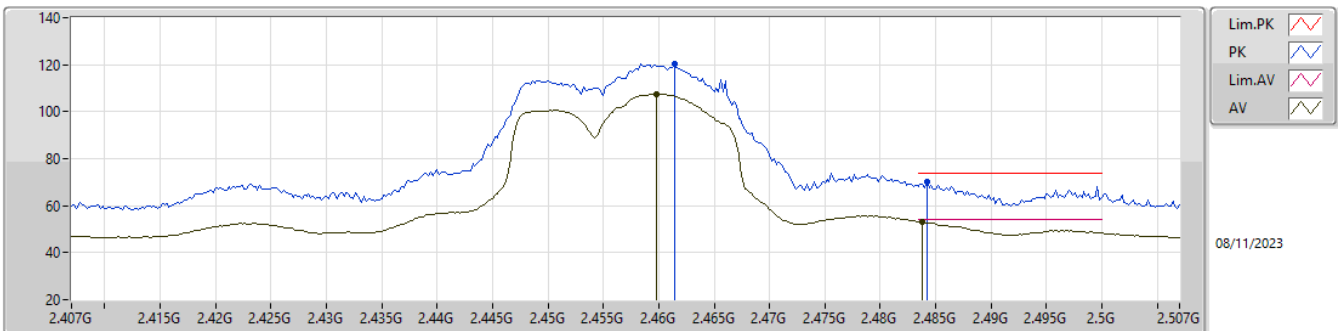
2457MHz\_TX



Type	Freq (Hz)	Level (dBuV/m)	Limit (dBuV/m)	Margin (dB)	Factor (dB)	Dist (m)	Condition	Azimuth (°)	Height (m)	Raw (dBuV)	AF (dB)	CL (dB)	PA (dB)
AV	2.4592G	106.71	Inf	-Inf	31.30	3	Vertical	342	1.92	75.41	27.61	3.69	-
AV	2.4972G	48.69	54.00	-5.31	31.52	3	Vertical	342	1.92	17.17	27.80	3.72	-
PK	2.4594G	120.11	Inf	-Inf	31.30	3	Vertical	342	1.92	88.81	27.61	3.69	-
PK	2.4984G	65.25	74.00	-8.75	31.52	3	Vertical	342	1.92	33.73	27.80	3.72	-

2.4-2.4835GHz\_802.11be EHT20\_Nss1,(MCS0)\_4TX

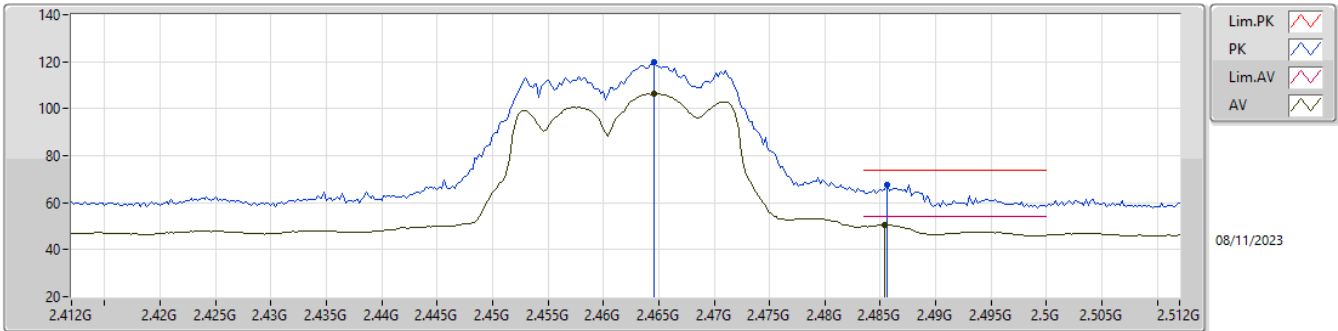
2457MHz\_TX



Type	Freq (Hz)	Level (dBuV/m)	Limit (dBuV/m)	Margin (dB)	Factor (dB)	Dist (m)	Condition	Azimuth (°)	Height (m)	Raw (dBuV)	AF (dB)	CL (dB)	PA (dB)
AV	2.4598G	107.53	Inf	-Inf	31.29	3	Horizontal	328	1.35	76.24	27.60	3.69	-
AV	2.4838G	53.12	54.00	-0.88	31.51	3	Horizontal	328	1.35	21.61	27.80	3.71	-
PK	2.4614G	120.55	Inf	-Inf	31.30	3	Horizontal	328	1.35	89.25	27.61	3.69	-
PK	2.4842G	70.01	74.00	-3.99	31.51	3	Horizontal	328	1.35	38.50	27.80	3.71	-

2.4-2.4835GHz\_802.11be EHT20\_Nss1,(MCS0)\_4TX

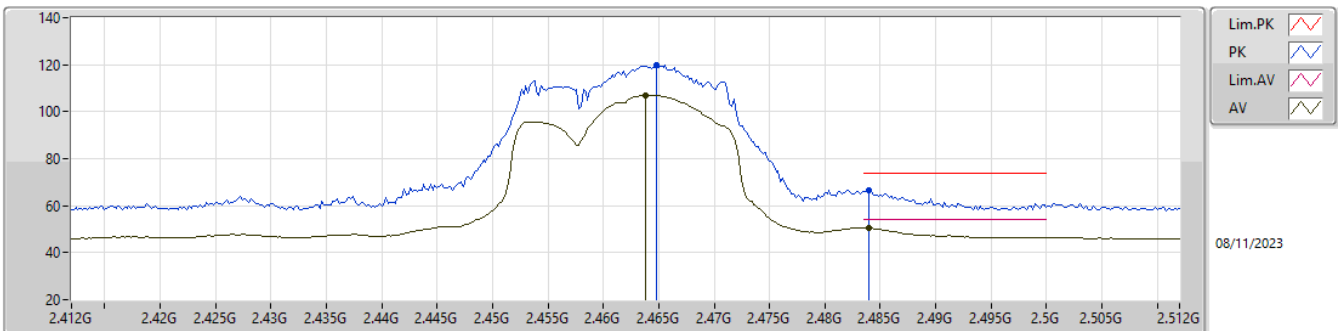
2462MHz\_TX



Type	Freq (Hz)	Level (dBuV/m)	Limit (dBuV/m)	Margin (dB)	Factor (dB)	Dist (m)	Condition	Azimuth (°)	Height (m)	Raw (dBuV)	AF (dB)	CL (dB)	PA (dB)
AV	2.4646G	106.35	Inf	-Inf	31.34	3	Vertical	343	1.81	75.01	27.65	3.69	-
AV	2.4854G	50.57	54.00	-3.43	31.51	3	Vertical	343	1.81	19.06	27.80	3.71	-
PK	2.4646G	119.57	Inf	-Inf	31.34	3	Vertical	343	1.81	88.23	27.65	3.69	-
PK	2.4856G	67.61	74.00	-6.39	31.51	3	Vertical	343	1.81	36.10	27.80	3.71	-

2.4-2.4835GHz\_802.11be EHT20\_Nss1,(MCS0)\_4TX

2462MHz\_TX

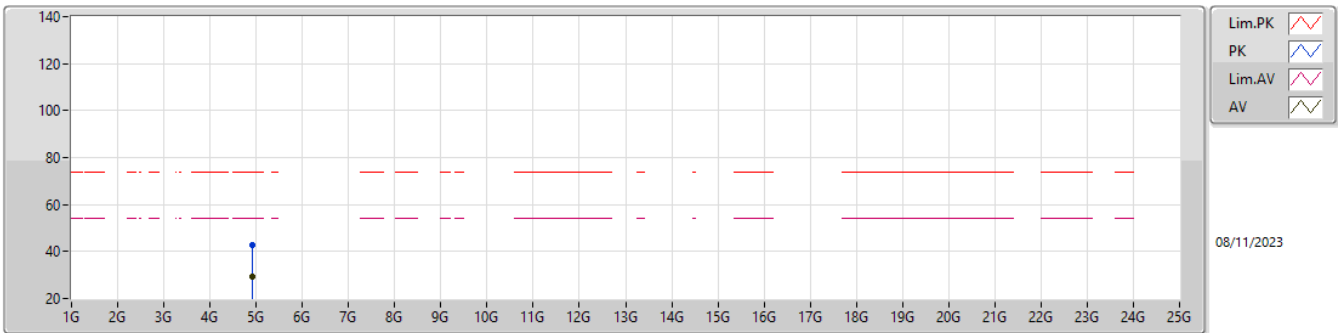


Type	Freq (Hz)	Level (dBuV/m)	Limit (dBuV/m)	Margin (dB)	Factor (dB)	Dist (m)	Condition	Azimuth (°)	Height (m)	Raw (dBuV)	AF (dB)	CL (dB)	PA (dB)
AV	2.4638G	106.96	Inf	-Inf	31.33	3	Horizontal	329	1.57	75.63	27.64	3.69	-
AV	2.484G	50.54	54.00	-3.46	31.51	3	Horizontal	329	1.57	19.03	27.80	3.71	-
PK	2.4648G	119.77	Inf	-Inf	31.34	3	Horizontal	329	1.57	88.43	27.65	3.69	-
PK	2.484G	66.70	74.00	-7.30	31.51	3	Horizontal	329	1.57	35.19	27.80	3.71	-



2.4-2.4835GHz\_802.11be EHT20\_Nss1,(MCS0)\_4TX

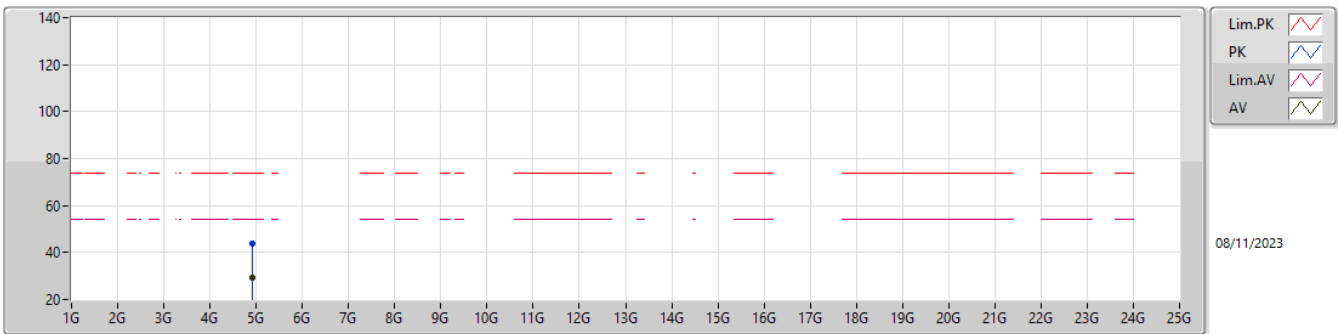
2462MHz\_TX



Type	Freq (Hz)	Level (dBuV/m)	Limit (dBuV/m)	Margin (dB)	Factor (dB)	Dist (m)	Condition	Azimuth (°)	Height (m)	Raw (dBuV)	AF (dB)	CL (dB)	PA (dB)
AV	4.91536G	29.08	54.00	-24.92	0.94	3	Vertical	227	1.50	28.14	32.89	5.34	37.29
PK	4.92826G	42.93	74.00	-31.07	1.04	3	Vertical	227	1.50	41.89	32.97	5.35	37.28

2.4-2.4835GHz\_802.11be EHT20\_Nss1,(MCS0)\_4TX

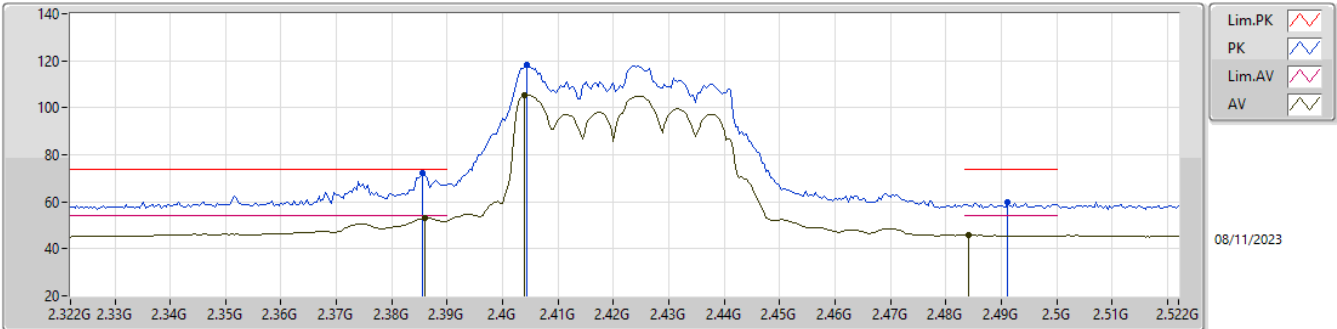
2462MHz\_TX



Type	Freq (Hz)	Level (dBuV/m)	Limit (dBuV/m)	Margin (dB)	Factor (dB)	Dist (m)	Condition	Azimuth (°)	Height (m)	Raw (dBuV)	AF (dB)	CL (dB)	PA (dB)
AV	4.91212G	29.07	54.00	-24.93	0.91	3	Horizontal	132	1.50	28.16	32.87	5.34	37.30
PK	4.9171G	43.74	74.00	-30.26	0.95	3	Horizontal	132	1.50	42.79	32.90	5.34	37.29

2.4-2.4835GHz\_802.11be EHT40\_Nss1,(MCS0)\_4TX

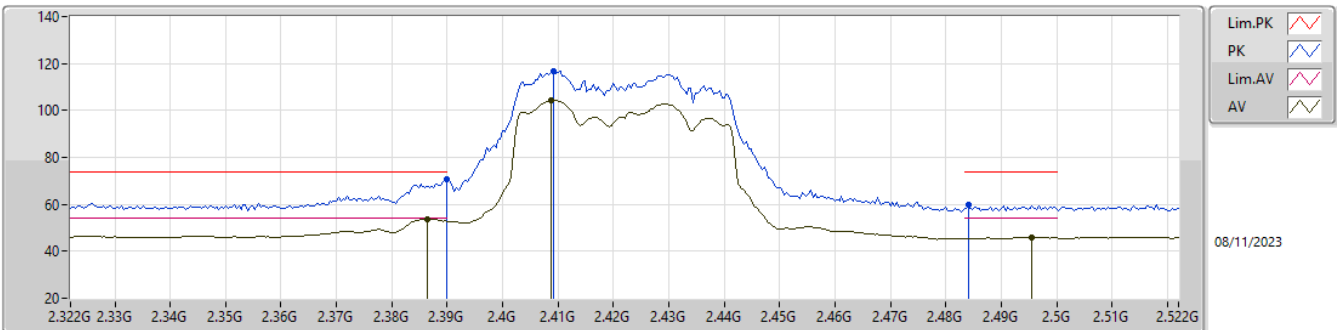
2422MHz\_TX



Type	Freq (Hz)	Level (dBuV/m)	Limit (dBuV/m)	Margin (dB)	Factor (dB)	Dist (m)	Condition	Azimuth (°)	Height (m)	Raw (dBuV)	AF (dB)	CL (dB)	PA (dB)
AV	2.386G	53.01	54.00	-0.99	31.19	3	Vertical	344	1.73	21.82	27.56	3.63	-
AV	2.404G	105.31	Inf	-Inf	31.34	3	Vertical	344	1.73	73.97	27.70	3.64	-
AV	2.484G	45.69	54.00	-8.31	31.51	3	Vertical	344	1.73	14.18	27.80	3.71	-
PK	2.3856G	72.29	74.00	-1.71	31.19	3	Vertical	344	1.73	41.10	27.56	3.63	-
PK	2.4044G	118.34	Inf	-Inf	31.34	3	Vertical	344	1.73	87.00	27.70	3.64	-
PK	2.4912G	59.91	74.00	-14.09	31.51	3	Vertical	344	1.73	28.40	27.80	3.71	-

2.4-2.4835GHz\_802.11be EHT40\_Nss1,(MCS0)\_4TX

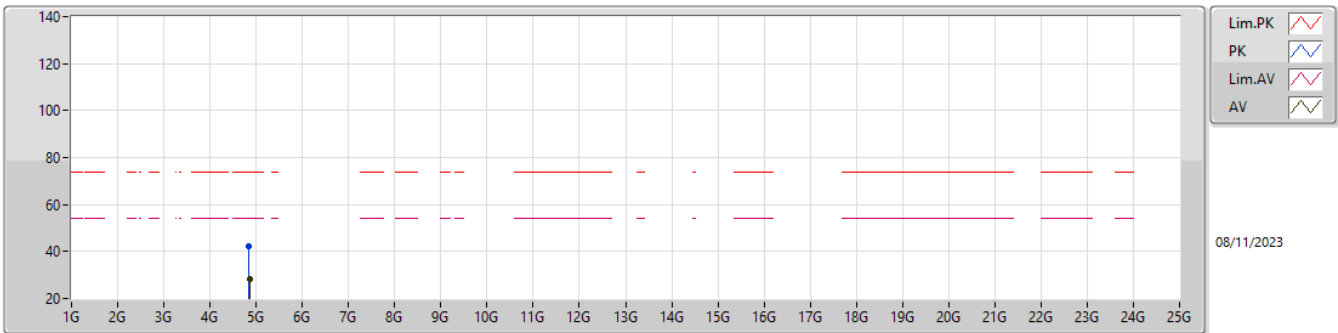
2422MHz\_TX



Type	Freq (Hz)	Level (dBuV/m)	Limit (dBuV/m)	Margin (dB)	Factor (dB)	Dist (m)	Condition	Azimuth (°)	Height (m)	Raw (dBuV)	AF (dB)	CL (dB)	PA (dB)
AV	2.3864G	53.70	54.00	-0.30	31.19	3	Horizontal	49	2.09	22.51	27.56	3.63	-
AV	2.4088G	104.21	Inf	-Inf	31.35	3	Horizontal	49	2.09	72.86	27.70	3.65	-
AV	2.4956G	46.01	54.00	-7.99	31.52	3	Horizontal	49	2.09	14.49	27.80	3.72	-
PK	2.39G	70.60	74.00	-3.40	31.23	3	Horizontal	49	2.09	39.37	27.60	3.63	-
PK	2.4092G	116.67	Inf	-Inf	31.35	3	Horizontal	49	2.09	85.32	27.70	3.65	-
PK	2.484G	59.64	74.00	-14.36	31.51	3	Horizontal	49	2.09	28.13	27.80	3.71	-

2.4-2.4835GHz\_802.11be EHT40\_Nss1,(MCS0)\_4TX

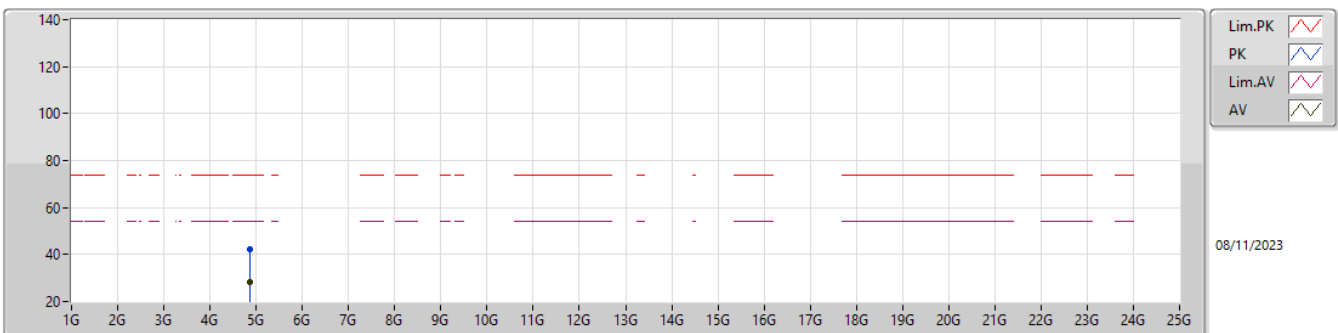
2422MHz\_TX



Type	Freq (Hz)	Level (dBuV/m)	Limit (dBuV/m)	Margin (dB)	Factor (dB)	Dist (m)	Condition	Azimuth (°)	Height (m)	Raw (dBuV)	AF (dB)	CL (dB)	PA (dB)
AV	4.85328G	28.42	54.00	-25.58	0.75	3	Vertical	67	2.94	27.67	32.80	5.31	37.36
PK	4.83744G	42.20	74.00	-31.80	0.65	3	Vertical	67	2.94	41.55	32.72	5.31	37.38

2.4-2.4835GHz\_802.11be EHT40\_Nss1,(MCS0)\_4TX

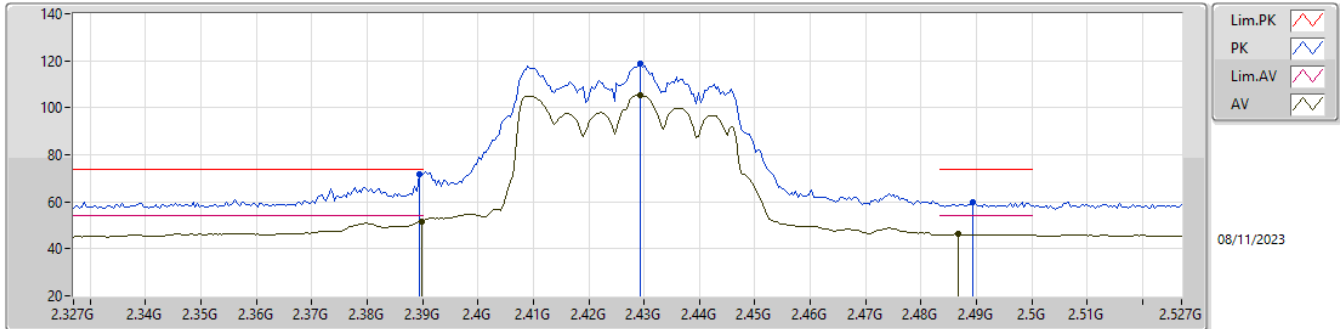
2422MHz\_TX



Type	Freq (Hz)	Level (dBuV/m)	Limit (dBuV/m)	Margin (dB)	Factor (dB)	Dist (m)	Condition	Azimuth (°)	Height (m)	Raw (dBuV)	AF (dB)	CL (dB)	PA (dB)
AV	4.8524G	28.48	54.00	-25.52	0.74	3	Horizontal	252	1.50	27.74	32.80	5.31	37.37
PK	4.8564G	42.23	74.00	-31.77	0.76	3	Horizontal	252	1.50	41.47	32.80	5.32	37.36

2.4-2.4835GHz\_802.11be EHT40\_Nss1,(MCS0)\_4TX

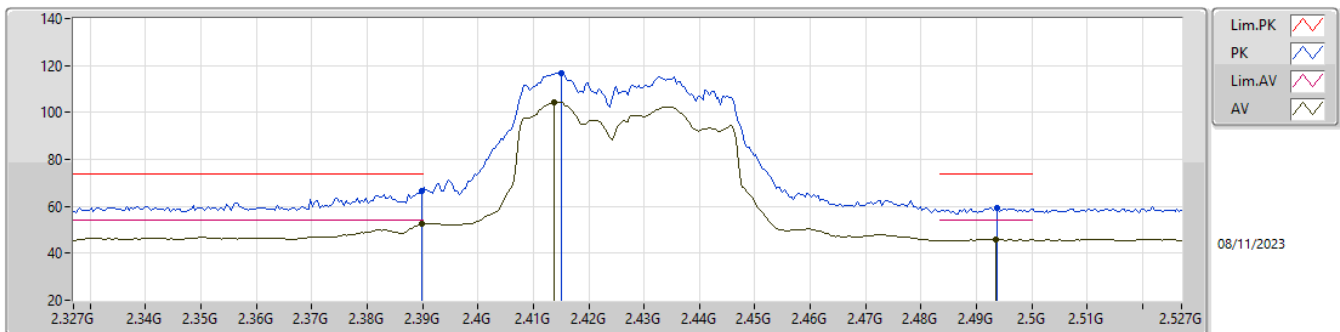
2427MHz\_TX



Type	Freq (Hz)	Level (dBuV/m)	Limit (dBuV/m)	Margin (dB)	Factor (dB)	Dist (m)	Condition	Azimuth (°)	Height (m)	Raw (dBuV)	AF (dB)	CL (dB)	PA (dB)
AV	2.3898G	51.78	54.00	-2.22	31.23	3	Vertical	342	1.97	20.55	27.60	3.63	-
AV	2.4294G	105.46	Inf	-Inf	31.45	3	Vertical	342	1.97	74.01	27.79	3.66	-
AV	2.4866G	46.19	54.00	-7.81	31.51	3	Vertical	342	1.97	14.68	27.80	3.71	-
PK	2.3894G	71.68	74.00	-2.32	31.22	3	Vertical	342	1.97	40.46	27.59	3.63	-
PK	2.4294G	119.00	Inf	-Inf	31.45	3	Vertical	342	1.97	87.55	27.79	3.66	-
PK	2.4894G	59.62	74.00	-14.38	31.51	3	Vertical	342	1.97	28.11	27.80	3.71	-

2.4-2.4835GHz\_802.11be EHT40\_Nss1,(MCS0)\_4TX

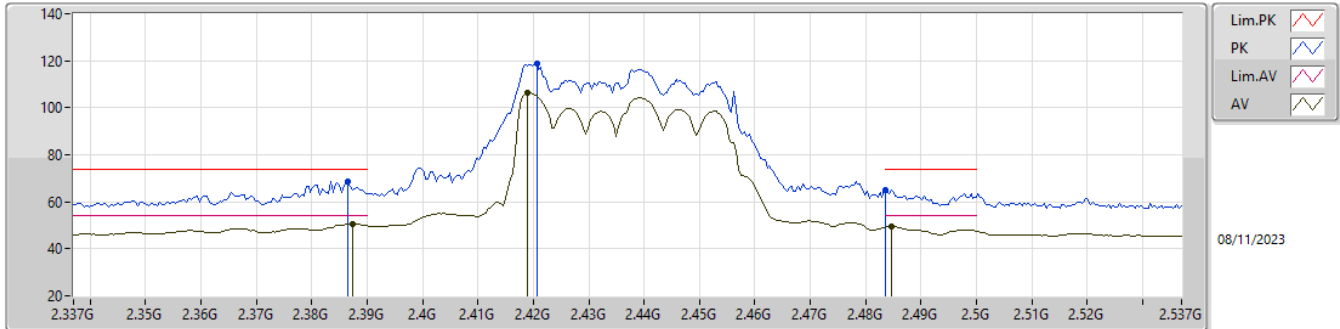
2427MHz\_TX



Type	Freq (Hz)	Level (dBuV/m)	Limit (dBuV/m)	Margin (dB)	Factor (dB)	Dist (m)	Condition	Azimuth (°)	Height (m)	Raw (dBuV)	AF (dB)	CL (dB)	PA (dB)
AV	2.3898G	52.46	54.00	-1.54	31.23	3	Horizontal	46	2.12	21.23	27.60	3.63	-
AV	2.4138G	104.27	Inf	-Inf	31.35	3	Horizontal	46	2.12	72.92	27.70	3.65	-
AV	2.4934G	45.93	54.00	-8.07	31.51	3	Horizontal	46	2.12	14.42	27.80	3.71	-
PK	2.3898G	66.53	74.00	-7.47	31.23	3	Horizontal	46	2.12	35.30	27.60	3.63	-
PK	2.415G	116.96	Inf	-Inf	31.35	3	Horizontal	46	2.12	85.61	27.70	3.65	-
PK	2.4938G	59.31	74.00	-14.69	31.52	3	Horizontal	46	2.12	27.79	27.80	3.72	-

2.4-2.4835GHz\_802.11be EHT40\_Nss1,(MCS0)\_4TX

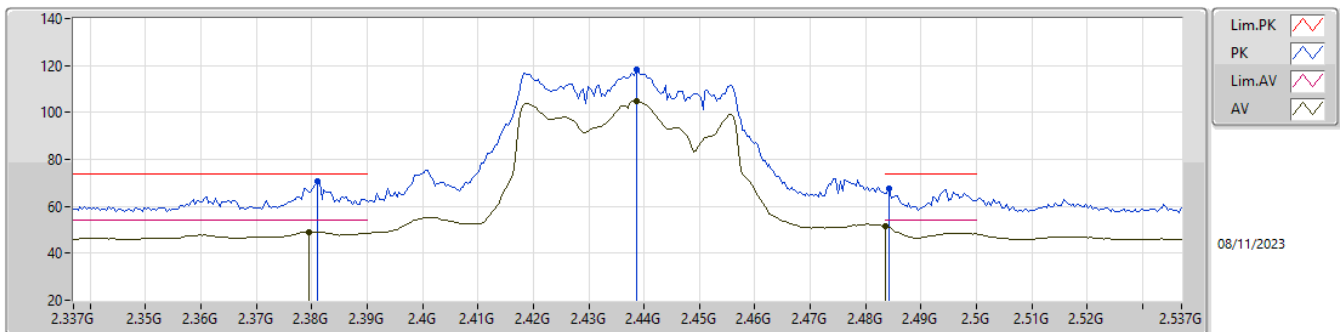
2437MHz\_TX



Type	Freq (Hz)	Level (dBuV/m)	Limit (dBuV/m)	Margin (dB)	Factor (dB)	Dist (m)	Condition	Azimuth (°)	Height (m)	Raw (dBuV)	AF (dB)	CL (dB)	PA (dB)
AV	2.3874G	50.62	54.00	-3.38	31.20	3	Vertical	342	1.75	19.42	27.57	3.63	-
AV	2.419G	106.32	Inf	-Inf	31.36	3	Vertical	342	1.75	74.96	27.70	3.66	-
AV	2.4846G	49.58	54.00	-4.42	31.51	3	Vertical	342	1.75	18.07	27.80	3.71	-
PK	2.3866G	68.64	74.00	-5.36	31.20	3	Vertical	342	1.75	37.44	27.57	3.63	-
PK	2.4206G	118.83	Inf	-Inf	31.37	3	Vertical	342	1.75	87.46	27.71	3.66	-
PK	2.4835G	64.97	74.00	-9.03	31.51	3	Vertical	342	1.75	33.46	27.80	3.71	-

2.4-2.4835GHz\_802.11be EHT40\_Nss1,(MCS0)\_4TX

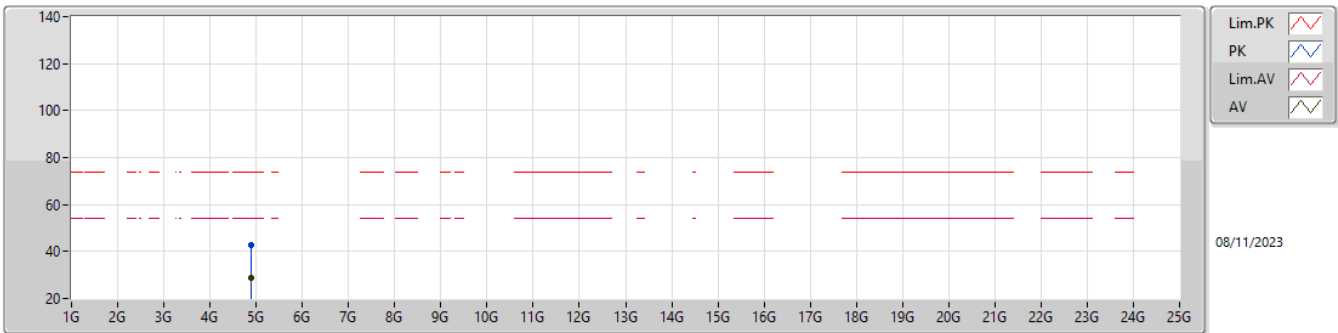
2437MHz\_TX



Type	Freq (Hz)	Level (dBuV/m)	Limit (dBuV/m)	Margin (dB)	Factor (dB)	Dist (m)	Condition	Azimuth (°)	Height (m)	Raw (dBuV)	AF (dB)	CL (dB)	PA (dB)
AV	2.3794G	49.13	54.00	-4.87	31.13	3	Horizontal	325	1.87	18.00	27.50	3.63	-
AV	2.4386G	104.82	Inf	-Inf	31.38	3	Horizontal	325	1.87	73.44	27.71	3.67	-
AV	2.4835G	51.36	54.00	-2.64	31.51	3	Horizontal	325	1.87	19.85	27.80	3.71	-
PK	2.381G	70.83	74.00	-3.17	31.14	3	Horizontal	325	1.87	39.69	27.51	3.63	-
PK	2.4386G	118.23	Inf	-Inf	31.38	3	Horizontal	325	1.87	86.85	27.71	3.67	-
PK	2.4842G	67.78	74.00	-6.22	31.51	3	Horizontal	325	1.87	36.27	27.80	3.71	-

2.4-2.4835GHz\_802.11be EHT40\_Nss1,(MCS0)\_4TX

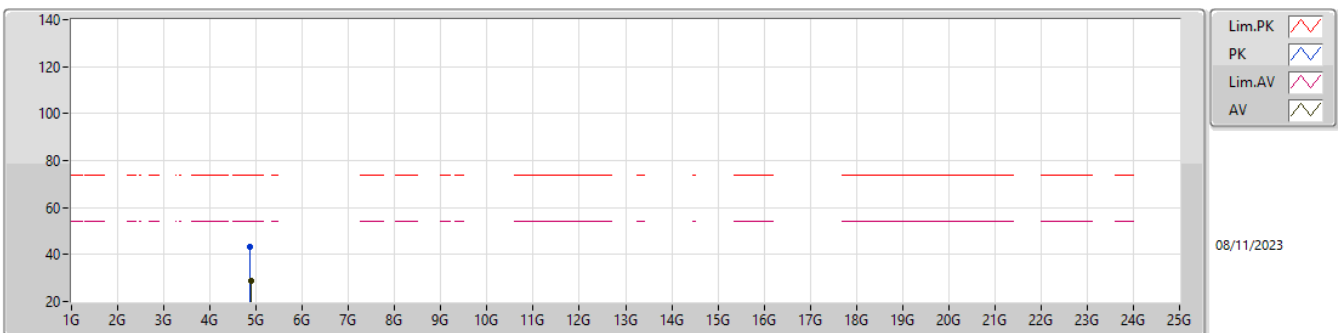
2437MHz\_TX



Type	Freq (Hz)	Level (dBuV/m)	Limit (dBuV/m)	Margin (dB)	Factor (dB)	Dist (m)	Condition	Azimuth (°)	Height (m)	Raw (dBuV)	AF (dB)	CL (dB)	PA (dB)
AV	4.88432G	28.75	54.00	-25.25	0.80	3	Vertical	18	1.50	27.95	32.80	5.33	37.33
PK	4.89152G	42.72	74.00	-31.28	0.81	3	Vertical	18	1.50	41.91	32.80	5.33	37.32

2.4-2.4835GHz\_802.11be EHT40\_Nss1,(MCS0)\_4TX

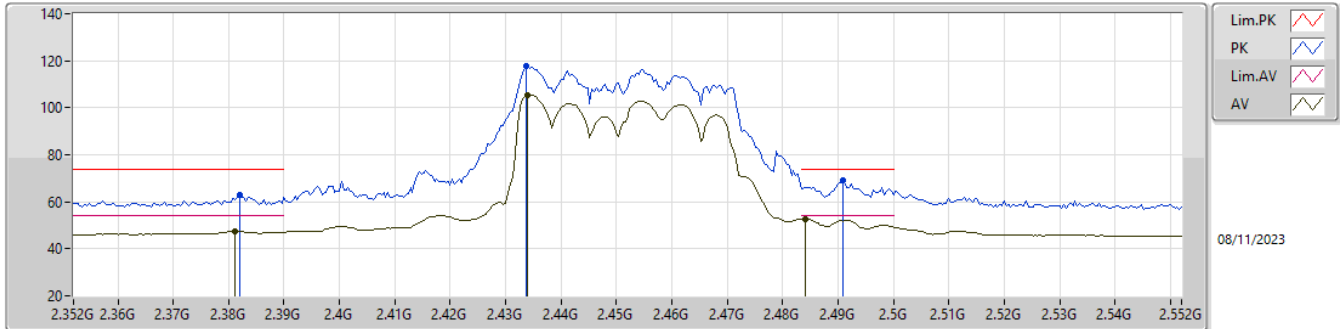
2437MHz\_TX



Type	Freq (Hz)	Level (dBuV/m)	Limit (dBuV/m)	Margin (dB)	Factor (dB)	Dist (m)	Condition	Azimuth (°)	Height (m)	Raw (dBuV)	AF (dB)	CL (dB)	PA (dB)
AV	4.88232G	28.61	54.00	-25.39	0.80	3	Horizontal	360	1.50	27.81	32.80	5.33	37.33
PK	4.85416G	43.27	74.00	-30.73	0.75	3	Horizontal	360	1.50	42.52	32.80	5.31	37.36

2.4-2.4835GHz\_802.11be EHT40\_Nss1,(MCS0)\_4TX

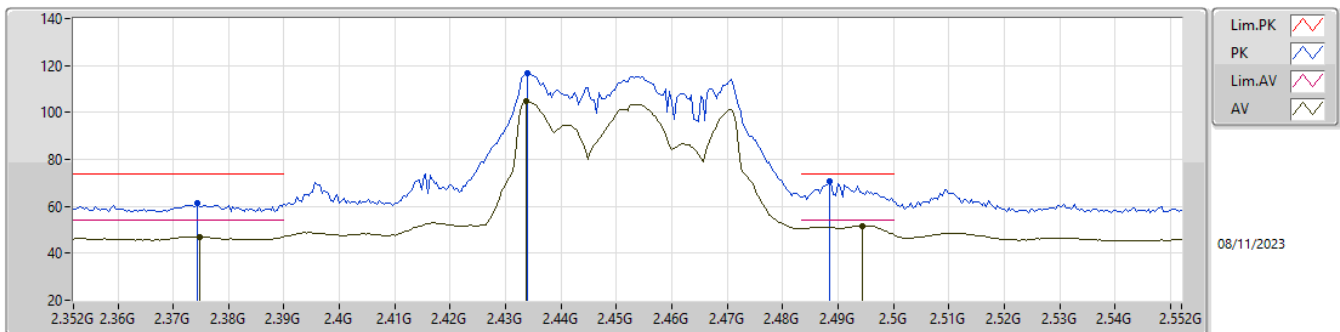
2452MHz\_TX



Type	Freq (Hz)	Level (dBuV/m)	Limit (dBuV/m)	Margin (dB)	Factor (dB)	Dist (m)	Condition	Azimuth (°)	Height (m)	Raw (dBuV)	AF (dB)	CL (dB)	PA (dB)
AV	2.3812G	47.42	54.00	-6.58	31.14	3	Vertical	346	1.98	16.28	27.51	3.63	-
AV	2.434G	105.45	Inf	-Inf	31.43	3	Vertical	346	1.98	74.02	27.76	3.67	-
AV	2.484G	52.75	54.00	-1.25	31.51	3	Vertical	346	1.98	21.24	27.80	3.71	-
PK	2.382G	63.13	74.00	-10.87	31.15	3	Vertical	346	1.98	31.98	27.52	3.63	-
PK	2.4336G	117.60	Inf	-Inf	31.43	3	Vertical	346	1.98	86.17	27.76	3.67	-
PK	2.4908G	68.88	74.00	-5.12	31.51	3	Vertical	346	1.98	37.37	27.80	3.71	-

2.4-2.4835GHz\_802.11be EHT40\_Nss1,(MCS0)\_4TX

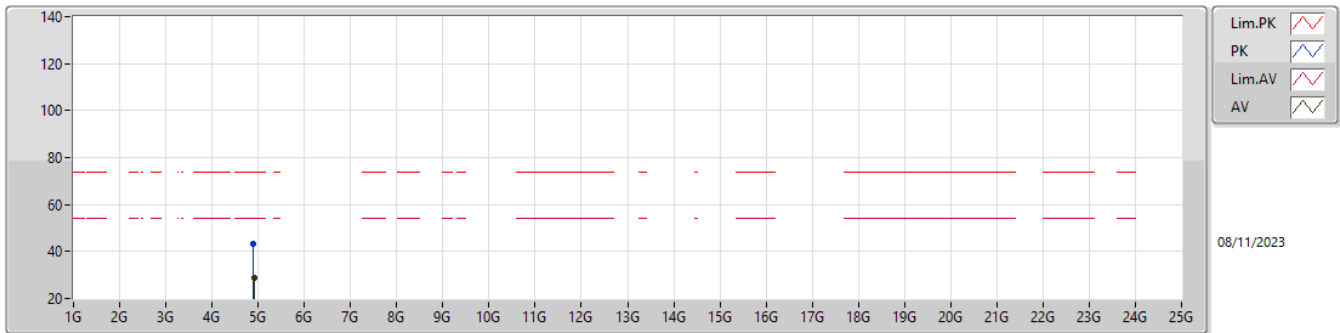
2452MHz\_TX



Type	Freq (Hz)	Level (dBuV/m)	Limit (dBuV/m)	Margin (dB)	Factor (dB)	Dist (m)	Condition	Azimuth (°)	Height (m)	Raw (dBuV)	AF (dB)	CL (dB)	PA (dB)
AV	2.3748G	47.07	54.00	-6.93	31.12	3	Horizontal	330	1.83	15.95	27.50	3.62	-
AV	2.4336G	104.71	Inf	-Inf	31.43	3	Horizontal	330	1.83	73.28	27.76	3.67	-
AV	2.4944G	51.76	54.00	-2.24	31.52	3	Horizontal	330	1.83	20.24	27.80	3.72	-
PK	2.3744G	61.49	74.00	-12.51	31.12	3	Horizontal	330	1.83	30.37	27.50	3.62	-
PK	2.434G	116.87	Inf	-Inf	31.43	3	Horizontal	330	1.83	85.44	27.76	3.67	-
PK	2.4884G	70.85	74.00	-3.15	31.51	3	Horizontal	330	1.83	39.34	27.80	3.71	-

2.4-2.4835GHz\_802.11be EHT40\_Nss1,(MCS0)\_4TX

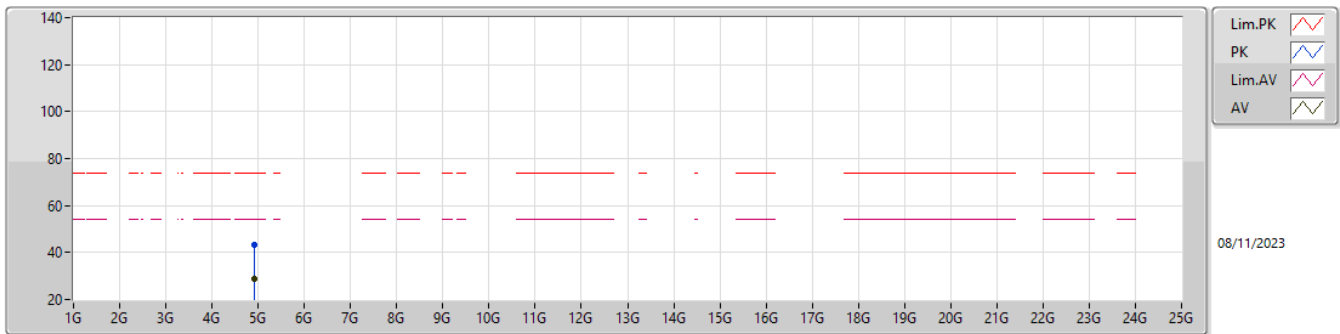
2452MHz\_TX



Type	Freq (Hz)	Level (dBuV/m)	Limit (dBuV/m)	Margin (dB)	Factor (dB)	Dist (m)	Condition	Azimuth (°)	Height (m)	Raw (dBuV)	AF (dB)	CL (dB)	PA (dB)
AV	4.91336G	29.01	54.00	-24.99	0.92	3	Vertical	132	1.50	28.09	32.88	5.34	37.30
PK	4.89688G	43.41	74.00	-30.59	0.81	3	Vertical	132	1.50	42.60	32.80	5.33	37.32

2.4-2.4835GHz\_802.11be EHT40\_Nss1,(MCS0)\_4TX

2452MHz\_TX



Type	Freq (Hz)	Level (dBuV/m)	Limit (dBuV/m)	Margin (dB)	Factor (dB)	Dist (m)	Condition	Azimuth (°)	Height (m)	Raw (dBuV)	AF (dB)	CL (dB)	PA (dB)
AV	4.91536G	28.99	54.00	-25.01	0.94	3	Horizontal	94	1.50	28.05	32.89	5.34	37.29
PK	4.91504G	43.46	74.00	-30.54	0.93	3	Horizontal	94	1.50	42.53	32.89	5.34	37.30





**Summary**

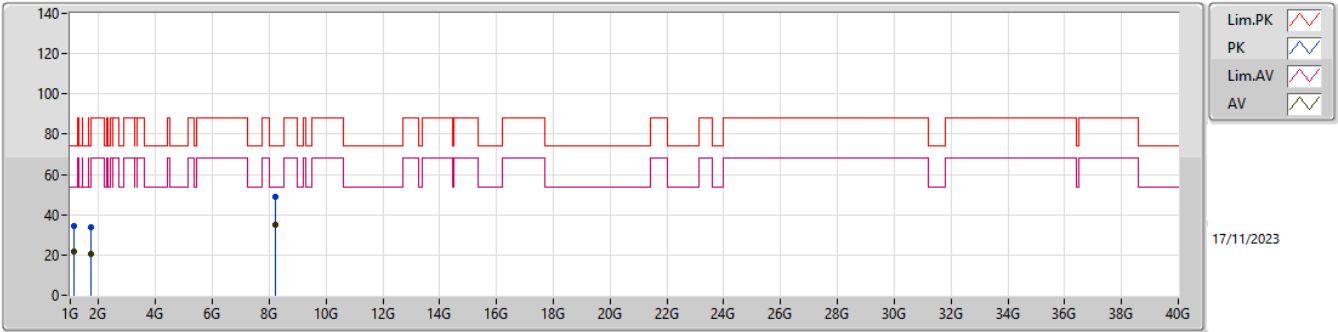
Mode	Result	Type	Freq (Hz)	Level (dBuV/m)	Limit (dBuV/m)	Margin (dB)	Condition
Mode 1	Pass	AV	8.21121G	35.18	54.00	-18.82	Vertical



Result

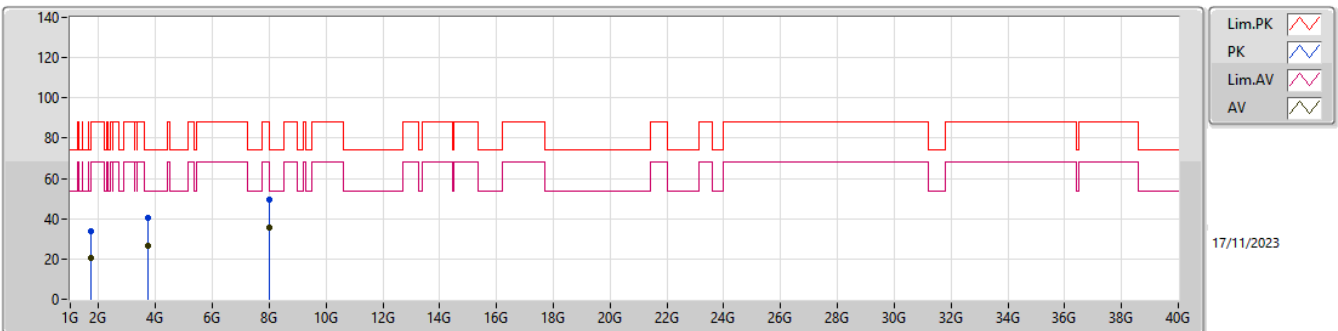
Mode	Result	Type	Freq (Hz)	Level (dBuV/m)	Limit (dBuV/m)	Margin (dB)	Dist (m)	Condition	Azimuth (°)	Height (m)
Mode 1	Pass	AV	1.14824G	21.48	54.00	-32.52	3	Vertical	181	1.50
Mode 1	Pass	AV	1.71179G	20.26	68.20	-47.94	3	Vertical	246	1.50
Mode 1	Pass	AV	8.21121G	35.18	54.00	-18.82	3	Vertical	39	2.04
Mode 1	Pass	PK	1.14824G	34.63	74.00	-39.37	3	Vertical	181	1.50
Mode 1	Pass	PK	1.71179G	33.99	88.20	-54.21	3	Vertical	246	1.50
Mode 1	Pass	PK	8.21121G	49.08	74.00	-24.92	3	Vertical	39	2.04
Mode 1	Pass	AV	1.71745G	20.30	68.20	-47.90	3	Horizontal	286	1.49
Mode 1	Pass	AV	3.72699G	26.50	54.00	-27.50	3	Horizontal	4	1.43
Mode 1	Pass	AV	8.00313G	35.83	68.20	-32.37	3	Horizontal	339	2.24
Mode 1	Pass	PK	1.71745G	33.66	88.20	-54.54	3	Horizontal	286	1.49
Mode 1	Pass	PK	3.72699G	40.45	74.00	-33.55	3	Horizontal	4	1.43
Mode 1	Pass	PK	8.00313G	49.65	88.20	-38.55	3	Horizontal	339	2.24

**Radiated Emissions above 1GHz\_Mode 1**



Type	Freq (Hz)	Level (dBuV/m)	Limit (dBuV/m)	Margin (dB)	Factor (dB/m)	Dist (m)	Condition	Azimuth (°)	Height (m)	Raw (dBuV/m)	AF (dB/m)	CL (dB)	PA (dB)
AV	1.14824G	21.48	54.00	-32.52	-14.42	3	Vertical	181	1.50	35.90	25.98	2.36	42.76
AV	1.71179G	20.26	68.20	-47.94	-14.80	3	Vertical	246	1.50	35.06	25.28	2.85	42.93
AV	8.21121G	35.18	54.00	-18.82	1.09	3	Vertical	39	2.04	34.09	37.24	7.20	43.35
PK	1.14824G	34.63	74.00	-39.37	-14.42	3	Vertical	181	1.50	49.05	25.98	2.36	42.76
PK	1.71179G	33.99	88.20	-54.21	-14.80	3	Vertical	246	1.50	48.79	25.28	2.85	42.93
PK	8.21121G	49.08	74.00	-24.92	1.09	3	Vertical	39	2.04	47.99	37.24	7.20	43.35

**Radiated Emissions above 1GHz\_Mode 1**



Type	Freq (Hz)	Level (dBuV/m)	Limit (dBuV/m)	Margin (dB)	Factor (dB/m)	Dist (m)	Condition	Azimuth (°)	Height (m)	Raw (dBuV/m)	AF (dB/m)	CL (dB)	PA (dB)
AV	1.71745G	20.30	68.20	-47.90	-14.84	3	Horizontal	286	1.49	35.14	25.23	2.86	42.93
AV	3.72699G	26.50	54.00	-27.50	-9.09	3	Horizontal	4	1.43	35.59	30.21	4.35	43.65
AV	8.00313G	35.83	68.20	-32.37	0.69	3	Horizontal	339	2.24	35.14	37.40	6.89	43.60
PK	1.71745G	33.66	88.20	-54.54	-14.84	3	Horizontal	286	1.49	48.50	25.23	2.86	42.93
PK	3.72699G	40.45	74.00	-33.55	-9.09	3	Horizontal	4	1.43	49.54	30.21	4.35	43.65
PK	8.00313G	49.65	88.20	-38.55	0.69	3	Horizontal	339	2.24	48.96	37.40	6.89	43.60