



FCC RADIO TEST REPORT

FCC ID : A8J-ECW536
Equipment : EnGenius Cloud Wi-Fi 7 4x4x4 Tri-Band Indoor Access Point
Brand Name : EnGenius EnGenius®
Model Name : ECW536
Applicant : EnGenius Technologies
1580 Scenic Avenue, Costa Mesa, CA92626
Manufacturer : EnGenius Networks Inc.
10F., No.209, Sec. 1, Nangang Rd., Nangang Dist., Taipei City
115018, Taiwan
Standard : 47 CFR FCC Part 15.407

The product was received on Oct. 31, 2023, and testing was started from Nov. 14, 2023 and completed on Dec. 18, 2023. We, SPORTON INTERNATIONAL INC. Hsinhua Laboratory, would like to declare that the tested sample has been evaluated in accordance with the procedures given in ANSI C63.10-2013 and shown compliance with the applicable technical standards.

The test results in this report apply exclusively to the tested model / sample. Without written approval of SPORTON INTERNATIONAL INC. Hsinhua Laboratory, the test report shall not be reproduced except in full.

Approved by: Ben Tseng

SPORTON INTERNATIONAL INC. Hsinhua Laboratory

No.52, Huaya 1st Rd., Guishan Dist., Taoyuan City 333411, Taiwan (R.O.C.)



Table of Contents

History of this test report.....3

Summary of Test Result.....4

1 General Description5

1.1 Information.....5

1.2 Applicable Standards11

1.3 Testing Location Information11

1.4 Measurement Uncertainty12

2 Test Configuration of EUT13

2.1 Test Channel Mode13

2.2 The Worst Case Measurement Configuration17

2.3 Accessories18

2.4 Support Equipment.....18

2.5 Test Setup Diagram19

3 Transmitter Test Result22

3.1 AC Power-line Conducted Emissions22

3.2 Emission Bandwidth24

3.3 Maximum Equivalent Isotropically Radiated Power (E.I.R.P.)25

3.4 Peak Power Spectral Density (E.I.R.P.).....28

3.5 Unwanted Emissions.....31

3.6 Contention Based Protocol.....37

4 Test Equipment and Calibration Data38

Appendix A. Test Results of AC Power-line Conducted Emissions

Appendix B. Test Results of Emission Bandwidth

Appendix C. Test Results of Maximum Equivalent Isotropically Radiated Power (E.I.R.P.)

Appendix D. Test Results of Peak Power Spectral Density (E.I.R.P.)

Appendix E. Test Results of Unwanted Emissions

Appendix F. Test Results of Contention-Based Protocol

Appendix G. Test Results of Radiated Emission Co-location

Appendix H. Test Photos

Photographs of EUT v03



Summary of Test Result

Report Clause	Ref Std. Clause	Test Items	Result (PASS/FAIL)	Remark
1.1.2	15.203	Antenna Requirement	PASS	-
3.1	15.207	AC Power-line Conducted Emissions	PASS	-
3.2	15.407(a)	Emission Bandwidth	PASS	-
3.3	15.407(a)	Maximum Equivalent Isotropically Radiated Power (E.I.R.P.)	PASS	-
3.4	15.407(a)	Peak Power Spectral Density (E.I.R.P.)	PASS	-
3.5	15.407(b)	Unwanted Emissions	PASS	-
3.6	15.407(d)	Contention-Based Protocol	PASS	-

Declaration of Conformity:

The test results with all measurement uncertainty excluded are presented in accordance with the regulation limits or requirements declared by manufacturers.

Comments and Explanations:

None

Reviewed by: Barry Hsiao

Report Producer: Amber Chiu



1 General Description

1.1 Information

1.1.1 RF General Information

Frequency Range (MHz)	IEEE Std. 802.11	Ch. Frequency (MHz)	Channel Number
5925 ~ 7125	ax (HEW20), be(EHT20)	5955 ~ 7115	1 ~ 233 [59]
5925 ~ 7125	ax (HEW40), be(EHT40)	5965 ~ 7085	3 ~ 227 [29]
5925 ~ 7125	ax (HEW80), be(EHT80)	5985 ~ 7025	7 ~ 215 [14]
5925 ~ 7125	ax (HEW160), be(EHT160)	6025 ~ 6985	15 ~ 207 [7]
5925 ~ 7125	be(EHT320)	6105 ~ 6905	31 ~ 191 [6]

Non-Beamforming

Band	Mode	BWch (MHz)	Nant
5.925-6.425GHz	802.11be EHT20	20	4TX
6.425-6.525GHz	802.11be EHT20	20	4TX
6.525-6.875GHz	802.11be EHT20	20	4TX
6.875-7.125GHz	802.11be EHT20	20	4TX
5.925-6.425GHz	802.11be EHT40	40	4TX
6.425-6.525GHz	802.11be EHT40	40	4TX
6.525-6.875GHz	802.11be EHT40	40	4TX
6.875-7.125GHz	802.11be EHT40	40	4TX
5.925-6.425GHz	802.11be EHT80	80	4TX
6.425-6.525GHz	802.11be EHT80	80	4TX
6.525-6.875GHz	802.11be EHT80	80	4TX
6.875-7.125GHz	802.11be EHT80	80	4TX
5.925-6.425GHz	802.11be EHT160	160	4TX
6.425-6.525GHz	802.11be EHT160	160	4TX
6.525-6.875GHz	802.11be EHT160	160	4TX
6.875-7.125GHz	802.11be EHT160	160	4TX
5.925-6.425GHz	802.11be EHT320	320	4TX
6.425-6.525GHz	802.11be EHT320	320	4TX
6.525-6.875GHz	802.11be EHT320	320	4TX
6.875-7.125GHz	802.11be EHT320	320	4TX



Beamforming

Band	Mode	BWch (MHz)	Nant
5.925-6.425GHz	802.11be EHT20-BF	20	4TX
6.425-6.525GHz	802.11be EHT20-BF	20	4TX
6.525-6.875GHz	802.11be EHT20-BF	20	4TX
6.875-7.125GHz	802.11be EHT20-BF	20	4TX
5.925-6.425GHz	802.11be EHT40-BF	40	4TX
6.425-6.525GHz	802.11be EHT40-BF	40	4TX
6.525-6.875GHz	802.11be EHT40-BF	40	4TX
6.875-7.125GHz	802.11be EHT40-BF	40	4TX
5.925-6.425GHz	802.11be EHT80-BF	80	4TX
6.425-6.525GHz	802.11be EHT80-BF	80	4TX
6.525-6.875GHz	802.11be EHT80-BF	80	4TX
6.875-7.125GHz	802.11be EHT80-BF	80	4TX
5.925-6.425GHz	802.11be EHT160-BF	160	4TX
6.425-6.525GHz	802.11be EHT160-BF	160	4TX
6.525-6.875GHz	802.11be EHT160-BF	160	4TX
6.875-7.125GHz	802.11be EHT160-BF	160	4TX
5.925-6.425GHz	802.11be EHT320-BF	320	4TX
6.425-6.525GHz	802.11be EHT320-BF	320	4TX
6.525-6.875GHz	802.11be EHT320-BF	320	4TX
6.875-7.125GHz	802.11be EHT320-BF	320	4TX

Note:

- ◆ HEW20, HEW40, HEW80 and HEW160 use a combination of OFDMA-BPSK, QPSK, 16QAM, 64QAM, 256QAM, 1024QAM modulation.
- ◆ EHT20, EHT40, EHT80, EHT160 and EHT320 use a combination of OFDMA-BPSK, QPSK, 16QAM, 64QAM, 256QAM, 1024QAM, 4096QAM modulation.
- ◆ BWch is the nominal channel bandwidth.
- ◆ The channel defined in the IEEE Standard P802.11ax™/D6.1.
- ◆ Evaluated EHT20/EHT40/EHT80/EHT160 mode only due to the similar modulation. The power setting of HEW20/HEW40/HEW80/HEW160 mode are the same or lower than EHT20/EHT40/EHT80/EHT160.



1.1.2 Antenna Information

Ant.	Brand	Model Name	Antenna Type	Connector	Support	Radio
1	Senao	5718A0738300	PIFA	I-Pex	2.4G	Radio 1
2	Senao	5718A0739300	PIFA	I-Pex	2.4G	
3	Senao	5718A0740300	PIFA	I-Pex	2.4G	
4	Senao	5718A0741300	PIFA	I-Pex	2.4G	
5	Senao	5718A0742300	PIFA	I-Pex	5G	Radio 2
6	Senao	5718A0743300	PIFA	I-Pex	5G	
7	Senao	5718A0744300	PIFA	I-Pex	5G	
8	Senao	5718A0745300	PIFA	I-Pex	5G	
9	ADVANCED WIRELESS & ANTENNA Inc.	A8P8P-100089	Alford loop	I-Pex	6E	Radio 3
10	ADVANCED WIRELESS & ANTENNA Inc.	A8P8P-100090	Alford loop	I-Pex	6E	
11	ADVANCED WIRELESS & ANTENNA Inc.	A8P8P-100091	Alford loop	I-Pex	6E	
12	ADVANCED WIRELESS & ANTENNA Inc.	A8P8P-100092	Alford loop	I-Pex	6E	
13	ADVANCED WIRELESS & ANTENNA Inc.	A8P8P-100093	Dipole	I-Pex	BT	-

Ant.	Port	Gain (dBi)									
		2.4G	BT	5G				6E			
				UNII-1	UNII-2A	UNII-2C	UNII-3	6.175G	6.475G	6.695G	6.995G
1	1	2.82	-	-	-	-	-	-	-	-	-
2	2	2.39	-	-	-	-	-	-	-	-	-
3	3	2.33	-	-	-	-	-	-	-	-	-
4	4	2.69	-	-	-	-	-	-	-	-	-
5	1	-	-	4.81	4.19	5.45	4.98	-	-	-	-
6	2	-	-	2.63	3.44	5.31	5.17	-	-	-	-
7	3	-	-	5.06	5.29	4.27	3.96	-	-	-	-
8	4	-	-	3.72	3.52	4.66	4.51	-	-	-	-
9	1	-	-	-	-	-	-	4.96	4.99	4.98	4.78
10	2	-	-	-	-	-	-	4.72	4.74	4.53	4.69
11	3	-	-	-	-	-	-	4.88	4.63	4.47	4.94
12	4	-	-	-	-	-	-	4.77	4.84	4.61	4.26
13	1	-	3.07	-	-	-	-	-	-	-	-



Composite Gain (dBi)									
	2.4G	UNII-1	UNII-2A	UNII-2C	UNII-3	6.175G	6.475G	6.695G	6.995G
DG [1SS]	6.46	7.31	7.57	8.57	8.92	9.98	9.93	9.53	9.86
DG [2SS]	3.46	5.06	5.29	5.57	5.92	6.98	6.93	6.53	6.86
DG [4SS]	2.82	5.06	5.29	5.45	5.17	4.96	4.99	4.98	4.94

Note 1: The EUT has thirteen antennas.

Note 2: The composite gain is derived as KDB 662911 D03 v01 which was used as directional gain. For more detail information, please refer to the Antenna Pattern Report AP381814.

For 2.4GHz function:

For IEEE 802.11 b/g/n/VHT/ax/be mode (4TX/4RX)

Ant. 1 (port 1), Ant. 2 (port 2), Ant. 3 (port 3) and Ant. 4 (port 4) could transmit/receive simultaneously.

For 5GHz function:

For IEEE 802.11 a/n/ac/ax/be mode (4TX/4RX)

Ant. 5 (port 1), Ant. 6 (port 2), Ant. 7 (port 3) and Ant. 8 (port 4) could transmit/receive simultaneously.

For 6GHz function:

For IEEE 802.11 ax/be mode (4TX/4RX)

Ant. 9 (port 1), Ant. 10 (port 2), Ant. 11(port 3) and Ant. 12 (port 4) could transmit/receive simultaneously.

For BT function:

For IEEE 802.15.1 Bluetooth mode (1TX/1RX)

Ant. 13 (port 1) could transmit/receive.



1.1.3 EUT Information

Operational Condition			
EUT Power Type	From AC Adapter		
EUT Function	<input checked="" type="checkbox"/>	Indoor Access Point	<input type="checkbox"/> Subordinate
	<input type="checkbox"/>	Indoor Client	<input type="checkbox"/> Standard Power Access Point
	<input type="checkbox"/>	Dual Client	<input type="checkbox"/> Standard Client
	<input type="checkbox"/>	Fixed Client	
Beamforming Function	<input checked="" type="checkbox"/>	With beamforming	<input type="checkbox"/> Without beamforming
Resource Unit(802.11ax)	<input checked="" type="checkbox"/>	Full RU	<input type="checkbox"/> Partial RU
Channel Puncturing	<input type="checkbox"/>	Support	<input checked="" type="checkbox"/> Not support
Software / Firmware Version for CBP		OpenWrt 19.07-SNAPSHOT r12862-39fb2ec / LuCI IPQ9574/EnGenius/ECW536 branch git-23.319.08877-39fb2ec	
Type of EUT			
<input checked="" type="checkbox"/>	Stand-alone		
<input type="checkbox"/>	Combined (EUT where the radio part is fully integrated within another device)		
	Combined Equipment - Brand Name / Model No.: ...		
<input type="checkbox"/>	Plug-in radio (EUT intended for a variety of host systems)		
	Host System - Brand Name / Model No.:		
<input type="checkbox"/>	Other:		

Note: The above information was declared by manufacturer.



1.1.4 Mode Test Duty Cycle

Non-Beamforming

Mode	DC	DCF(dB)	T(s)	VBW(Hz)_1/T
802.11be EHT20_Nss1,(MCS0)_4TX	0.784	1.06	5.453m	300
802.11be EHT40_Nss1,(MCS0)_4TX	0.821	0.86	5.453m	300
802.11be EHT80_Nss1,(MCS0)_4TX	0.82	0.86	5.453m	300
802.11be EHT160_Nss1,(MCS0)_4TX	0.818	0.87	5.453m	300
802.11be EHT320_Nss1,(MCS0)_4TX	0.773	1.12	5.457m	300

Note. If DC < 0.98, the DCF was added while measuring Output power and PSD.

Beamforming

Mode	DC	DCF(dB)	T(s)	VBW(Hz)_1/T
802.11be EHT20-BF_Nss1,(MCS0)_4TX	0.948	0.23	2.955m	1k
802.11be EHT40-BF_Nss1,(MCS0)_4TX	0.958	0.19	3.676m	300
802.11be EHT80-BF_Nss1,(MCS0)_4TX	0.954	0.2	3.858m	300
802.11be EHT160-BF_Nss1,(MCS0)_4TX	0.945	0.25	3.858m	300
802.11be EHT320-BF_Nss1,(MCS0)_4TX	0.929	0.32	3.947m	300

Note. If DC < 0.98, the DCF was added while measuring Output power and PSD.



1.2 Applicable Standards

According to the specifications of the manufacturer, the EUT must comply with the requirements of the following standards:

- ♦ 47 CFR FCC Part 15
- ♦ ANSI C63.10-2013
- ♦ FCC KDB 789033 D02 v02r01

The following reference test guidance is not within the scope of accreditation of TAF.

- ♦ KDB 987594 D01 v02r02
- ♦ KDB 987594 D02 v02r01
- ♦ KDB 662911 D01 v02r01
- ♦ KDB 662911 D03 v01
- ♦ KDB 412172 D01 v01r01
- ♦ KDB 414788 D01 v01r01

1.3 Testing Location Information

Test Lab. : Sporton International Inc. Hsinhua Laboratory				
<input checked="" type="checkbox"/>	Hsinhua (TAF: 3785)	ADD: No.52, Huaya 1st Rd., Guishan Dist., Taoyuan City 333411, Taiwan (R.O.C.)		
		TEL: 886-3-327-3456	FAX: 886-3-327-0973	
Test site Designation No. TW3785 with FCC.				
Test Condition	Test Site No.	Test Engineer	Test Environment	Test Date
AC Conduction	CO04-HY	Simon Cheng	22.1~23.8°C / 56~61%	21/Nov/2023
RF Conducted	TH07-HY	Yuna Lin	21.6~23.4°C / 50~63%	05/Dec/2023~18/Dec/2023
Radiated Non-Beamforming (Below 1G)	03CH02-HY	Vasari Huang	22.8~23.1°C / 50~54%	23/Nov/2023
Radiated Non-Beamforming (Above 1G Other)	03CH02-HY	Vasari Huang	22.5~23.6°C / 53~59%	01/Dec/2023~02/Dec/2023
Radiated Beamforming (Above 1G Other)	03CH02-HY	Vasari Huang	21.6~22.9°C / 48~52%	03/Dec/2023~18/Dec/2023
Contention-Based Protocol	DFS03-HY	John Yang	22.2~24.1°C / 50~58%	22/Nov/2023
<input checked="" type="checkbox"/>	Wenhua 3rd. (TAF: 3785)	ADD: No. 58, Aly. 75, Ln. 564, Wenhua 3rd Rd., Guishan Dist. Taoyuan City 333, Taiwan (R.O.C.)		
		TEL: 886-3-327-0868		
Test site Designation No. TW0036 with FCC.				
Test Condition	Test Site No.	Test Engineer	Test Environment	Test Date
Radiated Non-Beamforming (Above 1G 320M)	03CH24-HY	Henry Ho	22.2~23.4°C / 52~56%	14/Nov/2023~13/Dec/2023
Radiated Beamforming (Above 1G 320M)	03CH24-HY	Henry Ho	22.8~23.5°C / 51~55%	15/Nov/2023~23/Nov/2023
Radiated (Co-location)	03CH25-HY	Billy Wang	22.6~22.8°C / 51~54%	17/Nov/2023



1.4 Measurement Uncertainty

ISO/IEC 17025 requires that an estimate of the measurement uncertainties associated with the emissions test results be included in the report. The measurement uncertainties given below are based on a 95% confidence level (based on a coverage factor (k=2))

Test Items	Uncertainty	Remark
AC Power-line Conducted Emissions	4.53 dB	Confidence levels of 95%
Emission Bandwidth	1.5 MHz	Confidence levels of 95%
Maximum Equivalent Isotropically Radiated Power (E.I.R.P.)	1.2 dB	Confidence levels of 95%
Peak Power Spectral Density (E.I.R.P.)	1.2 dB	Confidence levels of 95%
Unwanted Emissions	4.8 dB	Confidence levels of 95%
Contention-Based Protocol	1 ms	Confidence levels of 95%
Frequency Stability	1.18 ppm	Confidence levels of 95%
Temperature	0.41 °C	Confidence levels of 95%
Humidity	3.4 %	Confidence levels of 95%



2 Test Configuration of EUT

2.1 Test Channel Mode

Non-Beamforming

Test Software Version	qdart_conn.win.1.0_installer_00099
------------------------------	------------------------------------

Mode	Power Setting
802.11be EHT20_Nss1,(MCS0)_4TX	-
5955MHz	6
6195MHz	5
6415MHz	3.5
6435MHz	3.5
6475MHz	3.5
6515MHz	3
6535MHz	3
6695MHz	5
6875MHz	4.5
6895MHz	4.5
6995MHz	4
7095MHz	4
7115MHz	4
802.11be EHT40_Nss1,(MCS0)_4TX	-
5965MHz	9
6205MHz	8
6405MHz	6.5
6445MHz	6.5
6485MHz	6
6525MHz	5
6565MHz	6
6685MHz	5.5
6885MHz	6.5
6925MHz	7.5
7005MHz	7.5
7085MHz	7.5
802.11be EHT80_Nss1,(MCS0)_4TX	-
5985MHz	11.5



Mode	Power Setting
6225MHz	10.5
6385MHz	9.5
6465MHz	9.5
6545MHz	8.5
6625MHz	9
6705MHz	8.5
6785MHz	10.5
6865MHz	10.5
6945MHz	10
7025MHz	9.5
802.11be EHT160_Nss1,(MCS0)_4TX	-
6025MHz	12.5
6185MHz	13
6345MHz	12
6505MHz	12
6665MHz	11
6825MHz	12.5
6985MHz	11.5
802.11be EHT320_Nss1,(MCS0)_4TX	-
6105MHz	16
6265MHz	15
6425MHz	15
6585MHz	14
6745MHz	13
6905MHz	13.5



Beamforming

Test Software Version	Putty Release 0.62
-----------------------	--------------------

Mode	Power Setting
802.11be EHT20-BF_Nss1,(MCS0)_4TX	-
5955MHz	12
6195MHz	11
6415MHz	10
6435MHz	12
6475MHz	10
6515MHz	12
6535MHz	11
6695MHz	10
6875MHz	10
6895MHz	10
6995MHz	11
7095MHz	11
7115MHz	10
802.11be EHT40-BF_Nss1,(MCS0)_4TX	-
5965MHz	17
6205MHz	17
6405MHz	17
6445MHz	18
6485MHz	14
6525MHz	14
6565MHz	15
6685MHz	15
6885MHz	18
6925MHz	15
7005MHz	17
7085MHz	16
802.11be EHT80-BF_Nss1,(MCS0)_4TX	-
5985MHz	19
6225MHz	17
6385MHz	17
6465MHz	16
6545MHz	16






Mode	Power Setting
6625MHz	16
6705MHz	17
6785MHz	18
6865MHz	16
6945MHz	16
7025MHz	18
802.11be EHT160-BF_Nss1,(MCS0)_4TX	-
6025MHz	20
6185MHz	20
6345MHz	20
6505MHz	19
6665MHz	20
6825MHz	20
6985MHz	20
802.11be EHT320-BF_Nss1,(MCS0)_4TX	-
6105MHz	22
6265MHz	22
6425MHz	22
6585MHz	21
6745MHz	22
6905MHz	21

2.2 The Worst Case Measurement Configuration

The Worst Case Mode for Following Conformance Tests	
Tests Item	AC power-line conducted emissions
Condition	AC power-line conducted measurement for line and neutral Test Voltage: 120Vac / 60Hz
Operating Mode	CTX
1	Adapter Mode

The Worst Case Mode for Following Conformance Tests	
Tests Item	Emission Bandwidth Contention Based Protocol
Test Condition	Conducted measurement at transmit chains

The Worst Case Mode for Following Conformance Tests			
Tests Item	Unwanted Emissions Maximum Equivalent Isotropically Radiated Power (E.I.R.P.) Peak Power Spectral Density (E.I.R.P.)		
Test Condition	Radiated measurement If EUT consist of multiple antenna assembly (multiple antenna are used in EUT regardless of spatial multiplexing MIMO configuration), the radiated test should be performed with highest antenna gain of each antenna type.		
Operating Mode < 1GHz	CTX		
1	Adapter Mode		
Operating Mode > 1GHz	CTX		
Orthogonal Planes of EUT	X Plane	Y Plane	Z Plane
			
Worst Planes of EUT	V(Non-Beamforming)		V(Beamforming)



The Worst Case Mode for Following Conformance Tests	
Tests Item	Simultaneous Transmission Analysis
Operating Mode	CTX
1	WLAN 2.4GHz+WLAN 5GHz+WLAN 6GHz

Refer to Sporton Test Report No.: FA381846 for Co-location RF Exposure Evaluation and Appendix G for Radiated Emission Co-location.

2.3 Accessories

Accessories				
Bracket	Brand Name	Dragonjet	Part Number	6301A6543000

Reminder: Regarding to more detail and other information, please refer to user manual.

2.4 Support Equipment

Support Equipment – AC Conduction					
No.	Equipment	Brand Name	Model Name	FCC ID	Remark
1	AC Adapter	ASIAN POWER DEVICES INC.	WA-48A12R	-	Provided by Customer


Support Equipment – Conducted					
No.	Equipment	Brand Name	Model Name	FCC ID	Remark
1	Notebook	DELL	E5410	-	-
2	Adapter for NB	DELL	HA65NM130	-	-
3	AC Adapter	ASIAN POWER DEVICES INC.	WA-48A12R	-	Provided by Customer

Support Equipment – Radiated					
No.	Equipment	Brand Name	Model Name	FCC ID	Remark
1	AC Adapter	ASIAN POWER DEVICES INC.	WA-48A12R	-	Provided by Customer
2	RJ45 cable	Power Sync	CAT-6E-01	-	-

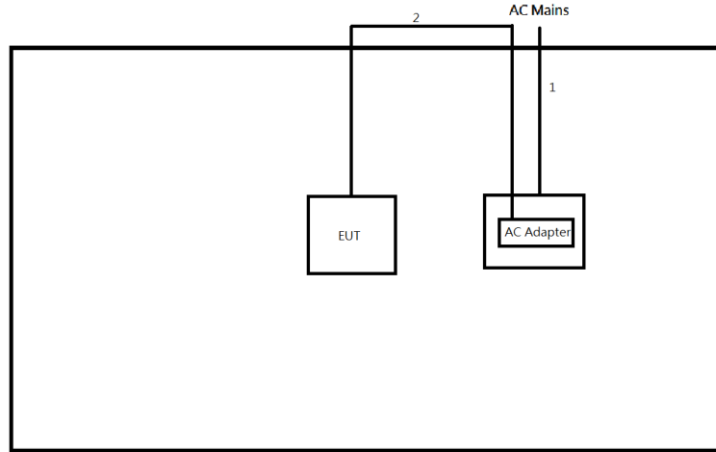
Support Equipment – Contention-Based Protocol					
No.	Equipment	Brand Name	Model Name	FCC ID	Remark
1	Client(Slave)	EnGenius	ECW536	-	-
2	Notebook	DELL	Latitude E5550	-	-
3	Shielding Box	EMEC	EM-SHB-650550300-M	-	-
4	AC Adapter	ASIAN POWER DEVICES INC.	WA-48A12R	-	-
5	PoE Adapter	SENAO	PNA60BGS-54	-	-



2.5 Test Setup Diagram



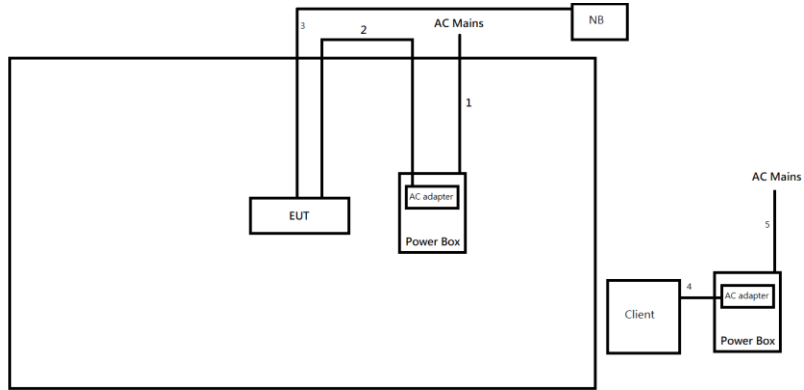
Test Setup Diagram - Radiated Test (Non-Beamforming)



Item	Connection	Shielded	Length(m)	Remark
1	AC Power cable	No	1.8	-
2	DC Power cable	No	1.5	-



Test Setup Diagram - Radiated Test (Beamforming)



Item	Connection	Shielded	Length(m)	Remark
1	AC Power cable	No	1.8	-
2	DC Power cable	No	1.5	-
3	RJ45 cable	No	10.0	-
4	DC Power cable	No	1.5	-
5	AC Power cable	No	1.8	-



3 Transmitter Test Result

3.1 AC Power-line Conducted Emissions

3.1.1 AC Power-line Conducted Emissions Limit

AC Power-line Conducted Emissions Limit		
Frequency Emission (MHz)	Quasi-Peak	Average
0.15-0.5	66 - 56 *	56 - 46 *
0.5-5	56	46
5-30	60	50

Note 1: * Decreases with the logarithm of the frequency.

3.1.2 Measuring Instruments

Refer a test equipment and calibration data table in this test report.

3.1.3 Test Procedures

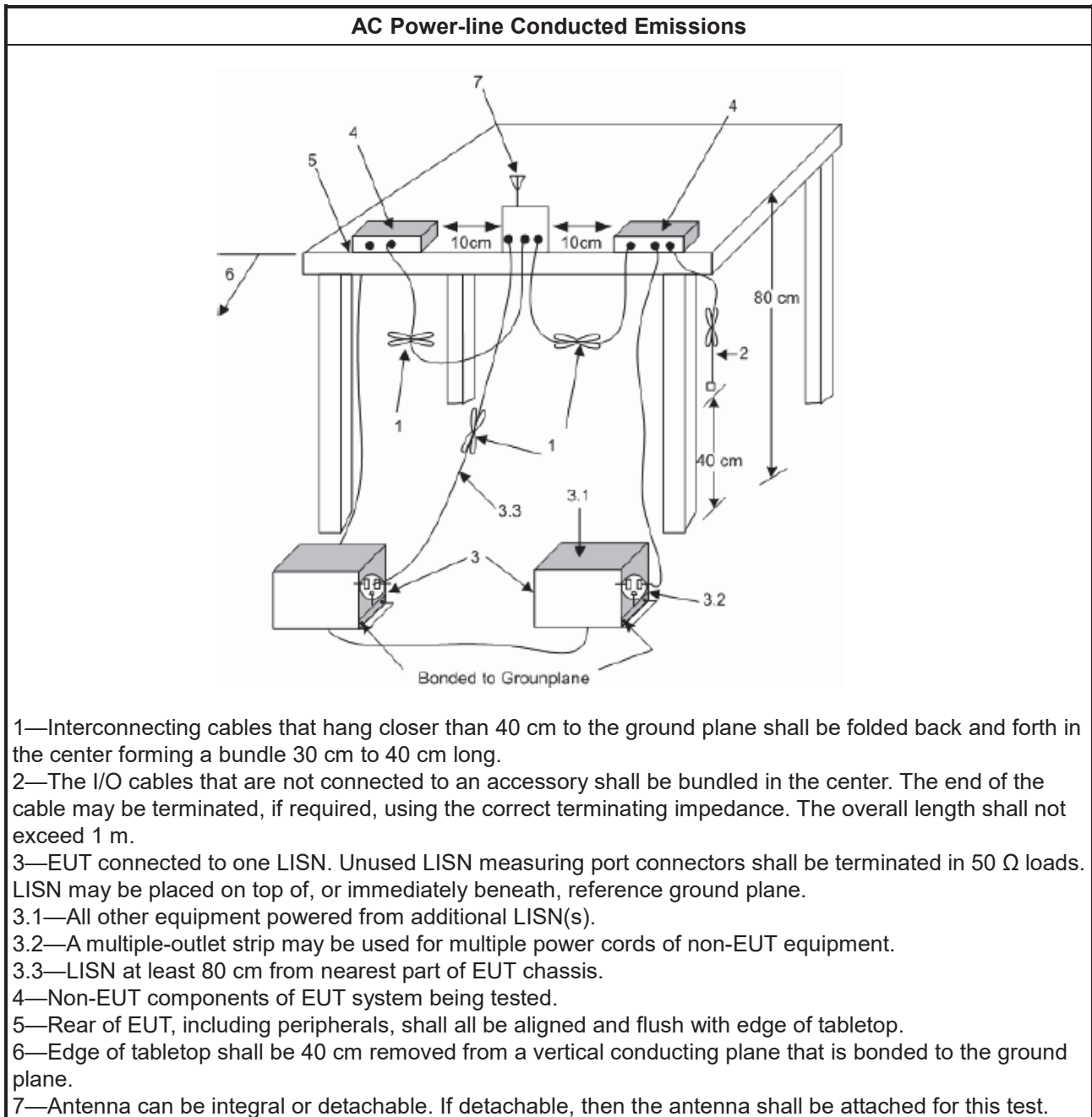
Test Method
<input checked="" type="checkbox"/> Refer as ANSI C63.10-2013, clause 6.2 for AC power-line conducted emissions.

3.1.4 Measurement Results Calculation

The measured Level is calculated using:

Corrected Reading: Raw(Read Level) + LISN(LISN Factor) + CL(Cable Loss) + AT(Attenuator).

3.1.5 Test Setup



3.1.6 Test Result of AC Power-line Conducted Emissions

Refer as Appendix A

3.2 Emission Bandwidth

3.2.1 Emission Bandwidth Limit

Emission Bandwidth Limit	
UNII Devices	
<input checked="" type="checkbox"/>	For the 5925-6425 GHz band, N/A
<input checked="" type="checkbox"/>	For the 6425-6525 GHz band, N/A
<input checked="" type="checkbox"/>	For the 6525-6875 GHz band, N/A
<input checked="" type="checkbox"/>	For the 6875-7125 GHz band, N/A

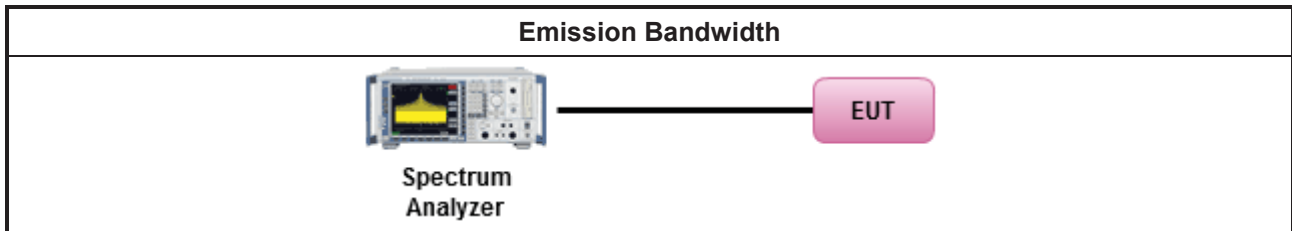
3.2.2 Measuring Instruments

Refer a test equipment and calibration data table in this test report.

3.2.3 Test Procedures

Test Method	
<ul style="list-style-type: none"> ▪ For the emission bandwidth shall be measured using one of the options below: 	
<input checked="" type="checkbox"/>	Refer as FCC KDB 789033, clause C for EBW and clause D for OBW measurement.
<input type="checkbox"/>	Refer as ANSI C63.10, clause 6.9.3 for occupied bandwidth testing.
<input type="checkbox"/>	Refer as IC RSS-Gen, clause 6.7 for bandwidth testing.

3.2.4 Test Setup



3.2.5 Test Result of Emission Bandwidth

Refer as Appendix B



3.3 Maximum Equivalent Isotropically Radiated Power (E.I.R.P.)

3.3.1 Maximum Equivalent Isotropically Radiated Power (E.I.R.P.) Limit

Maximum Equivalent Isotropically Radiated Power (E.I.R.P.) Limit	
UNII Devices	
<input checked="" type="checkbox"/> For the 5.925 ~ 6.425 GHz band:	
<input type="checkbox"/>	<ul style="list-style-type: none"> ▪ For standard power access point and fixed client device : e.i.r.p < 36 dBm , For outdoor devices, the maximum e.i.r.p. at any elevation angle above 30 degrees not exceed 125 mW (21 dBm). ▪ For indoor access point : e.i.r.p < 30 dBm. ▪ For subordinate device control of an indoor access point : e.i.r.p < 30 dBm. ▪ For client device control of a standard power access point : e.i.r.p < 30 dBm. ▪ For client device control of an indoor access point : e.i.r.p < 24 dBm.
<input checked="" type="checkbox"/> For the 6.425 ~ 6.525 GHz band:	
<input type="checkbox"/>	<ul style="list-style-type: none"> ▪ For indoor access point : e.i.r.p < 30 dBm. ▪ For client device control of an indoor access point : e.i.r.p < 24 dBm.
<input checked="" type="checkbox"/> For the 6.525 ~ 6.875 GHz band:	
<input type="checkbox"/>	<ul style="list-style-type: none"> ▪ For standard power access point and fixed client device : e.i.r.p < 36 dBm , For outdoor devices, the maximum e.i.r.p. at any elevation angle above 30 degrees not exceed 125 mW (21 dBm). ▪ For indoor access point : e.i.r.p < 30 dBm. ▪ For subordinate device control of an indoor access point : e.i.r.p < 30 dBm. ▪ For client device control of a standard power access point : e.i.r.p < 30 dBm. ▪ For client device control of an indoor access point : e.i.r.p < 24 dBm.
<input checked="" type="checkbox"/> For the 6.875 ~ 7.125 GHz band:	
<input type="checkbox"/>	<ul style="list-style-type: none"> ▪ For indoor access point : e.i.r.p < 30 dBm. ▪ For client device control of an indoor access point : e.i.r.p < 24 dBm.



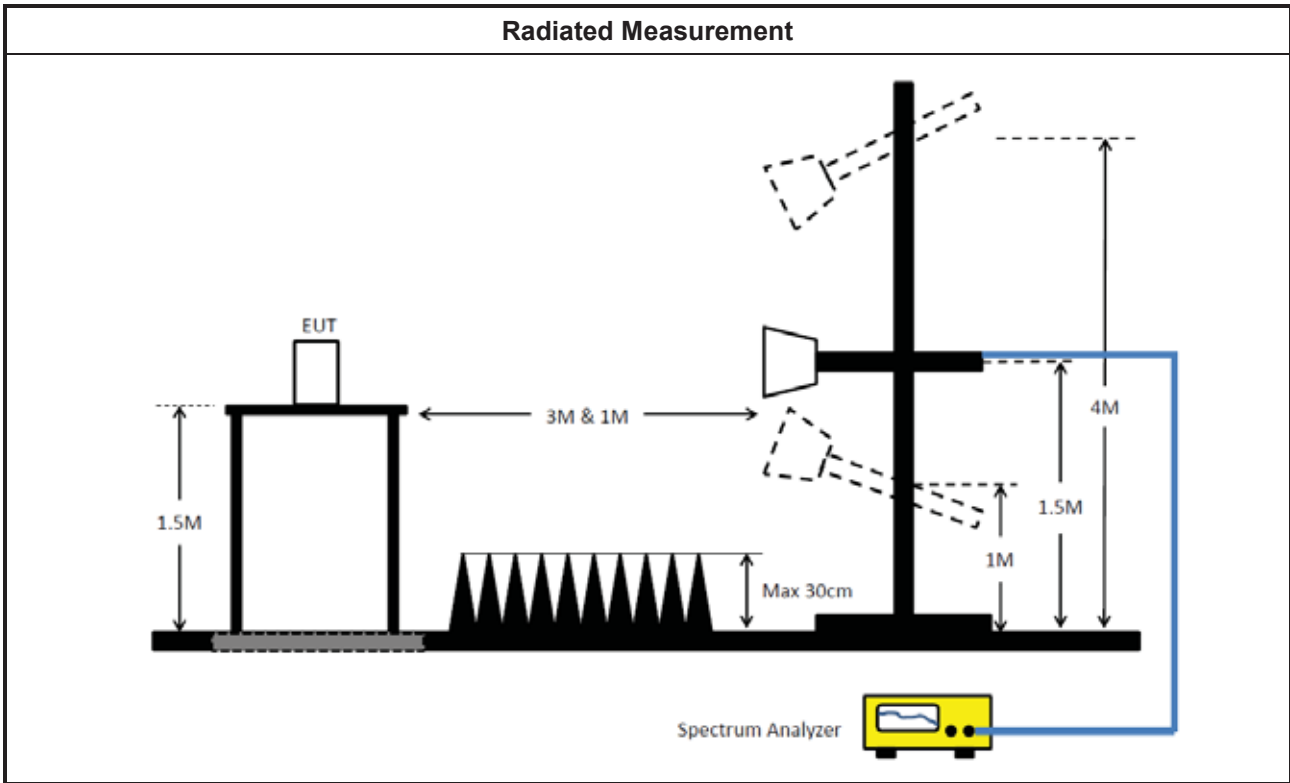
3.3.2 Measuring Instruments

Refer a test equipment and calibration data table in this test report.

3.3.3 Test Procedures

Test Method	
<ul style="list-style-type: none"> ▪ Maximum Output Power Setting 	
	Duty cycle ≥ 98%
<input type="checkbox"/>	Refer as FCC KDB 789033, clause E Method SA-2 (spectral trace averaging).
	Duty cycle < 98%
<input checked="" type="checkbox"/>	Refer as FCC KDB 789033, clause E Method SA-2 Alt. (RMS detection with slow sweep speed)
	Wideband RF power meter and average over on/off periods with duty factor
<input type="checkbox"/>	Refer as FCC KDB 789033, clause E Method PM-G (using an RF average power meter).
<input type="checkbox"/>	For conducted measurement.
	<ul style="list-style-type: none"> ▪ If the EUT supports multiple transmit chains using options given below: Refer as FCC KDB 662911, In-band power measurements. Using the measure-and-sum approach, measured all transmit ports individually. Sum the power (in linear power units e.g., mW) of all ports for each individual sample and save them.
	<ul style="list-style-type: none"> ▪ If multiple transmit chains, EIRP calculation could be following as methods: $P_{total} = P_1 + P_2 + \dots + P_n$ (calculated in linear unit [mW] and transfer to log unit [dBm]) $EIRP_{total} = P_{total} + DG$
<input checked="" type="checkbox"/>	For radiated measurement.
	<ul style="list-style-type: none"> ▪ Refer as ANSI C63.10, clause 6.6 for radiated emissions above 1GHz. ▪ Refer as FCC KDB 789033, clause II A.1.F "Antenna-port Conducted versus Radiated Testing" ▪ Refer as KDB 412172, clause 2.2 for EIRP calculation.

3.3.4 Test Setup



3.3.5 Test Result of Maximum Equivalent Isotropically Radiated Power (E.I.R.P)

Refer as Appendix C



3.4 Peak Power Spectral Density (E.I.R.P.)

3.4.1 Peak Power Spectral Density (E.I.R.P.) Limit

Peak Power Spectral Density (E.I.R.P.) Limit	
UNII Devices	
<input checked="" type="checkbox"/> For the 5.925 ~ 6.425 GHz band:	
<input type="checkbox"/>	<ul style="list-style-type: none"> ▪ For standard power access point and fixed client device : e.i.r.p PSD < 23 dBm/MHz. ▪ For indoor access point : e.i.r.p PSD < 5 dBm/MHz. ▪ For subordinate device control of an indoor access point : e.i.r.p PSD < 5 dBm/MHz. ▪ For client device control of a standard power access point : e.i.r.p PSD < 17 dBm/MHz. ▪ For client device control of an indoor access point : e.i.r.p PSD < -1 dBm/MHz.
<input checked="" type="checkbox"/> For the 6.425 ~ 6.525 GHz band:	
<input type="checkbox"/>	<ul style="list-style-type: none"> ▪ For indoor access point : e.i.r.p PSD < 5 dBm/MHz. ▪ For client device control of an indoor access point : e.i.r.p PSD < -1 dBm/MHz.
<input checked="" type="checkbox"/> For the 6.525 ~ 6.875 GHz band:	
<input type="checkbox"/>	<ul style="list-style-type: none"> ▪ For standard power access point and fixed client device : e.i.r.p PSD < 23 dBm/MHz. ▪ For indoor access point : e.i.r.p PSD < 5 dBm/MHz. ▪ For subordinate device control of an indoor access point : e.i.r.p PSD < 5 dBm/MHz. ▪ For client device control of a standard power access point : e.i.r.p PSD < 17 dBm/MHz. ▪ For client device control of an indoor access point : e.i.r.p PSD < -1 dBm/MHz.
<input checked="" type="checkbox"/> For the 6.875 ~ 7.125 GHz band:	
<input type="checkbox"/>	<ul style="list-style-type: none"> ▪ For indoor access point : e.i.r.p PSD < 5 dBm/MHz. ▪ For client device control of an indoor access point : e.i.r.p PSD < -1 dBm/MHz.

3.4.2 Measuring Instruments

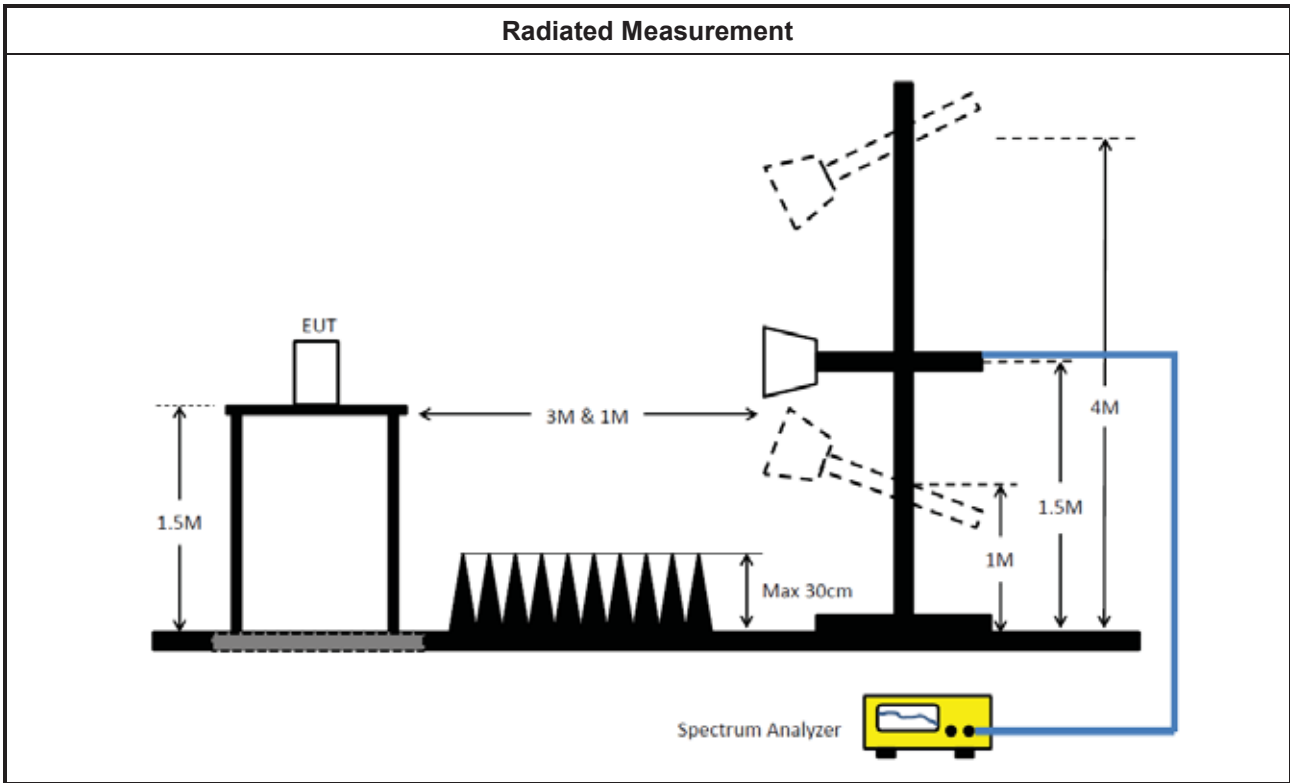
Refer a test equipment and calibration data table in this test report.



3.4.3 Test Procedures

Test Method	
<ul style="list-style-type: none"> ▪ Peak power spectral density procedures that the same method as used to determine the conducted output power shall be used to determine the peak power spectral density and use the peak search function on the spectrum analyzer to find the peak of the spectrum. For the peak power spectral density shall be measured using below options: 	
<input type="checkbox"/>	Refer as FCC KDB 789033, F)5) power spectral density can be measured using resolution bandwidths < 1 MHz provided that the results are integrated over 1 MHz bandwidth
<input checked="" type="checkbox"/>	Refer as FCC KDB 789033, clause E Method SA-2. (spectral trace averaging)
<input type="checkbox"/>	Refer as FCC KDB 789033, clause E Method SA-2 Alt. (RMS detection with slow sweep speed)
<input type="checkbox"/> For conducted measurement.	
<ul style="list-style-type: none"> ▪ If the EUT supports multiple transmit chains using options given below: 	
<input type="checkbox"/>	Option 1: Measure and sum the spectra across the outputs. Refer as FCC KDB 662911, In-band power spectral density (PSD). Sample all transmit ports simultaneously using a spectrum analyzer for each transmit port. Where the trace bin-by-bin of each transmit port summing can be performed. (i.e., in the first spectral bin of output 1 is summed with that in the first spectral bin of output 2 and that from the first spectral bin of output 3, and so on up to the NTX output to obtain the value for the first frequency bin of the summed spectrum.). Add up the amplitude (power) values for the different transmit chains and use this as the new data trace.
<input type="checkbox"/>	Option 2: Measure and sum spectral maxima across the outputs. With this technique, spectra are measured at each output of the device at the required resolution bandwidth. The maximum value (peak) of each spectrum is determined. These maximum values are then summed mathematically in linear power units across the outputs. These operations shall be performed separately over frequency spans that have different out-of-band or spurious emission limits,
<input type="checkbox"/>	Option 3: Measure and add 10 log(N) dB, where N is the number of transmit chains. Refer as FCC KDB 662911, In-band power spectral density (PSD). Performed at each transmit chains and each transmit chains shall be compared with the limit have been reduced with 10 log(N). Or each transmit chains shall be add 10 log(N) to compared with the limit.
<ul style="list-style-type: none"> ▪ If multiple transmit chains, EIRP PPSD calculation could be following as methods: $PPSD_{total} = PPSD_1 + PPSD_2 + \dots + PPSD_n$ (calculated in linear unit [mW] and transfer to log unit [dBm]) $EIRP_{total} = PPSD_{total} + DG$ 	
<input checked="" type="checkbox"/> For radiated measurement.	
<ul style="list-style-type: none"> ▪ Refer as ANSI C63.10, clause 6.6 for radiated emissions above 1GHz. 	
<ul style="list-style-type: none"> ▪ Refer as KDB 789033, clause II A.1.F "Antenna-port Conducted versus Radiated Testing" 	
<ul style="list-style-type: none"> ▪ Refer as KDB 412172, clause 2.2 for EIRP calculation. 	

3.4.4 Test Setup



3.4.5 Test Result of Peak Power Spectral Density (E.I.R.P.)

Refer as Appendix D



3.5 Unwanted Emissions

3.5.1 Transmitter Unwanted Emissions Limit

Unwanted emissions below 1 GHz and restricted band emissions above 1GHz limit			
Frequency Range (MHz)	Field Strength (uV/m)	Field Strength (dBuV/m)	Measure Distance (m)
0.009~0.490	2400/F(kHz)	48.5 - 13.8	300
0.490~1.705	24000/F(kHz)	33.8 - 23	30
1.705~30.0	30	29	30
30~88	100	40	3
88~216	150	43.5	3
216~960	200	46	3
Above 960	500	54	3

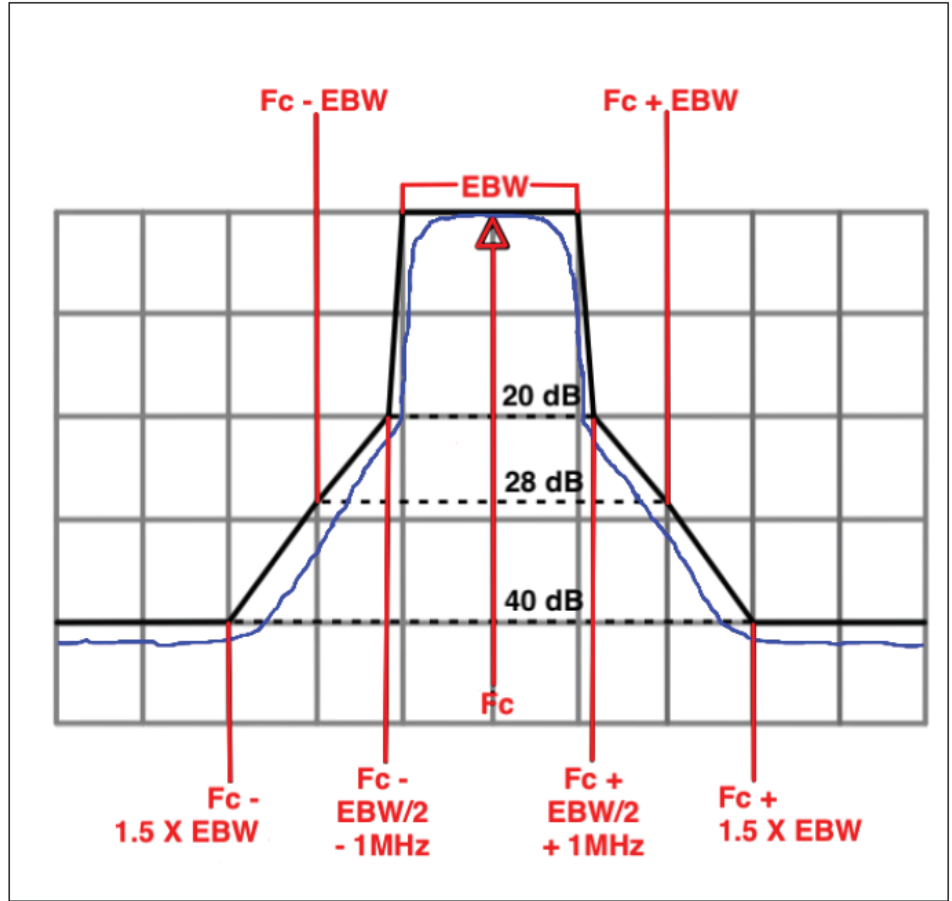
Note 1: Test distance for frequencies at or above 30 MHz, measurements may be performed at a distance other than the limit distance provided they are not performed in the near field and the emissions to be measured can be detected by the measurement equipment. When performing measurements at a distance other than that specified, the results shall be extrapolated to the specified distance using an extrapolation factor of 20 dB/decade (inverse of linear distance for field-strength measurements, inverse of linear distance-squared for power-density measurements).

Note 2: Test distance for frequencies at below 30 MHz, measurements may be performed at a distance closer than the EUT limit distance; however, an attempt should be made to avoid making measurements in the near field. When performing measurements below 30 MHz at a closer distance than the limit distance, the results shall be extrapolated to the specified distance by either making measurements at a minimum of two or more distances on at least one radial to determine the proper extrapolation factor or by using the square of an inverse linear distance extrapolation factor (40 dB/decade). The test report shall specify the extrapolation method used to determine compliance of the EUT.

Note 3: Using the distance of 1m during the test for above 18 GHz, and the test value to correct for the distance factor at 3m($20 \times \log(\text{standard distance}/ \text{test distance}) = 20\log(3/1) = 9.54\text{dB}$).
EX. Above 18GHz emission limit calculation (3m to 1m) = $54\text{dBuV/m at } 3\text{m} + 9.54\text{dB} = 63.54\text{ dBuV/m at } 1\text{m}$.

Un-restricted band emissions above 1GHz Limit	
Frequency	Limit
Any outside the 5.945 – 7.125 GHz emission	e.i.r.p. -27 dBm [68.2 dBuV/m@3m] Note 1: Using the distance of 1m during the test for above 18 GHz, and the test value to correct for the distance factor at 3m($20 \times \log(\text{standard distance}/ \text{test distance}) = 20\log(3/1) = 9.54\text{dB}$). EX. Above 18GHz emission limit calculation (3m to 1m) = $68.2\text{dBuV/m at } 3\text{m} + 9.54\text{dB} = 77.74\text{ dBuV/m at } 1\text{m}$.
Frequency	Emission MASK Limit
5.945 – 7.125 GHz	Power spectral density must be suppressed by 20 dB at 1 MHz outside of channel edge, by 28 dB at one channel bandwidth from the channel center, and by 40 dB at one- and one-half times the channel bandwidth away from channel center. At frequencies between one megahertz outside an unlicensed device's channel edge and one channel bandwidth from the center of the channel, the

limits must be linearly interpolated between 20 dB and 28 dB suppression, and at frequencies between one and one- and one-half times an unlicensed device's channel bandwidth, the limits must be linearly interpolated between 28 dB and 40 dB suppression. Emissions removed from the channel center by more than one- and one-half times the channel bandwidth must be suppressed by at least 40 dB. The channel bandwidth is defined as 26 dB EBW.





3.5.2 Measuring Instruments

Refer a test equipment and calibration data table in this test report.

3.5.3 Test Procedures

Test Method	
<ul style="list-style-type: none"> Measurements may be performed at a distance other than the limit distance provided they are not performed in the near field and the emissions to be measured can be detected by the measurement equipment. Measurements shall not be performed at a distance greater than 30 m for frequencies above 30 MHz, unless it can be further demonstrated that measurements at a distance of 30 m or less are impractical. When performing measurements at a distance other than that specified, the results shall be extrapolated to the specified distance using an extrapolation factor of 20 dB/decade (inverse of linear distance for field-strength measurements, inverse of linear distance-squared for power-density measurements). 	
<ul style="list-style-type: none"> The average emission levels shall be measured in [duty cycle ≥ 98 or duty factor]. 	
<ul style="list-style-type: none"> For the transmitter unwanted emissions shall be measured using following options below: 	
	<ul style="list-style-type: none"> Refer as FCC KDB 789033, clause G)2) for unwanted emissions into non-restricted bands.
	<ul style="list-style-type: none"> Refer as FCC KDB 789033, clause G)1) for unwanted emissions into restricted bands.
<input checked="" type="checkbox"/>	Refer as FCC KDB 789033, G)6) Method AD (Trace Averaging). (For unrestricted band measurement)
<input type="checkbox"/>	Refer as FCC KDB 789033, G)6) Method VB (Reduced VBW).
<input checked="" type="checkbox"/>	Refer as ANSI C63.10, clause 11.12.2.5.3 (Reduced VBW). VBW ≥ 1/T, where T is pulse time.(For restricted band average measurement)
<input type="checkbox"/>	Refer as ANSI C63.10, clause 7.5 average value of pulsed emissions.
<input checked="" type="checkbox"/>	Refer as FCC KDB 789033, clause G)5) measurement procedure peak limit.
<input type="checkbox"/>	Refer as ANSI C63.10, clause 4.1.4.2.2 measurement procedure peak limit.
<input checked="" type="checkbox"/>	Refer as FCC KDB 789033, clause G)3)d)ii) for Band edge Integration measurements.
<ul style="list-style-type: none"> For emission MASK shall be measured using following options below: 	
<input checked="" type="checkbox"/>	Refer as KDB 987594 D02, J) In-Band Emissions
<ul style="list-style-type: none"> For radiated measurement. 	
	<ul style="list-style-type: none"> Refer as ANSI C63.10, clause 6.4 for radiated emissions below 30 MHz and test distance is 3m.
	<ul style="list-style-type: none"> Refer as ANSI C63.10, clause 6.5 for radiated emissions 30 MHz to 1 GHz and test distance is 3m.
	<ul style="list-style-type: none"> Refer as ANSI C63.10, clause 6.6 for radiated emissions above 1GHz.
<ul style="list-style-type: none"> The any unwanted emissions level shall not exceed the fundamental emission level. 	
<ul style="list-style-type: none"> All amplitude of spurious emissions that are attenuated by more than 20 dB below the permissible value has no need to be reported. 	



Test Method	
<ul style="list-style-type: none"> ▪ For conducted and cabinet radiation measurement, refer as FCC KDB 789033, clause G)3). 	
	<ul style="list-style-type: none"> ▪ For conducted unwanted emissions into non-restricted bands (relative emission limits). Devices with multiple transmit chains: Refer as FCC KDB 662911, when testing out-of-band and spurious emissions against relative emission limits, tests may be performed on each output individually without summing or adding 10 log(N) if the measurements are made relative to the in-band emissions on the individual outputs.
	<ul style="list-style-type: none"> ▪ For conducted unwanted emissions into restricted bands (absolute emission limits). Devices with multiple transmit chains using options given below: (1) Measure and sum the spectra across the outputs or (2) Measure and add 10 log(N) dB
	<ul style="list-style-type: none"> ▪ For FCC KDB 662911 The methodology described here may overestimate array gain, thereby resulting in apparent failures to satisfy the out-of-band limits even if the device is actually compliant. In such cases, compliance may be demonstrated by performing radiated tests around the frequencies at which the apparent failures occurred.

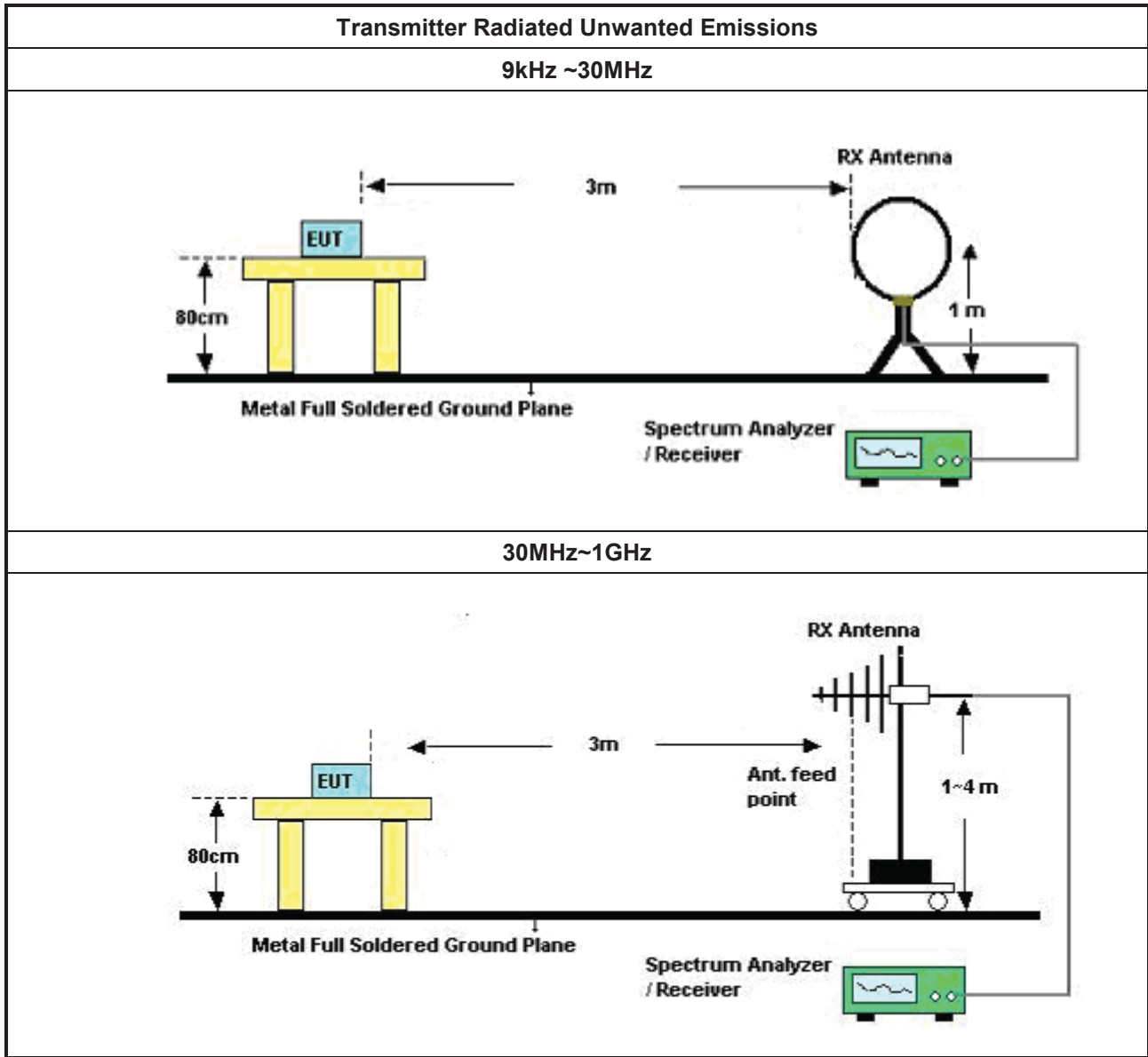
<ul style="list-style-type: none"> ▪ Use the following spectrum analyzer settings: 	
	<ul style="list-style-type: none"> ▪ Set RBW=100 kHz for f < 1 GHz; VBW=3 * RBW; Sweep = auto; Detector function = peak; Trace = max hold.
	<ul style="list-style-type: none"> ▪ Set RBW = 1 MHz, VBW= 3MHz for f ≥ 1 GHz for peak measurement. For average measurement, refer as 1.1.4.
<ul style="list-style-type: none"> ▪ KDB 414788 Open-Field Test Sites and Chamber Correlation Justification. 	
	<ul style="list-style-type: none"> ▪ Based on FCC 15.31 (f) (2): measurements may be performed at a distance closer than that specified in regulations; however, an attempt should be made to avoid making measurements in the near field.
	<ul style="list-style-type: none"> ▪ Open-field site and chamber correlation testing had been performed and chamber measured test result is the worst case test result.

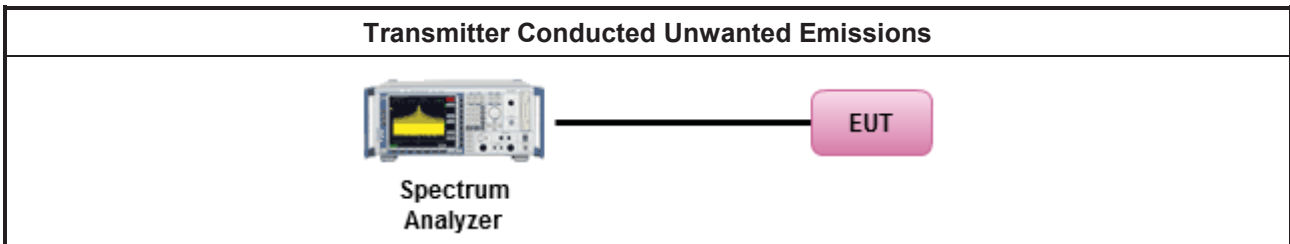
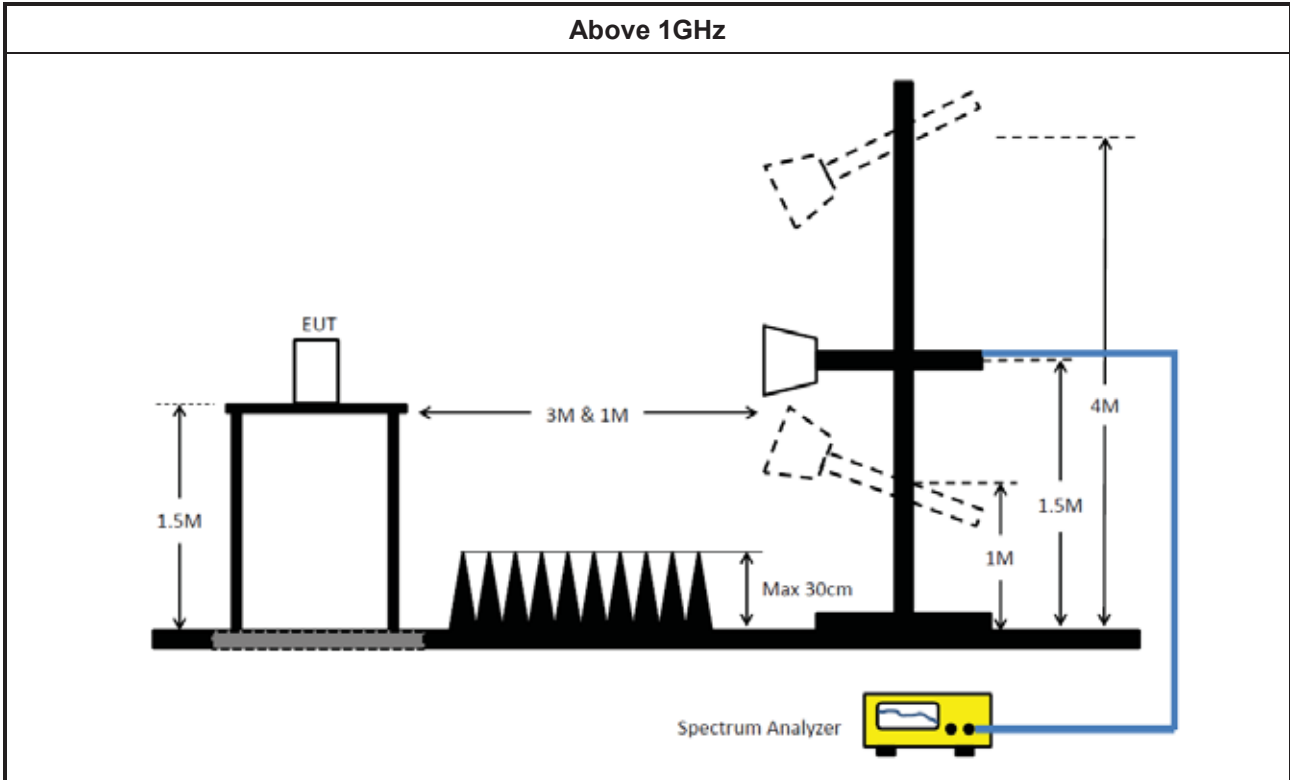
3.5.4 Measurement Results Calculation

The measured Level is calculated using:

Corrected Reading: Raw(Read Level) + AF(Antenna Factor) + CL(Cable Loss) - PA(Preamplifier Factor)

3.5.5 Test Setup





3.5.6 Transmitter Unwanted Emissions (Below 30MHz)

The amplitude of spurious emissions which are attenuated by more than 20dB below the permissible value has no need to be reported.

3.5.7 Test Result of Transmitter Unwanted Emissions

Refer as Appendix E

3.6 Contention Based Protocol

3.6.1 Contention Based Protocol Limit

EUT can detect an AWGN signal with 90% (or better) level of certainty.

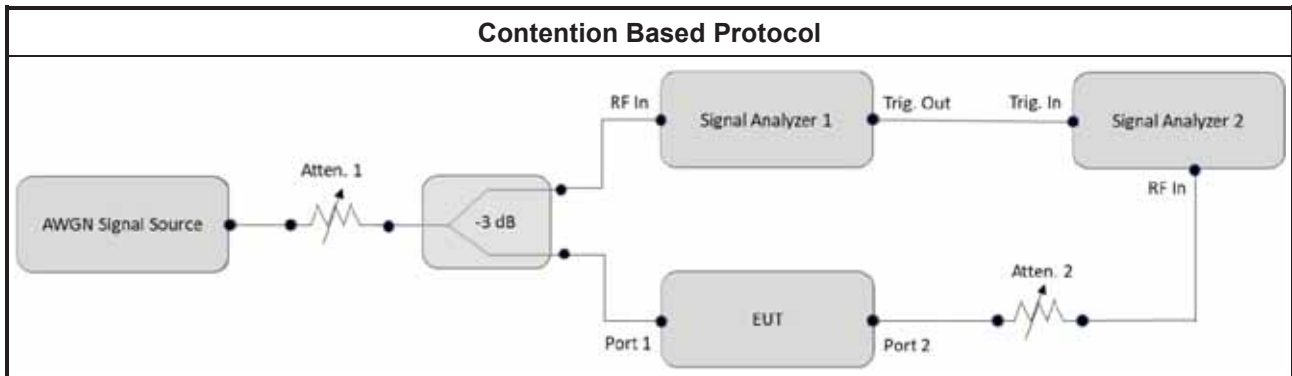
3.6.2 Measuring Instruments

Refer a test equipment and calibration data table in this test report.

3.6.3 Test Procedures

Test Method	
<input type="checkbox"/>	For Contention Based Protocol shall be measured using following options below:
<input checked="" type="checkbox"/>	Refer as KDB 987594 D02, I) Contention Based Protocol.

3.6.4 Test Setup



3.6.5 Test Result of Contention Based Protocol

Refer as Appendix F



4 Test Equipment and Calibration Data

Instrument for AC Conduction

Instrument	Manufacturer /Brand	Model No.	Serial No.	Spec.	Calibration Date	Calibration Due Date
EMI Test Receiver	R&S	ESR	102051	9kHz ~ 3.6GHz	16/May/2023	15/May/2024
Two-Line V-Network	R&S	ENV 216	100003	9kHz ~ 30MHz	07/Sep/2023	06/Sep/2024
RF Cable 5m	TITAN	TITAN	CO04-cable-01	9 kHz~200MHz	28/Feb/2023	27/Feb/2024
Impuls Begrenzer Pulse Limiter	SCHWARZBECK	VTSD 9561-F	9561-F041	9kHz ~ 30MHz	18/Oct/2023	17/Oct/2024
Software	Sporton	SENSE-EMI	V5.11.3	-	NCR	NCR

NCR: No Calibration Required

Instrument for Conducted Test

Instrument	Manufacturer /Brand	Model No.	Serial No.	Spec.	Calibration Date	Calibration Due Date
Signal Analyzer	R&S	FSV 40	101515	9kHz~40GHz	14/Feb/2023	13/Feb/2024
SMB100A Signal Generator	R&S	SMB100A	181147	100kHz~40GHz	20/Oct/2023	19/Oct/2024
Power Meter	Anritsu	ML2495A	2105003	300MHz~40GHz	19/Sep/2023	18/Sep/2024
Pulse Sensor	Anritsu	MA2411B	1911254	300MHz~40GHz	19/Sep/2023	18/Sep/2024
SENSE-15407_NII	Sporton	V5.11.14	N/A	N/A	N/A	N/A

**Instrument for Radiated Test (03CH02-HY)**

Instrument	Manufacturer /Brand	Model No.	Serial No.	Spec.	Calibration Date	Calibration Due Date
3m Semi Anechoic Chamber	SIDT FRANKONIA	SAC-3M	03CH02-HY	30MHz~1GHz 3m	29/Jul/2023	28/Jul/2024
3m Semi Anechoic Chamber	SIDT FRANKONIA	SAC-3M	03CH02-HY	1GHz~18GHz 3m	28/Jul/2023	27/Jul/2024
EMI Test Receiver	R&S	ESR	102052	9kHz~3.6GHz	26/May/2023	25/May/2024
Signal Analyzer	R&S	FSP 40	100593	9kHz~40GHz	17/Mar/2023	16/Mar/2024
Loop Antenna	TESEQ	HLA 6120	31244	9kHz~30MHz	23/Mar/2023	22/Mar/2024
Bilog Antenna & 5dB Attenuator	SCHAFFNER / MTJ	CBL 6112B / MTJ6102-05	2723/2	30MHz~1GHz	27/Aug/2023	26/Aug/2024
Double Ridged Guide Horn Antenna	SCHWARZBECK	BBHA 9120 D	02268	1GHz~18GHz	23/Sep/2023	22/Sep/2024
Broadband Horn Antenna	SCHWARZBECK	BBHA 9170	01248	18GHz~40GHz	21/Aug/2023	20/Aug/2024
RF Cable	MVE	400LL+SN 200207	03CH02-cable-02	9kHz~30MHz	20/Dec/2022	19/Dec/2023
RF Cable	MVE	400LL+SN 200207	03CH02-cable-02	30MHz~1GHz	20/Dec/2022	19/Dec/2023
RF Cable-R03m	HUBER+SUHNER	SUCOFLEX104	03CH02-cable-01	1GHz~40GHz	10/Feb/2023	09/Feb/2024
Amplifier	Aglient	8447D	2944A11149	100kHz~1.3GHz	27/Jun/2023	26/Jun/2024
Microwave Preamplifier	Agilent	8449B	3008A02373	1GHz~26.5GHz	24/Oct/2023	23/Oct/2024
Amplifier	EM	EM18G40GA	060874	18GHz ~40GHz	18/Aug/2023	17/Aug/2024
SENSE-15407-NII	Sporton	V5.11.14	NA	NA	NA	NA

Instrument for Radiated Test (03CH24-HY)

Instrument	Manufacturer /Brand	Model No.	Serial No.	Spec.	Calibration Date	Calibration Due Date
3m Semi Anechoic Chamber	TDK	SAC-3M	03CH24-HY	1GHz~18GHz 3m	03/Aug/2023	02/Aug/2024
Signal Analyzer	ROHDE&SCHWARZ	FSV3044	101345	10Hz~44GHz	10/Aug/2023	09/Aug/2024
Double Ridged Guide Horn Antenna	SCHWARZBECK	BBHA 9120 D	02744	1GHz~18GHz	17/Aug/2023	16/Aug/2024
Amplifier	EM	EM01G18G	060870	1GHz ~18GHz	10/Aug/2023	09/Aug/2024
RF Cable	HUBER+SUHNER	SUOFLEX 104	CB002	1GHz~40GHz	21/Jul/2023	20/Jul/2024
Microwave Prempplier	EMC INSTRUMENTS	EM18G40G	060604	18GHz ~ 40GHz	16/Mar/2023	15/Mar/2024
Broadband Horn Antenna	SCHWARZBECK	BBHA 9170	01248	18GHz~40GHz	21/Aug/2023	20/Aug/2024
SENSE-15407-NII	Sporton	V5.11.14	NA	NA	NA	NA



Instrument for Radiated Test (03CH25-HY)

Instrument	Manufacturer /Brand	Model No.	Serial No.	Spec.	Calibration Date	Calibration Due Date
3m Semi Anechoic Chamber	TDK	SAC-3M	03CH25-HY	1GHz~18GHz 3m	09/Aug/2023	08/Aug/2024
Signal Analyzer	ROHDE&SCHWARZ	FSV40	101500	10Hz ~ 40 GHz	26/Oct/2023	25/Oct/2024
Double Ridged Guide Horn Antenna	SCHWARZBECK	BBHA 9120 D	02876	1GHz~18GHz	12/Jul/2023	11/Jul/2024
Broadband Horn Antenna	SCHWARZBECK	BBHA 9170	BBHA 9170154	18GHz ~ 40GHz	01/Jun/2023	31/May/2024
RF Cable	HUBER+SUHNER	SUOFLEX 104	CB007	1GHz~40GHz	24/Apr/2023	23/Apr/2024
Preamplifier	SGH	PRAMP 118-H	20230515-3	1GHz ~18GHz	25/May/2023	24/May/2024
Microwave Prempifier	EMC INSTRUMENTS	EM18G40G	060604	18GHz ~ 40GHz	16/Mar/2023	15/Mar/2024
SENSE-EMI	Sporton	V5.11.6	N/A	N/A	N/A	N/A

Instrument for Contention-Based Protocol Test

Instrument	Manufacturer /Brand	Model No.	Serial No.	Spec.	Calibration Date	Calibration Due Date
Spectrum Analyzer	R&S	FSP30	100793	9 kHz ~ 30GHz	14/Jun/2023	13/Jun/2024
Vector Signal Generator	R&S	SMW200A	111529	100kHz~7.5GHz	20/Mar/2023	19/Mar/2024
DFS-Adaptivity	Sporton	Ver 2.7	N/A	N/A	N/A	N/A
Adaptivity Analysis-5G	Sporton	Ver 2.8	N/A	N/A	N/A	N/A



Conducted Emissions at Powerline_Non-Beamforming_Radio 3 Appendix A

Summary

Mode	Result	Type	Freq (Hz)	Level (dBuV)	Limit (dBuV)	Margin (dB)	Condition
Mode 1	Pass	QP	151.807k	48.99	65.90	-16.91	Neutral



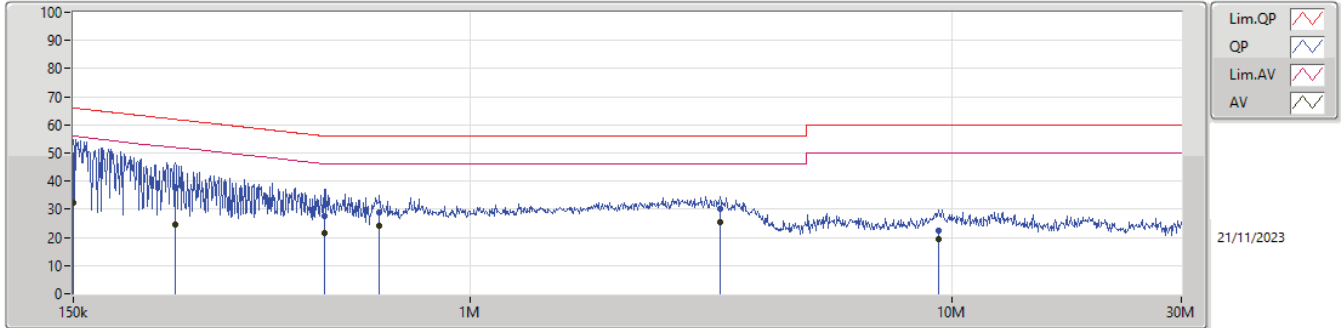
Conducted Emissions at Powerline_Non-Beamforming_Radio 3 Appendix A

Result

Mode	Result	Type	Freq (Hz)	Level (dBuV)	Limit (dBuV)	Margin (dB)	Condition
Mode 1	Pass	QP	150k	48.95	66.00	-17.05	Line
Mode 1	Pass	AV	150k	32.32	56.00	-23.68	Line
Mode 1	Pass	QP	244.12k	37.84	61.95	-24.11	Line
Mode 1	Pass	AV	244.12k	24.57	51.95	-27.38	Line
Mode 1	Pass	QP	500k	27.47	56.00	-28.53	Line
Mode 1	Pass	AV	500k	21.46	46.00	-24.54	Line
Mode 1	Pass	QP	649.178k	28.90	56.00	-27.10	Line
Mode 1	Pass	AV	649.178k	24.18	46.00	-21.82	Line
Mode 1	Pass	QP	3.309M	29.97	56.00	-26.03	Line
Mode 1	Pass	AV	3.309M	25.24	46.00	-20.76	Line
Mode 1	Pass	QP	9.38M	22.56	60.00	-37.44	Line
Mode 1	Pass	AV	9.38M	19.22	50.00	-30.78	Line
Mode 1	Pass	QP	151.807k	48.99	65.90	-16.91	Neutral
Mode 1	Pass	AV	151.807k	31.81	55.90	-24.09	Neutral
Mode 1	Pass	QP	368.279k	30.67	58.54	-27.87	Neutral
Mode 1	Pass	AV	368.279k	20.25	48.54	-28.29	Neutral
Mode 1	Pass	QP	636.349k	26.43	56.00	-29.57	Neutral
Mode 1	Pass	AV	636.349k	20.45	46.00	-25.55	Neutral
Mode 1	Pass	QP	1.28M	24.05	56.00	-31.95	Neutral
Mode 1	Pass	AV	1.28M	21.50	46.00	-24.50	Neutral
Mode 1	Pass	QP	2.878M	27.94	56.00	-28.06	Neutral
Mode 1	Pass	AV	2.878M	24.12	46.00	-21.88	Neutral
Mode 1	Pass	QP	18.564M	24.43	60.00	-35.57	Neutral
Mode 1	Pass	AV	18.564M	21.12	50.00	-28.88	Neutral

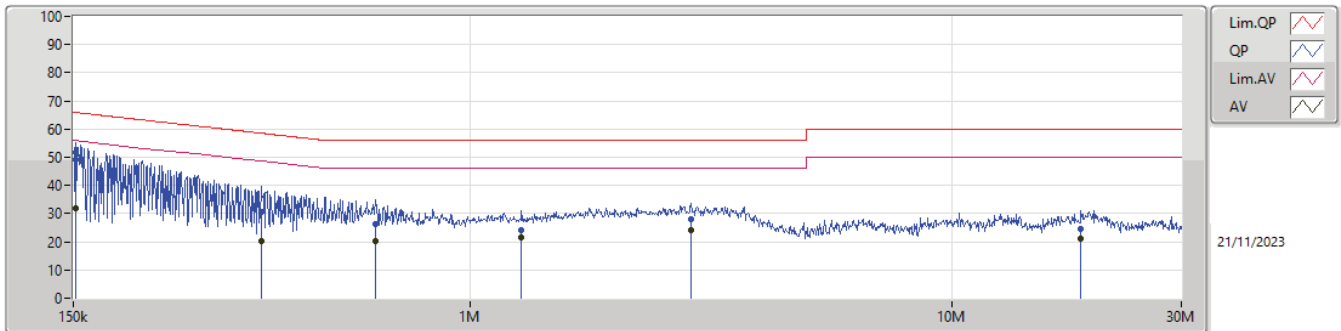


Conducted Emissions at Powerline_Mode 1



Type	Freq (Hz)	Level (dBuV)	Limit (dBuV)	Margin (dB)	Factor (dB)	Condition	Comment	Raw (dBuV)	LISN (dB)	CL (dB)	AT (dB)
QP	150k	48.95	66.00	-17.05	19.36	Line	-	29.59	9.57	0.03	9.76
AV	150k	32.32	56.00	-23.68	19.36	Line	-	12.96	9.57	0.03	9.76
QP	244.12k	37.84	61.95	-24.11	19.29	Line	-	18.55	9.56	0.03	9.70
AV	244.12k	24.57	51.95	-27.38	19.29	Line	-	5.28	9.56	0.03	9.70
QP	500k	27.47	56.00	-28.53	19.38	Line	-	8.09	9.57	0.04	9.77
AV	500k	21.46	46.00	-24.54	19.38	Line	-	2.08	9.57	0.04	9.77
QP	649.178k	28.90	56.00	-27.10	19.40	Line	-	9.50	9.57	0.05	9.78
AV	649.178k	24.18	46.00	-21.82	19.40	Line	-	4.78	9.57	0.05	9.78
QP	3.309M	29.97	56.00	-26.03	19.50	Line	-	10.47	9.59	0.12	9.79
AV	3.309M	25.24	46.00	-20.76	19.50	Line	-	5.74	9.59	0.12	9.79
QP	9.38M	22.56	60.00	-37.44	19.67	Line	-	2.89	9.70	0.18	9.79
AV	9.38M	19.22	50.00	-30.78	19.67	Line	-	-0.45	9.70	0.18	9.79

Conducted Emissions at Powerline_Mode 1



Type	Freq (Hz)	Level (dBuV)	Limit (dBuV)	Margin (dB)	Factor (dB)	Condition	Comment	Raw (dBuV)	LISN (dB)	CL (dB)	AT (dB)
QP	151.807k	48.99	65.90	-16.91	19.41	Neutral	-	29.58	9.62	0.03	9.76
AV	151.807k	31.81	55.90	-24.09	19.41	Neutral	-	12.40	9.62	0.03	9.76
QP	368.279k	30.67	58.54	-27.87	19.41	Neutral	-	11.26	9.62	0.04	9.75
AV	368.279k	20.25	48.54	-28.29	19.41	Neutral	-	0.84	9.62	0.04	9.75
QP	636.349k	26.43	56.00	-29.57	19.45	Neutral	-	6.98	9.62	0.05	9.78
AV	636.349k	20.45	46.00	-25.55	19.45	Neutral	-	1.00	9.62	0.05	9.78
QP	1.28M	24.05	56.00	-31.95	19.49	Neutral	-	4.56	9.63	0.06	9.80
AV	1.28M	21.50	46.00	-24.50	19.49	Neutral	-	2.01	9.63	0.06	9.80
QP	2.878M	27.94	56.00	-28.06	19.55	Neutral	-	8.39	9.65	0.11	9.79
AV	2.878M	24.12	46.00	-21.88	19.55	Neutral	-	4.57	9.65	0.11	9.79
QP	18.564M	24.43	60.00	-35.57	20.01	Neutral	-	4.42	9.92	0.26	9.83
AV	18.564M	21.12	50.00	-28.88	20.01	Neutral	-	1.11	9.92	0.26	9.83



Summary

Mode	Max-N dB (Hz)	Max-OBW (Hz)	ITU-Code	Min-N dB (Hz)	Min-OBW (Hz)
5.925-6.425GHz	-	-	-	-	-
802.11be EHT20_Nss1,(MCS0)_4TX	22.605M	19.065M	19M1D1D	21.56M	18.991M
802.11be EHT40_Nss1,(MCS0)_4TX	44.55M	38.031M	38MOD1D	41.91M	37.881M
802.11be EHT80_Nss1,(MCS0)_4TX	91.52M	77.661M	77M7D1D	84.7M	77.461M
802.11be EHT160_Nss1,(MCS0)_4TX	171.16M	156.922M	157MD1D	165.88M	156.322M
802.11be EHT320_Nss1,(MCS0)_4TX	345.84M	316.242M	316MD1D	330.88M	314.643M
6.425-6.525GHz	-	-	-	-	-
802.11be EHT20_Nss1,(MCS0)_4TX	23.32M	19.115M	19M1D1D	21.505M	18.991M
802.11be EHT40_Nss1,(MCS0)_4TX	43.67M	38.081M	38M1D1D	42.46M	37.881M
802.11be EHT80_Nss1,(MCS0)_4TX	89.54M	77.761M	77M8D1D	85.58M	77.461M
802.11be EHT160_Nss1,(MCS0)_4TX	172.48M	156.922M	157MD1D	168.08M	156.522M
6.525-6.875GHz	-	-	-	-	-
802.11be EHT20_Nss1,(MCS0)_4TX	22.385M	19.065M	19M1D1D	21.175M	18.966M
802.11be EHT40_Nss1,(MCS0)_4TX	43.89M	38.031M	38MOD1D	42.24M	37.881M
802.11be EHT80_Nss1,(MCS0)_4TX	90.2M	77.761M	77M8D1D	85.58M	77.461M
802.11be EHT160_Nss1,(MCS0)_4TX	172.48M	157.121M	157MD1D	167.2M	156.722M
802.11be EHT320_Nss1,(MCS0)_4TX	346.72M	316.242M	316MD1D	336.16M	315.442M
6.875-7.125GHz	-	-	-	-	-
802.11be EHT20_Nss1,(MCS0)_4TX	22.99M	19.065M	19M1D1D	21.23M	18.991M
802.11be EHT40_Nss1,(MCS0)_4TX	43.89M	38.031M	38MOD1D	42.02M	37.881M
802.11be EHT80_Nss1,(MCS0)_4TX	88.22M	77.861M	77M9D1D	84.92M	77.561M
802.11be EHT160_Nss1,(MCS0)_4TX	170.28M	156.922M	157MD1D	167.2M	156.722M
802.11be EHT320_Nss1,(MCS0)_4TX	338.8M	315.042M	315MD1D	335.28M	314.243M

Max-N dB = Maximum 6dB down bandwidth for 5.725-5.85GHz band / Maximum 26dB down bandwidth for other band;
 Max-OBW = Maximum 99% occupied bandwidth;
 Min-N dB = Minimum 6dB down bandwidth for 5.725-5.85GHz band / Maximum 26dB down bandwidth for other band;
 Min-OBW = Minimum 99% occupied bandwidth



Result

Mode	Result	Limit (Hz)	Port 1-N dB (Hz)	Port 1-OBW (Hz)	Port 2-N dB (Hz)	Port 2-OBW (Hz)	Port 3-N dB (Hz)	Port 3-OBW (Hz)	Port 4-N dB (Hz)	Port 4-OBW (Hz)
802.11be EHT20_Nss1,(MCS0)_4TX	-	-	-	-	-	-	-	-	-	-
5955MHz	Pass	Inf	22.275M	18.991M	22.22M	18.991M	22.055M	19.015M	22.385M	18.991M
6195MHz	Pass	Inf	22.165M	19.04M	22.22M	19.015M	21.89M	19.015M	21.725M	19.015M
6415MHz	Pass	Inf	22.11M	19.04M	22M	19.065M	21.56M	19.015M	22.605M	19.04M
6435MHz	Pass	Inf	21.725M	19.015M	23.32M	19.115M	21.615M	19.015M	23.265M	19.04M
6475MHz	Pass	Inf	22.385M	18.991M	22.44M	19.04M	21.67M	19.065M	22.165M	19.04M
6515MHz	Pass	Inf	21.505M	19.04M	22.33M	19.04M	22.55M	19.015M	22M	19.015M
6535MHz	Pass	Inf	21.615M	18.991M	21.505M	19.015M	21.175M	19.04M	21.615M	19.015M
6695MHz	Pass	Inf	22M	19.04M	22.165M	18.991M	22.11M	19.015M	21.89M	18.991M
6875MHz	Pass	Inf	22.385M	18.966M	21.725M	19.015M	21.67M	19.065M	22.22M	19.015M
6895MHz	Pass	Inf	21.615M	19.015M	21.23M	19.015M	21.505M	19.04M	22.55M	19.015M
6995MHz	Pass	Inf	22.055M	19.015M	22.22M	19.015M	22.22M	18.991M	22.605M	19.015M
7095MHz	Pass	Inf	22.495M	19.04M	22.605M	19.015M	22.99M	19.04M	22.605M	19.04M
7115MHz	Pass	Inf	21.67M	19.04M	22.44M	19.065M	21.835M	19.015M	22.605M	19.04M
802.11be EHT40_Nss1,(MCS0)_4TX	-	-	-	-	-	-	-	-	-	-
5965MHz	Pass	Inf	43.23M	37.931M	44.55M	37.931M	42.79M	37.931M	43.78M	37.881M
6205MHz	Pass	Inf	43.01M	37.981M	43.34M	37.981M	42.46M	37.931M	43.23M	37.881M
6405MHz	Pass	Inf	42.79M	38.031M	43.01M	37.981M	41.91M	37.981M	42.79M	38.031M
6445MHz	Pass	Inf	42.57M	37.931M	42.46M	37.981M	42.46M	37.981M	42.46M	38.081M
6485MHz	Pass	Inf	43.56M	37.981M	43.67M	37.931M	43.01M	37.881M	43.45M	37.931M
6525MHz	Pass	Inf	42.57M	37.931M	42.57M	37.981M	43.67M	38.031M	42.9M	37.981M
6565MHz	Pass	Inf	42.24M	37.981M	42.35M	38.031M	42.79M	38.031M	43.12M	37.881M
6685MHz	Pass	Inf	43.23M	37.981M	43.89M	37.981M	43.23M	37.881M	43.12M	37.981M
6885MHz	Pass	Inf	42.57M	37.931M	42.35M	37.981M	43.78M	37.931M	43.12M	38.031M
6925MHz	Pass	Inf	43.34M	37.981M	43.01M	37.881M	43.67M	38.031M	43.01M	37.931M
7005MHz	Pass	Inf	43.67M	37.981M	42.57M	37.931M	43.01M	37.981M	42.02M	37.981M
7085MHz	Pass	Inf	42.9M	37.981M	43.89M	38.031M	43.34M	38.031M	42.9M	38.031M
802.11be EHT80_Nss1,(MCS0)_4TX	-	-	-	-	-	-	-	-	-	-
5985MHz	Pass	Inf	88.44M	77.661M	85.8M	77.561M	86.9M	77.561M	86.24M	77.461M
6225MHz	Pass	Inf	89.98M	77.461M	86.02M	77.661M	84.7M	77.661M	84.7M	77.461M
6385MHz	Pass	Inf	90.86M	77.661M	86.24M	77.661M	88.66M	77.461M	91.52M	77.561M
6465MHz	Pass	Inf	86.9M	77.461M	85.8M	77.561M	89.54M	77.661M	85.58M	77.661M
6545MHz	Pass	Inf	89.54M	77.661M	86.9M	77.761M	86.24M	77.761M	88M	77.561M
6625MHz	Pass	Inf	88M	77.761M	85.58M	77.561M	88M	77.661M	85.8M	77.661M
6705MHz	Pass	Inf	88.88M	77.661M	88.66M	77.661M	85.8M	77.661M	87.78M	77.661M
6785MHz	Pass	Inf	87.34M	77.561M	88.22M	77.661M	89.54M	77.661M	86.46M	77.461M
6865MHz	Pass	Inf	87.56M	77.761M	87.34M	77.661M	87.12M	77.561M	90.2M	77.461M
6945MHz	Pass	Inf	86.24M	77.561M	87.12M	77.561M	88M	77.661M	84.92M	77.561M
7025MHz	Pass	Inf	84.92M	77.861M	86.46M	77.661M	88.22M	77.761M	85.8M	77.661M
802.11be EHT160_Nss1,(MCS0)_4TX	-	-	-	-	-	-	-	-	-	-
6025MHz	Pass	Inf	168.52M	156.722M	169.84M	156.922M	165.88M	156.522M	169.84M	156.322M
6185MHz	Pass	Inf	168.52M	156.922M	168.52M	156.922M	166.32M	156.722M	166.76M	156.722M
6345MHz	Pass	Inf	170.72M	156.522M	171.16M	156.722M	167.64M	156.922M	168.96M	156.522M
6505MHz	Pass	Inf	168.96M	156.522M	172.48M	156.922M	168.52M	156.922M	168.08M	156.722M
6665MHz	Pass	Inf	172.48M	156.922M	168.08M	156.722M	169.4M	156.922M	167.2M	156.922M
6825MHz	Pass	Inf	172.48M	157.121M	171.16M	157.121M	170.72M	156.922M	168.08M	156.922M
6985MHz	Pass	Inf	169.4M	156.722M	169.84M	156.922M	170.28M	156.722M	167.2M	156.922M
802.11be EHT320_Nss1,(MCS0)_4TX	-	-	-	-	-	-	-	-	-	-
6105MHz	Pass	Inf	331.76M	315.442M	345.84M	315.442M	338.8M	315.042M	330.88M	314.643M
6265MHz	Pass	Inf	338.8M	315.842M	337.92M	315.842M	339.68M	315.842M	336.16M	315.842M
6425MHz	Pass	Inf	339.68M	315.842M	342.32M	316.242M	338.8M	315.442M	337.92M	316.242M
6585MHz	Pass	Inf	339.68M	316.242M	346.72M	315.842M	341.44M	316.242M	340.56M	315.842M
6745MHz	Pass	Inf	338.8M	315.442M	337.92M	315.842M	336.16M	315.842M	337.92M	315.842M
6905MHz	Pass	Inf	338.8M	314.243M	337.92M	315.042M	335.28M	315.042M	336.16M	315.042M

Port X-N dB = Port X 6dB down bandwidth for 5.725-5.85GHz band / 26dB down bandwidth for other band
 Port X-OBW = Port X 99% occupied bandwidth

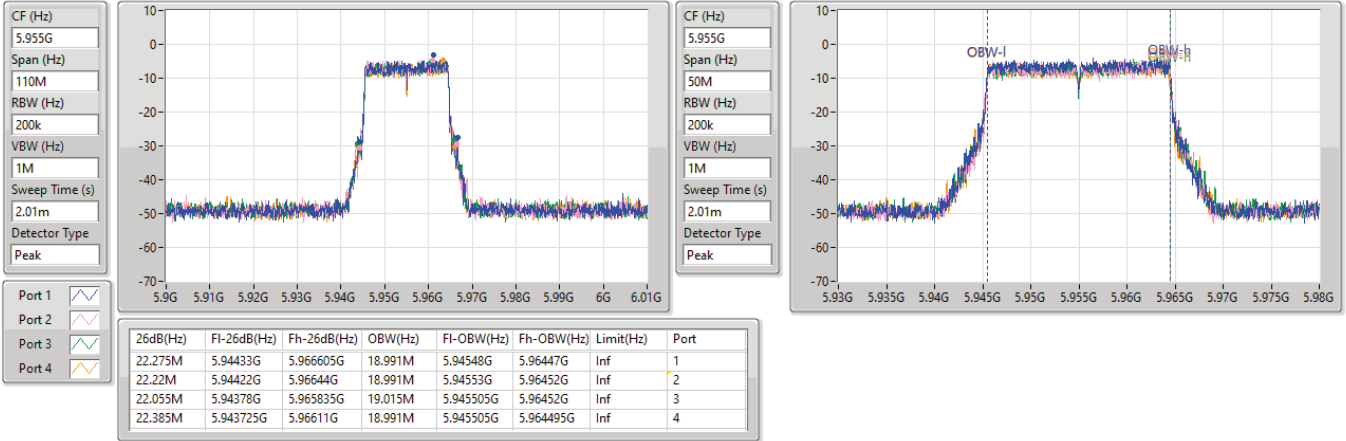


5.925-6.425GHz_802.11be EHT20_Nss1,(MCS0)_4TX

EBW

5955MHz

05/12/2023

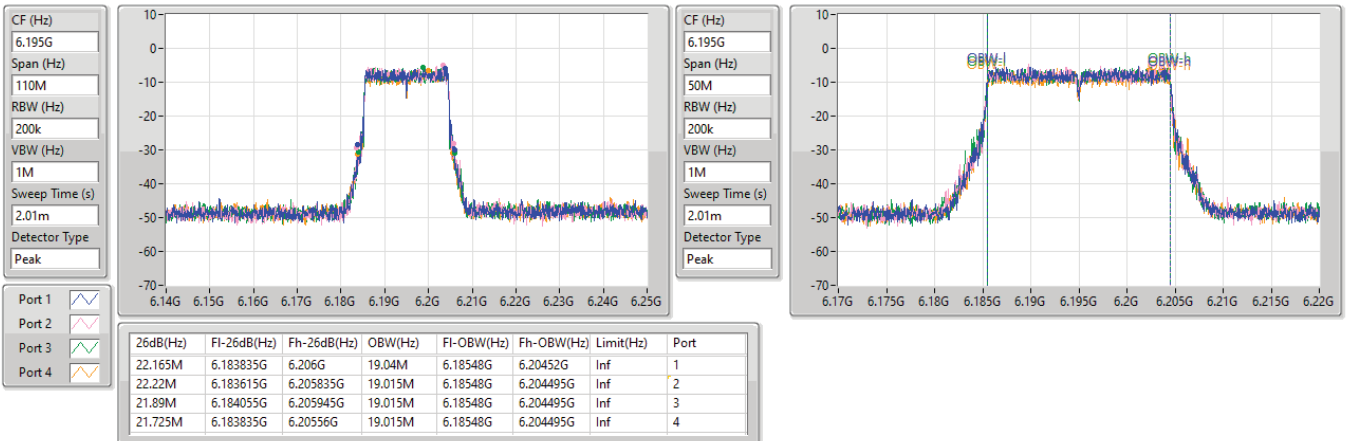


5.925-6.425GHz_802.11be EHT20_Nss1,(MCS0)_4TX

EBW

6195MHz

05/12/2023



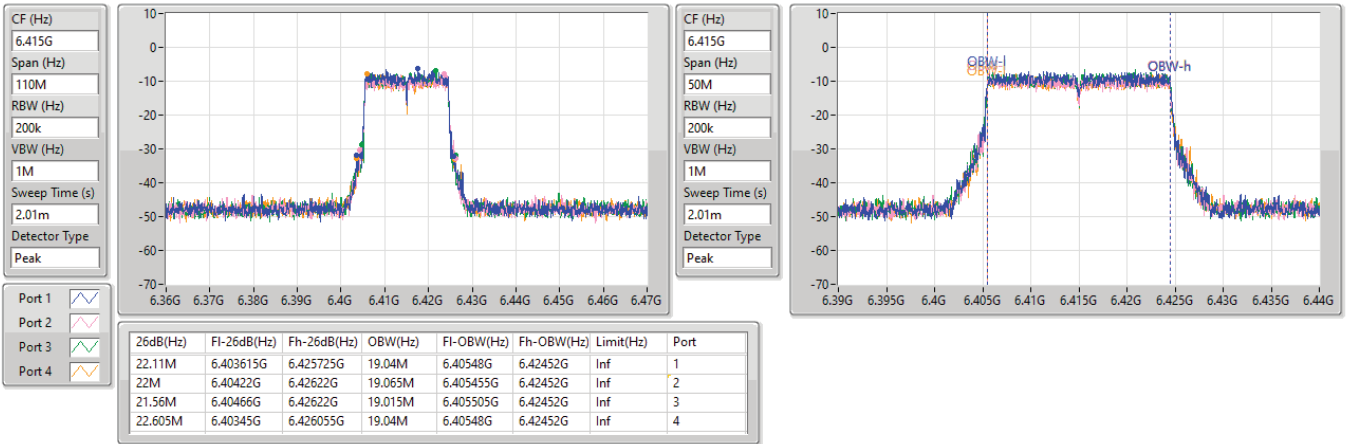


5.925-6.425GHz_802.11be EHT20_Nss1,(MCS0)_4TX

EBW

6415MHz

05/12/2023

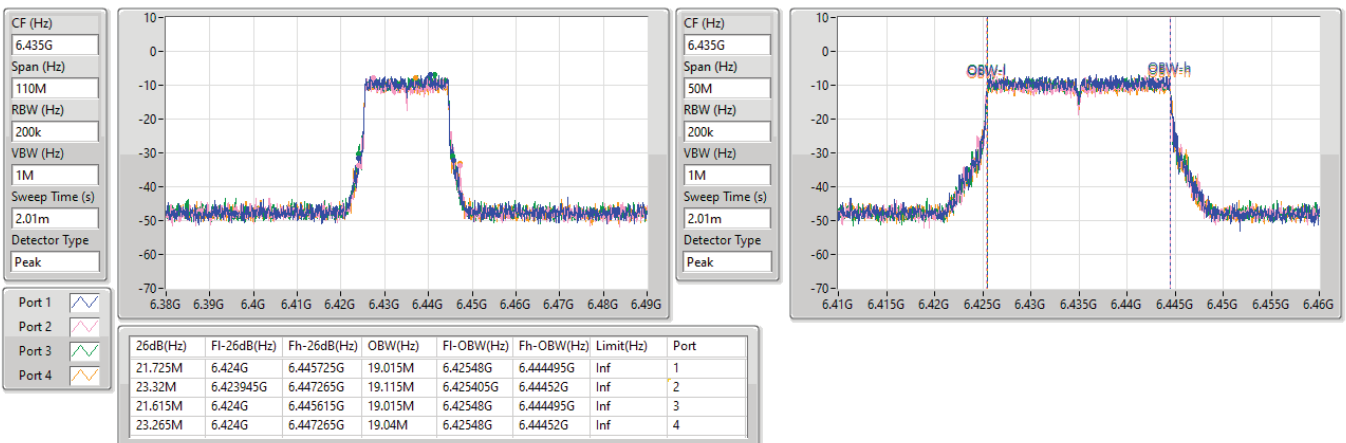


6.425-6.525GHz_802.11be EHT20_Nss1,(MCS0)_4TX

EBW

6435MHz

05/12/2023



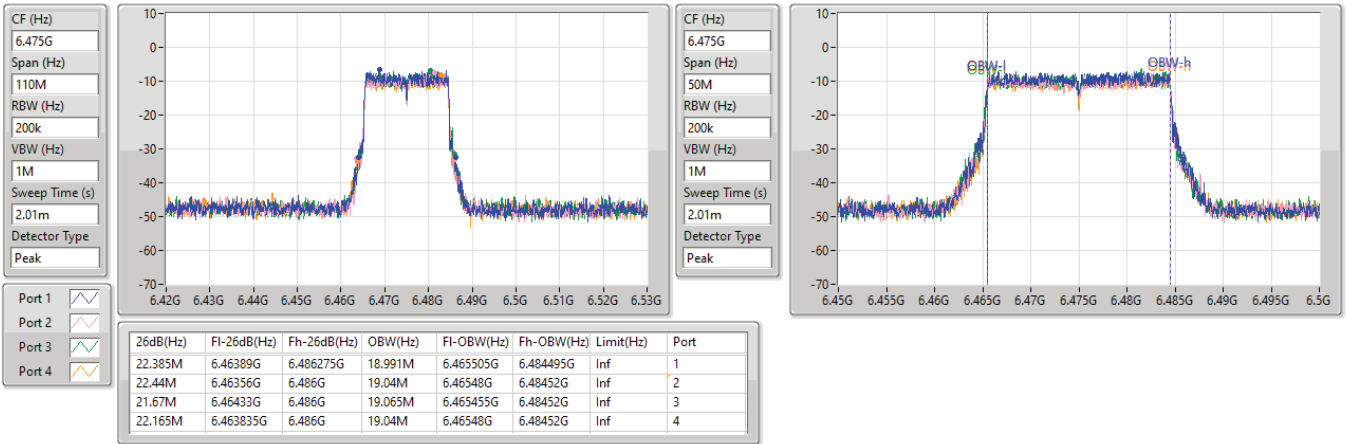


6.425-6.525GHz_802.11be EHT20_Nss1,(MCS0)_4TX

EBW

6475MHz

05/12/2023

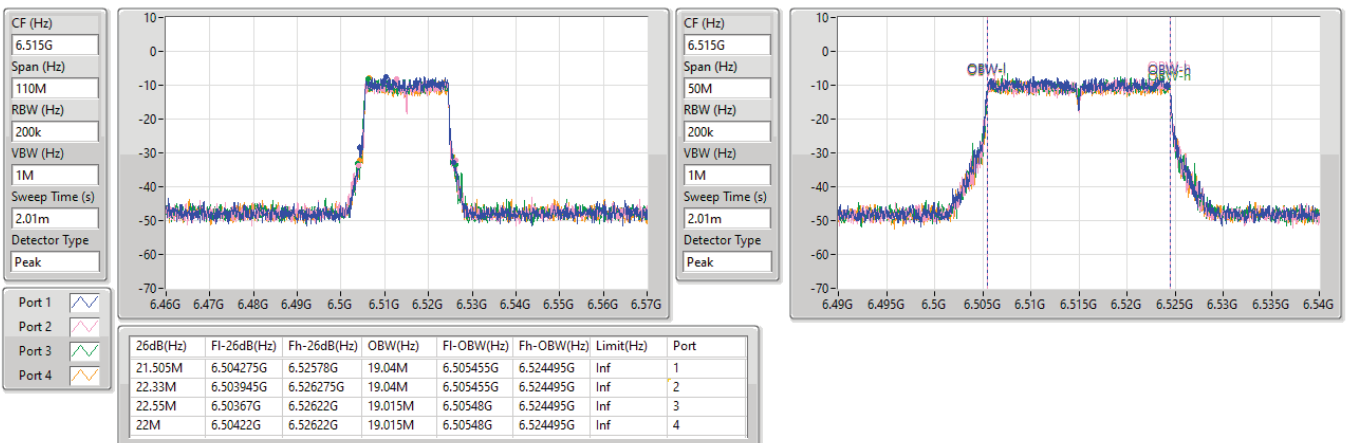


6.425-6.525GHz_802.11be EHT20_Nss1,(MCS0)_4TX

EBW

6515MHz

05/12/2023



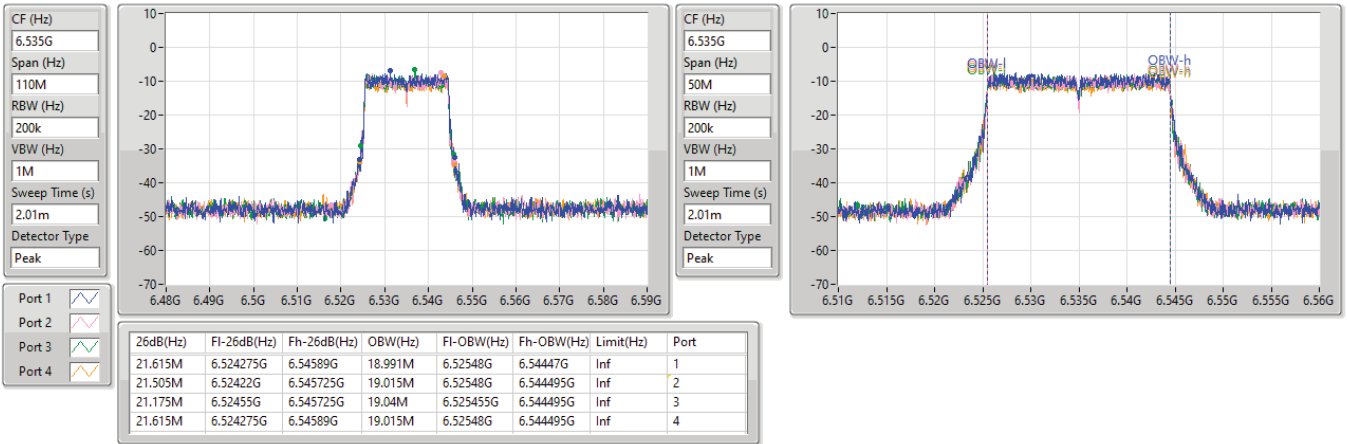


6.525-6.875GHz_802.11be EHT20_Nss1,(MCS0)_4TX

EBW

6535MHz

05/12/2023

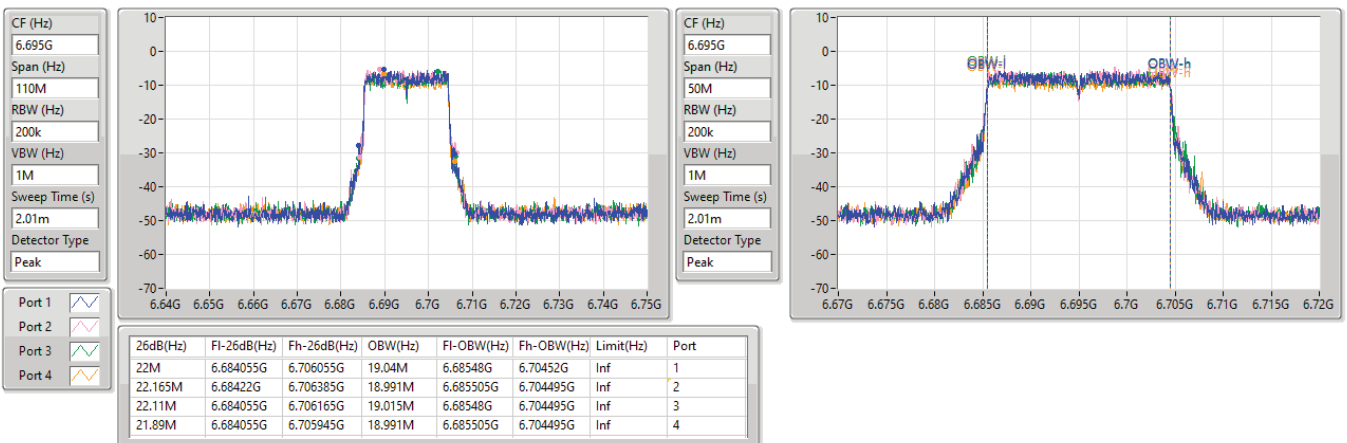


6.525-6.875GHz_802.11be EHT20_Nss1,(MCS0)_4TX

EBW

6695MHz

05/12/2023



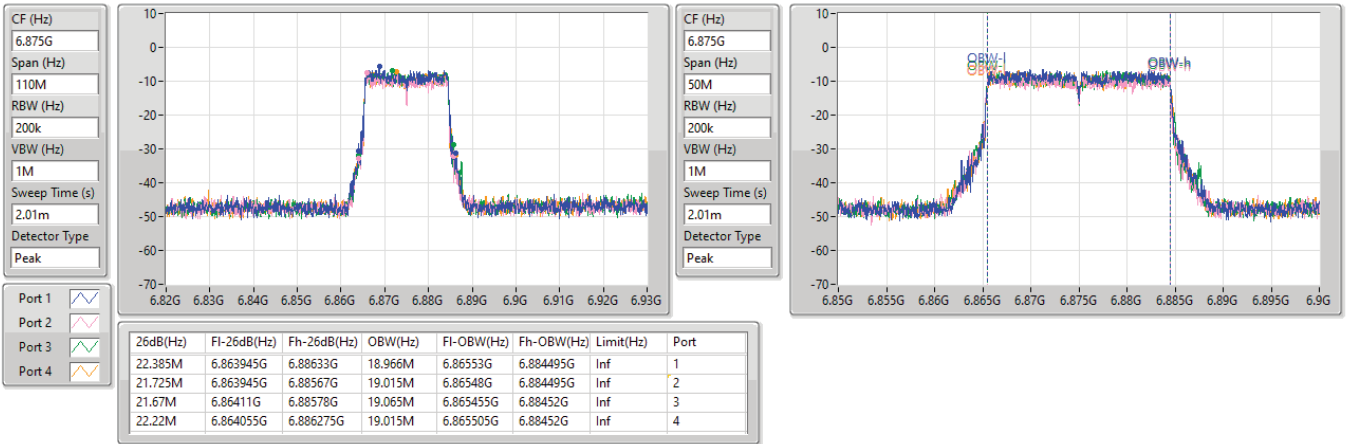


6.525-6.875GHz_802.11be EHT20_Nss1,(MCS0)_4TX

EBW

6875MHz

05/12/2023

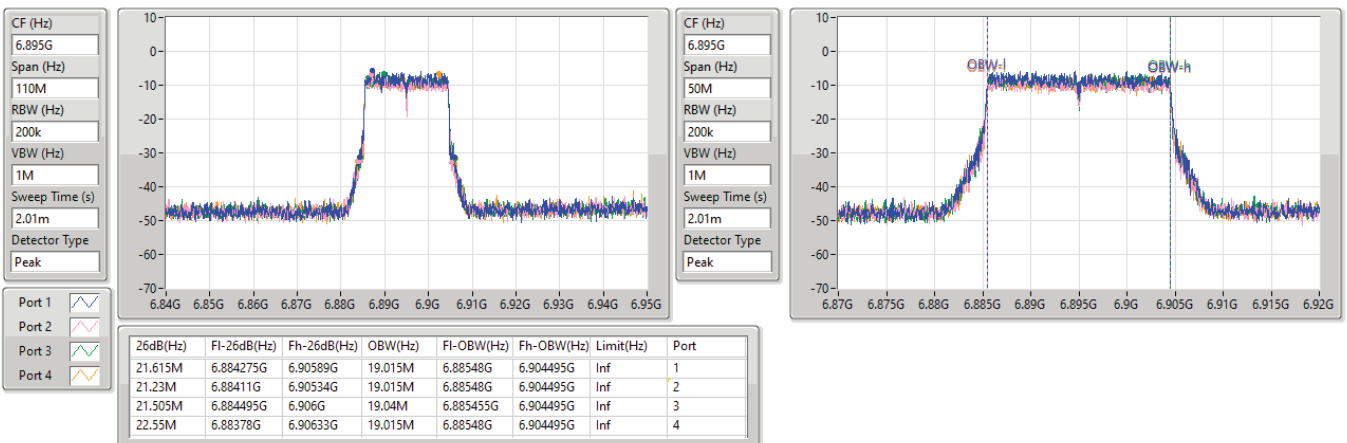


6.875-7.125GHz_802.11be EHT20_Nss1,(MCS0)_4TX

EBW

6895MHz

05/12/2023



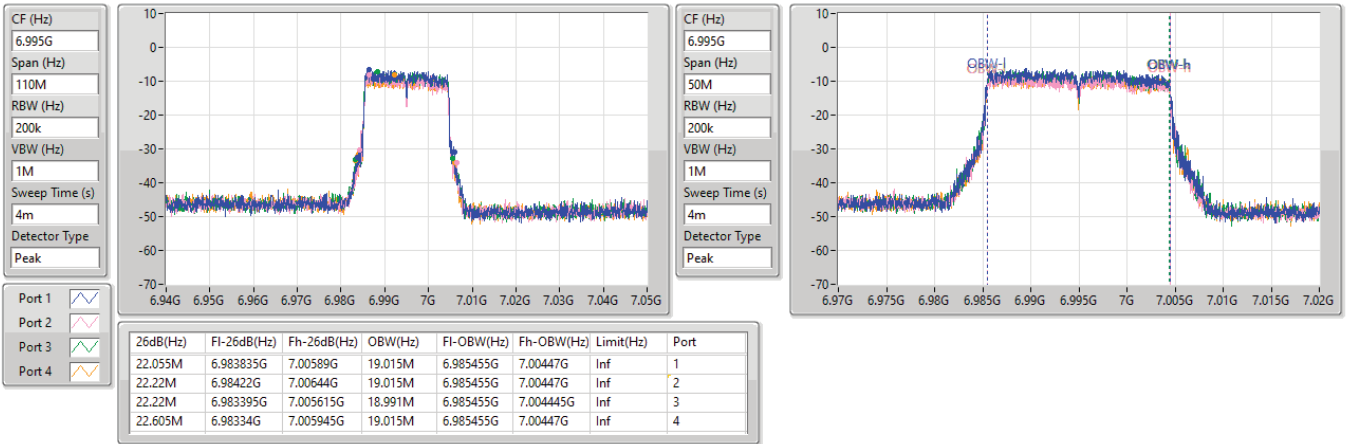


6.875-7.125GHz_802.11be EHT20_Nss1,(MCS0)_4TX

EBW

6995MHz

05/12/2023

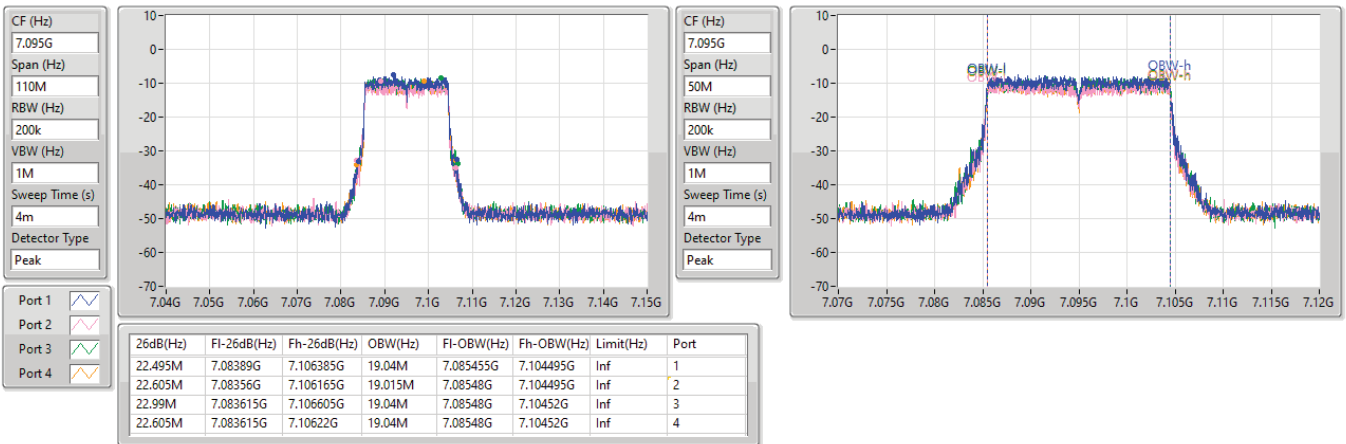


6.875-7.125GHz_802.11be EHT20_Nss1,(MCS0)_4TX

EBW

7095MHz

05/12/2023





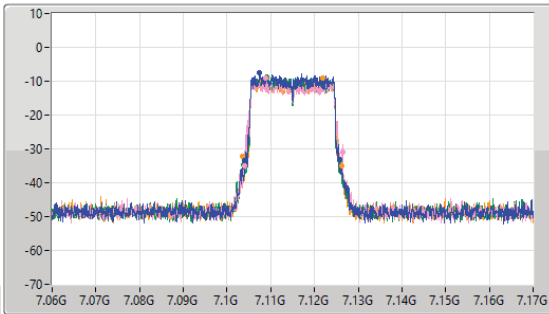
6.875-7.125GHz_802.11be EHT20_Nss1,(MCS0)_4TX

EBW

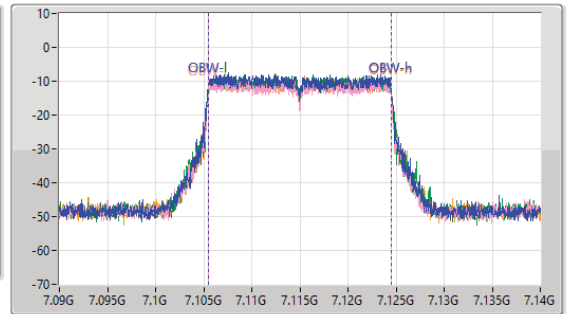
7115MHz

05/12/2023

CF (Hz)
7.115G
Span (Hz)
110M
RBW (Hz)
200k
VBW (Hz)
1M
Sweep Time (s)
4m
Detector Type
Peak



CF (Hz)
7.115G
Span (Hz)
50M
RBW (Hz)
200k
VBW (Hz)
1M
Sweep Time (s)
4m
Detector Type
Peak



26dB(Hz)	Fl-26dB(Hz)	Fh-26dB(Hz)	OBW(Hz)	Fl-OBW(Hz)	Fh-OBW(Hz)	Limit(Hz)	Port
21.67M	7.104055G	7.125725G	19.04M	7.105455G	7.124495G	Inf	1
22.44M	7.104G	7.12644G	19.065M	7.105455G	7.12452G	Inf	2
21.835M	7.103835G	7.12567G	19.015M	7.10548G	7.124495G	Inf	3
22.605M	7.103615G	7.12622G	19.04M	7.105455G	7.124495G	Inf	4

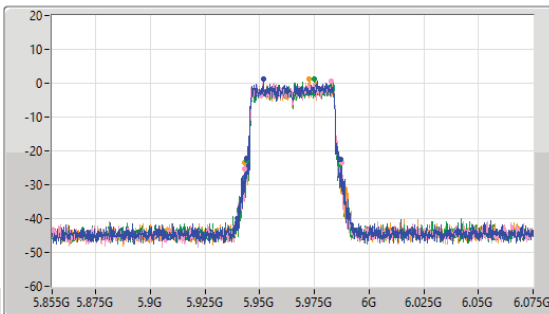
5.925-6.425GHz_802.11be EHT40_Nss1,(MCS0)_4TX

EBW

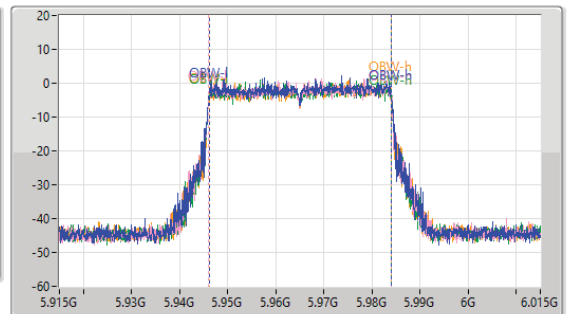
5965MHz

05/12/2023

CF (Hz)
5.965G
Span (Hz)
220M
RBW (Hz)
500k
VBW (Hz)
2M
Sweep Time (s)
2.01m
Detector Type
Peak



CF (Hz)
5.965G
Span (Hz)
100M
RBW (Hz)
500k
VBW (Hz)
2M
Sweep Time (s)
2.01m
Detector Type
Peak



26dB(Hz)	Fl-26dB(Hz)	Fh-26dB(Hz)	OBW(Hz)	Fl-OBW(Hz)	Fh-OBW(Hz)	Limit(Hz)	Port
43.23M	5.94399G	5.98722G	37.931M	5.946109G	5.98404G	Inf	1
44.53M	5.94311G	5.98766G	37.931M	5.946059G	5.983991G	Inf	2
42.79M	5.94377G	5.98656G	37.931M	5.946109G	5.98404G	Inf	3
43.78M	5.943G	5.98678G	37.881M	5.946109G	5.983991G	Inf	4



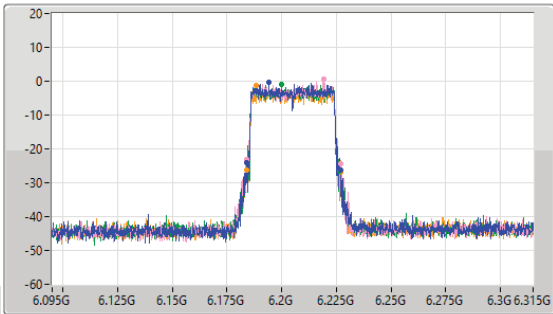
5.925-6.425GHz_802.11be EHT40_Nss1,(MCS0)_4TX

EBW

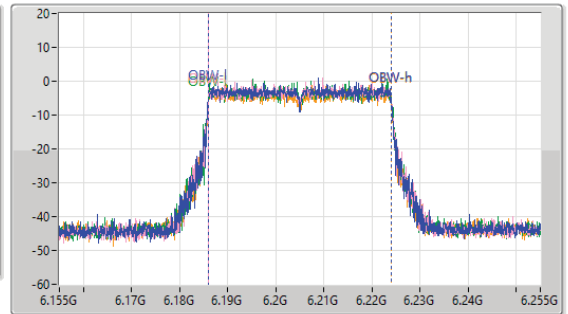
6205MHz

05/12/2023

CF (Hz)
6.205G
Span (Hz)
220M
RBW (Hz)
500k
VBW (Hz)
2M
Sweep Time (s)
2.01m
Detector Type
Peak



CF (Hz)
6.205G
Span (Hz)
100M
RBW (Hz)
500k
VBW (Hz)
2M
Sweep Time (s)
2.01m
Detector Type
Peak



Port 1
Port 2
Port 3
Port 4

26dB(Hz)	Fl-26dB(Hz)	Fh-26dB(Hz)	OBW(Hz)	Fl-OBW(Hz)	Fh-OBW(Hz)	Limit(Hz)	Port
43.01M	6.18377G	6.22678G	37.981M	6.18596G	6.223941G	Inf	1
43.34M	6.18377G	6.22711G	37.981M	6.186009G	6.223991G	Inf	2
42.46M	6.1841G	6.22656G	37.931M	6.186059G	6.223991G	Inf	3
43.23M	6.18388G	6.22711G	37.881M	6.186059G	6.223941G	Inf	4

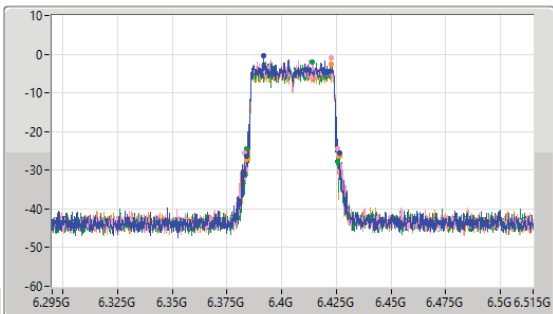
5.925-6.425GHz_802.11be EHT40_Nss1,(MCS0)_4TX

EBW

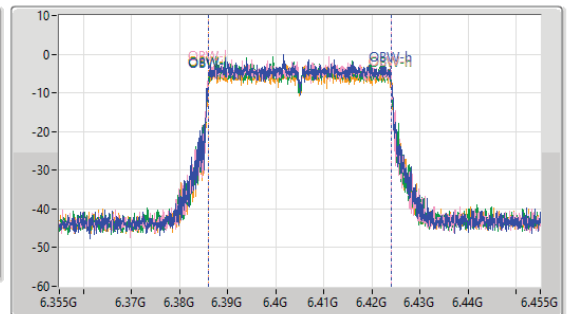
6405MHz

05/12/2023

CF (Hz)
6.405G
Span (Hz)
220M
RBW (Hz)
500k
VBW (Hz)
2M
Sweep Time (s)
2.01m
Detector Type
Peak



CF (Hz)
6.405G
Span (Hz)
100M
RBW (Hz)
500k
VBW (Hz)
2M
Sweep Time (s)
2.01m
Detector Type
Peak



Port 1
Port 2
Port 3
Port 4

26dB(Hz)	Fl-26dB(Hz)	Fh-26dB(Hz)	OBW(Hz)	Fl-OBW(Hz)	Fh-OBW(Hz)	Limit(Hz)	Port
42.79M	6.38377G	6.42656G	38.031M	6.38596G	6.423991G	Inf	1
43.01M	6.38278G	6.42579G	37.981M	6.386009G	6.423991G	Inf	2
41.91M	6.38388G	6.42579G	37.981M	6.386009G	6.423991G	Inf	3
42.79M	6.38388G	6.42667G	38.031M	6.386009G	6.42404G	Inf	4

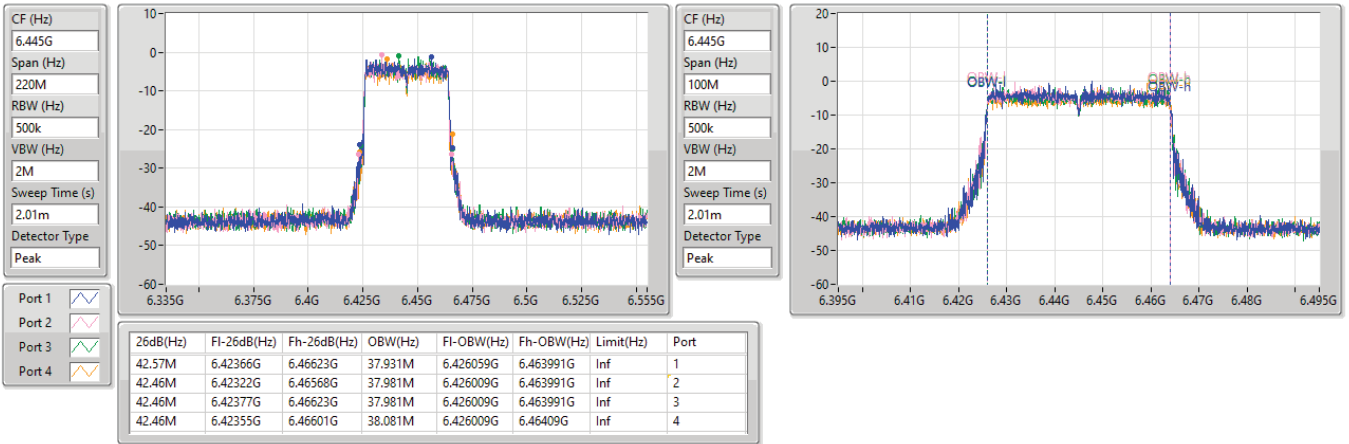


6.425-6.525GHz_802.11be EHT40_Nss1,(MCS0)_4TX

EBW

6445MHz

05/12/2023

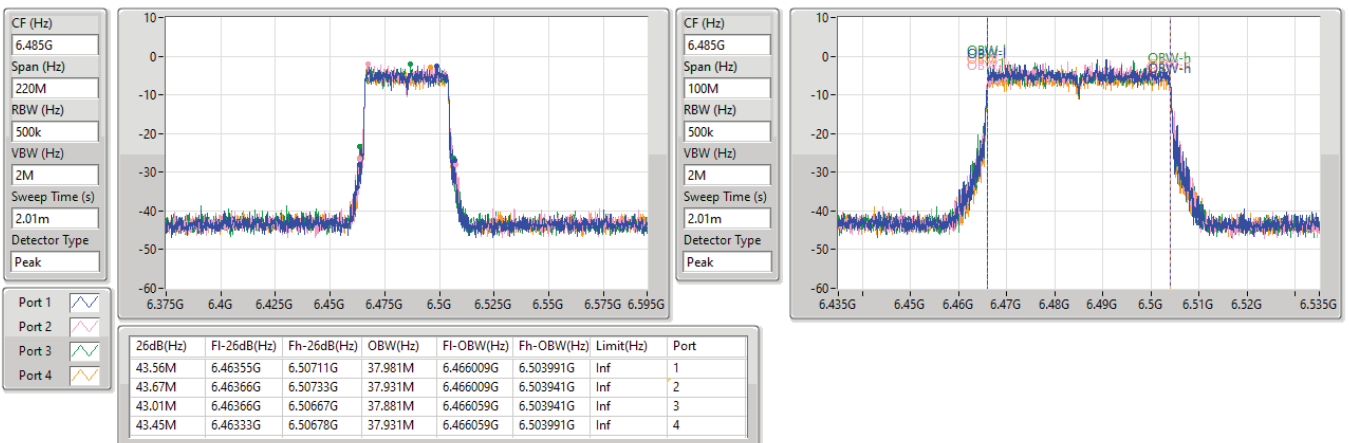


6.425-6.525GHz_802.11be EHT40_Nss1,(MCS0)_4TX

EBW

6485MHz

05/12/2023



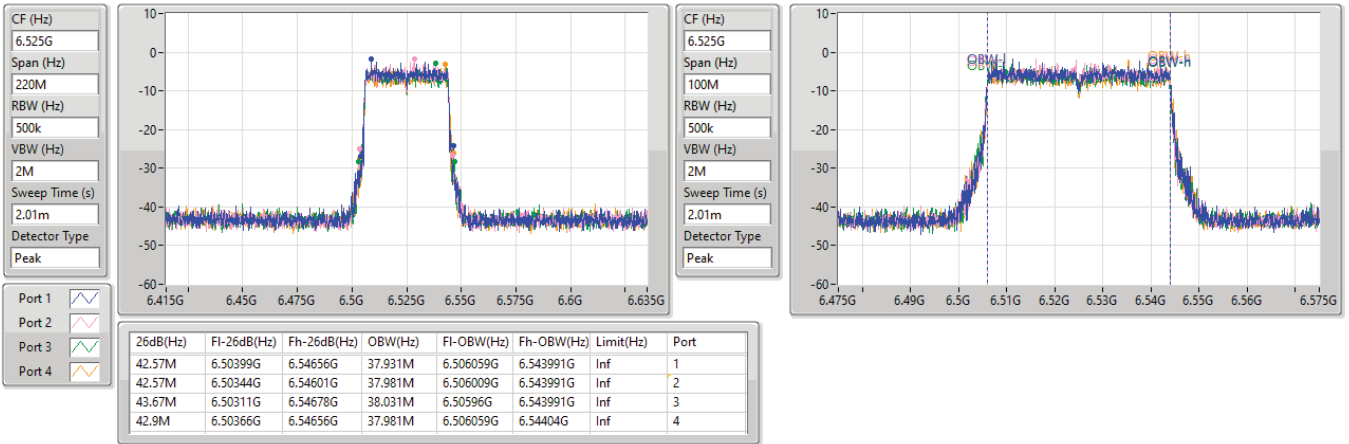


6.425-6.525GHz_802.11be EHT40_Nss1,(MCS0)_4TX

EBW

6525MHz

05/12/2023

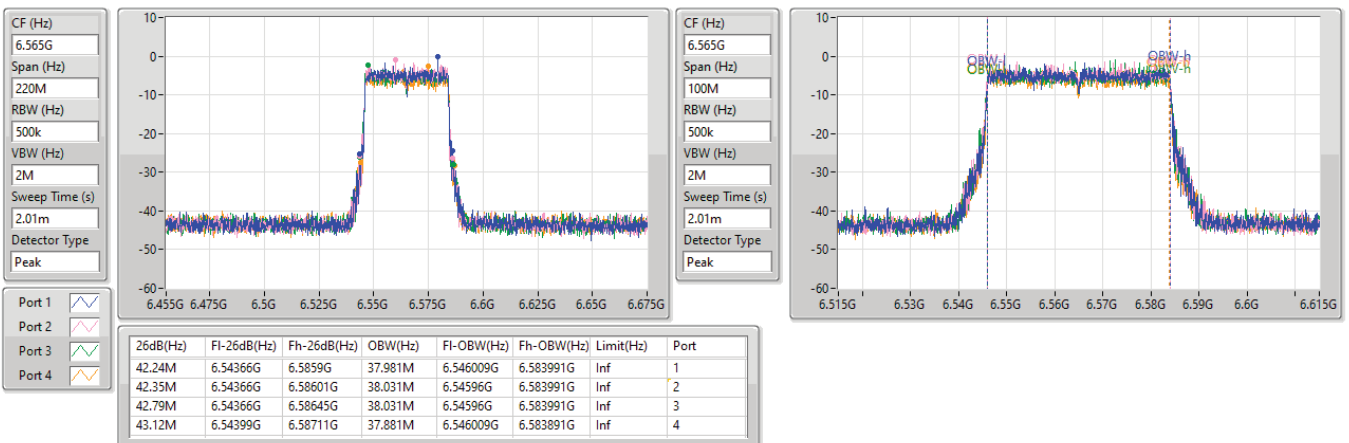


6.525-6.875GHz_802.11be EHT40_Nss1,(MCS0)_4TX

EBW

6565MHz

05/12/2023



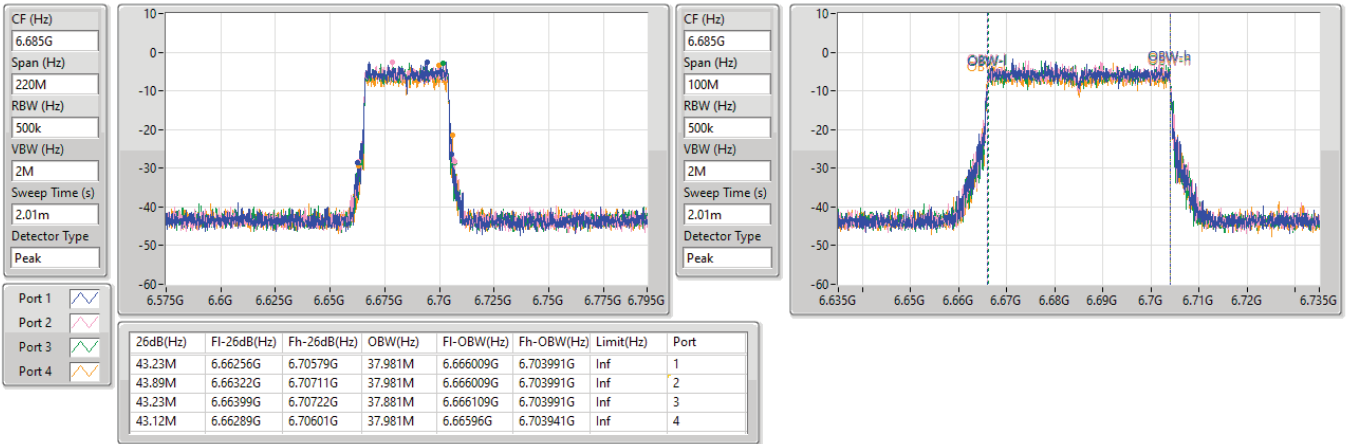


6.525-6.875GHz_802.11be EHT40_Nss1,(MCS0)_4TX

EBW

6685MHz

05/12/2023

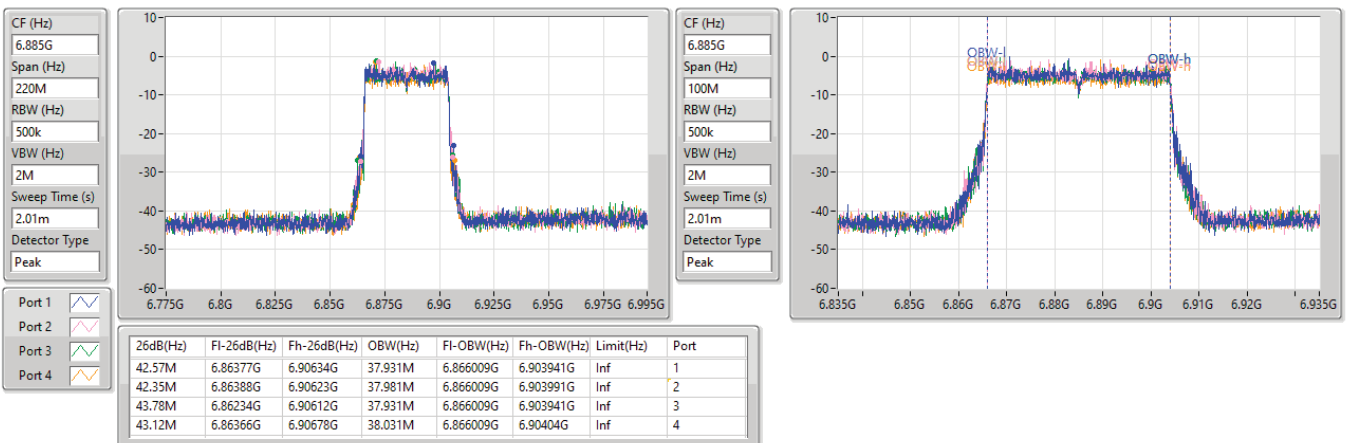


6.525-6.875GHz_802.11be EHT40_Nss1,(MCS0)_4TX

EBW

6885MHz

05/12/2023





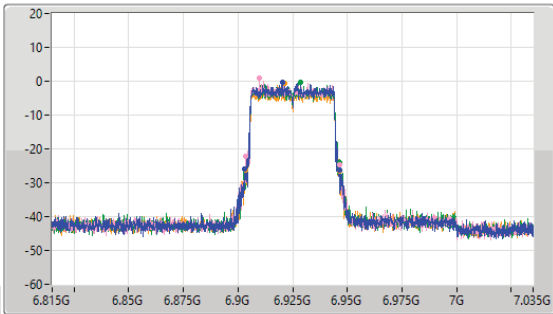
6.875-7.125GHz_802.11be EHT40_Nss1,(MCS0)_4TX

EBW

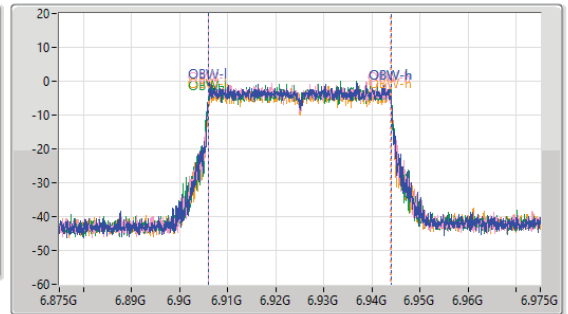
6925MHz

05/12/2023

CF (Hz)
6.925G
Span (Hz)
220M
RBW (Hz)
500k
VBW (Hz)
2M
Sweep Time (s)
4m
Detector Type
Peak



CF (Hz)
6.925G
Span (Hz)
100M
RBW (Hz)
500k
VBW (Hz)
2M
Sweep Time (s)
2.01m
Detector Type
Peak



Port 1
Port 2
Port 3
Port 4

26dB(Hz)	Fl-26dB(Hz)	Fh-26dB(Hz)	OBW(Hz)	Fl-OBW(Hz)	Fh-OBW(Hz)	Limit(Hz)	Port
43.34M	6.90322G	6.94656G	37.981M	6.90596G	6.943941G	Inf	1
43.01M	6.90344G	6.94645G	37.881M	6.906009G	6.943891G	Inf	2
43.67M	6.90278G	6.94645G	38.031M	6.90596G	6.943991G	Inf	3
43.01M	6.90333G	6.94634G	37.931M	6.906059G	6.943991G	Inf	4

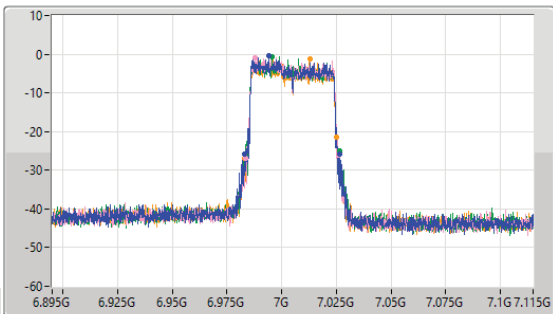
6.875-7.125GHz_802.11be EHT40_Nss1,(MCS0)_4TX

EBW

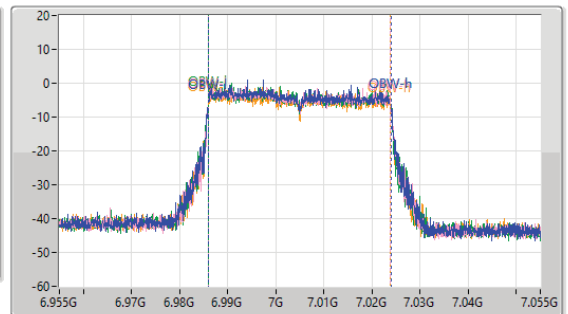
7005MHz

05/12/2023

CF (Hz)
7.005G
Span (Hz)
220M
RBW (Hz)
500k
VBW (Hz)
2M
Sweep Time (s)
4m
Detector Type
Peak



CF (Hz)
7.005G
Span (Hz)
100M
RBW (Hz)
500k
VBW (Hz)
2M
Sweep Time (s)
4m
Detector Type
Peak



Port 1
Port 2
Port 3
Port 4

26dB(Hz)	Fl-26dB(Hz)	Fh-26dB(Hz)	OBW(Hz)	Fl-OBW(Hz)	Fh-OBW(Hz)	Limit(Hz)	Port
43.67M	6.983G	7.02667G	37.981M	6.98596G	7.023941G	Inf	1
42.57M	6.98333G	7.0259G	37.931M	6.98596G	7.023891G	Inf	2
43.01M	6.98344G	7.02645G	37.981M	6.98596G	7.023941G	Inf	3
42.02M	6.98322G	7.02524G	37.981M	6.98591G	7.023891G	Inf	4

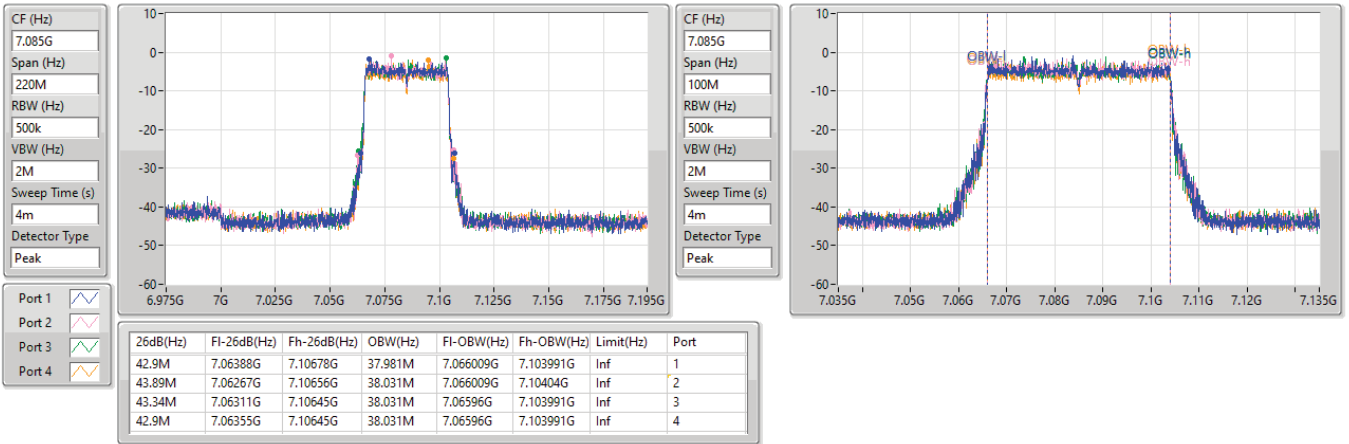


6.875-7.125GHz_802.11be EHT40_Nss1,(MCS0)_4TX

EBW

7085MHz

05/12/2023

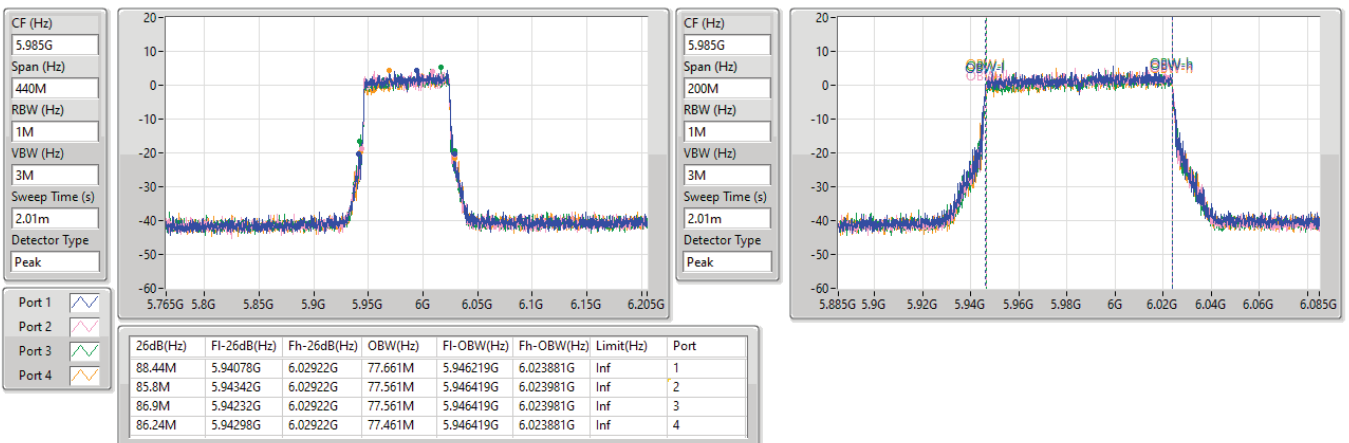


5.925-6.425GHz_802.11be EHT80_Nss1,(MCS0)_4TX

EBW

5985MHz

05/12/2023



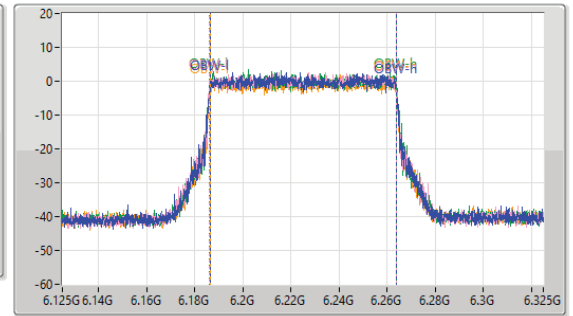
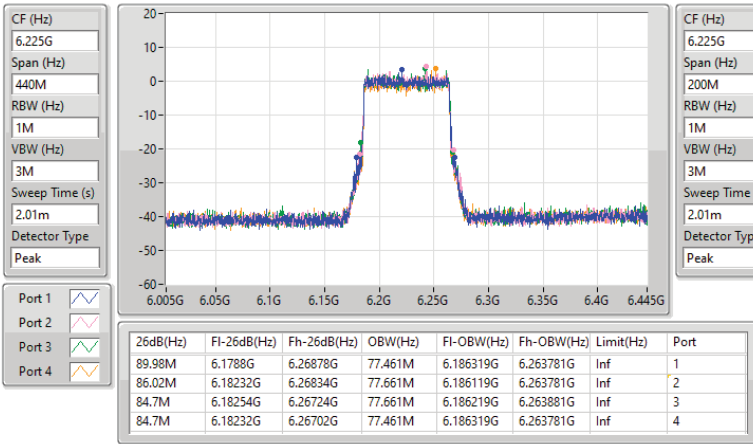


5.925-6.425GHz_802.11be EHT80_Nss1,(MCS0)_4TX

EBW

6225MHz

05/12/2023

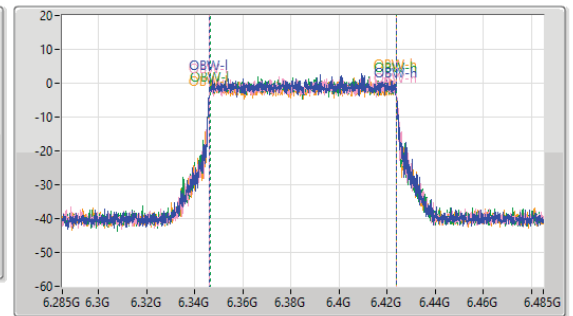
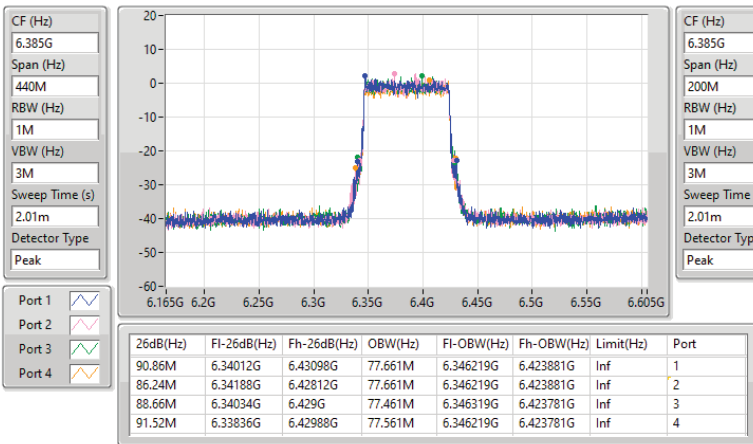


5.925-6.425GHz_802.11be EHT80_Nss1,(MCS0)_4TX

EBW

6385MHz

05/12/2023



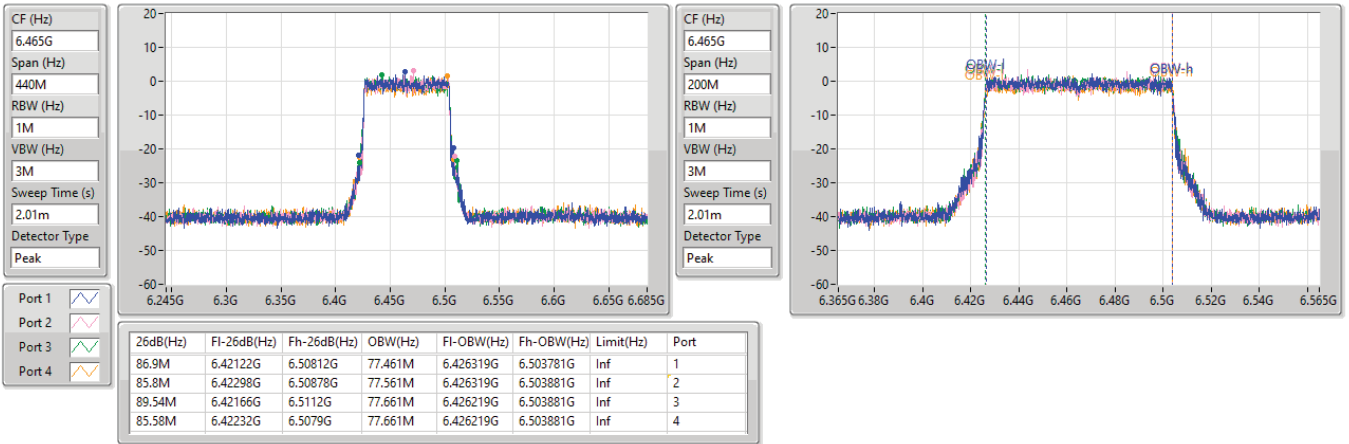


6.425-6.525GHz_802.11be EHT80_Nss1,(MCS0)_4TX

EBW

6465MHz

05/12/2023

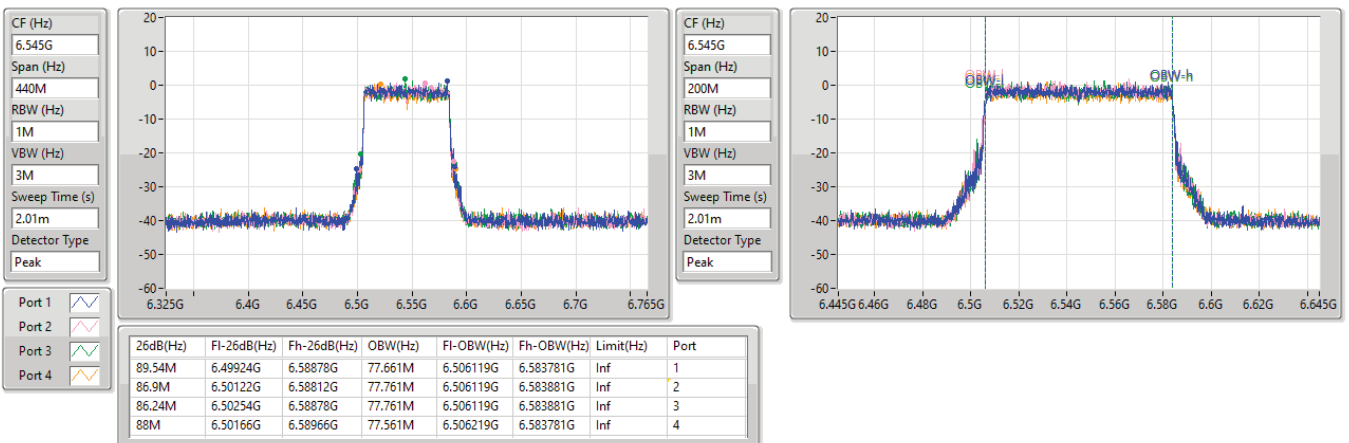


6.425-6.525GHz_802.11be EHT80_Nss1,(MCS0)_4TX

EBW

6545MHz

05/12/2023





6.525-6.875GHz_802.11be EHT80_Nss1,(MCS0)_4TX

EBW

6625MHz

05/12/2023

CF (Hz)
6.625G

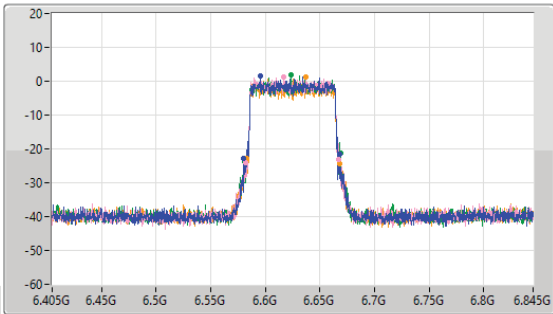
Span (Hz)
440M

RBW (Hz)
1M

VBW (Hz)
3M

Sweep Time (s)
2.01m

Detector Type
Peak



CF (Hz)
6.625G

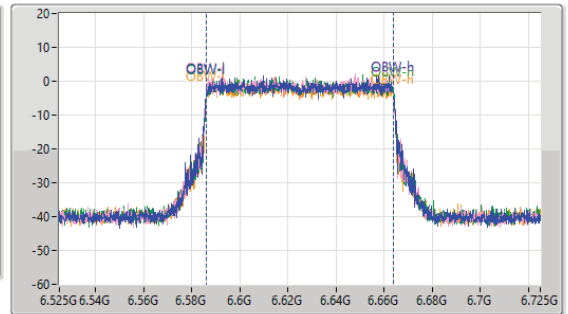
Span (Hz)
200M

RBW (Hz)
1M

VBW (Hz)
3M

Sweep Time (s)
2.01m

Detector Type
Peak



Port 1

Port 2

Port 3

Port 4

26dB(Hz)	Fl-26dB(Hz)	Fh-26dB(Hz)	OBW(Hz)	Fl-OBW(Hz)	Fh-OBW(Hz)	Limit(Hz)	Port
88M	6.58012G	6.66812G	77.761M	6.586119G	6.663881G	Inf	1
85.58M	6.58188G	6.66746G	77.561M	6.586219G	6.663781G	Inf	2
88M	6.58056G	6.66856G	77.661M	6.586219G	6.663881G	Inf	3
85.8M	6.58254G	6.66834G	77.661M	6.586219G	6.663881G	Inf	4

6.525-6.875GHz_802.11be EHT80_Nss1,(MCS0)_4TX

EBW

6705MHz

05/12/2023

CF (Hz)
6.705G

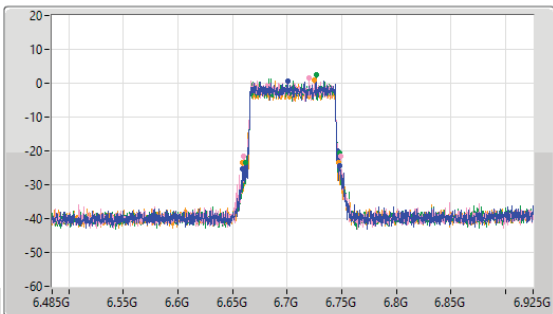
Span (Hz)
440M

RBW (Hz)
1M

VBW (Hz)
3M

Sweep Time (s)
2.01m

Detector Type
Peak



CF (Hz)
6.705G

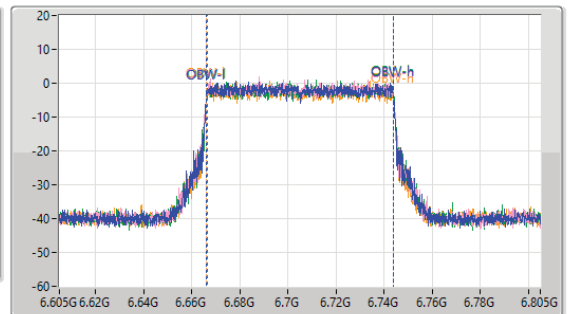
Span (Hz)
200M

RBW (Hz)
1M

VBW (Hz)
3M

Sweep Time (s)
2.01m

Detector Type
Peak



Port 1

Port 2

Port 3

Port 4

26dB(Hz)	Fl-26dB(Hz)	Fh-26dB(Hz)	OBW(Hz)	Fl-OBW(Hz)	Fh-OBW(Hz)	Limit(Hz)	Port
88.88M	6.65946G	6.74834G	77.661M	6.666219G	6.743881G	Inf	1
88.66M	6.66012G	6.74878G	77.661M	6.666219G	6.743881G	Inf	2
85.8M	6.66232G	6.74812G	77.661M	6.666319G	6.743981G	Inf	3
87.78M	6.65946G	6.74724G	77.661M	6.666119G	6.743781G	Inf	4

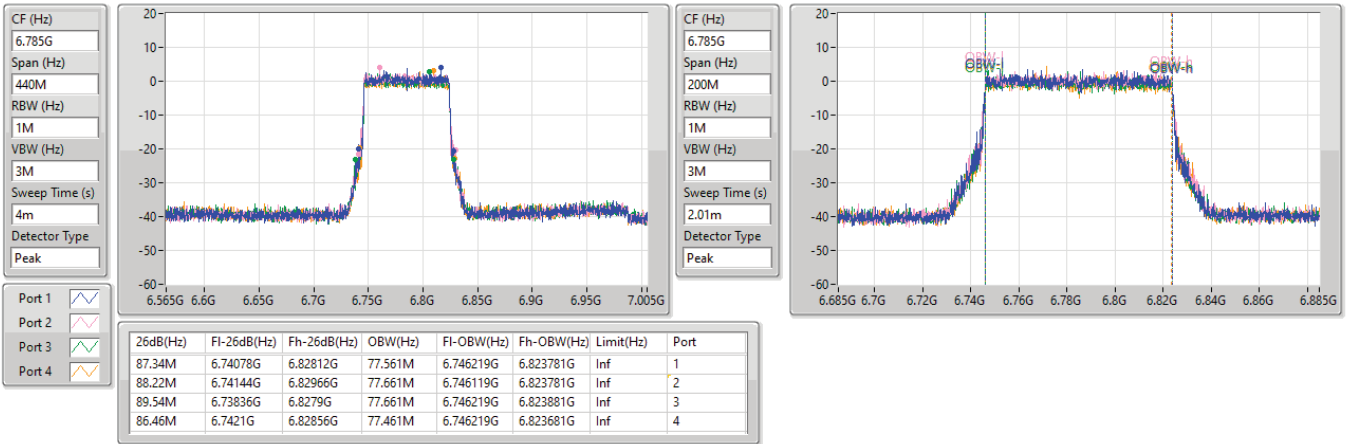


6.525-6.875GHz_802.11be EHT80_Nss1,(MCS0)_4TX

EBW

6785MHz

05/12/2023

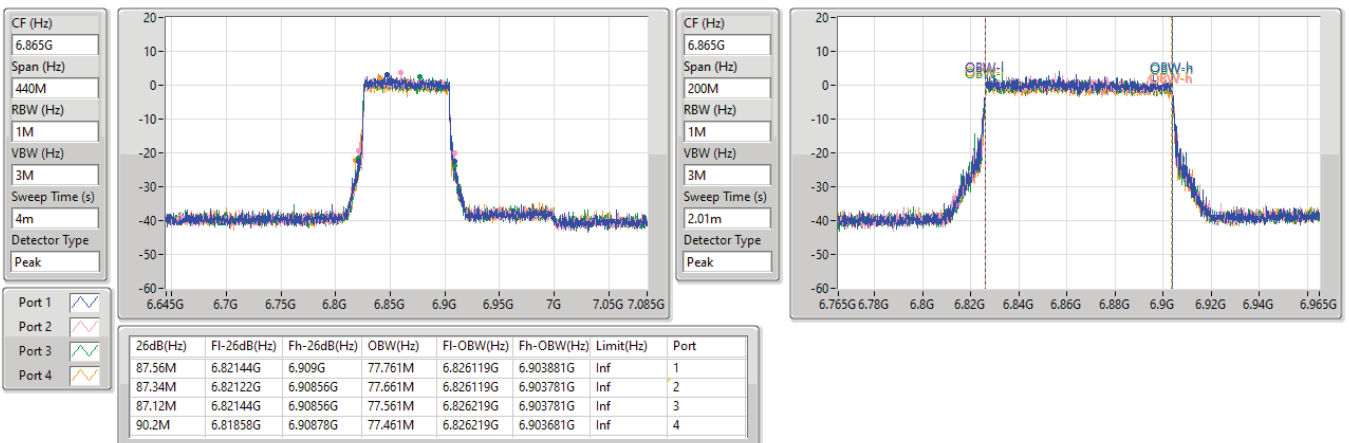


6.525-6.875GHz_802.11be EHT80_Nss1,(MCS0)_4TX

EBW

6865MHz

05/12/2023



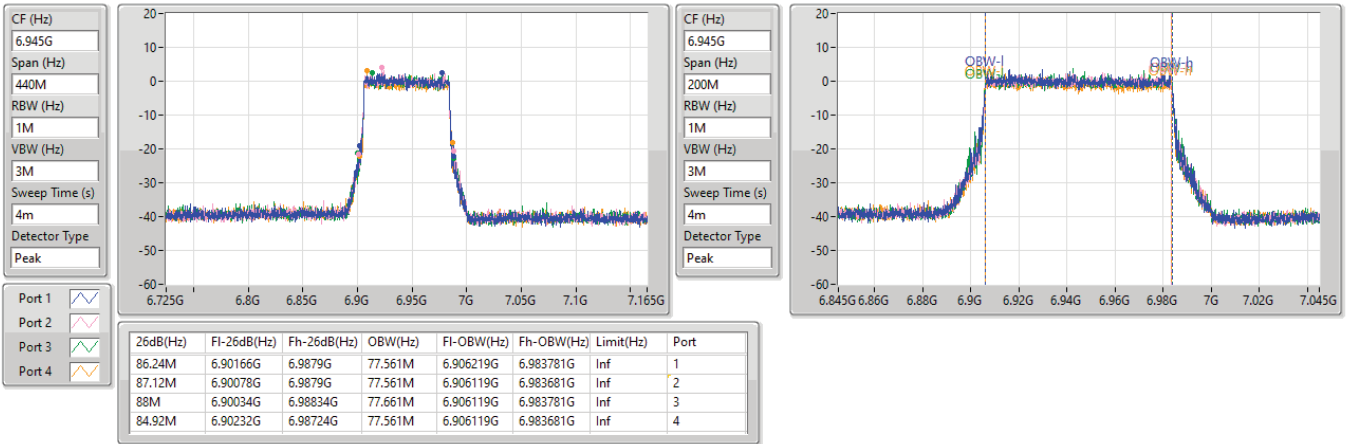


6.875-7.125GHz_802.11be EHT80_Nss1,(MCS0)_4TX

EBW

6945MHz

05/12/2023

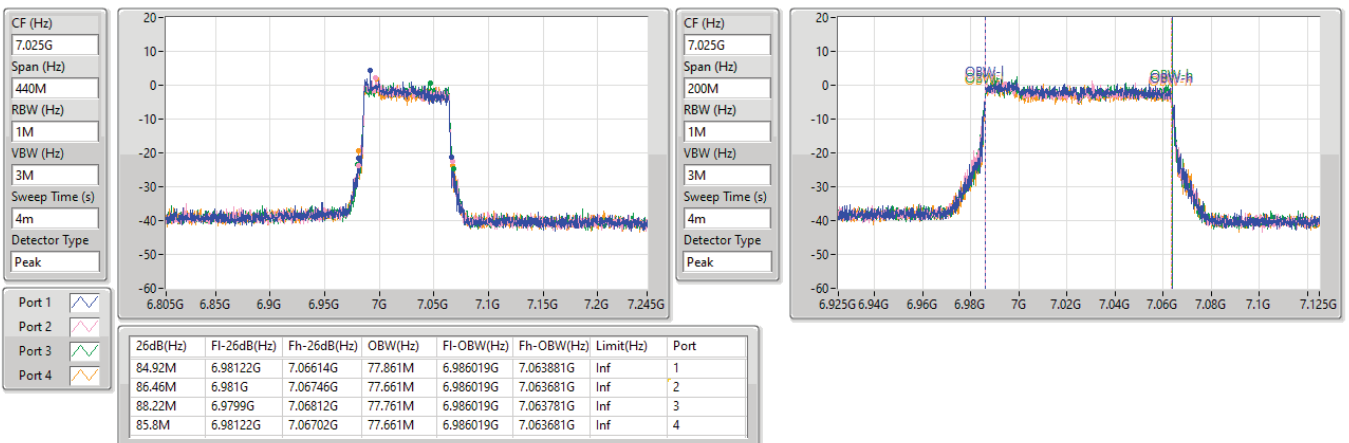


6.875-7.125GHz_802.11be EHT80_Nss1,(MCS0)_4TX

EBW

7025MHz

05/12/2023





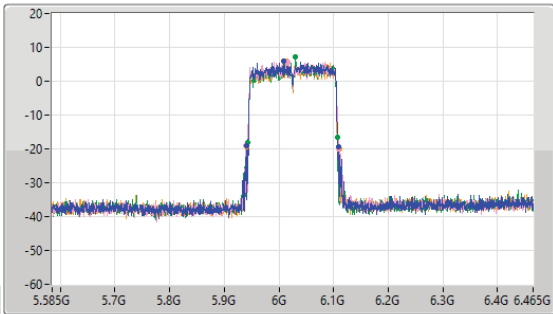
5.925-6.425GHz_802.11be EHT160_Nss1,(MCS0)_4TX

EBW

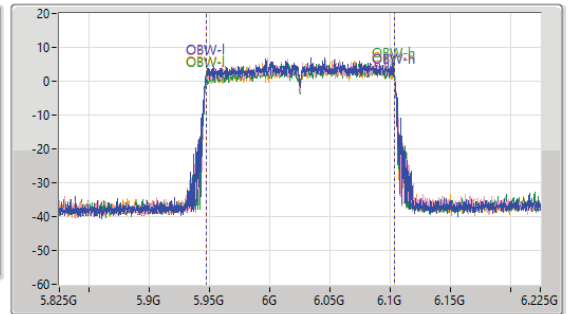
6025MHz

05/12/2023

CF (Hz)
6.025G
Span (Hz)
880M
RBW (Hz)
2M
VBW (Hz)
10M
Sweep Time (s)
2.01m
Detector Type
Peak



CF (Hz)
6.025G
Span (Hz)
400M
RBW (Hz)
2M
VBW (Hz)
10M
Sweep Time (s)
2.01m
Detector Type
Peak



Port 1
Port 2
Port 3
Port 4

26dB(Hz)	Fl-26dB(Hz)	Fh-26dB(Hz)	OBW(Hz)	Fl-OBW(Hz)	Fh-OBW(Hz)	Limit(Hz)	Port
168.52M	5.94052G	6.10904G	156.722M	5.946839G	6.103561G	Inf	1
169.84M	5.93964G	6.10948G	156.922M	5.946839G	6.103761G	Inf	2
165.88M	5.94184G	6.10772G	156.522M	5.947039G	6.103561G	Inf	3
169.84M	5.94096G	6.1108G	156.322M	5.947239G	6.103561G	Inf	4

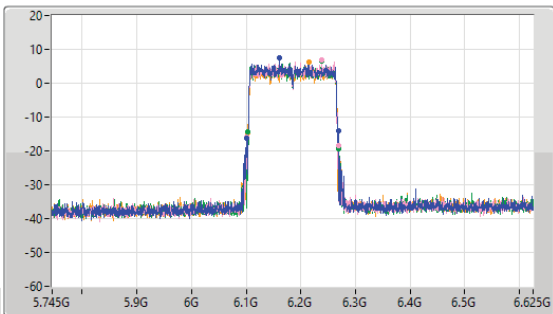
5.925-6.425GHz_802.11be EHT160_Nss1,(MCS0)_4TX

EBW

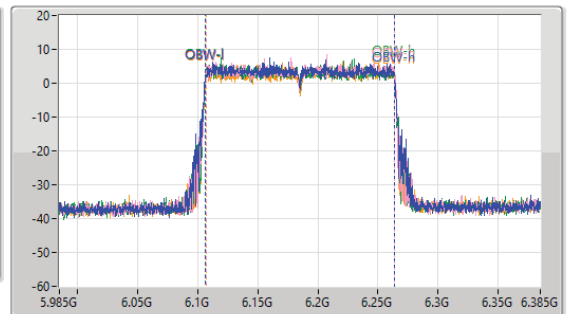
6185MHz

05/12/2023

CF (Hz)
6.185G
Span (Hz)
880M
RBW (Hz)
2M
VBW (Hz)
10M
Sweep Time (s)
2.01m
Detector Type
Peak



CF (Hz)
6.185G
Span (Hz)
400M
RBW (Hz)
2M
VBW (Hz)
10M
Sweep Time (s)
2.01m
Detector Type
Peak



Port 1
Port 2
Port 3
Port 4

26dB(Hz)	Fl-26dB(Hz)	Fh-26dB(Hz)	OBW(Hz)	Fl-OBW(Hz)	Fh-OBW(Hz)	Limit(Hz)	Port
168.52M	6.10008G	6.2686G	156.922M	6.106439G	6.263361G	Inf	1
168.52M	6.10096G	6.26948G	156.922M	6.106839G	6.263761G	Inf	2
166.32M	6.10272G	6.26904G	156.722M	6.106639G	6.263361G	Inf	3
166.76M	6.10228G	6.26904G	156.722M	6.106839G	6.263561G	Inf	4

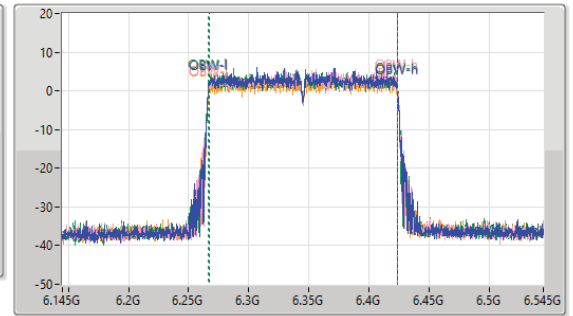
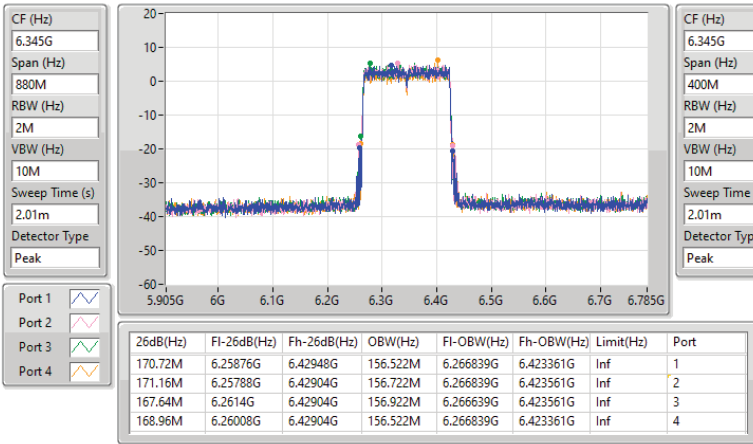


5.925-6.425GHz_802.11be EHT160_Nss1,(MCS0)_4TX

EBW

6345MHz

05/12/2023

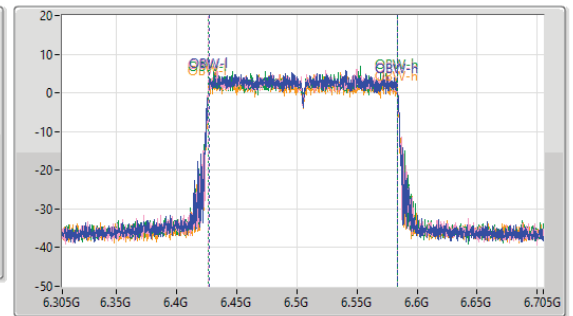
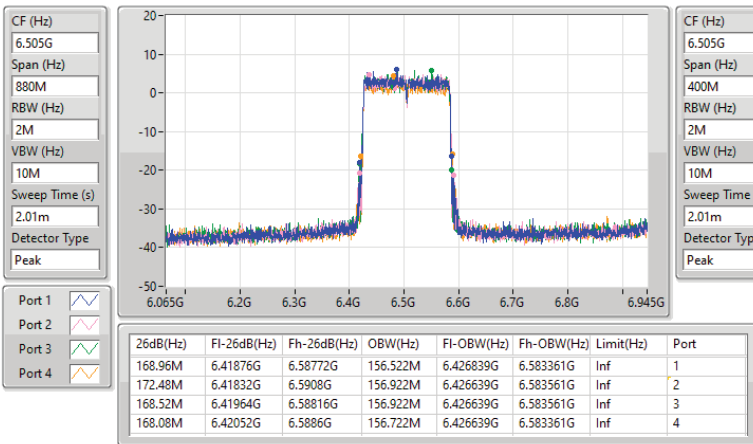


6.425-6.525GHz_802.11be EHT160_Nss1,(MCS0)_4TX

EBW

6505MHz

05/12/2023



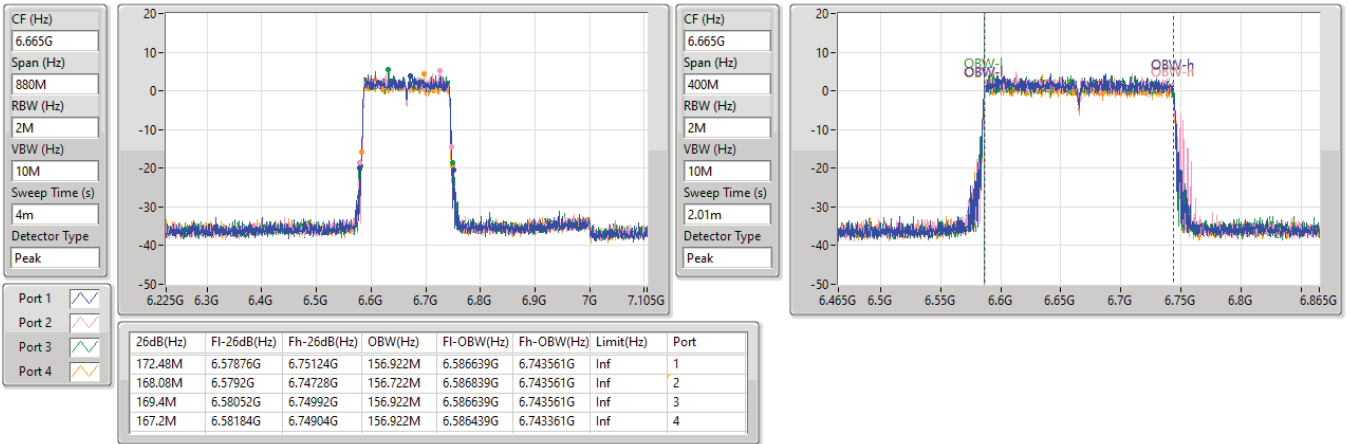


6.525-6.875GHz_802.11be EHT160_Nss1,(MCS0)_4TX

EBW

6665MHz

05/12/2023

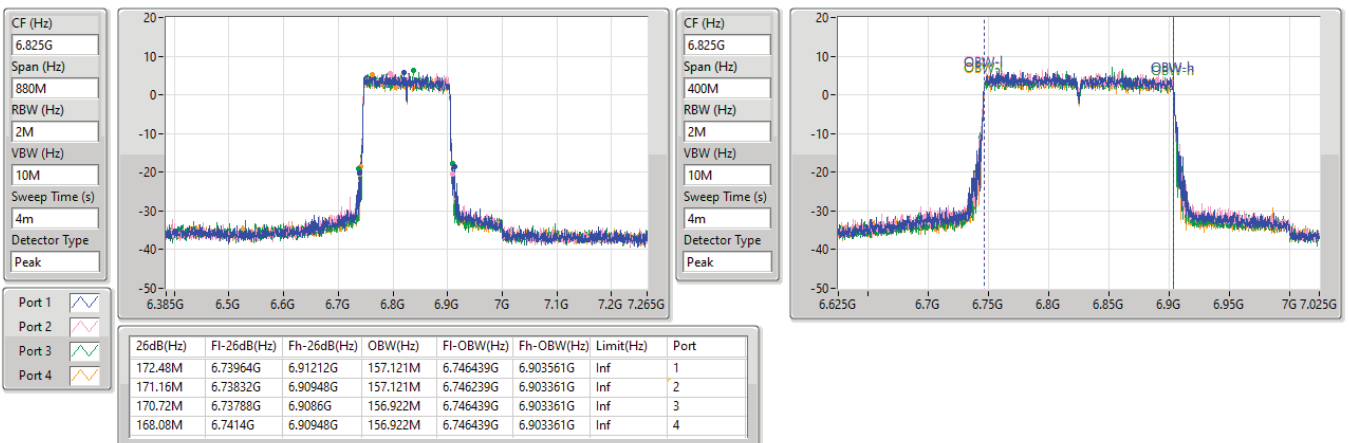


6.525-6.875GHz_802.11be EHT160_Nss1,(MCS0)_4TX

EBW

6825MHz

05/12/2023





6.875-7.125GHz_802.11be EHT160_Nss1,(MCS0)_4TX

EBW

6985MHz

05/12/2023

CF (Hz)
6.985G

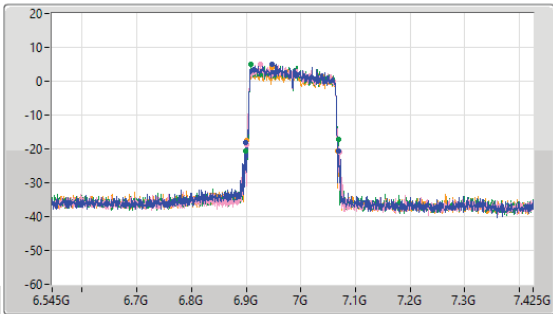
Span (Hz)
880M

RBW (Hz)
2M

VBW (Hz)
10M

Sweep Time (s)
4m

Detector Type
Peak



CF (Hz)
6.985G

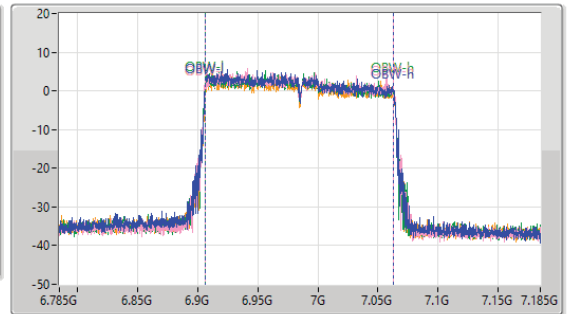
Span (Hz)
400M

RBW (Hz)
2M

VBW (Hz)
10M

Sweep Time (s)
4m

Detector Type
Peak



26dB(Hz)	Fl-26dB(Hz)	Fh-26dB(Hz)	OBW(Hz)	Fl-OBW(Hz)	Fh-OBW(Hz)	Limit(Hz)	Port
169.4M	6.89964G	7.06904G	156.722M	6.906239G	7.062961G	Inf	1
169.84M	6.90052G	7.07036G	156.922M	6.906239G	7.063161G	Inf	2
170.28M	6.89876G	7.06904G	156.722M	6.906239G	7.062961G	Inf	3
167.2M	6.90008G	7.06728G	156.922M	6.906239G	7.063161G	Inf	4

5.925-6.425GHz_802.11be EHT320_Nss1,(MCS0)_4TX

EBW

6105MHz

05/12/2023

CF (Hz)
6.105G

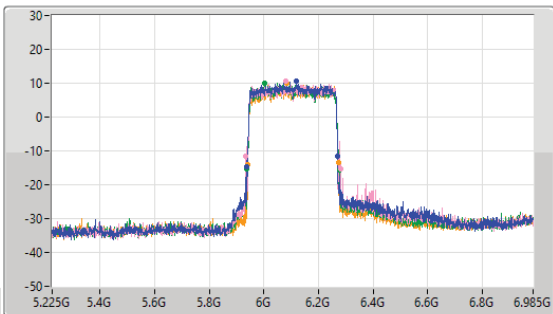
Span (Hz)
1.76G

RBW (Hz)
5M

VBW (Hz)
10M

Sweep Time (s)
2.01m

Detector Type
Peak



CF (Hz)
6.105G

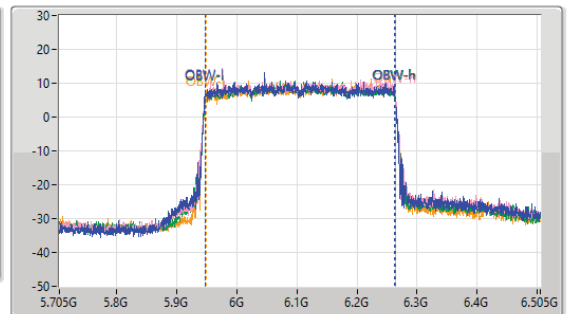
Span (Hz)
800M

RBW (Hz)
5M

VBW (Hz)
10M

Sweep Time (s)
2.01m

Detector Type
Peak



26dB(Hz)	Fl-26dB(Hz)	Fh-26dB(Hz)	OBW(Hz)	Fl-OBW(Hz)	Fh-OBW(Hz)	Limit(Hz)	Port
331.76M	5.9378G	6.26956G	315.442M	5.947479G	6.262921G	Inf	1
345.84M	5.9334G	6.27924G	315.442M	5.947879G	6.263321G	Inf	2
338.8M	5.93692G	6.27572G	315.042M	5.948278G	6.263321G	Inf	3
330.88M	5.94132G	6.2722G	314.643M	5.948678G	6.263321G	Inf	4

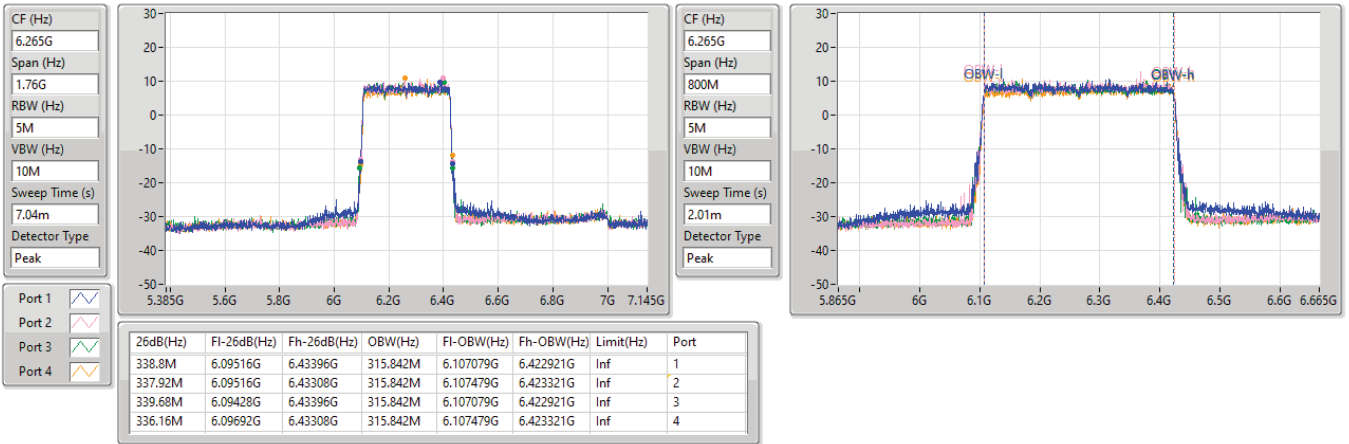


5.925-6.425GHz_802.11be EHT320_Nss1,(MCS0)_4TX

EBW

6265MHz

05/12/2023

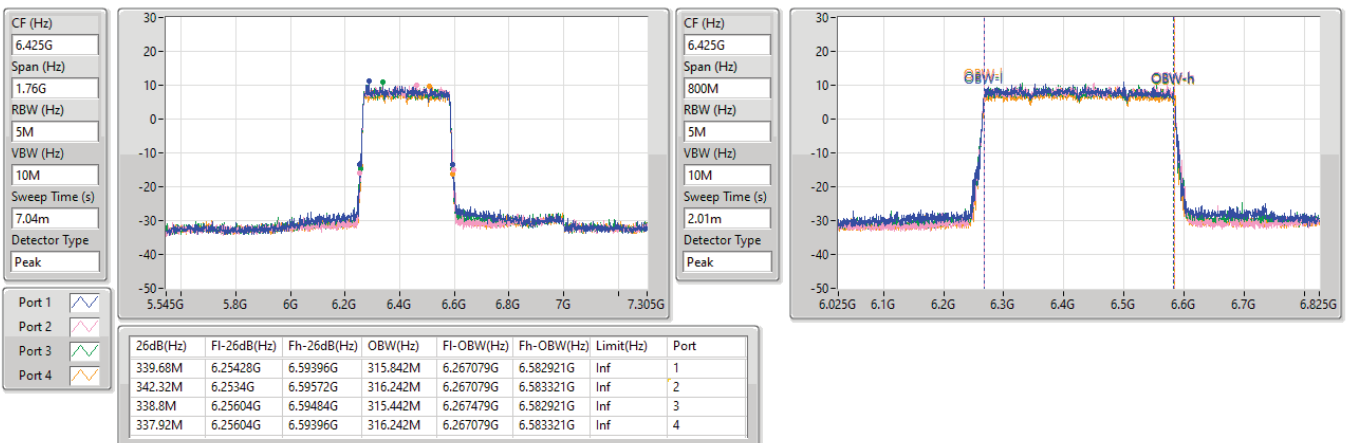


5.925-6.425GHz_802.11be EHT320_Nss1,(MCS0)_4TX

EBW

6425MHz

05/12/2023



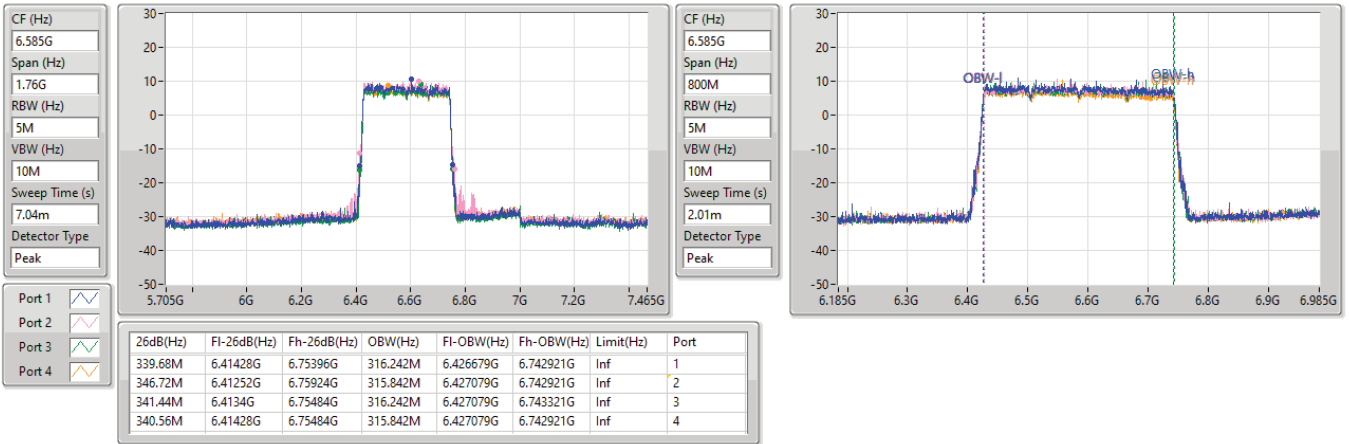


6.525-6.875GHz_802.11be EHT320_Nss1,(MCS0)_4TX

EBW

6585MHz

05/12/2023

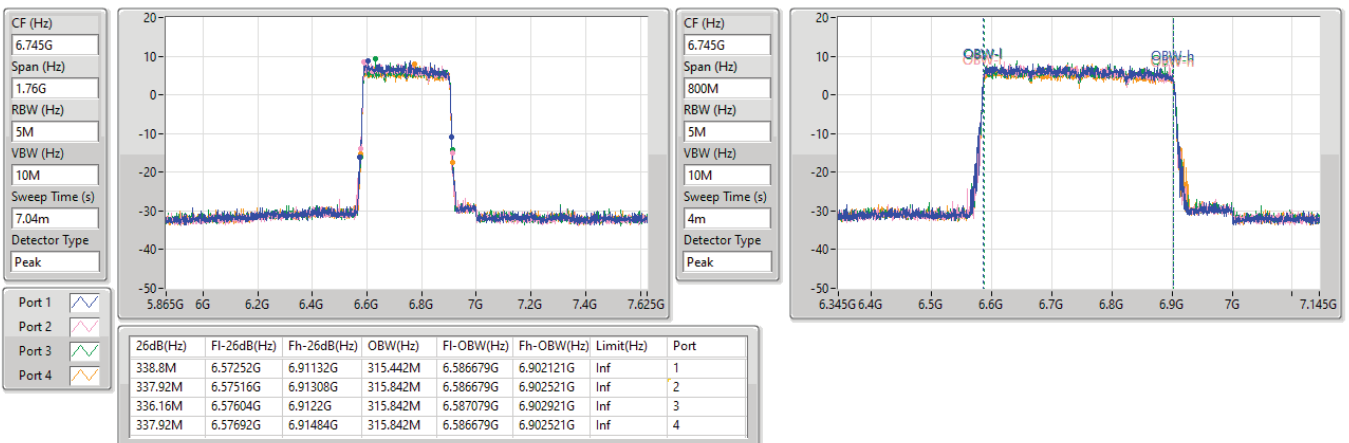


6.525-6.875GHz_802.11be EHT320_Nss1,(MCS0)_4TX

EBW

6745MHz

05/12/2023





6.875-7.125GHz_802.11be EHT320_Nss1,(MCS0)_4TX

EBW

6905MHz

05/12/2023

CF (Hz)
6.905G

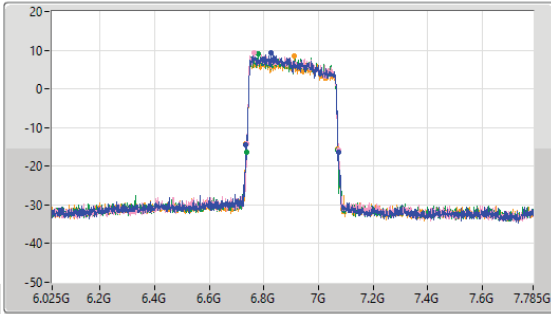
Span (Hz)
1.76G

RBW (Hz)
5M

VBW (Hz)
10M

Sweep Time (s)
7.04m

Detector Type
Peak



CF (Hz)
6.905G

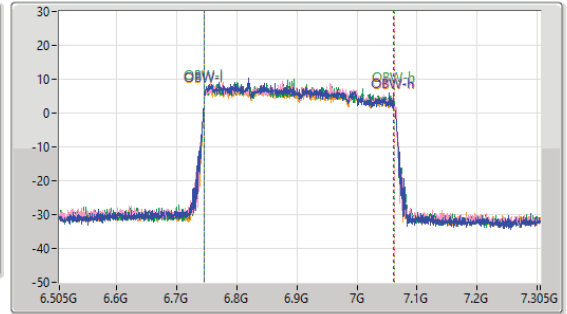
Span (Hz)
800M

RBW (Hz)
5M

VBW (Hz)
10M

Sweep Time (s)
4m

Detector Type
Peak



Port 1

Port 2

Port 3

Port 4

26dB(Hz)	Fl-26dB(Hz)	Fh-26dB(Hz)	OBW(Hz)	Fl-OBW(Hz)	Fh-OBW(Hz)	Limit(Hz)	Port
338.8M	6.73428G	7.07308G	314.243M	6.746679G	7.060922G	Inf	1
337.92M	6.73516G	7.07308G	315.042M	6.746679G	7.061722G	Inf	2
335.28M	6.73604G	7.07132G	315.042M	6.746679G	7.061722G	Inf	3
336.16M	6.73428G	7.07044G	315.042M	6.746679G	7.061722G	Inf	4



Summary

Mode	Max-N dB (Hz)	Max-OBW (Hz)	ITU-Code	Min-N dB (Hz)	Min-OBW (Hz)
5.925-6.425GHz	-	-	-	-	-
802.11be EHT20-BF_Nss1,(MCS0)_4TX	21.725M	19.09M	19M1D1D	20.24M	18.966M
802.11be EHT40-BF_Nss1,(MCS0)_4TX	43.23M	37.981M	38MOD1D	40.26M	37.831M
802.11be EHT80-BF_Nss1,(MCS0)_4TX	87.56M	77.761M	77M8D1D	84.26M	77.361M
802.11be EHT160-BF_Nss1,(MCS0)_4TX	177.32M	157.121M	157MD1D	162.8M	155.922M
802.11be EHT320-BF_Nss1,(MCS0)_4TX	398.64M	414.193M	414MD1D	328.24M	314.643M
6.425-6.525GHz	-	-	-	-	-
802.11be EHT20-BF_Nss1,(MCS0)_4TX	22M	19.09M	19M1D1D	20.24M	18.966M
802.11be EHT40-BF_Nss1,(MCS0)_4TX	44.11M	38.031M	38MOD1D	41.25M	37.631M
802.11be EHT80-BF_Nss1,(MCS0)_4TX	88.22M	77.661M	77M7D1D	82.5M	76.962M
802.11be EHT160-BF_Nss1,(MCS0)_4TX	182.16M	156.922M	157MD1D	164.12M	156.322M
6.525-6.875GHz	-	-	-	-	-
802.11be EHT20-BF_Nss1,(MCS0)_4TX	21.615M	19.09M	19M1D1D	20.02M	18.966M
802.11be EHT40-BF_Nss1,(MCS0)_4TX	43.01M	38.031M	38MOD1D	40.48M	35.932M
802.11be EHT80-BF_Nss1,(MCS0)_4TX	91.52M	77.761M	77M8D1D	82.28M	77.261M
802.11be EHT160-BF_Nss1,(MCS0)_4TX	172.48M	158.121M	158MD1D	164.12M	156.122M
802.11be EHT320-BF_Nss1,(MCS0)_4TX	497.2M	317.441M	317MD1D	330.88M	306.647M
6.875-7.125GHz	-	-	-	-	-
802.11be EHT20-BF_Nss1,(MCS0)_4TX	21.945M	19.065M	19M1D1D	20.515M	18.916M
802.11be EHT40-BF_Nss1,(MCS0)_4TX	43.67M	38.031M	38MOD1D	41.25M	37.781M
802.11be EHT80-BF_Nss1,(MCS0)_4TX	89.76M	77.761M	77M8D1D	84.04M	77.261M
802.11be EHT160-BF_Nss1,(MCS0)_4TX	194.92M	156.722M	157MD1D	165M	156.322M
802.11be EHT320-BF_Nss1,(MCS0)_4TX	609.84M	315.842M	316MD1D	326.48M	313.843M

Max-N dB = Maximum 6dB down bandwidth for 5.725-5.85GHz band / Maximum 26dB down bandwidth for other band;
 Max-OBW = Maximum 99% occupied bandwidth;
 Min-N dB = Minimum 6dB down bandwidth for 5.725-5.85GHz band / Maximum 26dB down bandwidth for other band;
 Min-OBW = Minimum 99% occupied bandwidth



Result

Mode	Result	Limit (Hz)	Port 1-N dB (Hz)	Port 1-OBW (Hz)	Port 2-N dB (Hz)	Port 2-OBW (Hz)	Port 3-N dB (Hz)	Port 3-OBW (Hz)	Port 4-N dB (Hz)	Port 4-OBW (Hz)
802.11be EHT20-BF_Nss1,(MCS0)_4TX	-	-	-	-	-	-	-	-	-	-
5955MHz	Pass	Inf	20.46M	19.065M	21.34M	19.015M	21.175M	19.015M	21.725M	19.04M
6195MHz	Pass	Inf	20.845M	18.991M	21.01M	19.09M	21.12M	18.966M	21.01M	18.991M
6415MHz	Pass	Inf	20.24M	19.04M	21.395M	18.966M	21.45M	18.991M	20.735M	19.015M
6435MHz	Pass	Inf	22M	19.04M	21.12M	19.015M	21.56M	19.04M	21.505M	19.09M
6475MHz	Pass	Inf	21.34M	18.966M	20.24M	19.015M	21.12M	19.065M	21.285M	19.04M
6515MHz	Pass	Inf	21.45M	19.015M	21.67M	18.991M	21.01M	19.04M	21.175M	18.991M
6535MHz	Pass	Inf	21.175M	19.015M	21.505M	19.065M	21.175M	19.065M	20.845M	18.991M
6695MHz	Pass	Inf	21.285M	18.966M	20.735M	19.015M	21.175M	18.966M	21.175M	18.991M
6875MHz	Pass	Inf	20.02M	18.966M	21.615M	19.09M	21.01M	19.015M	20.735M	19.015M
6895MHz	Pass	Inf	21.45M	18.941M	20.515M	18.991M	21.945M	19.015M	21.615M	19.065M
6995MHz	Pass	Inf	21.505M	18.916M	21.065M	18.991M	21.065M	18.991M	21.505M	19.065M
7095MHz	Pass	Inf	21.45M	19.04M	21.89M	19.04M	21.01M	18.966M	21.45M	19.04M
7115MHz	Pass	Inf	20.68M	18.991M	20.955M	18.991M	21.175M	19.065M	21.45M	19.015M
802.11be EHT40-BF_Nss1,(MCS0)_4TX	-	-	-	-	-	-	-	-	-	-
5965MHz	Pass	Inf	42.24M	37.881M	42.46M	37.931M	42.46M	37.981M	42.68M	37.981M
6205MHz	Pass	Inf	41.25M	37.981M	43.23M	37.981M	41.25M	37.881M	41.25M	37.881M
6405MHz	Pass	Inf	40.59M	37.881M	43.23M	37.881M	40.26M	37.931M	41.36M	37.831M
6445MHz	Pass	Inf	42.46M	37.931M	41.91M	37.831M	41.25M	37.981M	41.8M	37.981M
6485MHz	Pass	Inf	44.11M	37.731M	41.8M	37.931M	42.9M	38.031M	41.36M	37.981M
6525MHz	Pass	Inf	42.24M	37.631M	42.35M	37.881M	43.12M	38.031M	43.12M	37.781M
6565MHz	Pass	Inf	43.01M	37.781M	41.25M	37.881M	43.01M	37.981M	40.92M	37.981M
6685MHz	Pass	Inf	41.58M	38.031M	40.48M	37.981M	42.68M	37.781M	40.48M	35.932M
6885MHz	Pass	Inf	43.01M	37.831M	42.24M	37.881M	41.91M	37.881M	41.03M	37.981M
6925MHz	Pass	Inf	42.02M	37.931M	42.9M	38.031M	41.69M	37.931M	43.67M	38.031M
7005MHz	Pass	Inf	41.25M	37.981M	43.12M	37.881M	42.24M	37.981M	43.01M	37.831M
7085MHz	Pass	Inf	43.34M	37.781M	42.57M	37.881M	42.46M	37.831M	43.12M	37.931M
802.11be EHT80-BF_Nss1,(MCS0)_4TX	-	-	-	-	-	-	-	-	-	-
5985MHz	Pass	Inf	86.9M	77.561M	86.68M	77.761M	84.26M	77.361M	87.56M	77.561M
6225MHz	Pass	Inf	84.92M	77.561M	84.26M	77.661M	84.26M	77.661M	84.7M	77.461M
6385MHz	Pass	Inf	86.24M	77.461M	85.14M	77.661M	85.36M	77.461M	84.92M	77.661M
6465MHz	Pass	Inf	86.46M	77.561M	83.6M	77.561M	88.22M	77.561M	84.48M	77.361M
6545MHz	Pass	Inf	82.94M	77.461M	85.58M	77.661M	87.56M	77.561M	82.5M	76.962M
6625MHz	Pass	Inf	84.92M	77.361M	84.04M	77.461M	83.16M	77.261M	86.46M	77.561M
6705MHz	Pass	Inf	84.7M	77.661M	82.28M	77.361M	84.7M	77.561M	85.58M	77.661M
6785MHz	Pass	Inf	91.52M	77.561M	85.8M	77.661M	85.58M	77.661M	83.6M	77.461M
6865MHz	Pass	Inf	86.46M	77.661M	88.66M	77.661M	86.24M	77.761M	83.16M	77.361M
6945MHz	Pass	Inf	84.7M	77.261M	87.12M	77.561M	86.24M	77.661M	87.78M	77.661M
7025MHz	Pass	Inf	89.76M	77.461M	84.92M	77.661M	84.04M	77.761M	88M	77.561M
802.11be EHT160-BF_Nss1,(MCS0)_4TX	-	-	-	-	-	-	-	-	-	-
6025MHz	Pass	Inf	170.28M	156.122M	162.8M	156.322M	167.2M	155.922M	166.32M	156.322M
6185MHz	Pass	Inf	171.6M	156.522M	170.72M	156.522M	169.4M	156.922M	166.32M	156.722M
6345MHz	Pass	Inf	177.32M	156.322M	167.2M	156.922M	166.76M	156.122M	167.2M	157.121M
6505MHz	Pass	Inf	182.16M	156.922M	165.88M	156.322M	169.84M	156.922M	164.12M	156.722M
6665MHz	Pass	Inf	171.6M	156.922M	168.96M	156.722M	169.4M	156.922M	168.08M	156.522M
6825MHz	Pass	Inf	172.48M	158.121M	169.4M	156.722M	165.88M	156.922M	164.12M	156.122M
6985MHz	Pass	Inf	194.92M	156.322M	169.84M	156.522M	166.32M	156.722M	165M	156.522M



Mode	Result	Limit (Hz)	Port 1-N dB	Port 1-OBW	Port 2-N dB	Port 2-OBW	Port 3-N dB	Port 3-OBW	Port 4-N dB	Port 4-OBW
			(Hz)	(Hz)	(Hz)	(Hz)	(Hz)	(Hz)	(Hz)	(Hz)
802.11be EHT320-BF_Nss1,(MCS0)_4TX	-	-	-	-	-	-	-	-	-	-
6105MHz	Pass	Inf	392.48M	318.641M	398.64M	315.842M	339.68M	314.643M	337.92M	315.842M
6265MHz	Pass	Inf	385.44M	414.193M	334.4M	315.842M	328.24M	315.842M	329.12M	314.643M
6425MHz	Pass	Inf	338.8M	317.041M	333.52M	315.442M	335.28M	315.042M	330.88M	315.042M
6585MHz	Pass	Inf	419.76M	315.042M	331.76M	316.242M	334.4M	315.842M	331.76M	306.647M
6745MHz	Pass	Inf	497.2M	316.242M	409.2M	317.041M	330.88M	316.642M	335.28M	317.441M
6905MHz	Pass	Inf	609.84M	314.643M	404.8M	315.042M	371.36M	315.842M	326.48M	313.843M

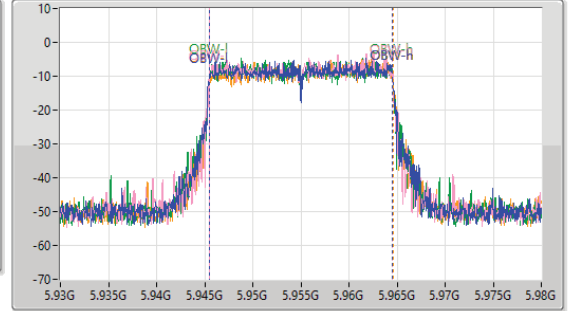
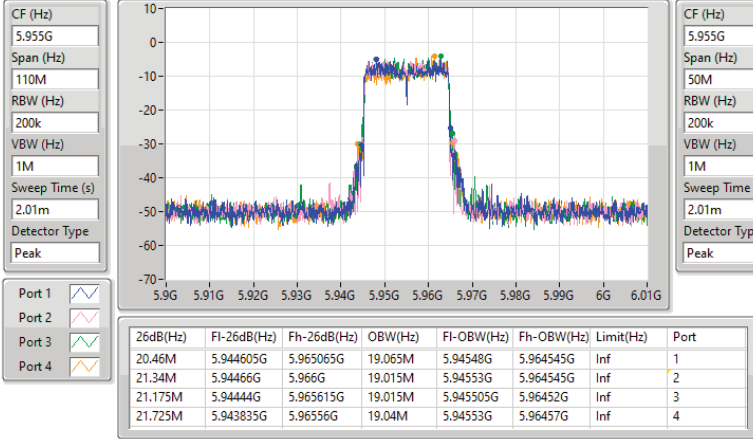
Port X-N dB = Port X 6dB down bandwidth for 5.725-5.85GHz band / 26dB down bandwidth for other band
 Port X-OBW = Port X 99% occupied bandwidth

5.925-6.425GHz_802.11be EHT20-BF_Nss1,(MCS0)_4TX

EBW

5955MHz

05/12/2023

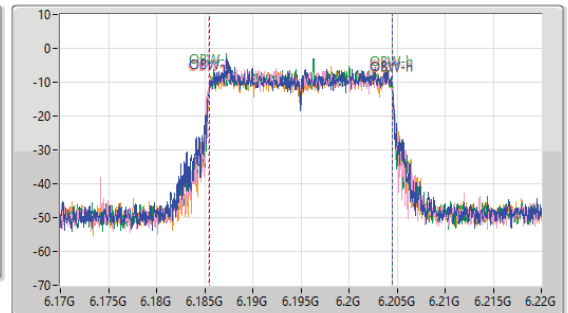
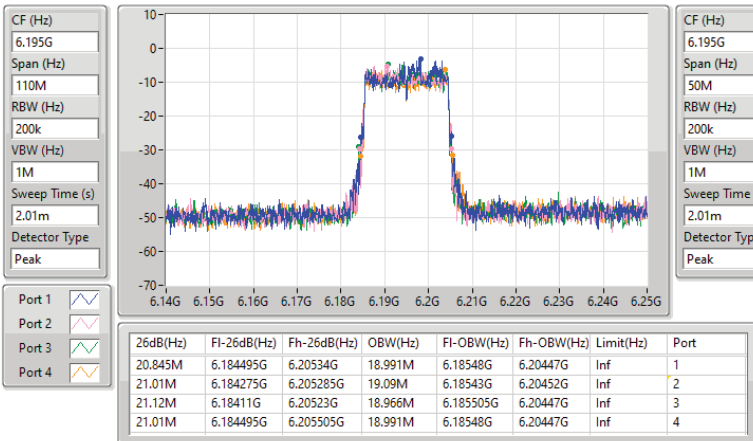


5.925-6.425GHz_802.11be EHT20-BF_Nss1,(MCS0)_4TX

EBW

6195MHz

05/12/2023



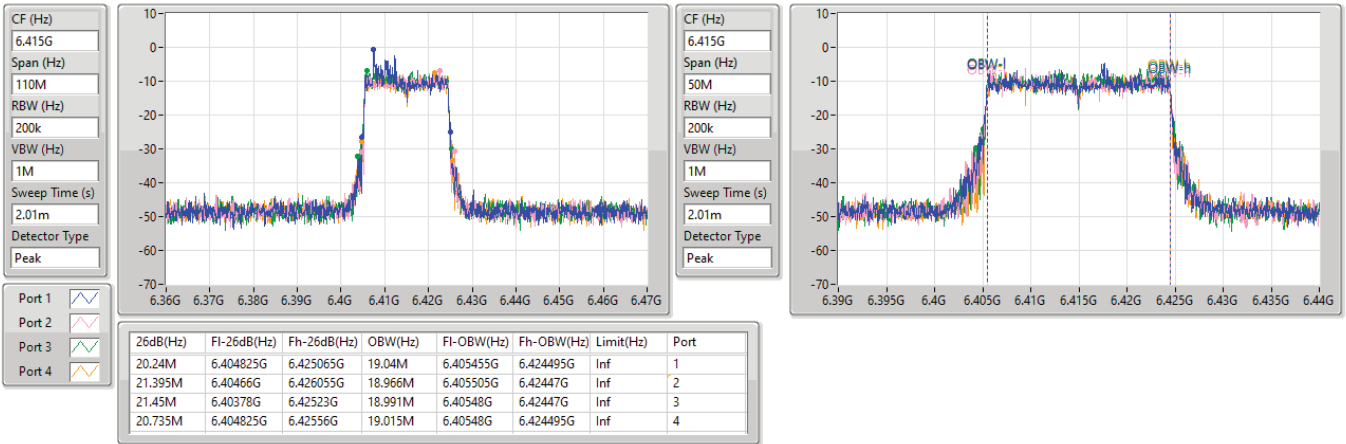


5.925-6.425GHz_802.11be EHT20-BF_Nss1,(MCS0)_4TX

EBW

6415MHz

05/12/2023

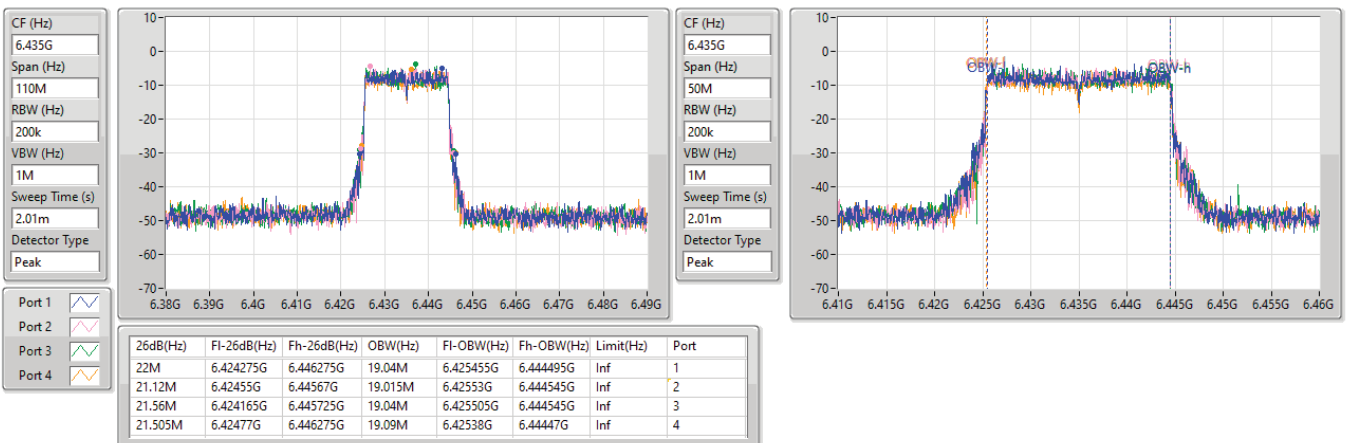


6.425-6.525GHz_802.11be EHT20-BF_Nss1,(MCS0)_4TX

EBW

6435MHz

18/12/2023



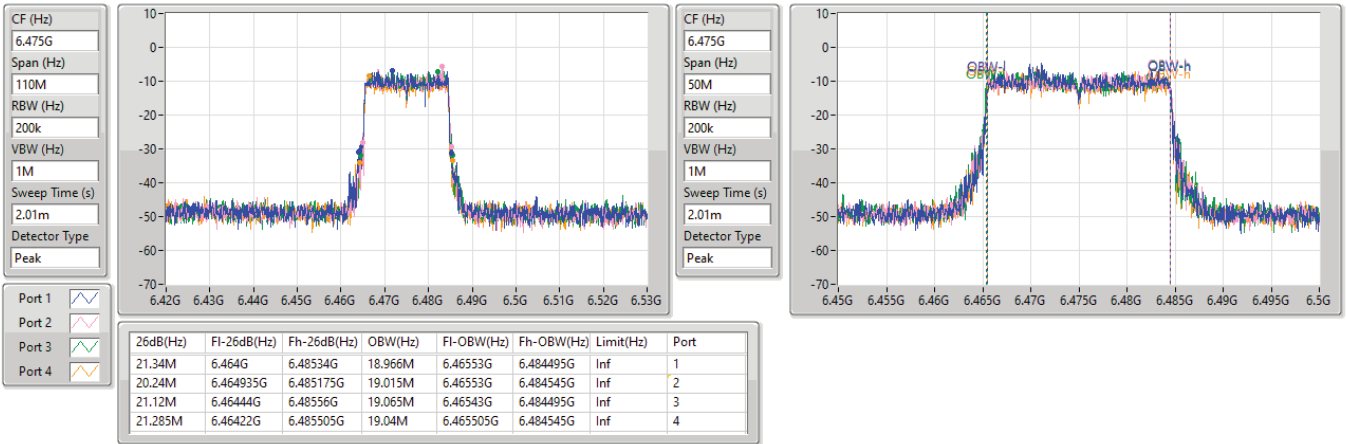


6.425-6.525GHz_802.11be EHT20-BF_Nss1,(MCS0)_4TX

EBW

6475MHz

18/12/2023

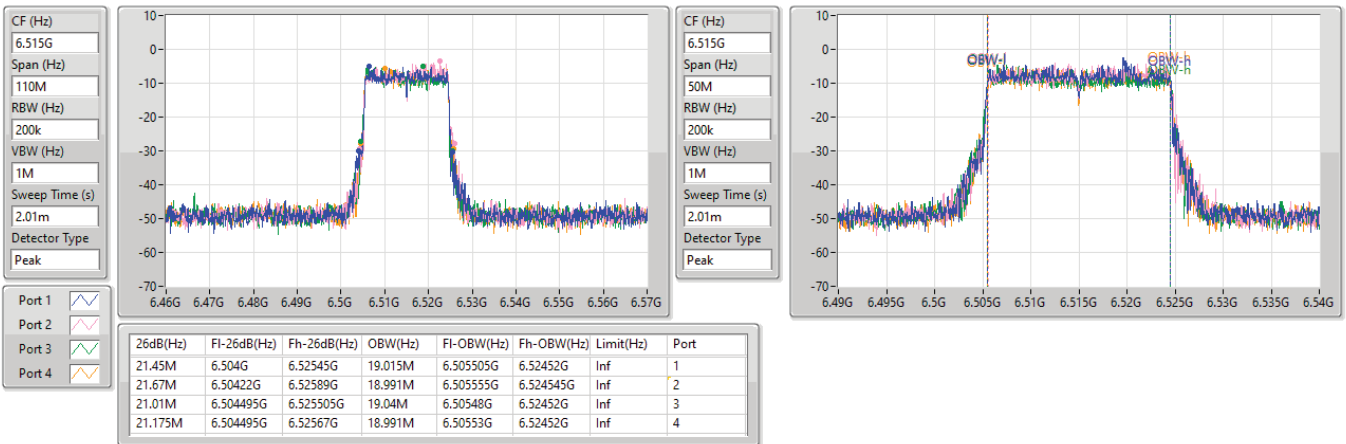


6.425-6.525GHz_802.11be EHT20-BF_Nss1,(MCS0)_4TX

EBW

6515MHz

18/12/2023



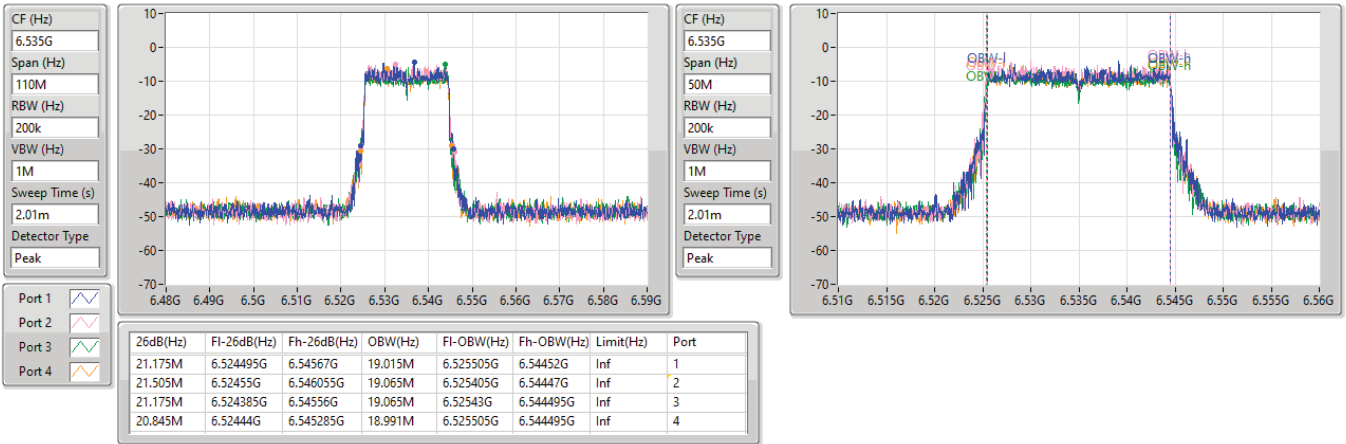


6.525-6.875GHz_802.11be EHT20-BF_Nss1,(MCS0)_4TX

EBW

6535MHz

18/12/2023

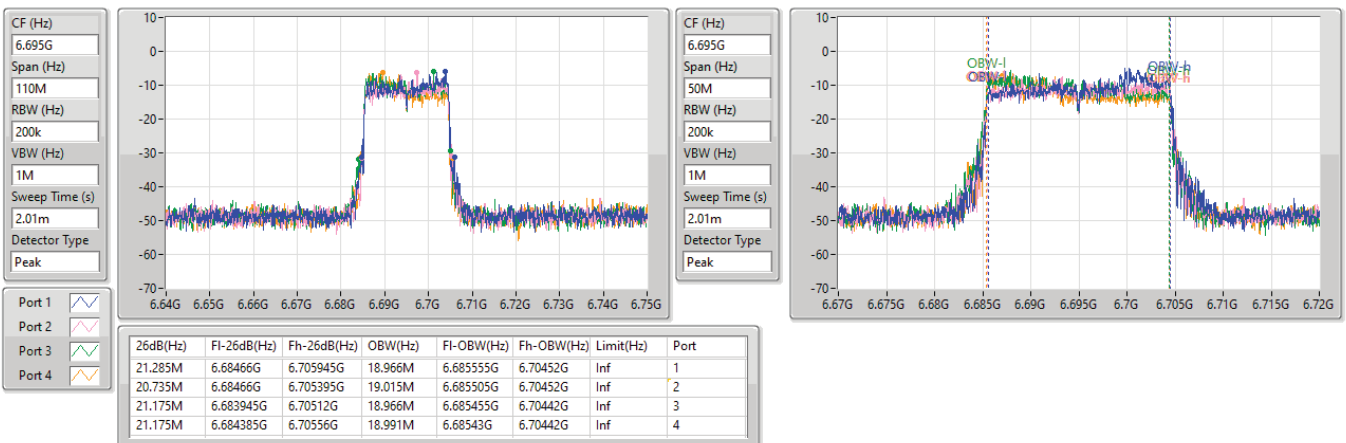


6.525-6.875GHz_802.11be EHT20-BF_Nss1,(MCS0)_4TX

EBW

6695MHz

05/12/2023



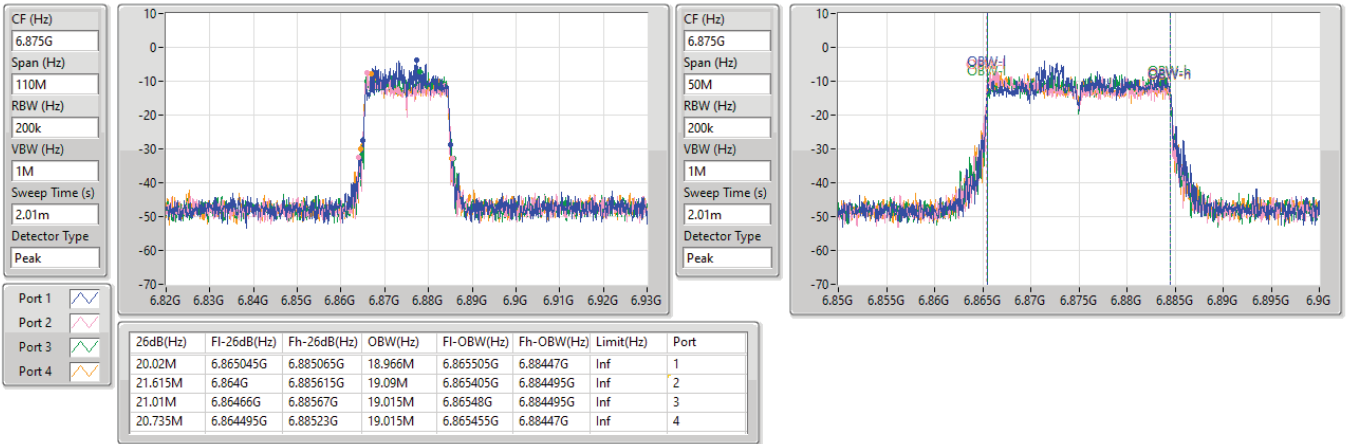


6.525-6.875GHz_802.11be EHT20-BF_Nss1,(MCS0)_4TX

EBW

6875MHz

05/12/2023

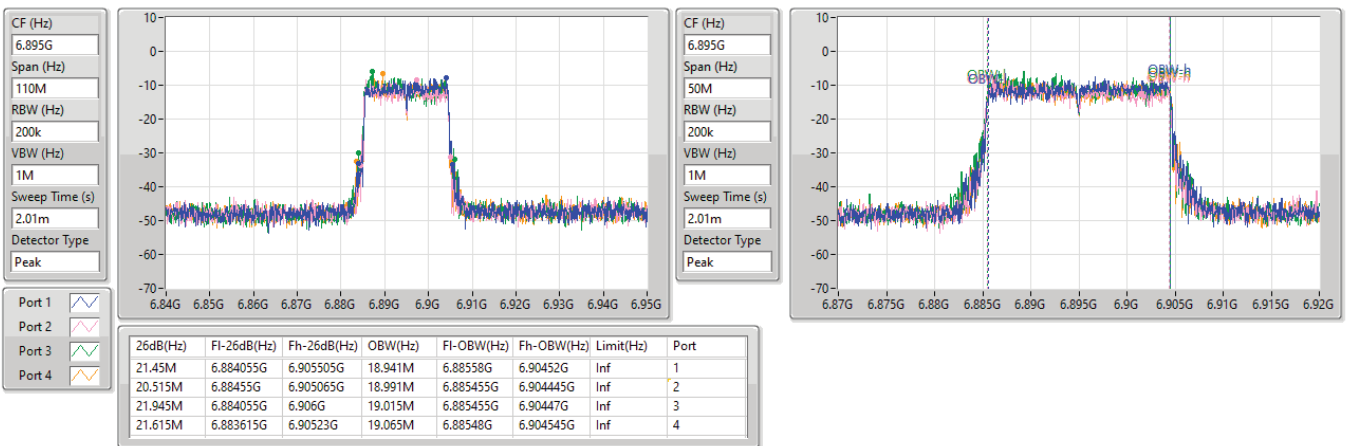


6.875-7.125GHz_802.11be EHT20-BF_Nss1,(MCS0)_4TX

EBW

6895MHz

05/12/2023



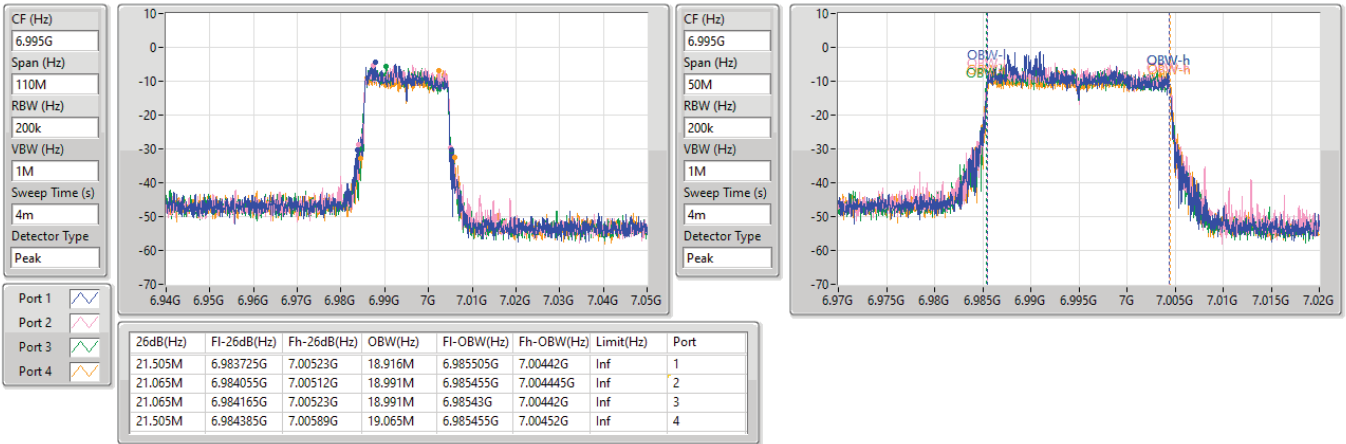


6.875-7.125GHz_802.11be EHT20-BF_Nss1,(MCS0)_4TX

EBW

6995MHz

05/12/2023

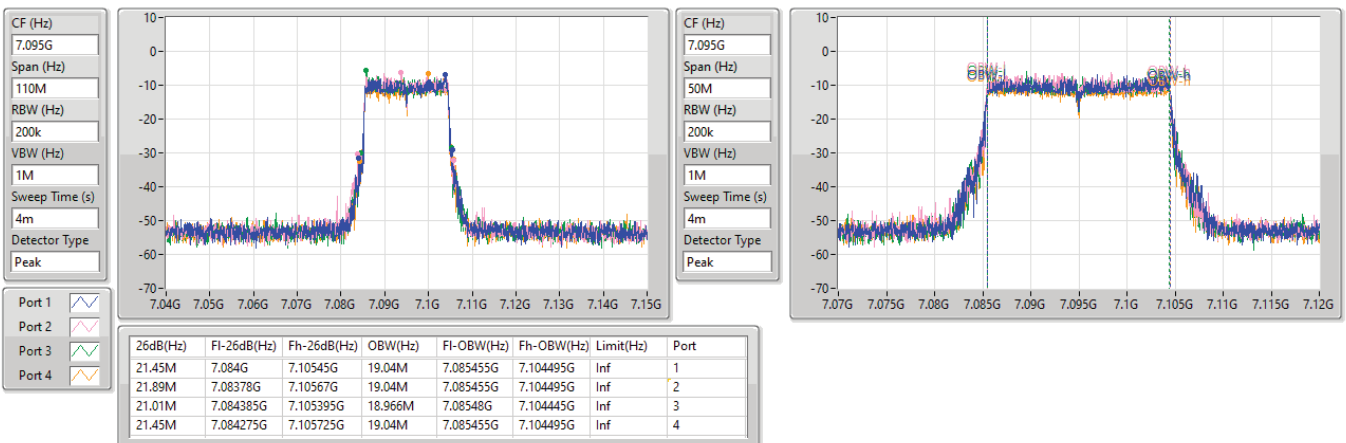


6.875-7.125GHz_802.11be EHT20-BF_Nss1,(MCS0)_4TX

EBW

7095MHz

05/12/2023





6.875-7.125GHz_802.11be EHT20-BF_Nss1,(MCS0)_4TX

EBW

7115MHz

05/12/2023

CF (Hz)
7.115G

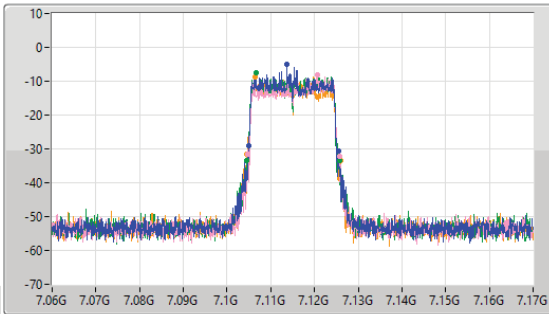
Span (Hz)
110M

RBW (Hz)
200k

VBW (Hz)
1M

Sweep Time (s)
4m

Detector Type
Peak



CF (Hz)
7.115G

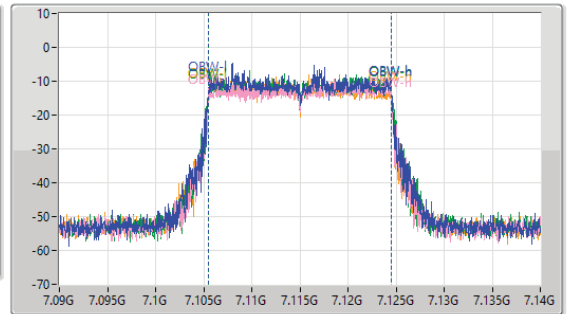
Span (Hz)
50M

RBW (Hz)
200k

VBW (Hz)
1M

Sweep Time (s)
4m

Detector Type
Peak



Port 1

Port 2

Port 3

Port 4

26dB(Hz)	Fl-26dB(Hz)	Fh-26dB(Hz)	OBW(Hz)	Fl-OBW(Hz)	Fh-OBW(Hz)	Limit(Hz)	Port
20.68M	7.10488G	7.12556G	18.991M	7.105505G	7.124495G	Inf	1
20.955M	7.104715G	7.12567G	18.991M	7.10553G	7.12452G	Inf	2
21.175M	7.104495G	7.12567G	19.065M	7.10548G	7.124545G	Inf	3
21.45M	7.104495G	7.125945G	19.015M	7.10548G	7.124495G	Inf	4

5.925-6.425GHz_802.11be EHT40-BF_Nss1,(MCS0)_4TX

EBW

5965MHz

18/12/2023

CF (Hz)
5.965G

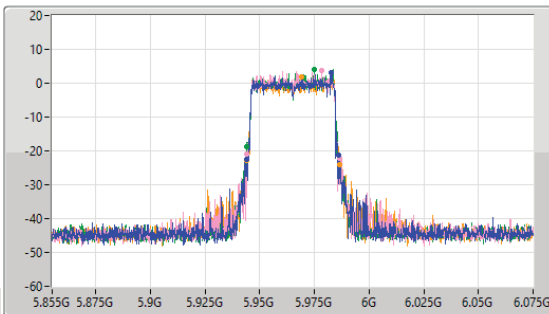
Span (Hz)
220M

RBW (Hz)
500k

VBW (Hz)
2M

Sweep Time (s)
2.01m

Detector Type
Peak



CF (Hz)
5.965G

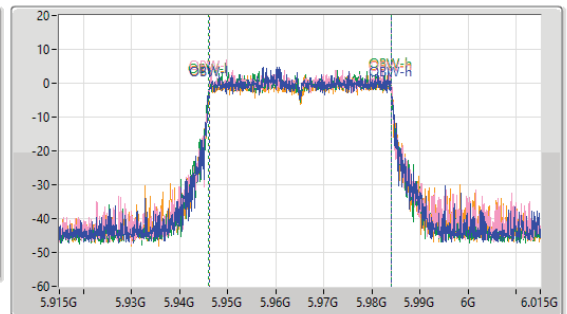
Span (Hz)
100M

RBW (Hz)
500k

VBW (Hz)
2M

Sweep Time (s)
2.01m

Detector Type
Peak



Port 1

Port 2

Port 3

Port 4

26dB(Hz)	Fl-26dB(Hz)	Fh-26dB(Hz)	OBW(Hz)	Fl-OBW(Hz)	Fh-OBW(Hz)	Limit(Hz)	Port
42.24M	5.94377G	5.98601G	37.881M	5.946159G	5.98404G	Inf	1
42.46M	5.94399G	5.98645G	37.931M	5.946159G	5.98409G	Inf	2
42.46M	5.94377G	5.98623G	37.981M	5.946059G	5.98404G	Inf	3
42.68M	5.94399G	5.98667G	37.981M	5.946109G	5.98409G	Inf	4



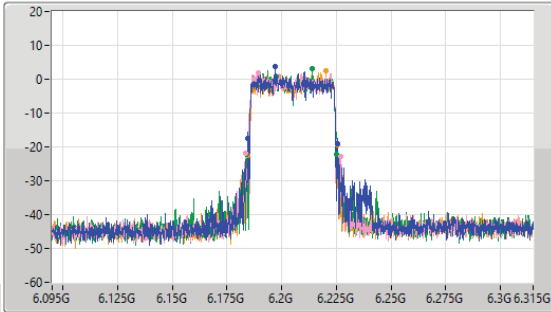
5.925-6.425GHz_802.11be EHT40-BF_Nss1,(MCS0)_4TX

EBW

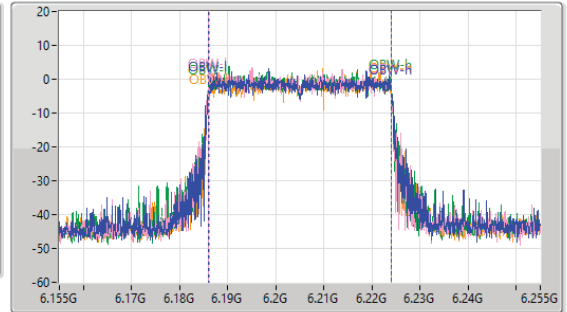
6205MHz

05/12/2023

CF (Hz)
6.205G
Span (Hz)
220M
RBW (Hz)
500k
VBW (Hz)
2M
Sweep Time (s)
2.01m
Detector Type
Peak



CF (Hz)
6.205G
Span (Hz)
100M
RBW (Hz)
500k
VBW (Hz)
2M
Sweep Time (s)
2.01m
Detector Type
Peak



Port 1
Port 2
Port 3
Port 4

26dB(Hz)	Fl-26dB(Hz)	Fh-26dB(Hz)	OBW(Hz)	Fl-OBW(Hz)	Fh-OBW(Hz)	Limit(Hz)	Port
41.25M	6.18432G	6.22557G	37.981M	6.186009G	6.223991G	Inf	1
43.23M	6.18355G	6.22678G	37.981M	6.18596G	6.223941G	Inf	2
41.25M	6.18399G	6.22524G	37.881M	6.186059G	6.223941G	Inf	3
41.25M	6.18443G	6.22568G	37.881M	6.186109G	6.223991G	Inf	4

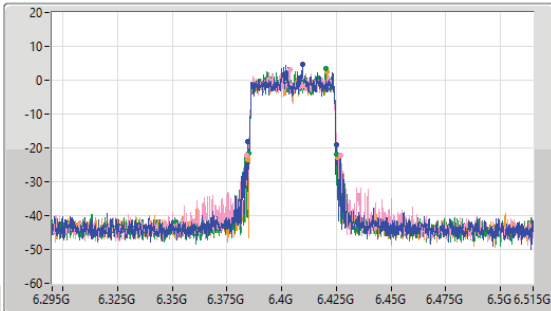
5.925-6.425GHz_802.11be EHT40-BF_Nss1,(MCS0)_4TX

EBW

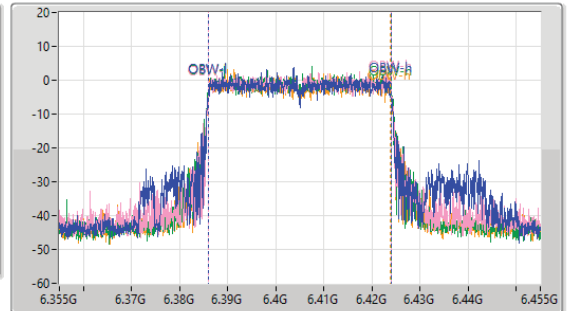
6405MHz

05/12/2023

CF (Hz)
6.405G
Span (Hz)
220M
RBW (Hz)
500k
VBW (Hz)
2M
Sweep Time (s)
2.01m
Detector Type
Peak



CF (Hz)
6.405G
Span (Hz)
100M
RBW (Hz)
500k
VBW (Hz)
2M
Sweep Time (s)
2.01m
Detector Type
Peak



Port 1
Port 2
Port 3
Port 4

26dB(Hz)	Fl-26dB(Hz)	Fh-26dB(Hz)	OBW(Hz)	Fl-OBW(Hz)	Fh-OBW(Hz)	Limit(Hz)	Port
40.59M	6.38454G	6.42513G	37.881M	6.386059G	6.423941G	Inf	1
43.23M	6.38388G	6.42711G	37.881M	6.386059G	6.423941G	Inf	2
40.26M	6.38476G	6.42502G	37.931M	6.386009G	6.423941G	Inf	3
41.36M	6.38421G	6.42557G	37.831M	6.386059G	6.423891G	Inf	4

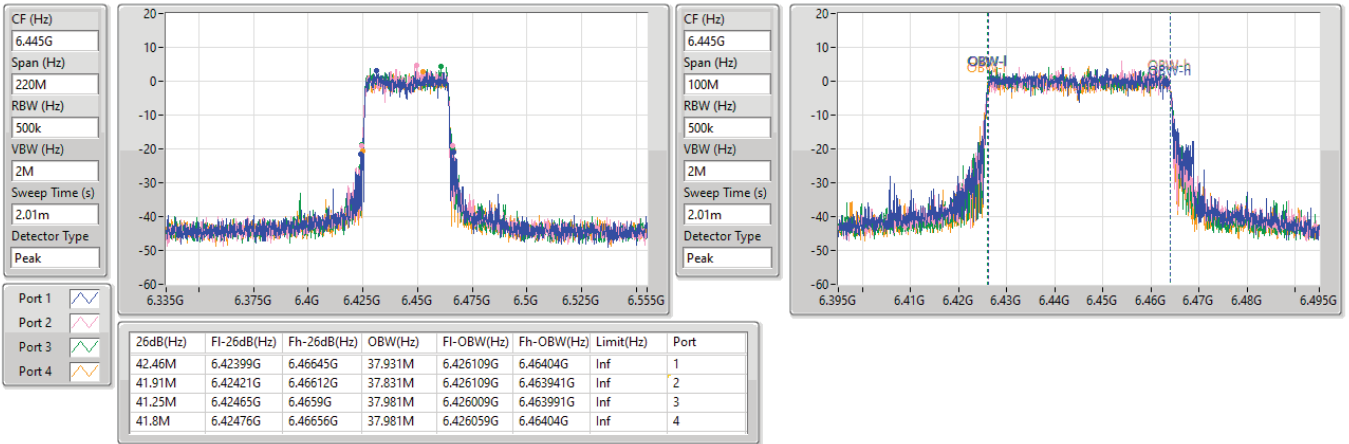


6.425-6.525GHz_802.11be EHT40-BF_Nss1,(MCS0)_4TX

EBW

6445MHz

05/12/2023

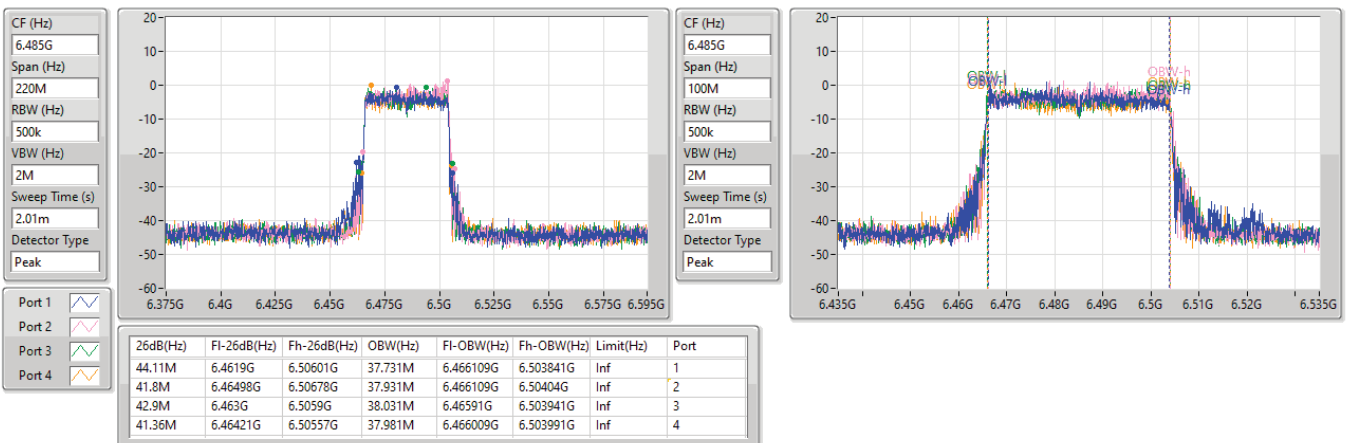


6.425-6.525GHz_802.11be EHT40-BF_Nss1,(MCS0)_4TX

EBW

6485MHz

05/12/2023



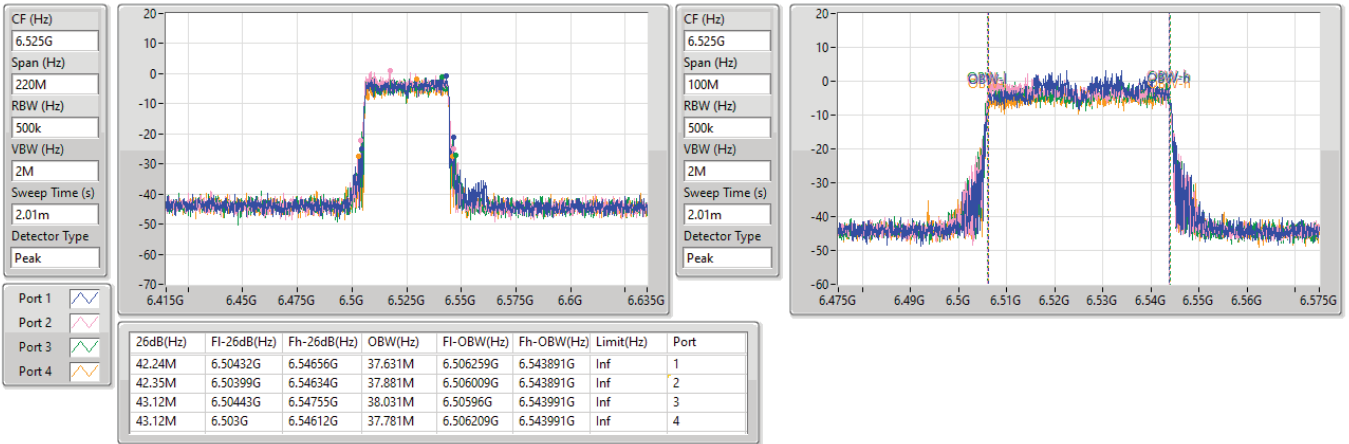


6.425-6.525GHz_802.11be EHT40-BF_Nss1,(MCS0)_4TX

EBW

6525MHz

05/12/2023

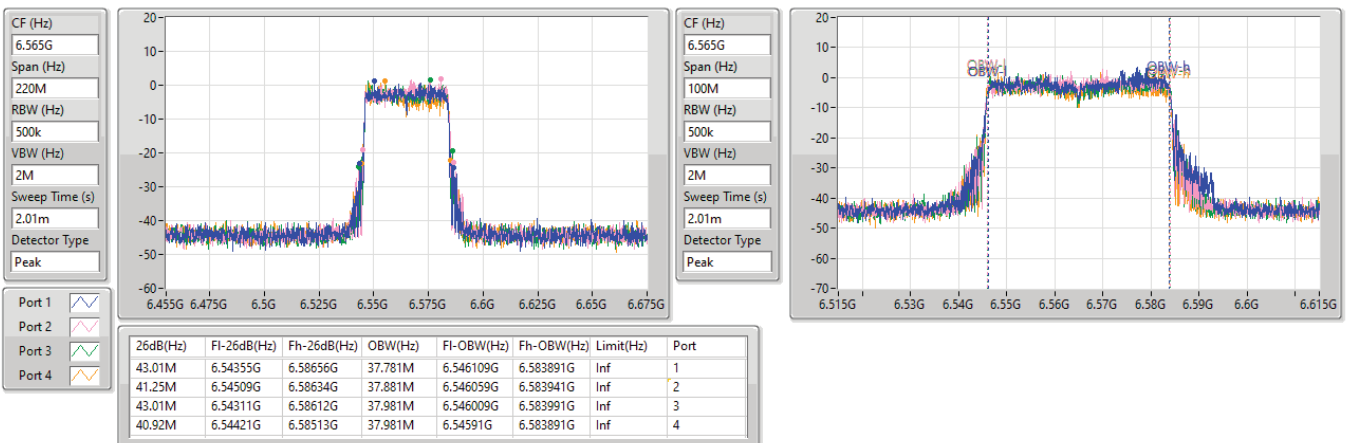


6.525-6.875GHz_802.11be EHT40-BF_Nss1,(MCS0)_4TX

EBW

6565MHz

05/12/2023



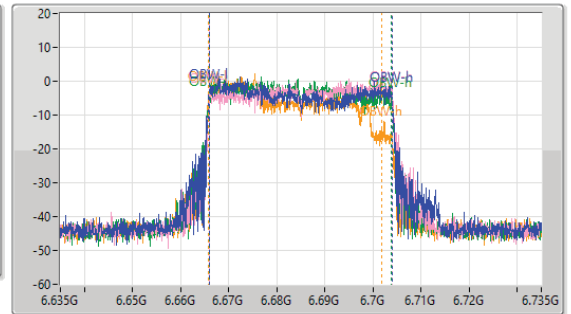
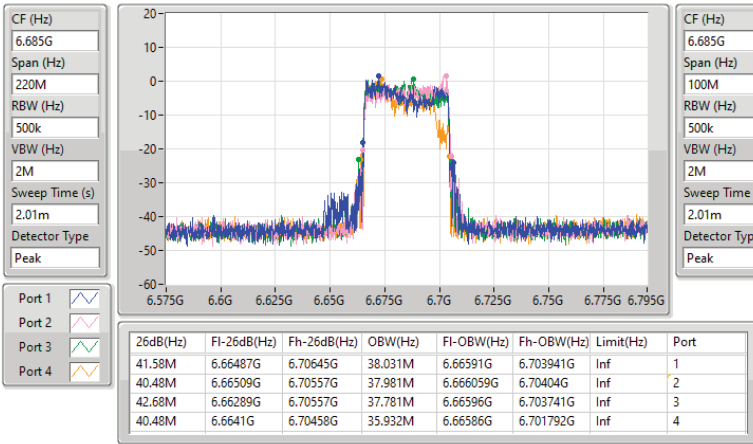


6.525-6.875GHz_802.11be EHT40-BF_Nss1,(MCS0)_4TX

EBW

6685MHz

05/12/2023

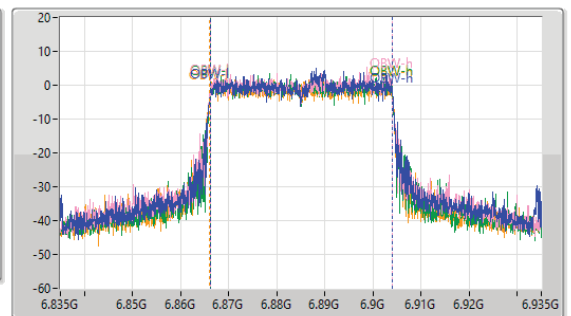
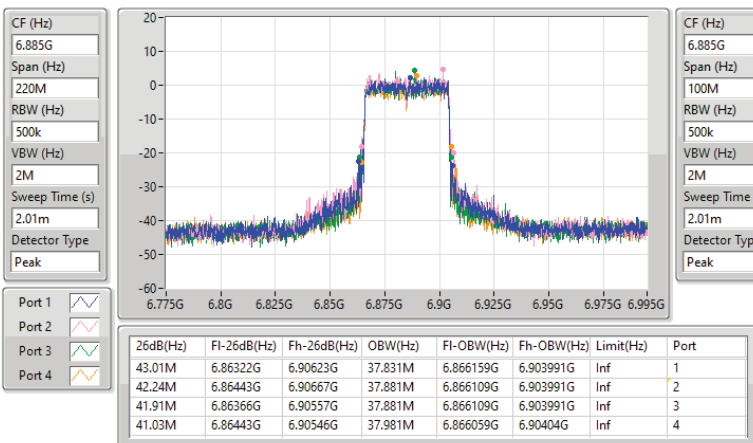


6.525-6.875GHz_802.11be EHT40-BF_Nss1,(MCS0)_4TX

EBW

6885MHz

05/12/2023





6.875-7.125GHz_802.11be EHT40-BF_Nss1,(MCS0)_4TX

EBW

6925MHz

18/12/2023

CF (Hz)
6.925G

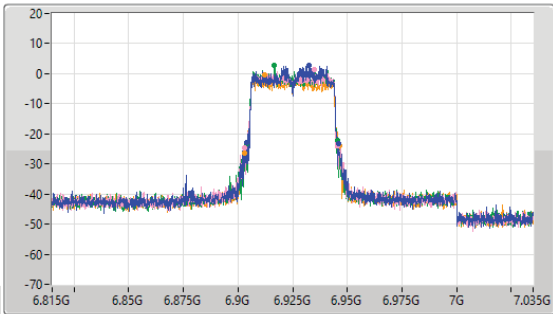
Span (Hz)
220M

RBW (Hz)
500k

VBW (Hz)
2M

Sweep Time (s)
4m

Detector Type
Peak



CF (Hz)
6.925G

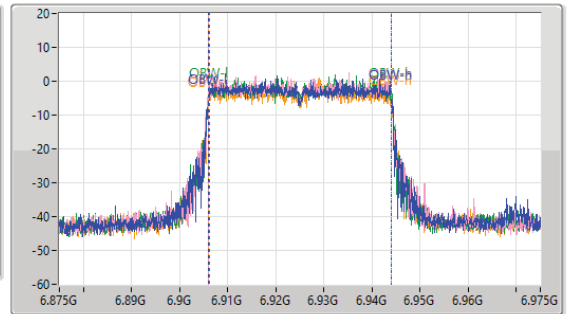
Span (Hz)
100M

RBW (Hz)
500k

VBW (Hz)
2M

Sweep Time (s)
2.01m

Detector Type
Peak



Port 1

Port 2

Port 3

Port 4

26dB(Hz)	Fl-26dB(Hz)	Fh-26dB(Hz)	OBW(Hz)	Fl-OBW(Hz)	Fh-OBW(Hz)	Limit(Hz)	Port
42.02M	6.90388G	6.9459G	37.931M	6.906059G	6.943991G	Inf	1
42.9M	6.90289G	6.94579G	38.031M	6.90596G	6.943991G	Inf	2
41.69M	6.90388G	6.94557G	37.931M	6.906109G	6.94404G	Inf	3
43.67M	6.90278G	6.94645G	38.031M	6.906009G	6.94404G	Inf	4

6.875-7.125GHz_802.11be EHT40-BF_Nss1,(MCS0)_4TX

EBW

7005MHz

05/12/2023

CF (Hz)
7.005G

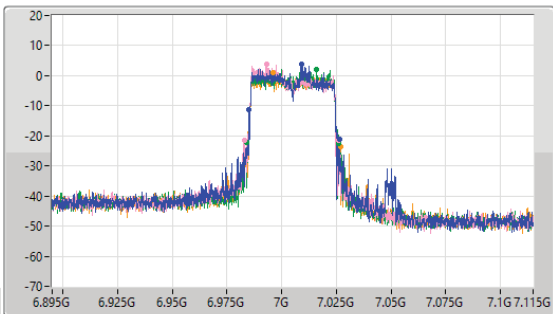
Span (Hz)
220M

RBW (Hz)
500k

VBW (Hz)
2M

Sweep Time (s)
4m

Detector Type
Peak



CF (Hz)
7.005G

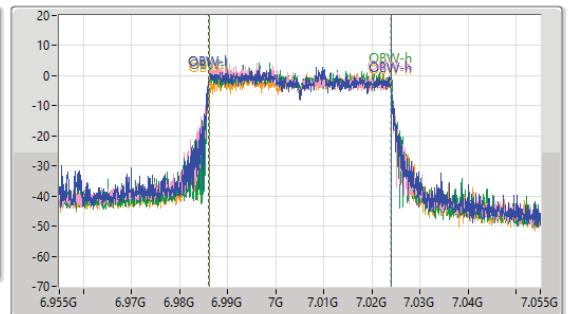
Span (Hz)
100M

RBW (Hz)
500k

VBW (Hz)
2M

Sweep Time (s)
4m

Detector Type
Peak



Port 1

Port 2

Port 3

Port 4

26dB(Hz)	Fl-26dB(Hz)	Fh-26dB(Hz)	OBW(Hz)	Fl-OBW(Hz)	Fh-OBW(Hz)	Limit(Hz)	Port
41.25M	6.98509G	7.02634G	37.981M	6.986009G	7.023991G	Inf	1
43.12M	6.98289G	7.02601G	37.881M	6.98596G	7.023841G	Inf	2
42.24M	6.98399G	7.02623G	37.981M	6.986109G	7.02409G	Inf	3
43.01M	6.98377G	7.02678G	37.831M	6.986209G	7.02404G	Inf	4

6.875-7.125GHz_802.11be EHT40-BF_Nss1,(MCS0)_4TX

EBW

7085MHz

05/12/2023

CF (Hz)
7.085G

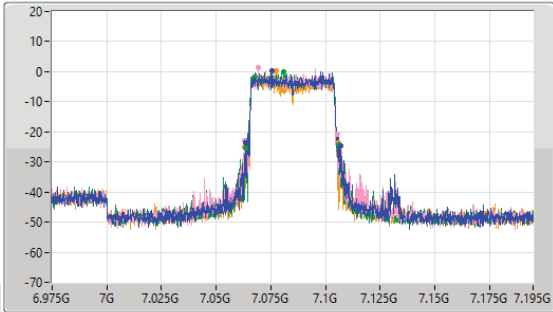
Span (Hz)
220M

RBW (Hz)
500k

VBW (Hz)
2M

Sweep Time (s)
4m

Detector Type
Peak



CF (Hz)
7.085G

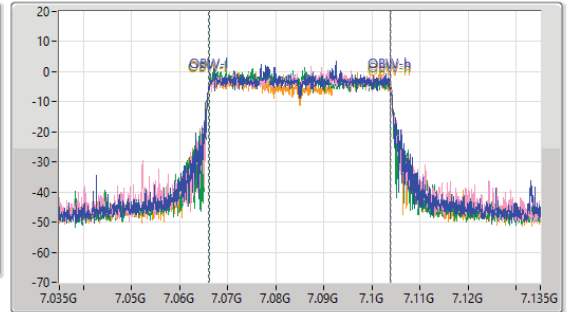
Span (Hz)
100M

RBW (Hz)
500k

VBW (Hz)
2M

Sweep Time (s)
4m

Detector Type
Peak



Port 1

Port 2

Port 3

Port 4

26dB(Hz)	Fl-26dB(Hz)	Fh-26dB(Hz)	OBW(Hz)	Fl-OBW(Hz)	Fh-OBW(Hz)	Limit(Hz)	Port
43.34M	7.06344G	7.10678G	37.781M	7.066109G	7.103891G	Inf	1
42.57M	7.06311G	7.10568G	37.881M	7.066109G	7.103991G	Inf	2
42.46M	7.06344G	7.1059G	37.831M	7.066059G	7.103891G	Inf	3
43.12M	7.063G	7.10612G	37.931M	7.06596G	7.103891G	Inf	4

5.925-6.425GHz_802.11be EHT80-BF_Nss1,(MCS0)_4TX

EBW

5985MHz

18/12/2023

CF (Hz)
5.985G

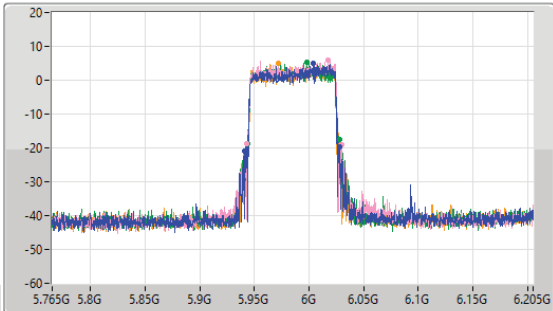
Span (Hz)
440M

RBW (Hz)
1M

VBW (Hz)
3M

Sweep Time (s)
2.01m

Detector Type
Peak



CF (Hz)
5.985G

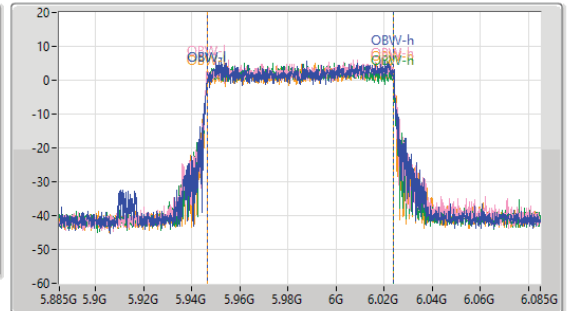
Span (Hz)
200M

RBW (Hz)
1M

VBW (Hz)
3M

Sweep Time (s)
2.01m

Detector Type
Peak



Port 1

Port 2

Port 3

Port 4

26dB(Hz)	Fl-26dB(Hz)	Fh-26dB(Hz)	OBW(Hz)	Fl-OBW(Hz)	Fh-OBW(Hz)	Limit(Hz)	Port
86.9M	5.94144G	6.02834G	77.561M	5.946519G	6.02408G	Inf	1
86.68M	5.9432G	6.02988G	77.761M	5.946319G	6.02408G	Inf	2
84.26M	5.94386G	6.02812G	77.361M	5.946419G	6.023781G	Inf	3
87.56M	5.94144G	6.029G	77.561M	5.946419G	6.023981G	Inf	4

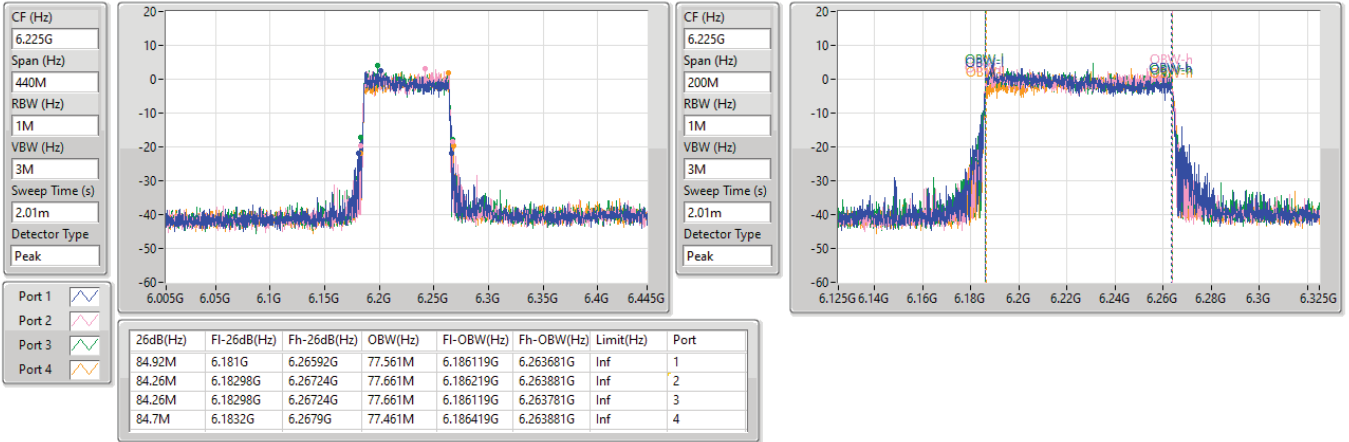


5.925-6.425GHz_802.11be EHT80-BF_Nss1,(MCS0)_4TX

EBW

6225MHz

05/12/2023

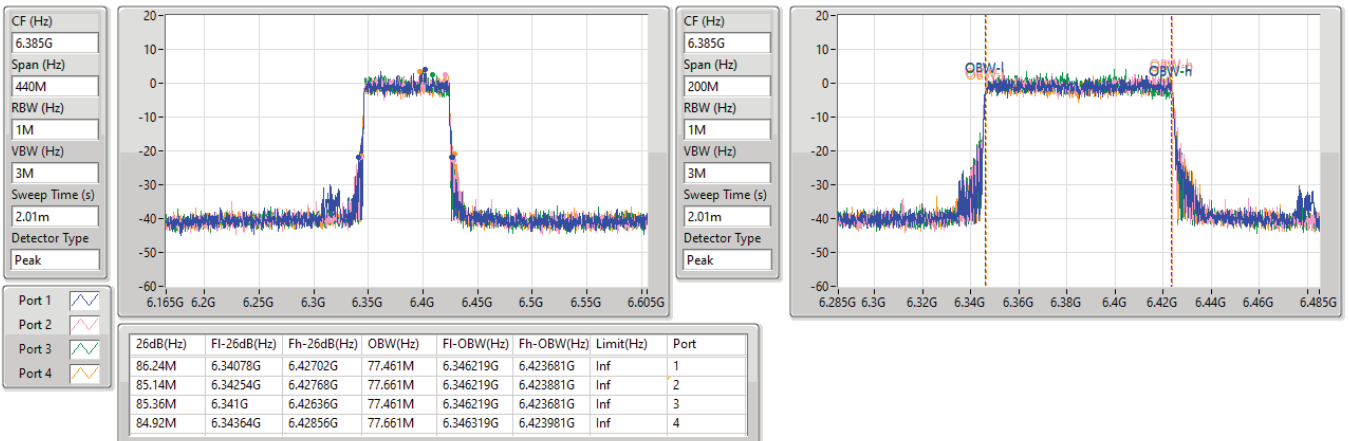


5.925-6.425GHz_802.11be EHT80-BF_Nss1,(MCS0)_4TX

EBW

6385MHz

05/12/2023





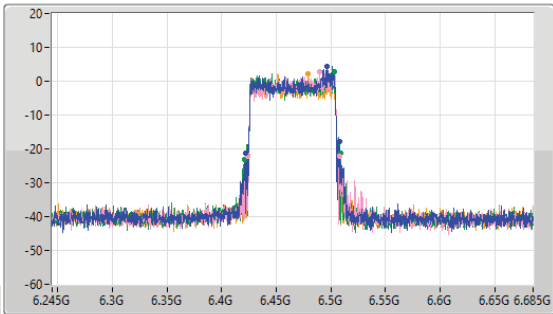
6.425-6.525GHz_802.11be EHT80-BF_Nss1,(MCS0)_4TX

EBW

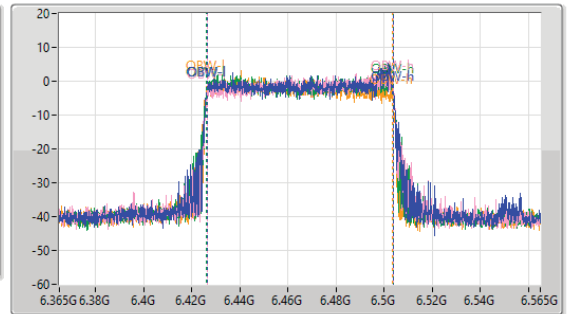
6465MHz

05/12/2023

CF (Hz)
6.465G
Span (Hz)
440M
RBW (Hz)
1M
VBW (Hz)
3M
Sweep Time (s)
2.01m
Detector Type
Peak



CF (Hz)
6.465G
Span (Hz)
200M
RBW (Hz)
1M
VBW (Hz)
3M
Sweep Time (s)
2.01m
Detector Type
Peak



Port 1
Port 2
Port 3
Port 4

26dB(Hz)	Fl-26dB(Hz)	Fh-26dB(Hz)	OBW(Hz)	Fl-OBW(Hz)	Fh-OBW(Hz)	Limit(Hz)	Port
86.46M	6.42188G	6.50834G	77.561M	6.426319G	6.503881G	Inf	1
83.6M	6.42408G	6.50768G	77.561M	6.426419G	6.503981G	Inf	2
88.22M	6.421G	6.50922G	77.561M	6.426219G	6.503781G	Inf	3
84.48M	6.42342G	6.5079G	77.361M	6.426119G	6.503481G	Inf	4

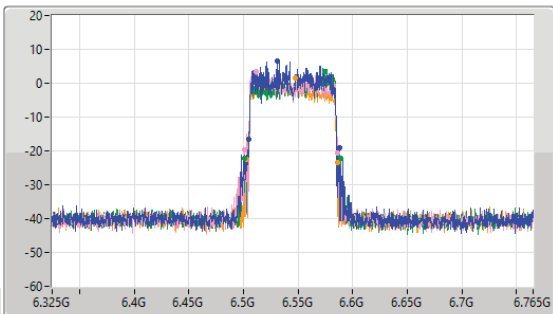
6.425-6.525GHz_802.11be EHT80-BF_Nss1,(MCS0)_4TX

EBW

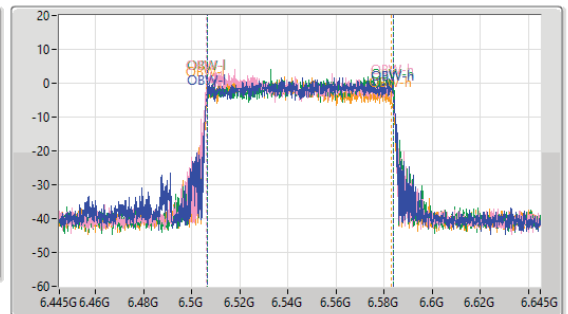
6545MHz

05/12/2023

CF (Hz)
6.545G
Span (Hz)
440M
RBW (Hz)
1M
VBW (Hz)
3M
Sweep Time (s)
2.01m
Detector Type
Peak



CF (Hz)
6.545G
Span (Hz)
200M
RBW (Hz)
1M
VBW (Hz)
3M
Sweep Time (s)
2.01m
Detector Type
Peak



Port 1
Port 2
Port 3
Port 4

26dB(Hz)	Fl-26dB(Hz)	Fh-26dB(Hz)	OBW(Hz)	Fl-OBW(Hz)	Fh-OBW(Hz)	Limit(Hz)	Port
82.94M	6.50474G	6.58788G	77.461M	6.506319G	6.583781G	Inf	1
83.58M	6.50056G	6.58614G	77.661M	6.506119G	6.583781G	Inf	2
87.56M	6.50122G	6.58878G	77.561M	6.506319G	6.583881G	Inf	3
82.5M	6.5032G	6.5857G	76.962M	6.506219G	6.583181G	Inf	4

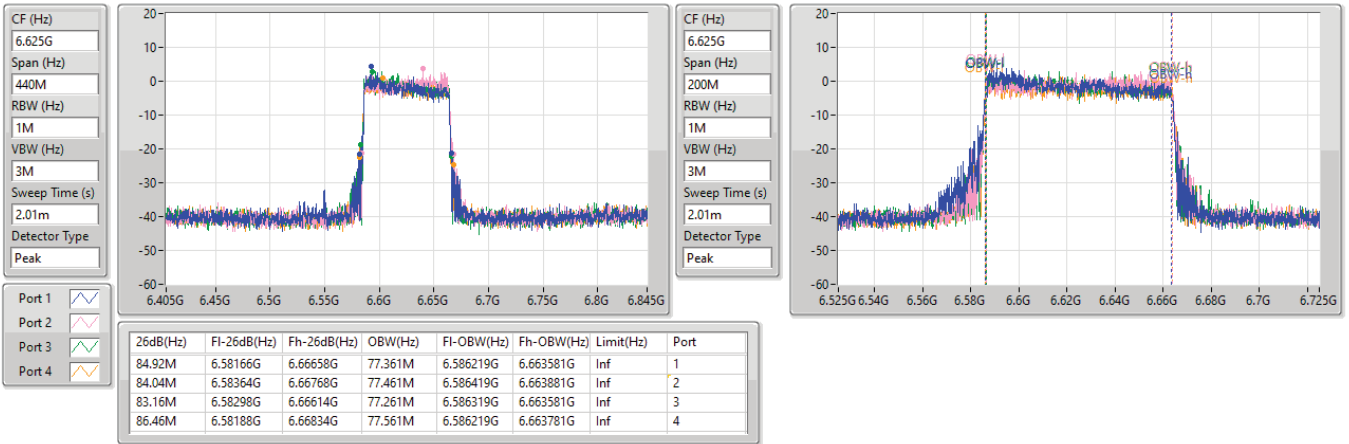


6.525-6.875GHz_802.11be EHT80-BF_Nss1,(MCS0)_4TX

EBW

6625MHz

05/12/2023

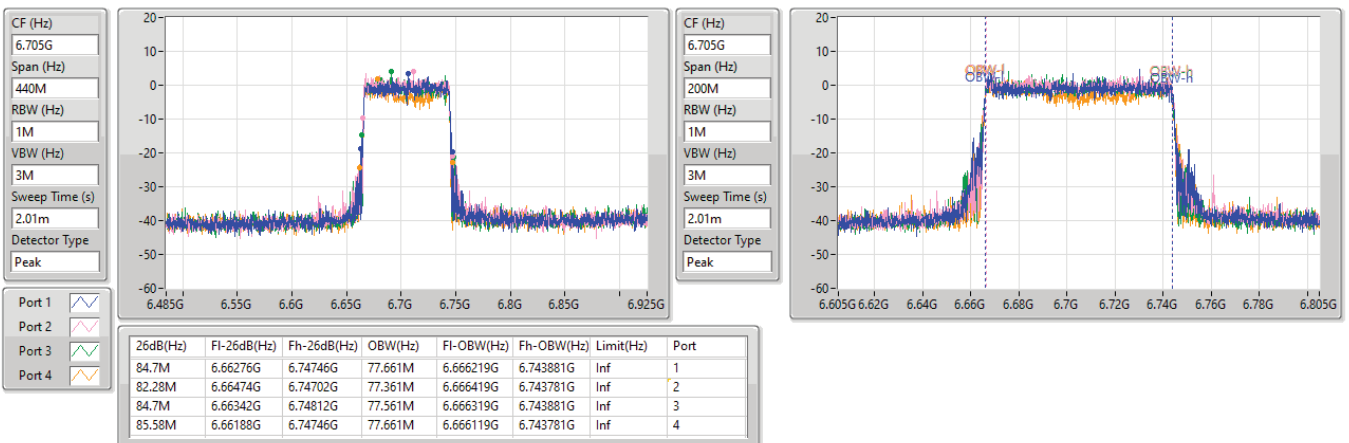


6.525-6.875GHz_802.11be EHT80-BF_Nss1,(MCS0)_4TX

EBW

6705MHz

05/12/2023



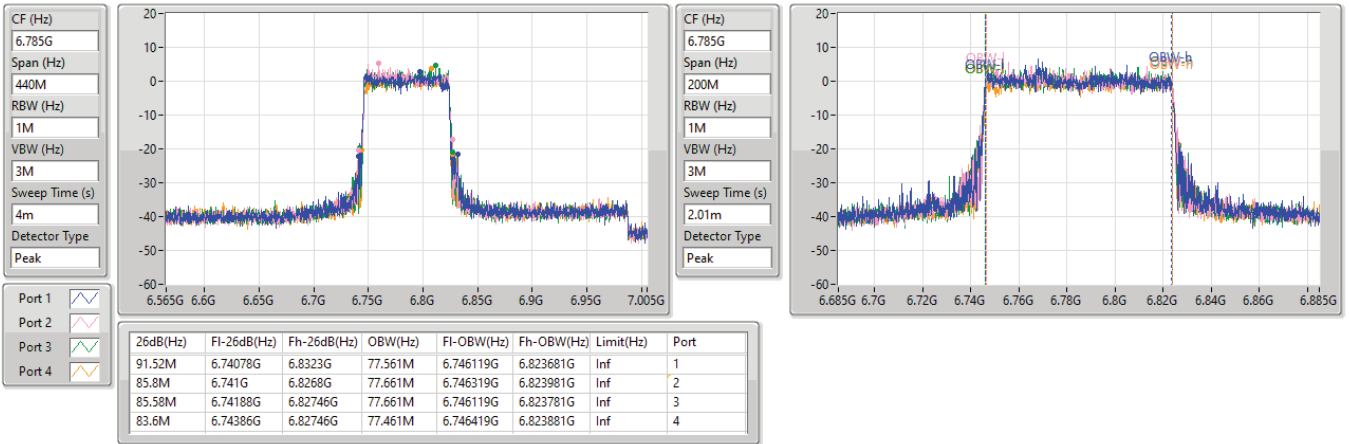


6.525-6.875GHz_802.11be EHT80-BF_Nss1,(MCS0)_4TX

EBW

6785MHz

05/12/2023

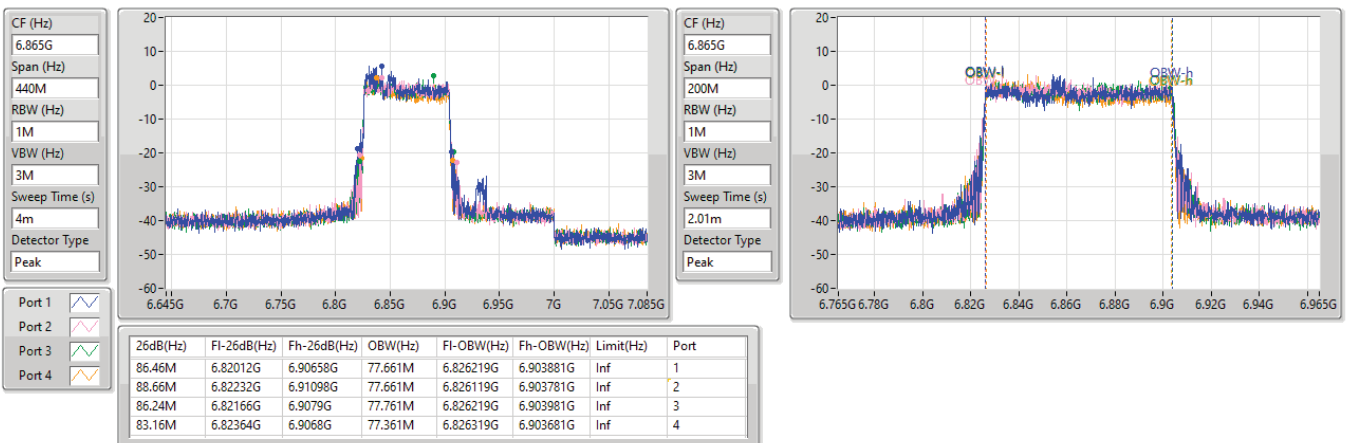


6.525-6.875GHz_802.11be EHT80-BF_Nss1,(MCS0)_4TX

EBW

6865MHz

05/12/2023



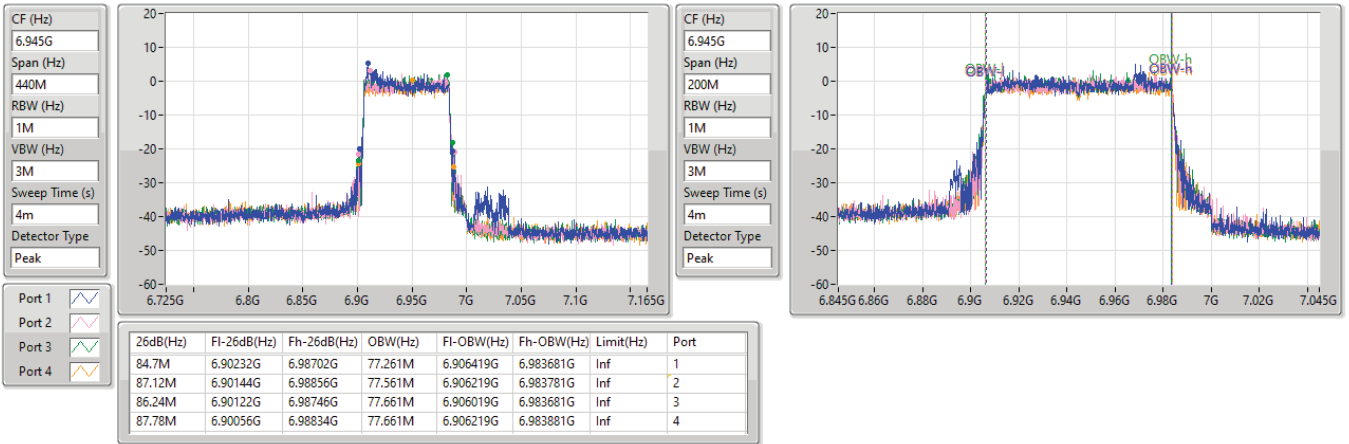


6.875-7.125GHz_802.11be EHT80-BF_Nss1,(MCS0)_4TX

EBW

6945MHz

05/12/2023

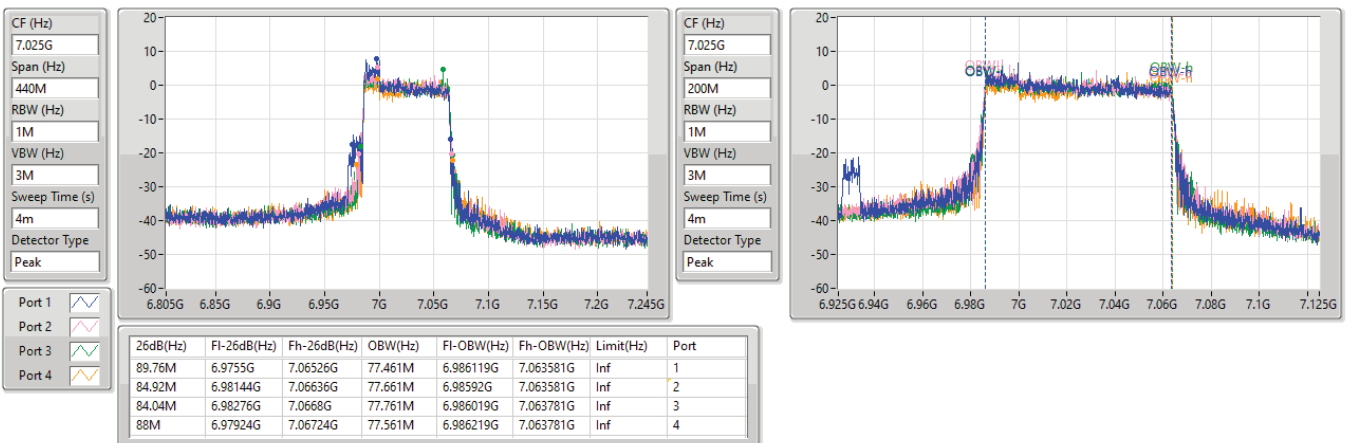


6.875-7.125GHz_802.11be EHT80-BF_Nss1,(MCS0)_4TX

EBW

7025MHz

05/12/2023



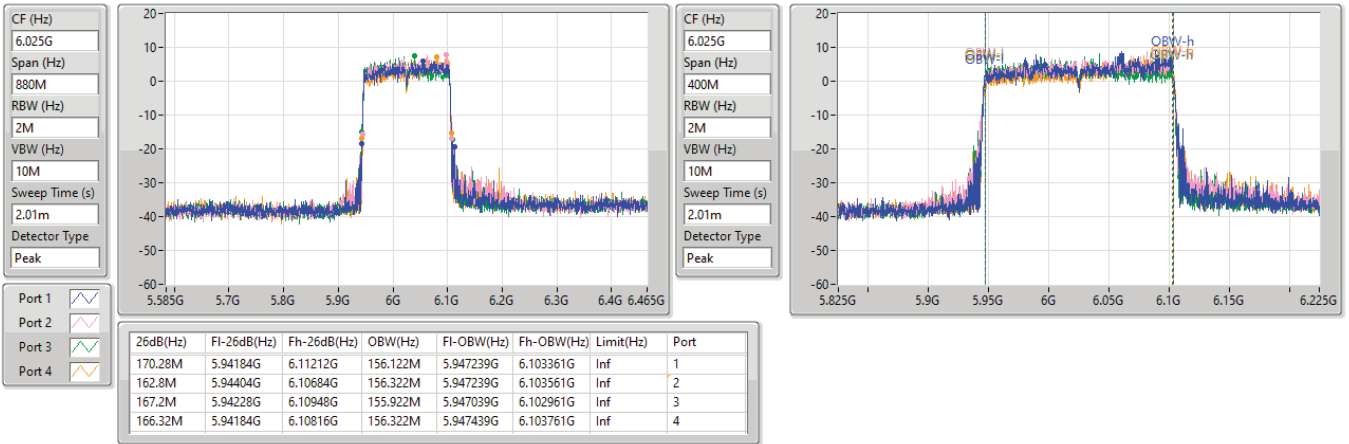


5.925-6.425GHz_802.11be EHT160-BF_Nss1,(MCS0)_4TX

EBW

6025MHz

05/12/2023

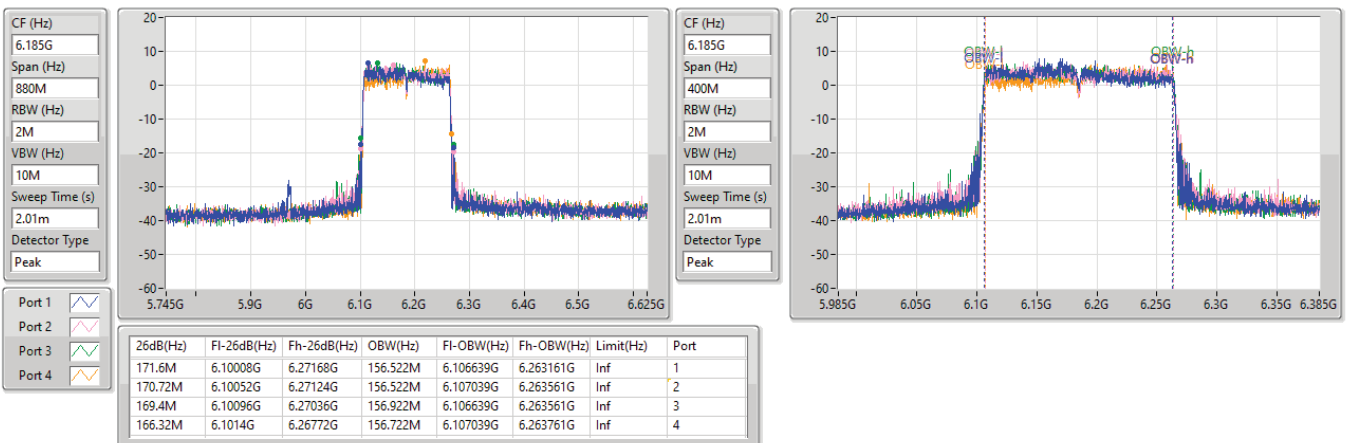


5.925-6.425GHz_802.11be EHT160-BF_Nss1,(MCS0)_4TX

EBW

6185MHz

05/12/2023





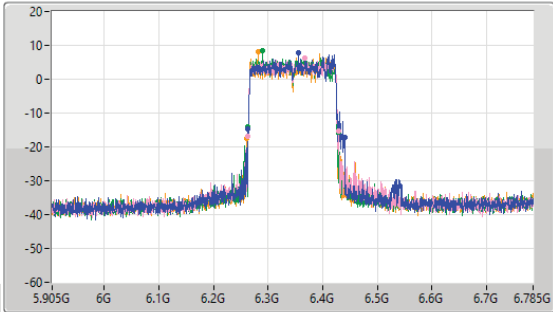
5.925-6.425GHz_802.11be EHT160-BF_Nss1,(MCS0)_4TX

EBW

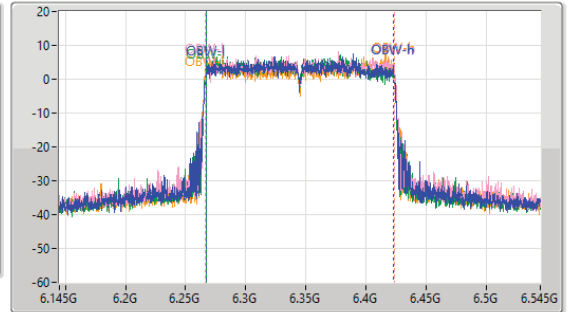
6345MHz

05/12/2023

CF (Hz)
6.345G
Span (Hz)
880M
RBW (Hz)
2M
VBW (Hz)
10M
Sweep Time (s)
2.01m
Detector Type
Peak



CF (Hz)
6.345G
Span (Hz)
400M
RBW (Hz)
2M
VBW (Hz)
10M
Sweep Time (s)
2.01m
Detector Type
Peak



Port 1
Port 2
Port 3
Port 4

26dB(Hz)	Fl-26dB(Hz)	Fh-26dB(Hz)	OBW(Hz)	Fl-OBW(Hz)	Fh-OBW(Hz)	Limit(Hz)	Port
177.32M	6.26316G	6.44048G	156.322M	6.266839G	6.423161G	Inf	1
167.2M	6.26184G	6.42904G	156.922M	6.266639G	6.423561G	Inf	2
166.76M	6.26272G	6.42948G	156.122M	6.266839G	6.422961G	Inf	3
167.2M	6.2614G	6.4286G	157.121M	6.266439G	6.423561G	Inf	4

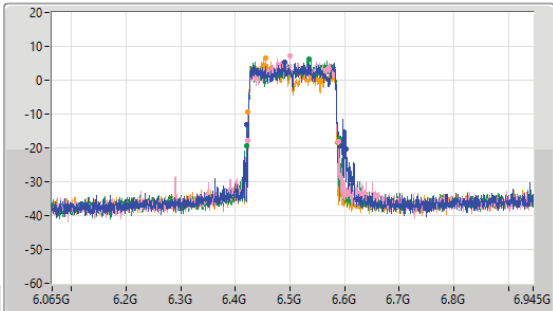
6.425-6.525GHz_802.11be EHT160-BF_Nss1,(MCS0)_4TX

EBW

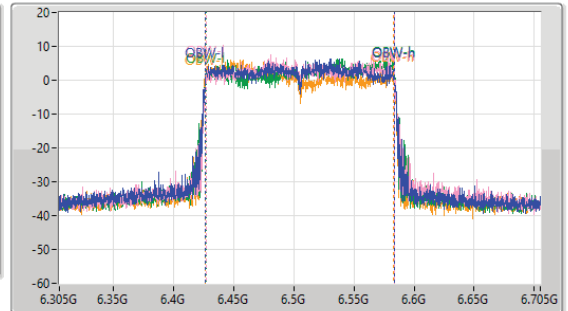
6505MHz

05/12/2023

CF (Hz)
6.505G
Span (Hz)
880M
RBW (Hz)
2M
VBW (Hz)
10M
Sweep Time (s)
2.01m
Detector Type
Peak



CF (Hz)
6.505G
Span (Hz)
400M
RBW (Hz)
2M
VBW (Hz)
10M
Sweep Time (s)
2.01m
Detector Type
Peak



Port 1
Port 2
Port 3
Port 4

26dB(Hz)	Fl-26dB(Hz)	Fh-26dB(Hz)	OBW(Hz)	Fl-OBW(Hz)	Fh-OBW(Hz)	Limit(Hz)	Port
182.16M	6.4214G	6.60356G	156.922M	6.426639G	6.583561G	Inf	1
165.88M	6.42272G	6.5886G	156.322M	6.427039G	6.583361G	Inf	2
169.84M	6.42052G	6.59036G	156.922M	6.426839G	6.583761G	Inf	3
164.12M	6.42316G	6.58728G	156.722M	6.426439G	6.583161G	Inf	4

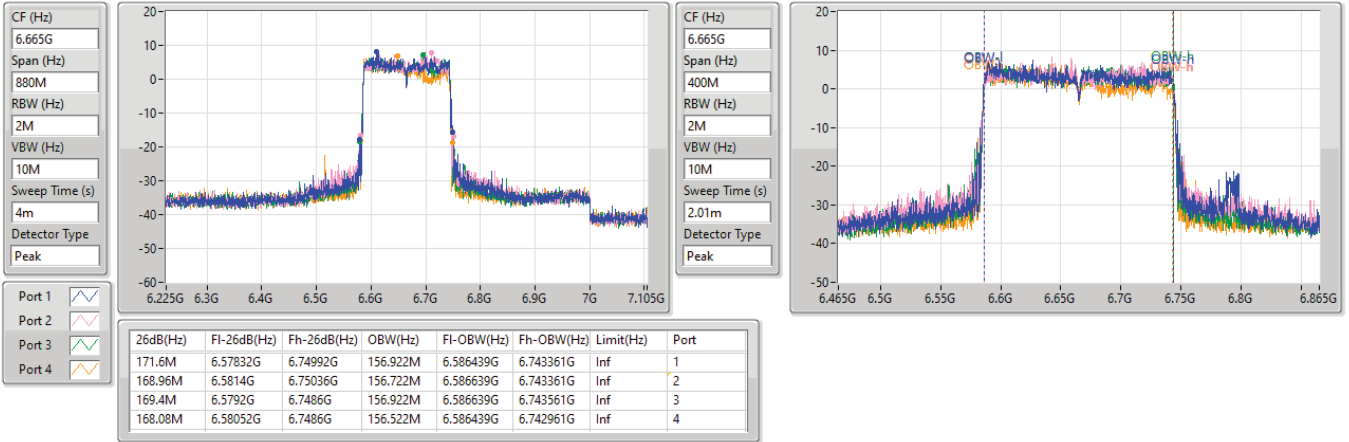


6.525-6.875GHz_802.11be EHT160-BF_Nss1,(MCS0)_4TX

EBW

6665MHz

05/12/2023

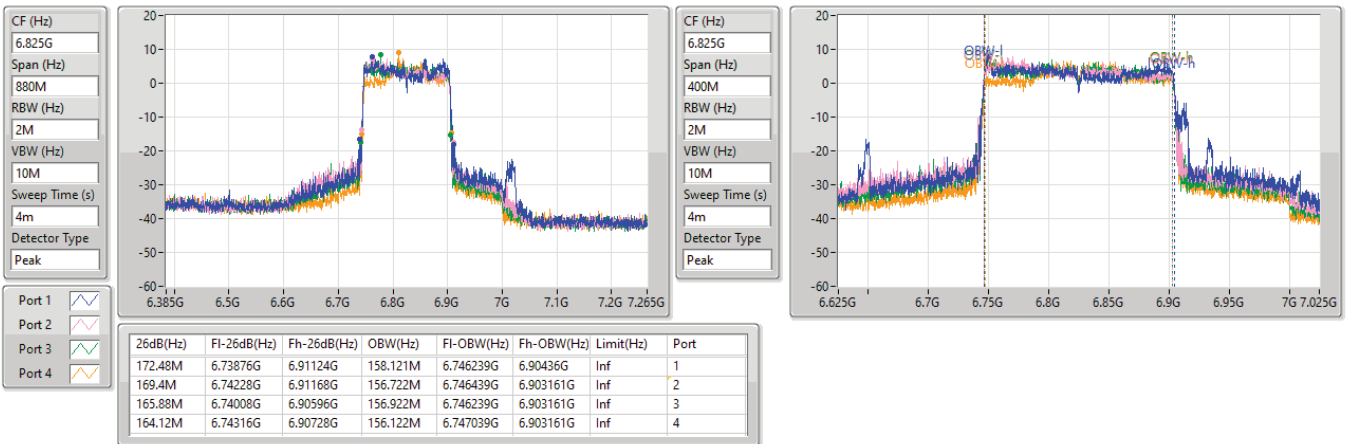


6.525-6.875GHz_802.11be EHT160-BF_Nss1,(MCS0)_4TX

EBW

6825MHz

05/12/2023





6.875-7.125GHz_802.11be EHT160-BF_Nss1,(MCS0)_4TX

EBW

6985MHz

05/12/2023

CF (Hz)
6.985G

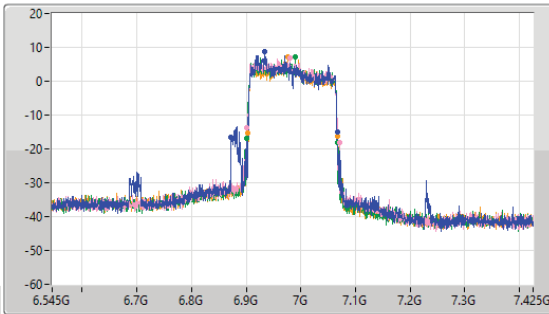
Span (Hz)
880M

RBW (Hz)
2M

VBW (Hz)
10M

Sweep Time (s)
4m

Detector Type
Peak



CF (Hz)
6.985G

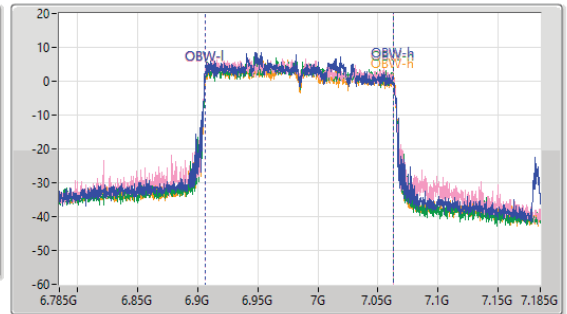
Span (Hz)
400M

RBW (Hz)
2M

VBW (Hz)
10M

Sweep Time (s)
4m

Detector Type
Peak



Port 1

Port 2

Port 3

Port 4

26dB(Hz)	Fl-26dB(Hz)	Fh-26dB(Hz)	OBW(Hz)	Fl-OBW(Hz)	Fh-OBW(Hz)	Limit(Hz)	Port
194.92M	6.8728G	7.06772G	156.322M	6.906439G	7.062761G	Inf	1
169.84M	6.90052G	7.07036G	156.522M	6.906439G	7.062961G	Inf	2
166.32M	6.9014G	7.06772G	156.722M	6.906439G	7.063161G	Inf	3
165M	6.90272G	7.06772G	156.522M	6.906639G	7.063161G	Inf	4

5.925-6.425GHz_802.11be EHT320-BF_Nss1,(MCS0)_4TX

EBW

6105MHz

05/12/2023

CF (Hz)
6.105G

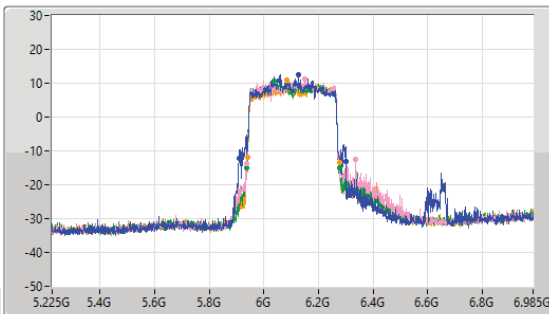
Span (Hz)
1.76G

RBW (Hz)
5M

VBW (Hz)
10M

Sweep Time (s)
2.01m

Detector Type
Peak



CF (Hz)
6.105G

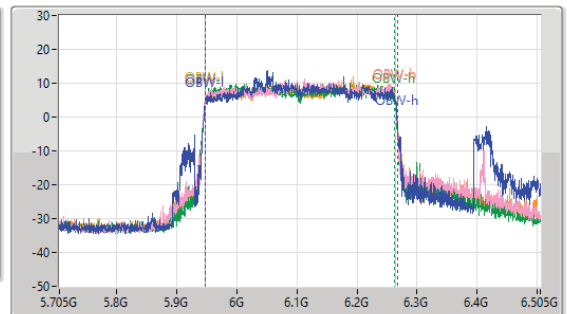
Span (Hz)
800M

RBW (Hz)
5M

VBW (Hz)
10M

Sweep Time (s)
2.01m

Detector Type
Peak



Port 1

Port 2

Port 3

Port 4

26dB(Hz)	Fl-26dB(Hz)	Fh-26dB(Hz)	OBW(Hz)	Fl-OBW(Hz)	Fh-OBW(Hz)	Limit(Hz)	Port
392.48M	5.90788G	6.30036G	318.641M	5.948278G	6.266919G	Inf	1
398.64M	5.9378G	6.33644G	315.842M	5.947879G	6.263721G	Inf	2
339.68M	5.9378G	6.27748G	314.643M	5.947879G	6.262521G	Inf	3
337.92M	5.93956G	6.27748G	315.842M	5.948278G	6.26412G	Inf	4



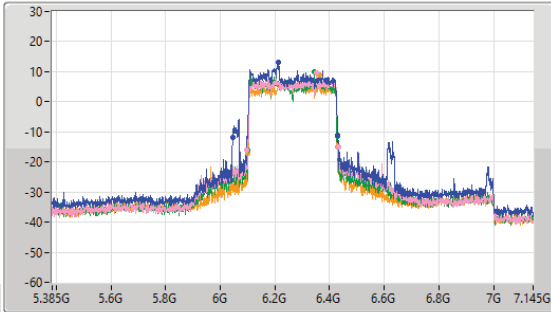
5.925-6.425GHz_802.11be EHT320-BF_Nss1,(MCS0)_4TX

EBW

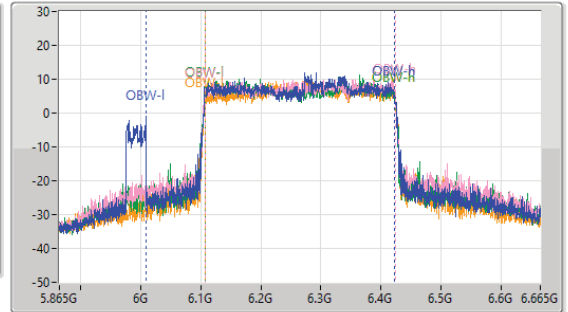
6265MHz

05/12/2023

CF (Hz)
6.265G
Span (Hz)
1.76G
RBW (Hz)
5M
VBW (Hz)
10M
Sweep Time (s)
7.04m
Detector Type
Peak



CF (Hz)
6.265G
Span (Hz)
800M
RBW (Hz)
5M
VBW (Hz)
10M
Sweep Time (s)
2.01m
Detector Type
Peak



Port 1
Port 2
Port 3
Port 4

26dB(Hz)	Fl-26dB(Hz)	Fh-26dB(Hz)	OBW(Hz)	Fl-OBW(Hz)	Fh-OBW(Hz)	Limit(Hz)	Port
385.44M	6.04588G	6.43132G	414.193M	6.008728G	6.422921G	Inf	1
334.4M	6.0978G	6.4322G	315.842M	6.107479G	6.423321G	Inf	2
328.24M	6.09956G	6.4278G	315.842M	6.107079G	6.422921G	Inf	3
329.12M	6.10132G	6.43044G	314.643M	6.108278G	6.422921G	Inf	4

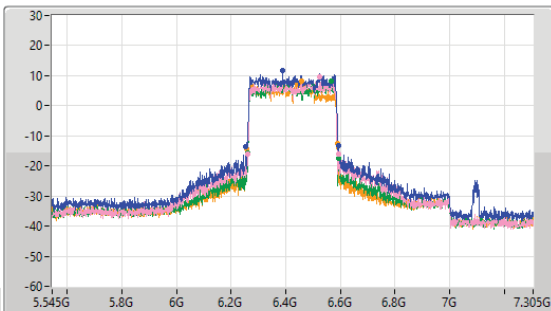
5.925-6.425GHz_802.11be EHT320-BF_Nss1,(MCS0)_4TX

EBW

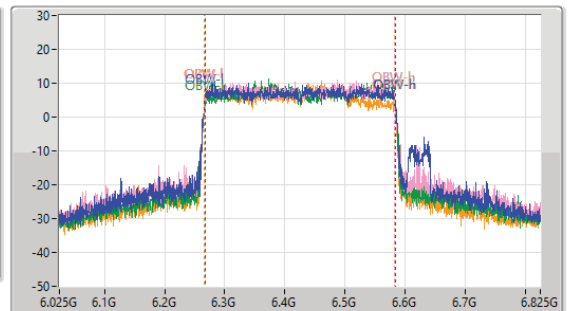
6425MHz

05/12/2023

CF (Hz)
6.425G
Span (Hz)
1.76G
RBW (Hz)
5M
VBW (Hz)
10M
Sweep Time (s)
7.04m
Detector Type
Peak



CF (Hz)
6.425G
Span (Hz)
800M
RBW (Hz)
5M
VBW (Hz)
10M
Sweep Time (s)
2.01m
Detector Type
Peak



Port 1
Port 2
Port 3
Port 4

26dB(Hz)	Fl-26dB(Hz)	Fh-26dB(Hz)	OBW(Hz)	Fl-OBW(Hz)	Fh-OBW(Hz)	Limit(Hz)	Port
338.8M	6.25428G	6.59308G	317.041M	6.267079G	6.58412G	Inf	1
333.52M	6.26044G	6.59396G	315.442M	6.267479G	6.582921G	Inf	2
335.28M	6.25956G	6.59484G	315.042M	6.267879G	6.582921G	Inf	3
330.88M	6.2578G	6.58868G	315.042M	6.266679G	6.581722G	Inf	4

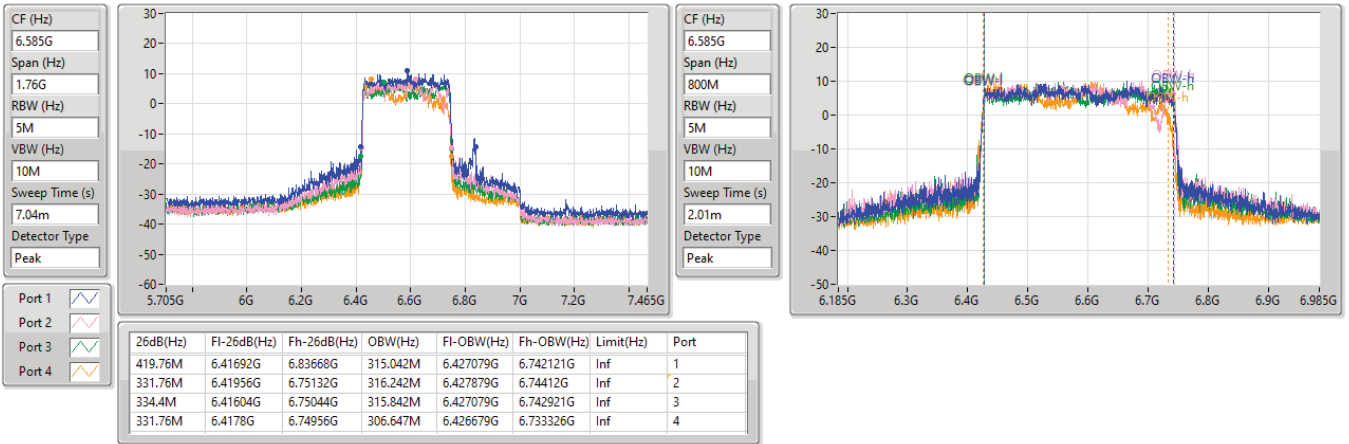


6.525-6.875GHz_802.11be EHT320-BF_Nss1,(MCS0)_4TX

EBW

6585MHz

05/12/2023

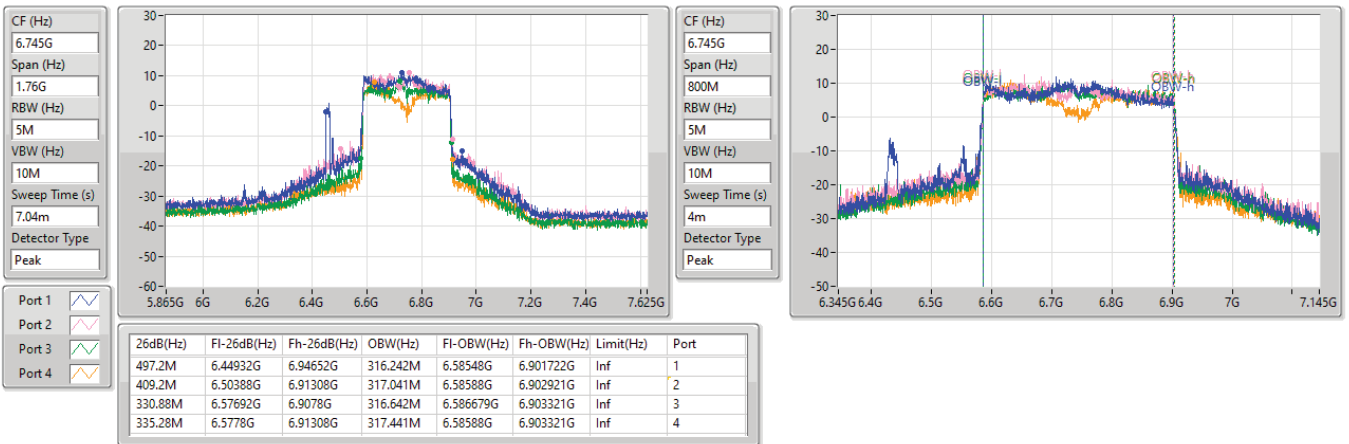


6.525-6.875GHz_802.11be EHT320-BF_Nss1,(MCS0)_4TX

EBW

6745MHz

05/12/2023





6.875-7.125GHz_802.11be EHT320-BF_Nss1,(MCS0)_4TX

EBW

6905MHz

05/12/2023

CF (Hz)
6.905G

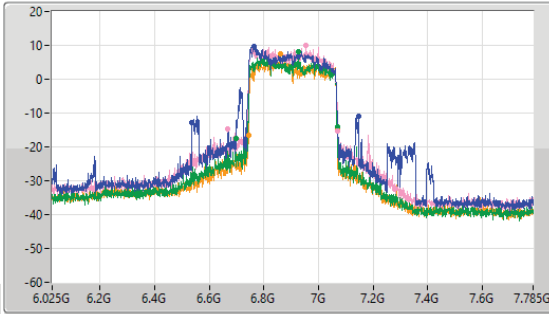
Span (Hz)
1.76G

RBW (Hz)
5M

VBW (Hz)
10M

Sweep Time (s)
7.04m

Detector Type
Peak



CF (Hz)
6.905G

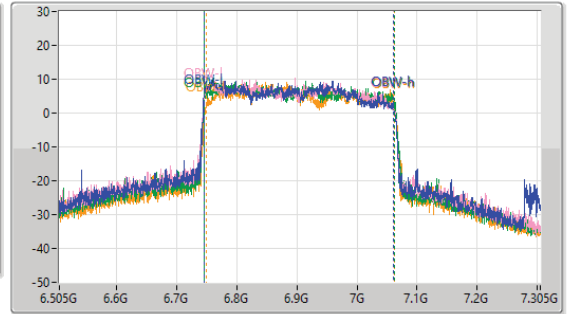
Span (Hz)
800M

RBW (Hz)
5M

VBW (Hz)
10M

Sweep Time (s)
4m

Detector Type
Peak



Port 1

Port 2

Port 3

Port 4

26dB(Hz)	Fl-26dB(Hz)	Fh-26dB(Hz)	OBW(Hz)	Fl-OBW(Hz)	Fh-OBW(Hz)	Limit(Hz)	Port
609.84M	6.53628G	7.14612G	314.643M	6.74588G	7.060522G	Inf	1
404.8M	6.66652G	7.07132G	315.042M	6.74588G	7.060922G	Inf	2
371.36M	6.69644G	7.0678G	315.842M	6.746679G	7.062521G	Inf	3
326.48M	6.74308G	7.06956G	313.843M	6.748678G	7.062521G	Inf	4



Summary

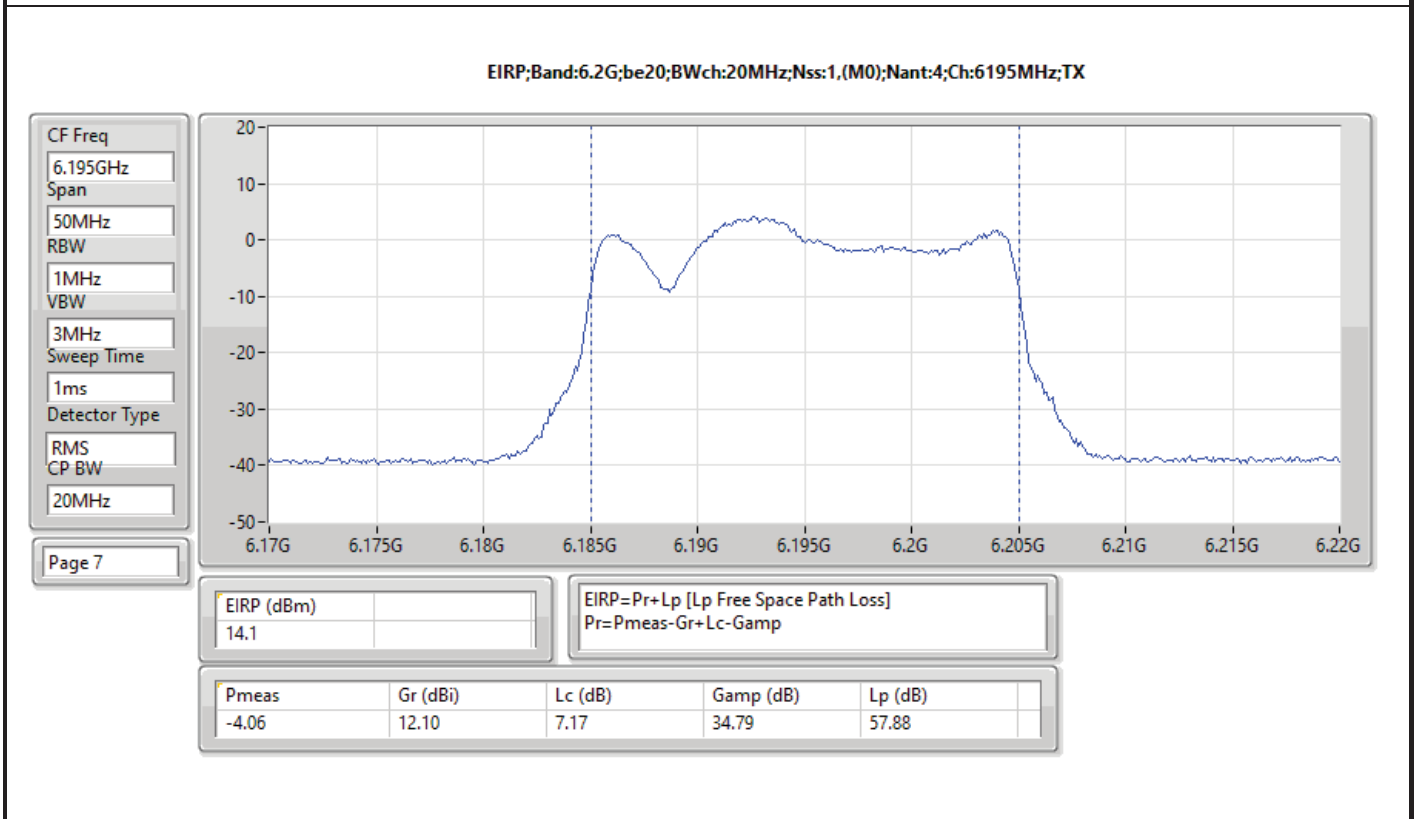
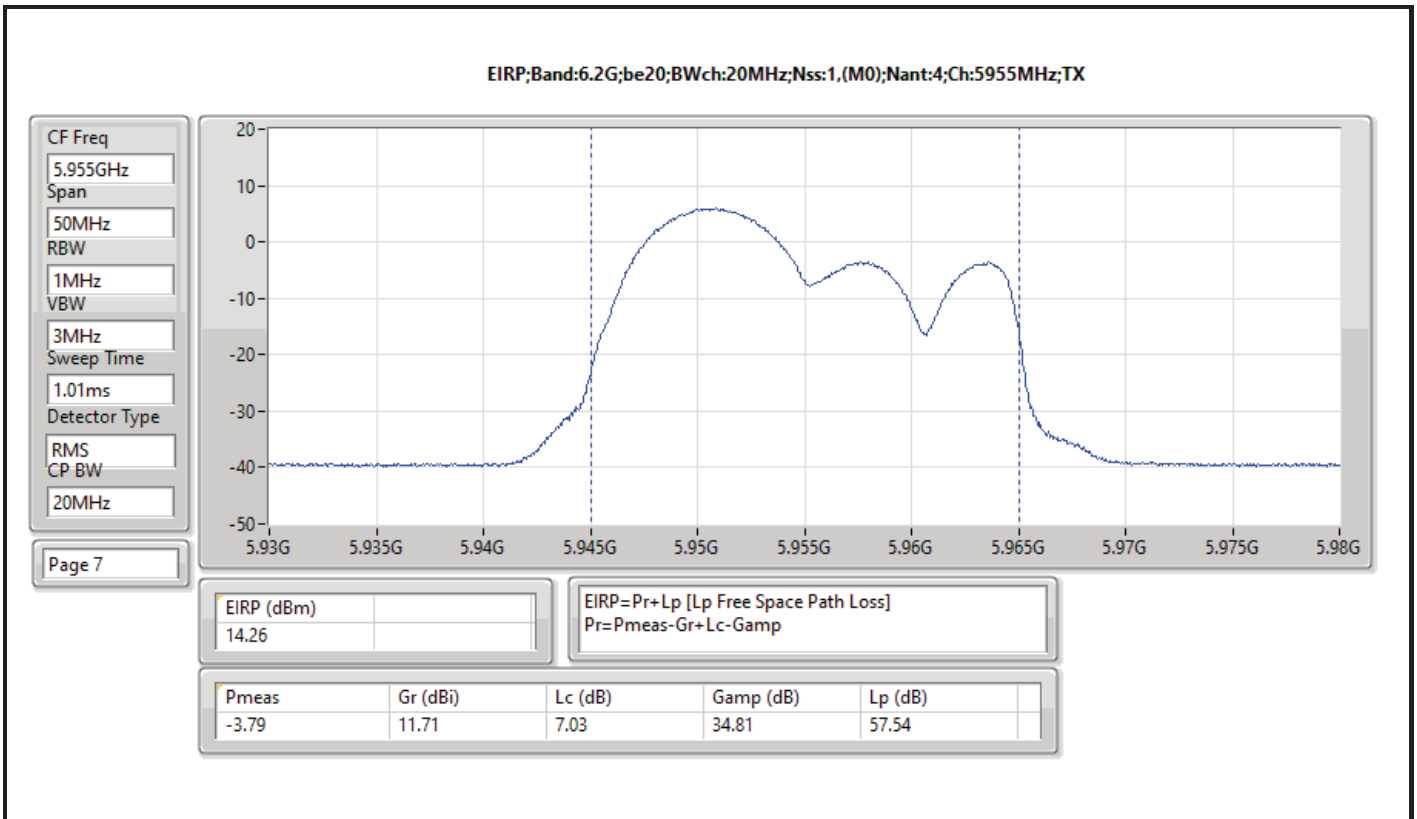
Mode	EIRP (dBm)	EIRP (W)
5.925-6.425GHz	-	-
802.11be EHT20_Nss1,(MCS0)_4TX	14.26	0.02667
802.11be EHT40_Nss1,(MCS0)_4TX	17.62	0.05781
802.11be EHT80_Nss1,(MCS0)_4TX	20.02	0.10046
802.11be EHT160_Nss1,(MCS0)_4TX	22.07	0.16106
802.11be EHT320_Nss1,(MCS0)_4TX	25.30	0.33884
6.425-6.525GHz	-	-
802.11be EHT20_Nss1,(MCS0)_4TX	13.56	0.02270
802.11be EHT40_Nss1,(MCS0)_4TX	16.28	0.04246
802.11be EHT80_Nss1,(MCS0)_4TX	19.46	0.08831
802.11be EHT160_Nss1,(MCS0)_4TX	21.93	0.15596
6.525-6.875GHz	-	-
802.11be EHT20_Nss1,(MCS0)_4TX	15.60	0.03631
802.11be EHT40_Nss1,(MCS0)_4TX	16.01	0.03990
802.11be EHT80_Nss1,(MCS0)_4TX	20.28	0.10666
802.11be EHT160_Nss1,(MCS0)_4TX	22.47	0.17660
802.11be EHT320_Nss1,(MCS0)_4TX	26.44	0.44055
6.875-7.125GHz	-	-
802.11be EHT20_Nss1,(MCS0)_4TX	13.39	0.02183
802.11be EHT40_Nss1,(MCS0)_4TX	17.25	0.05309
802.11be EHT80_Nss1,(MCS0)_4TX	19.41	0.08730
802.11be EHT160_Nss1,(MCS0)_4TX	21.80	0.15136
802.11be EHT320_Nss1,(MCS0)_4TX	24.66	0.29242

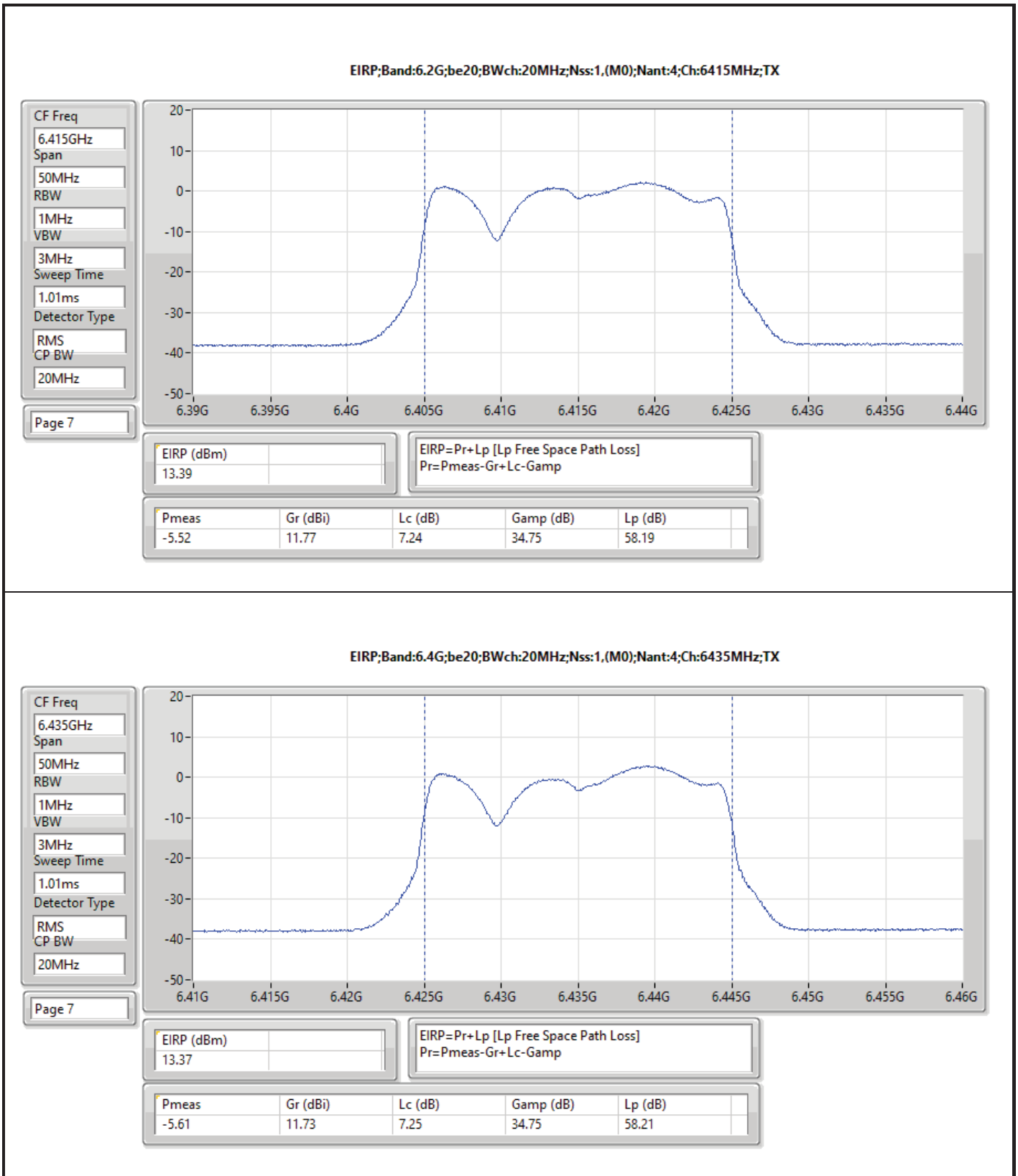


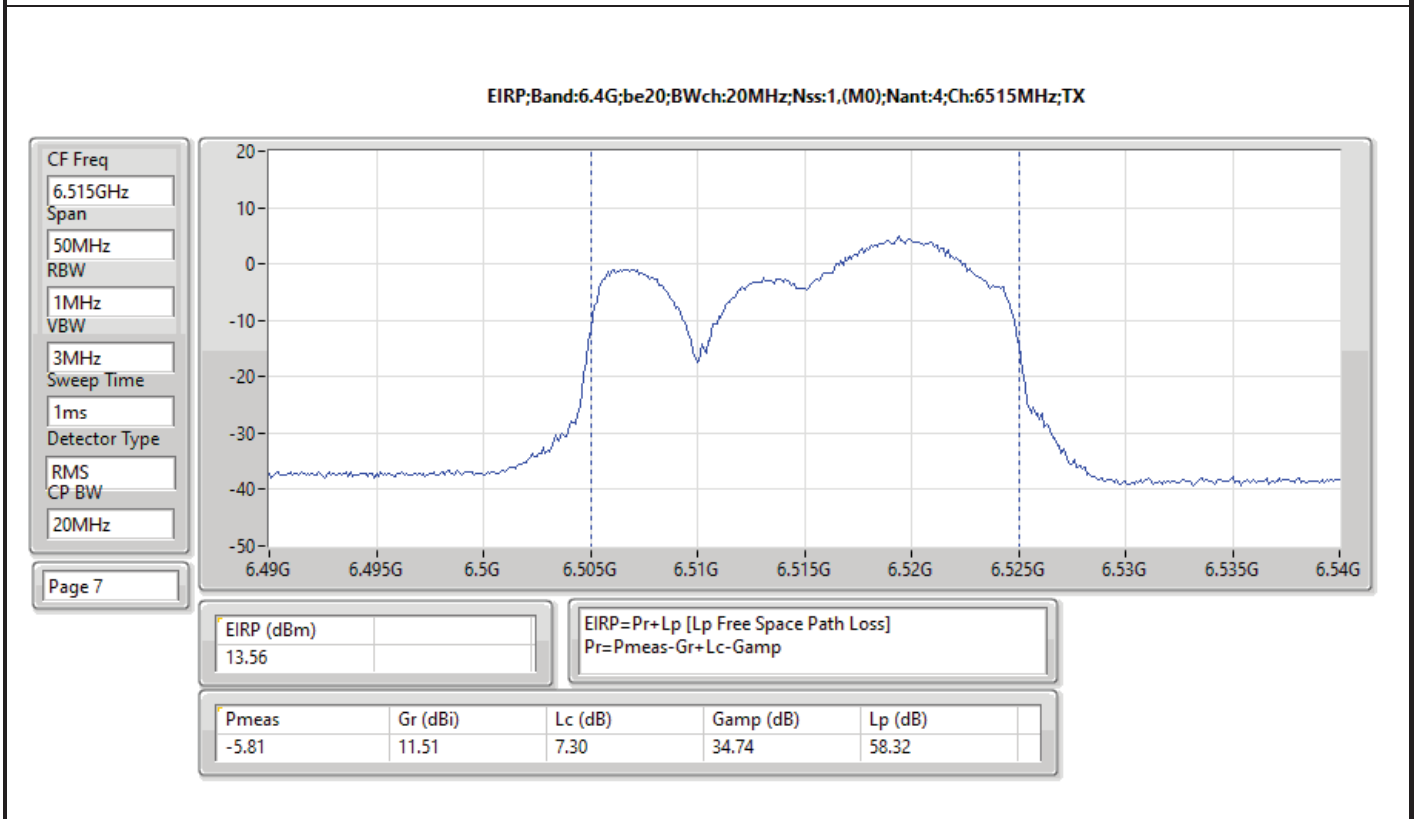
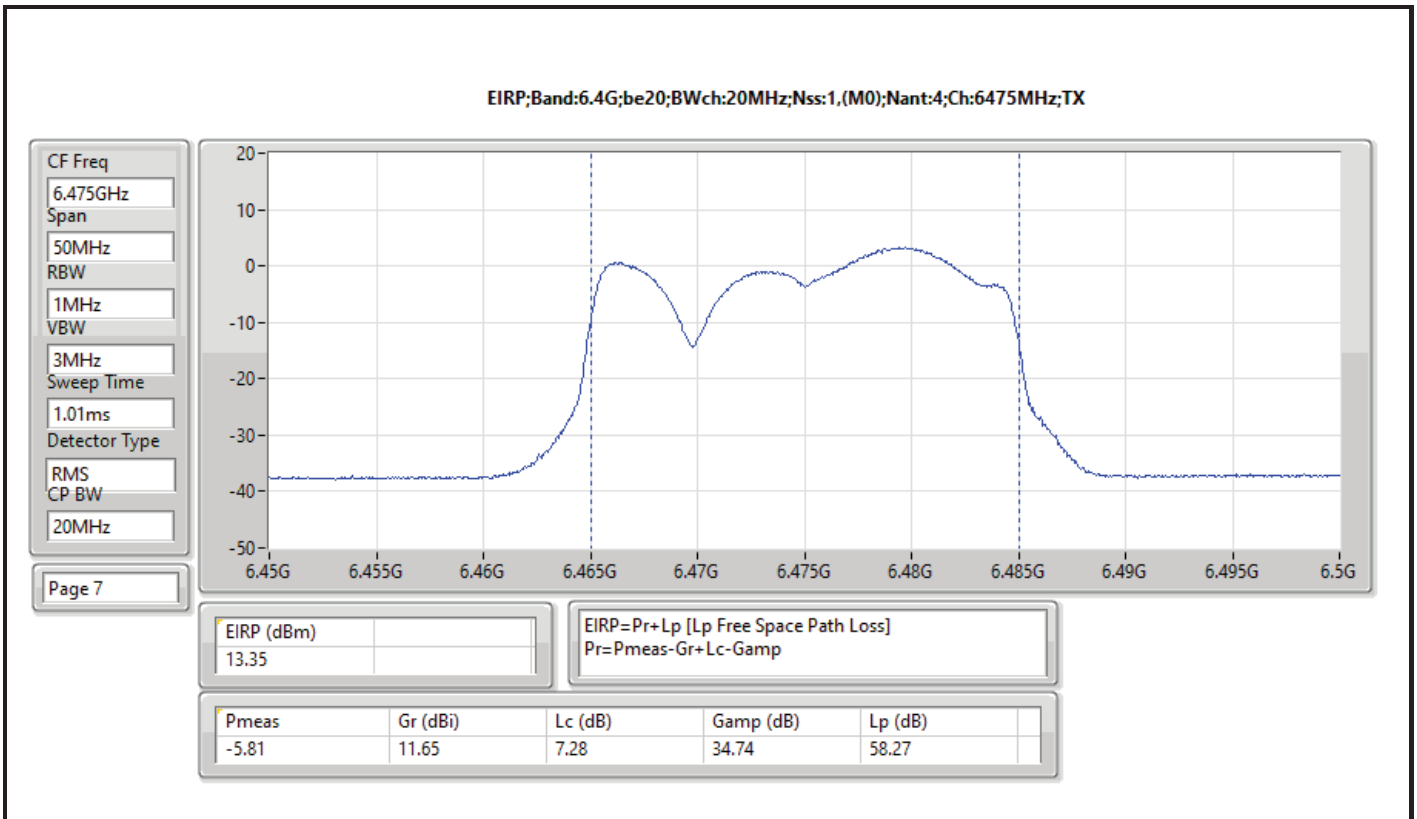
Result

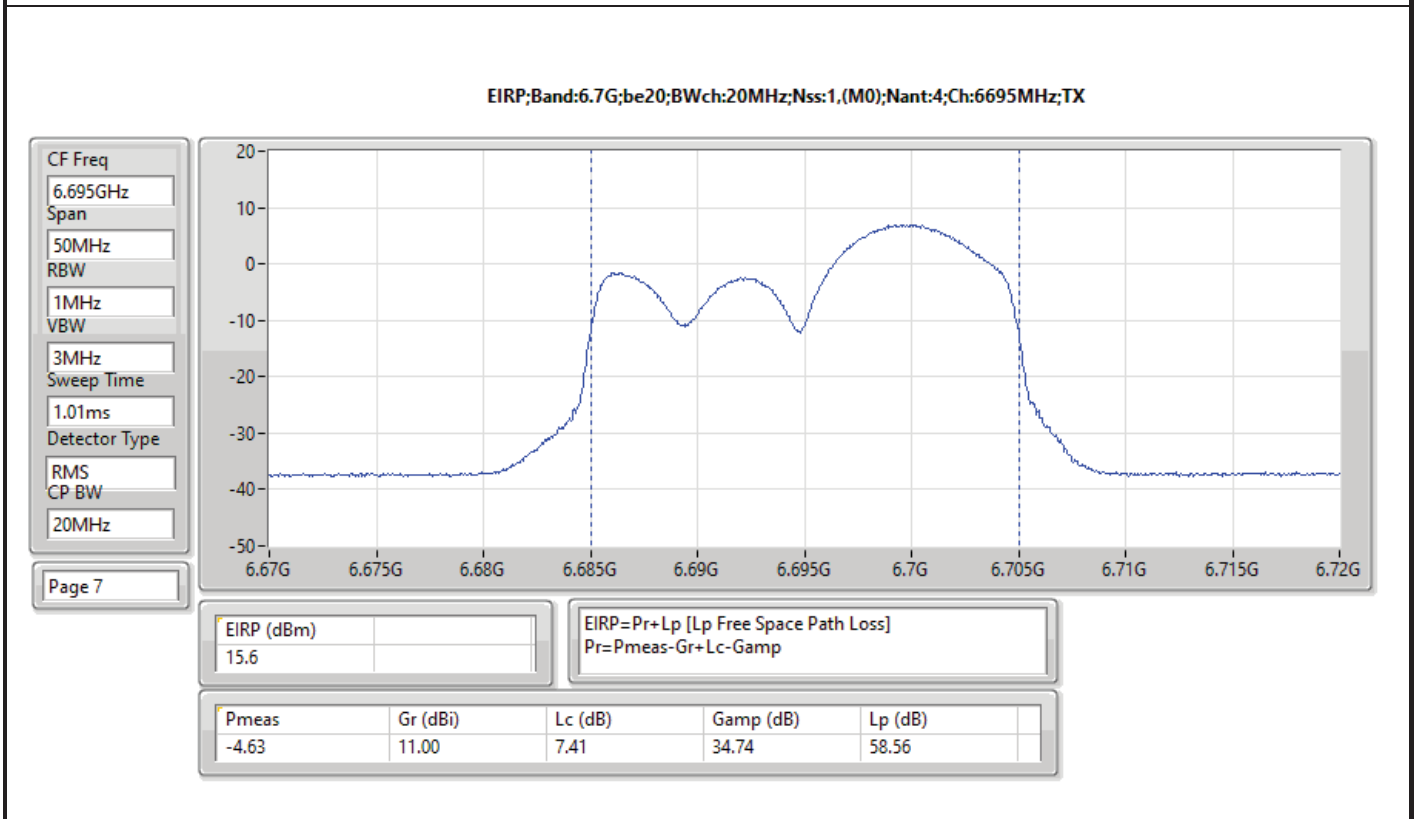
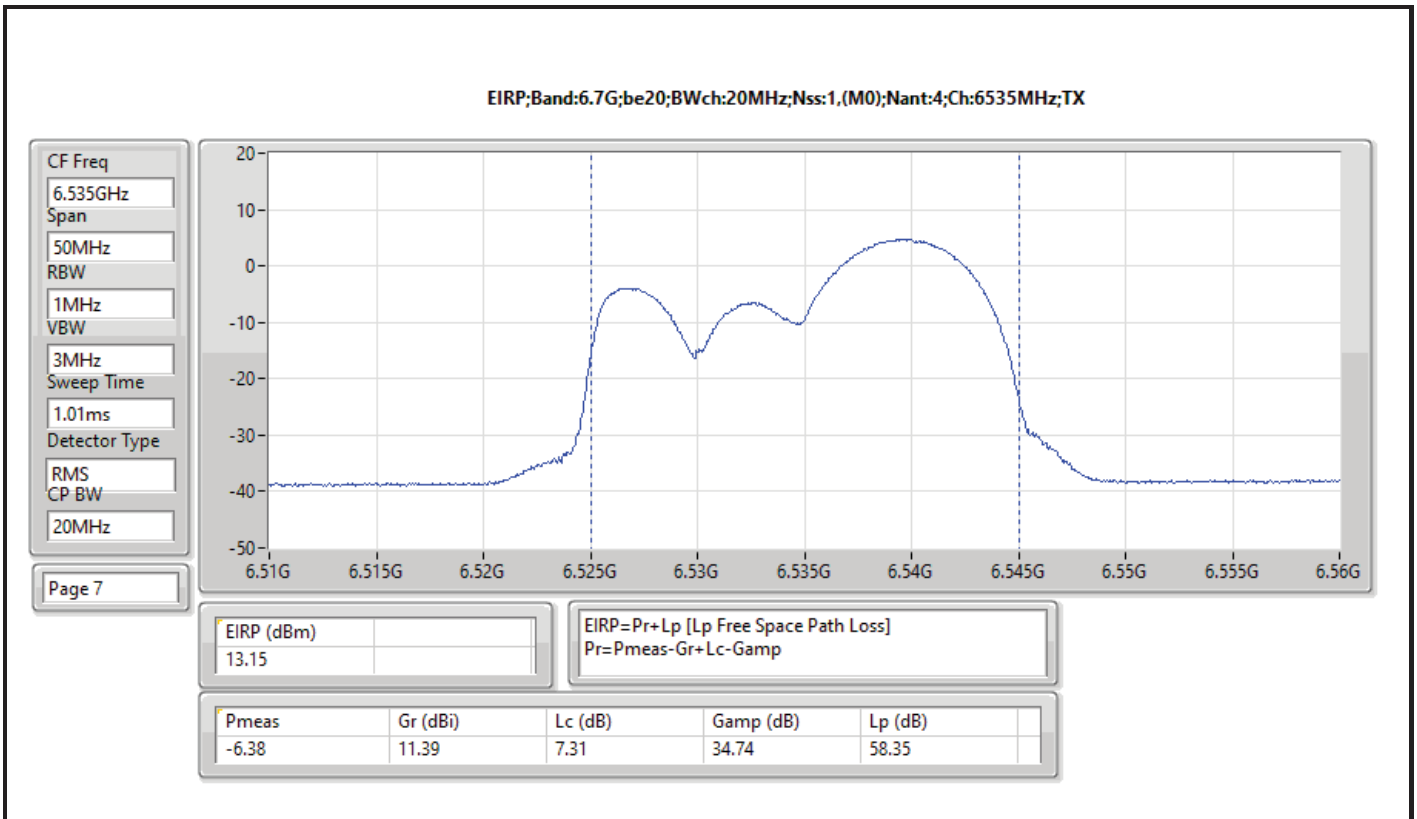
Mode	Result	EIRP (dBm)	EIRP Limit (dBm)
802.11be EHT20_Nss1,(MCS0)_4TX	-	-	-
5955MHz	Pass	14.26	30.00
6195MHz	Pass	14.10	30.00
6415MHz	Pass	13.39	30.00
6435MHz	Pass	13.37	30.00
6475MHz	Pass	13.35	30.00
6515MHz	Pass	13.56	30.00
6535MHz	Pass	13.15	30.00
6695MHz	Pass	15.60	30.00
6875MHz	Pass	13.25	30.00
6895MHz	Pass	13.39	30.00
6995MHz	Pass	13.30	30.00
7095MHz	Pass	13.30	30.00
7115MHz	Pass	13.29	30.00
802.11be EHT40_Nss1,(MCS0)_4TX	-	-	-
5965MHz	Pass	17.62	30.00
6205MHz	Pass	16.71	30.00
6405MHz	Pass	16.09	30.00
6445MHz	Pass	16.28	30.00
6485MHz	Pass	16.25	30.00
6525MHz	Pass	15.21	30.00
6565MHz	Pass	16.01	30.00
6685MHz	Pass	15.88	30.00
6885MHz	Pass	15.96	30.00
6925MHz	Pass	16.76	30.00
7005MHz	Pass	16.76	30.00
7085MHz	Pass	17.25	30.00
802.11be EHT80_Nss1,(MCS0)_4TX	-	-	-
5985MHz	Pass	20.02	30.00
6225MHz	Pass	19.22	30.00
6385MHz	Pass	19.09	30.00
6465MHz	Pass	19.46	30.00
6545MHz	Pass	18.34	30.00
6625MHz	Pass	19.01	30.00
6705MHz	Pass	18.93	30.00
6785MHz	Pass	20.28	30.00
6865MHz	Pass	19.79	30.00
6945MHz	Pass	19.41	30.00
7025MHz	Pass	19.05	30.00
802.11be EHT160_Nss1,(MCS0)_4TX	-	-	-
6025MHz	Pass	22.04	30.00
6185MHz	Pass	22.07	30.00
6345MHz	Pass	22.03	30.00
6505MHz	Pass	21.93	30.00
6665MHz	Pass	21.61	30.00
6825MHz	Pass	22.47	30.00
6985MHz	Pass	21.80	30.00
802.11be EHT320_Nss1,(MCS0)_4TX	-	-	-
6105MHz	Pass	25.30	30.00
6265MHz	Pass	24.64	30.00
6425MHz	Pass	24.50	30.00
6585MHz	Pass	26.44	30.00
6745MHz	Pass	25.80	30.00
6905MHz	Pass	24.66	30.00

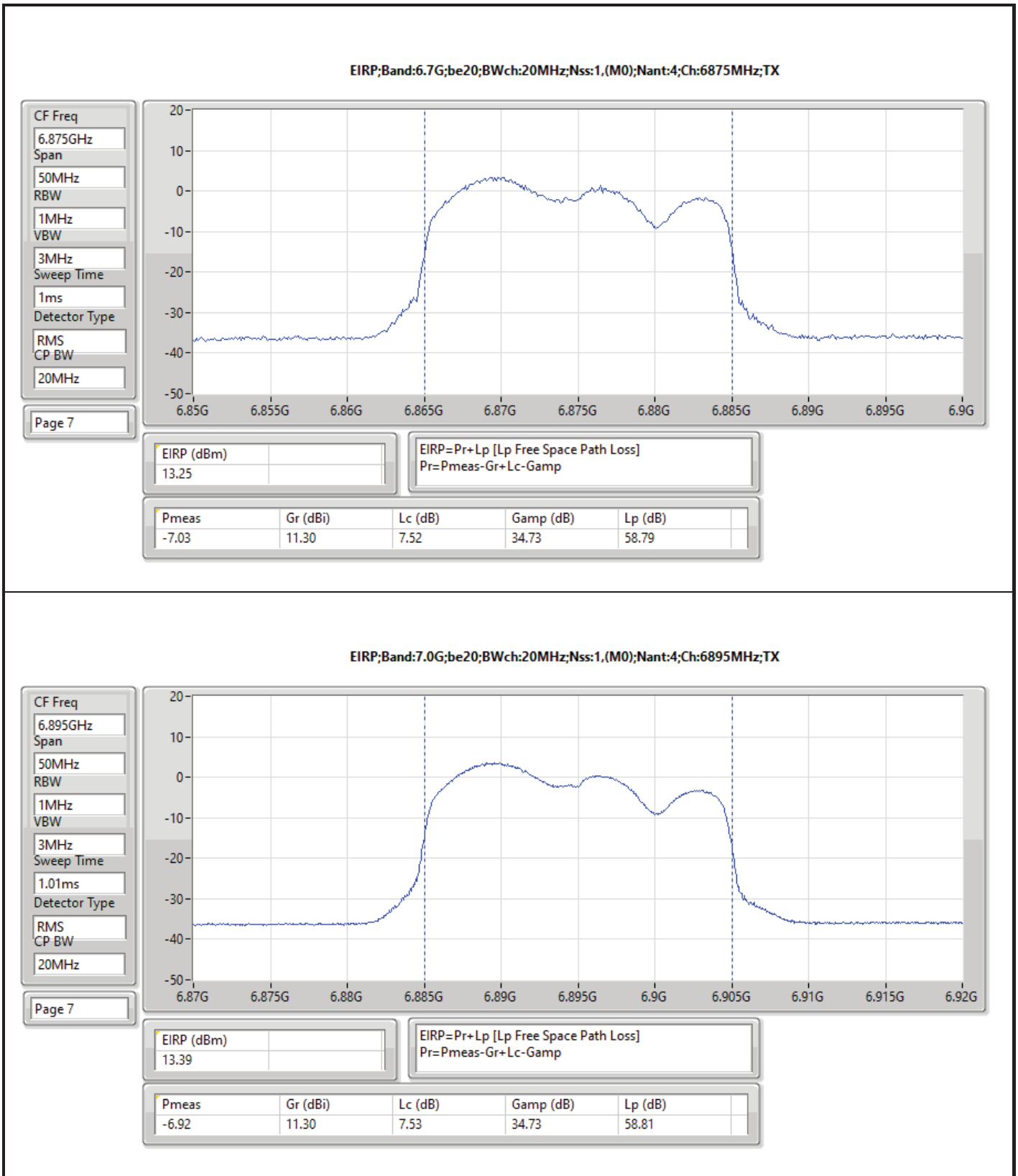
DG = Directional Gain; Port X = Port X output power

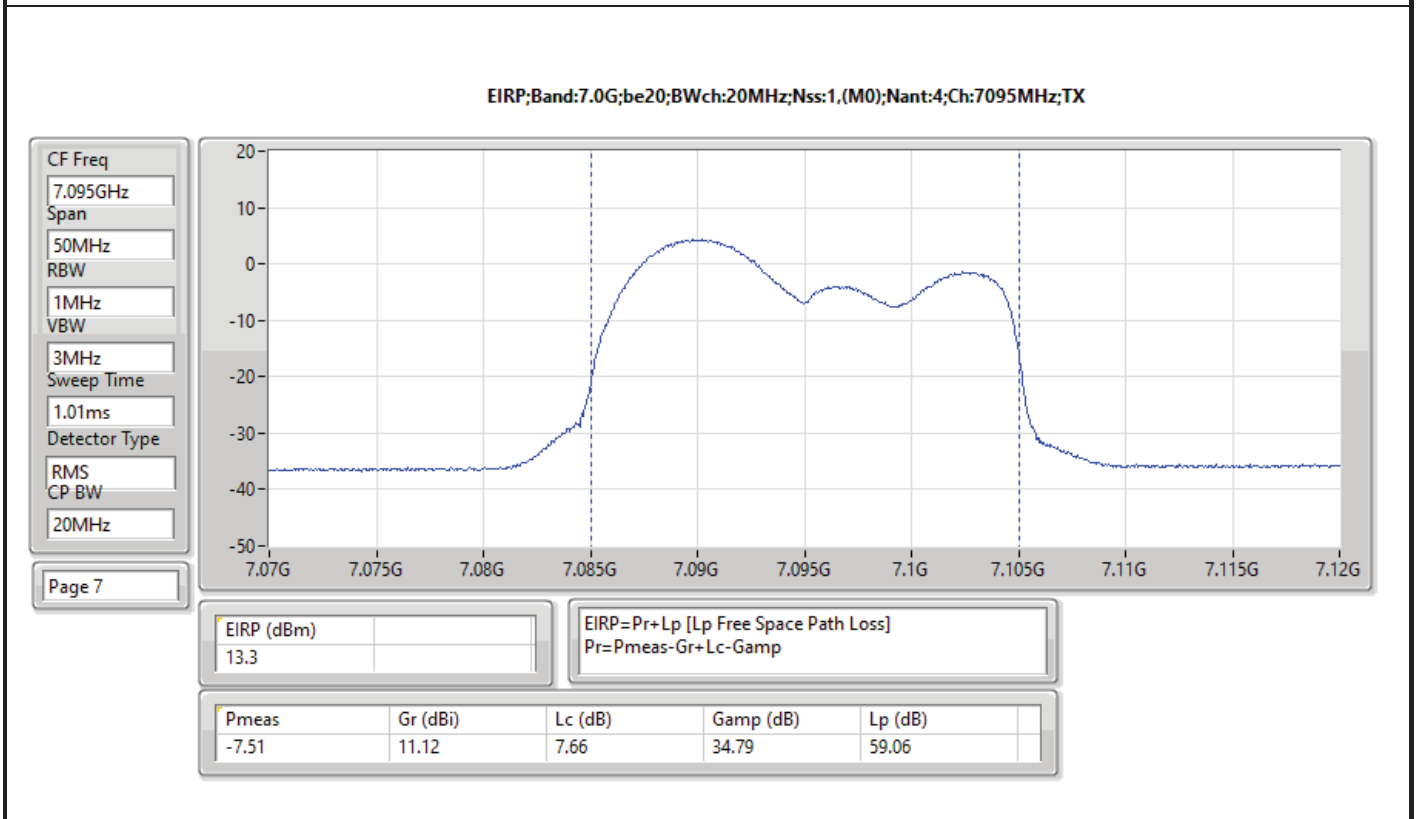
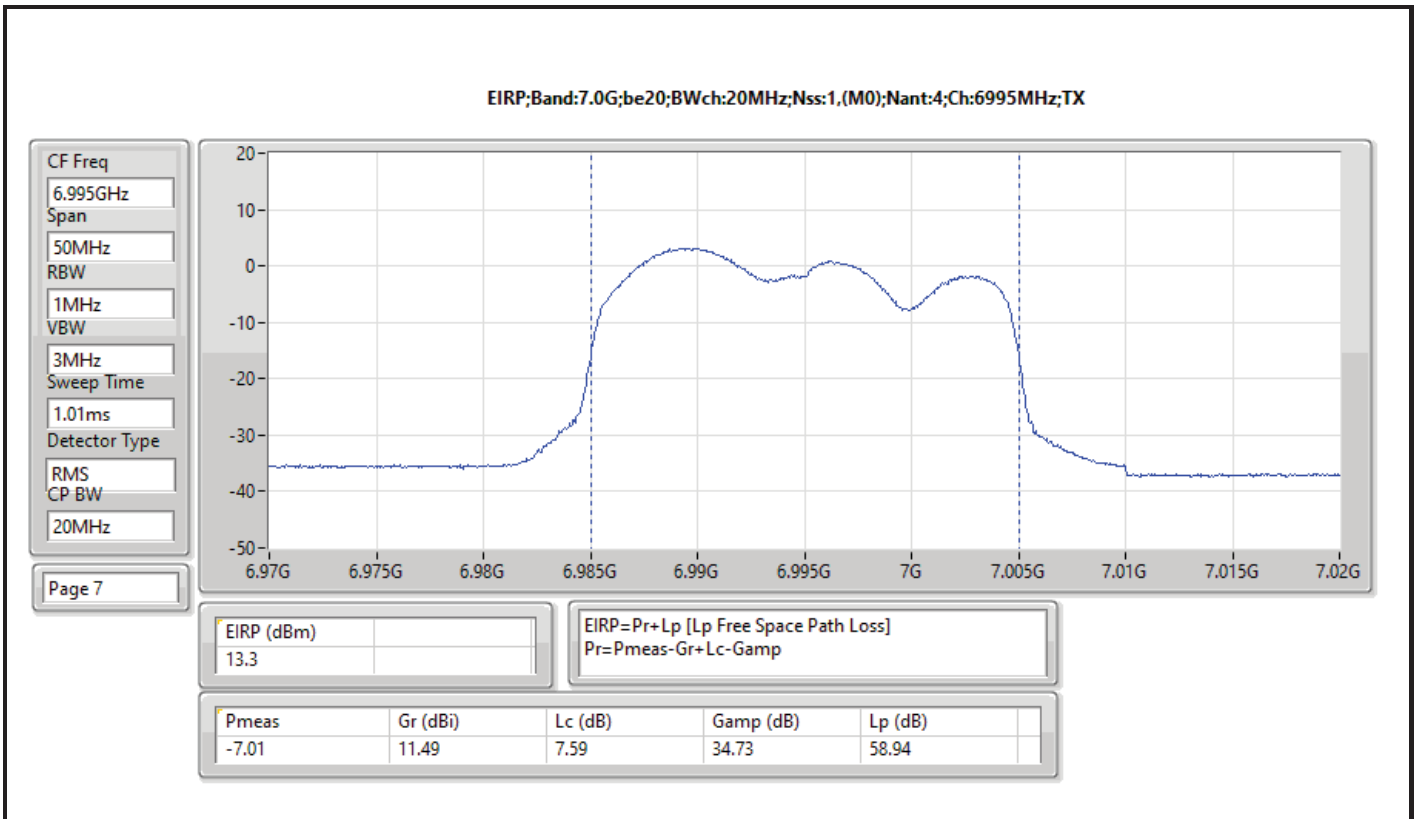


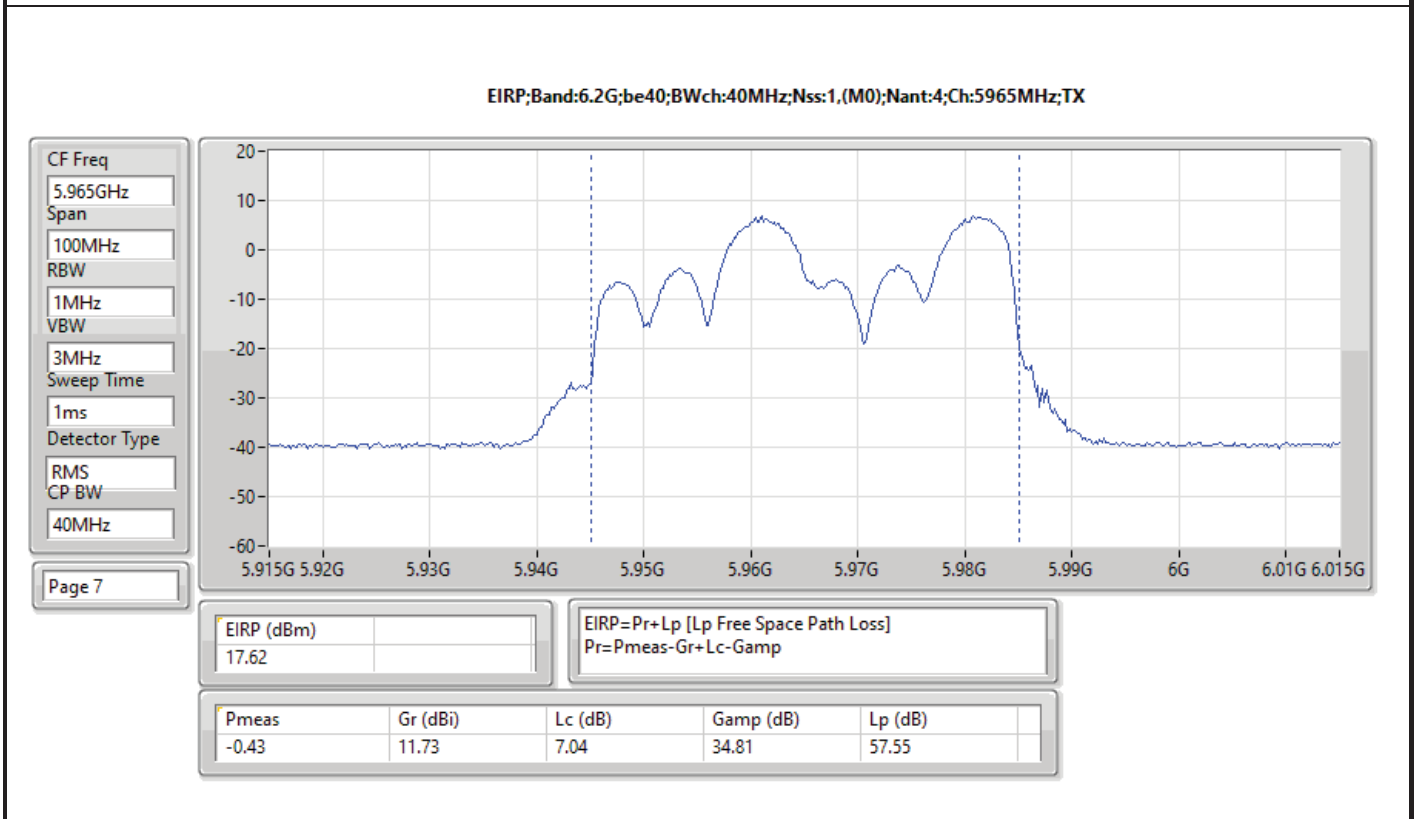
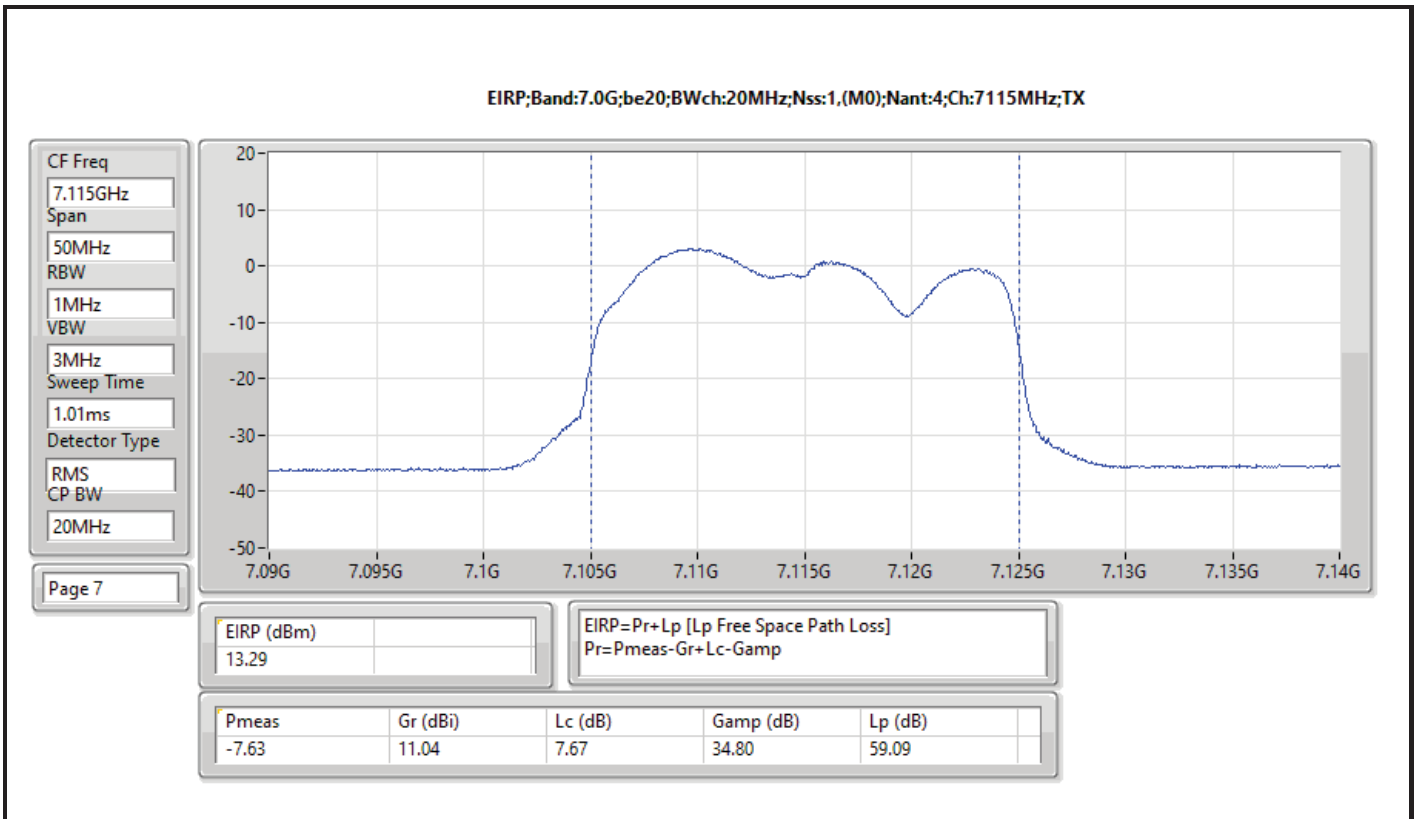


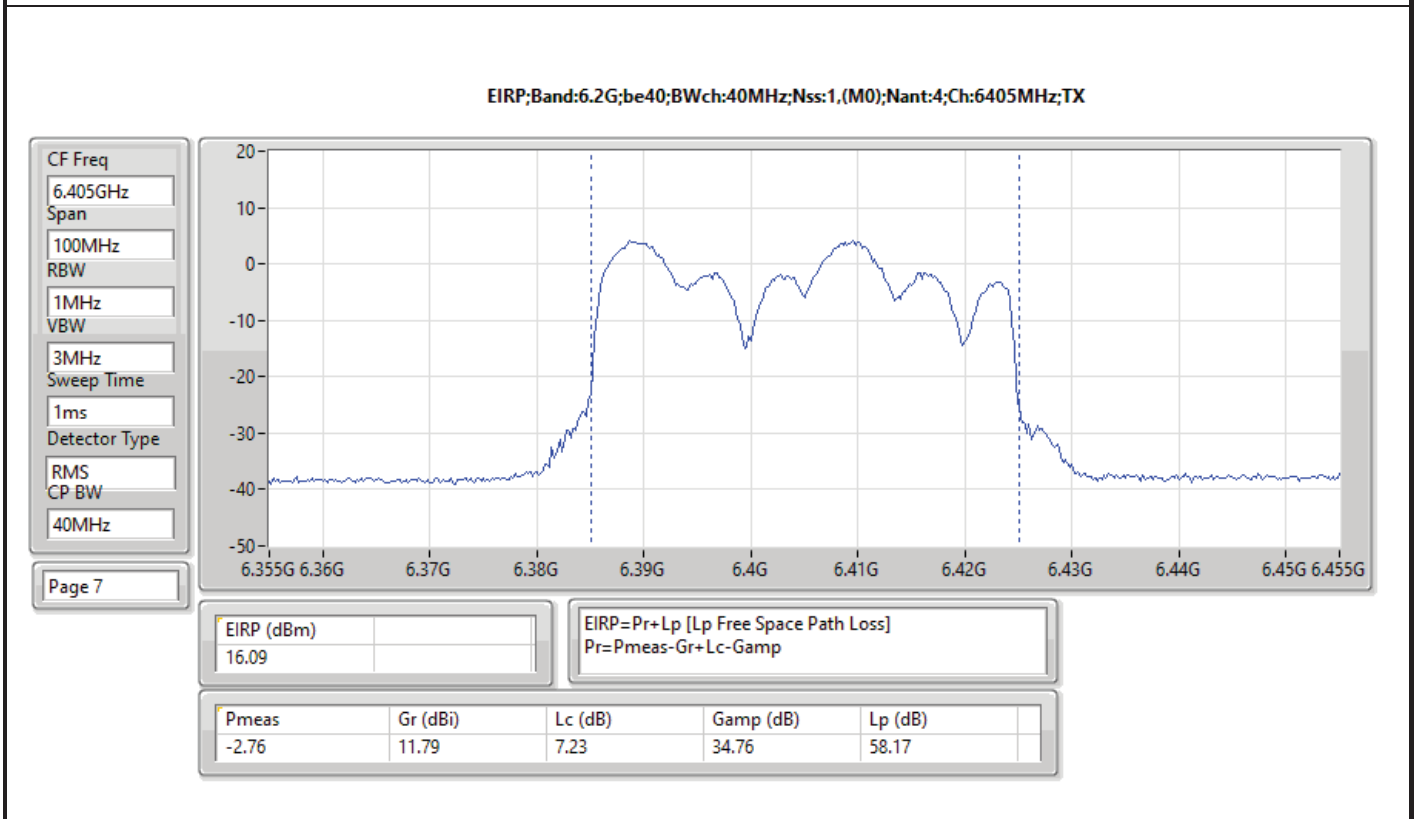
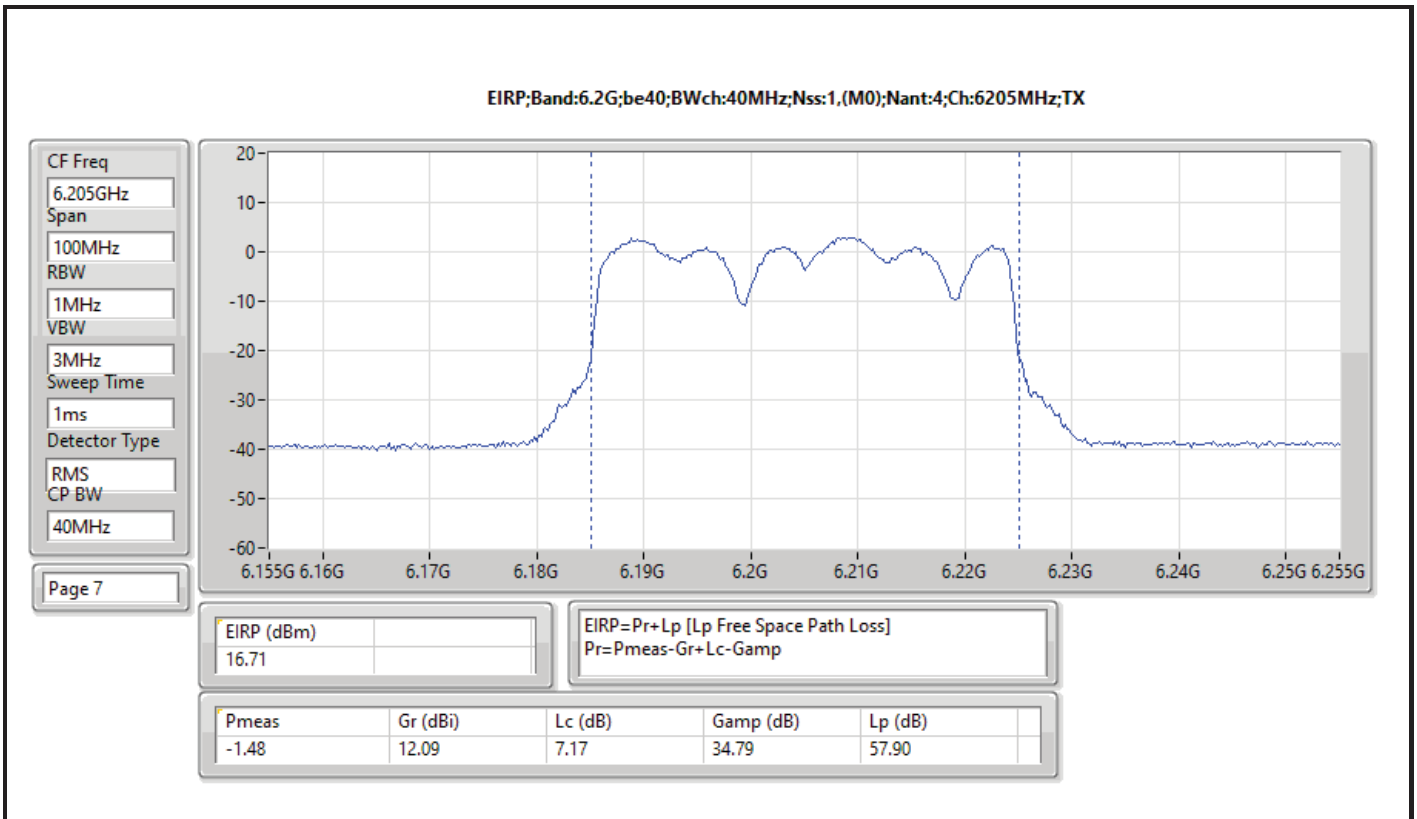


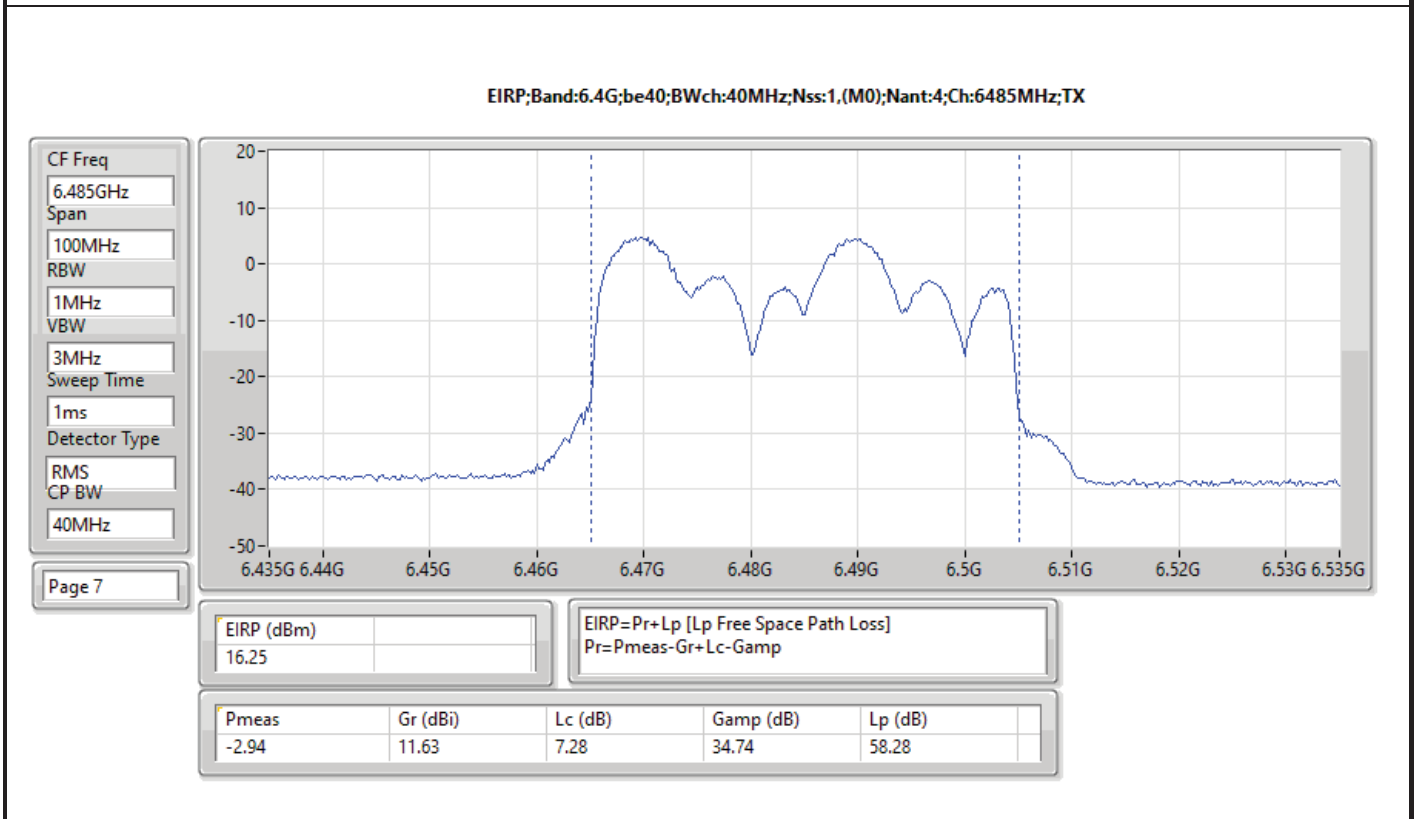
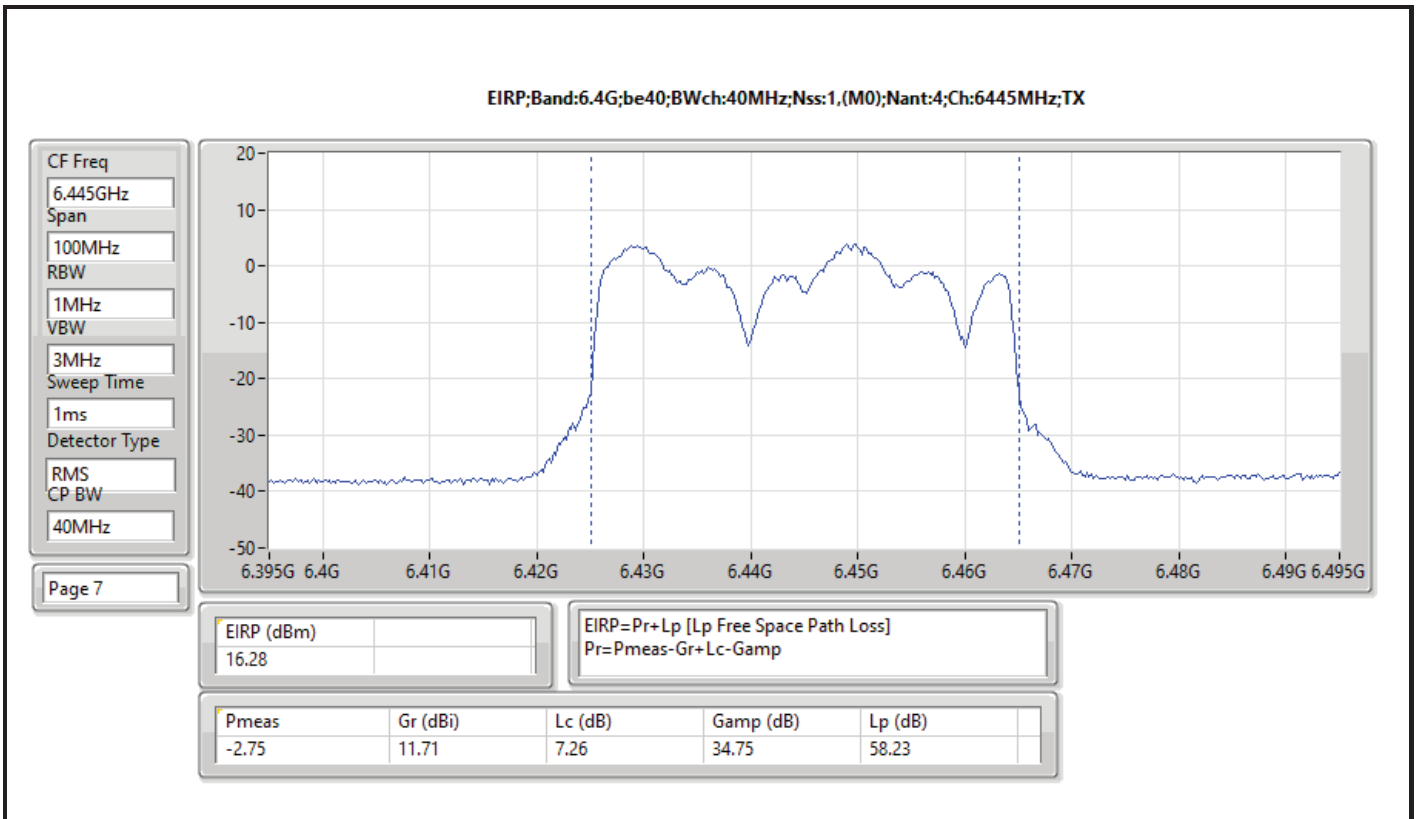


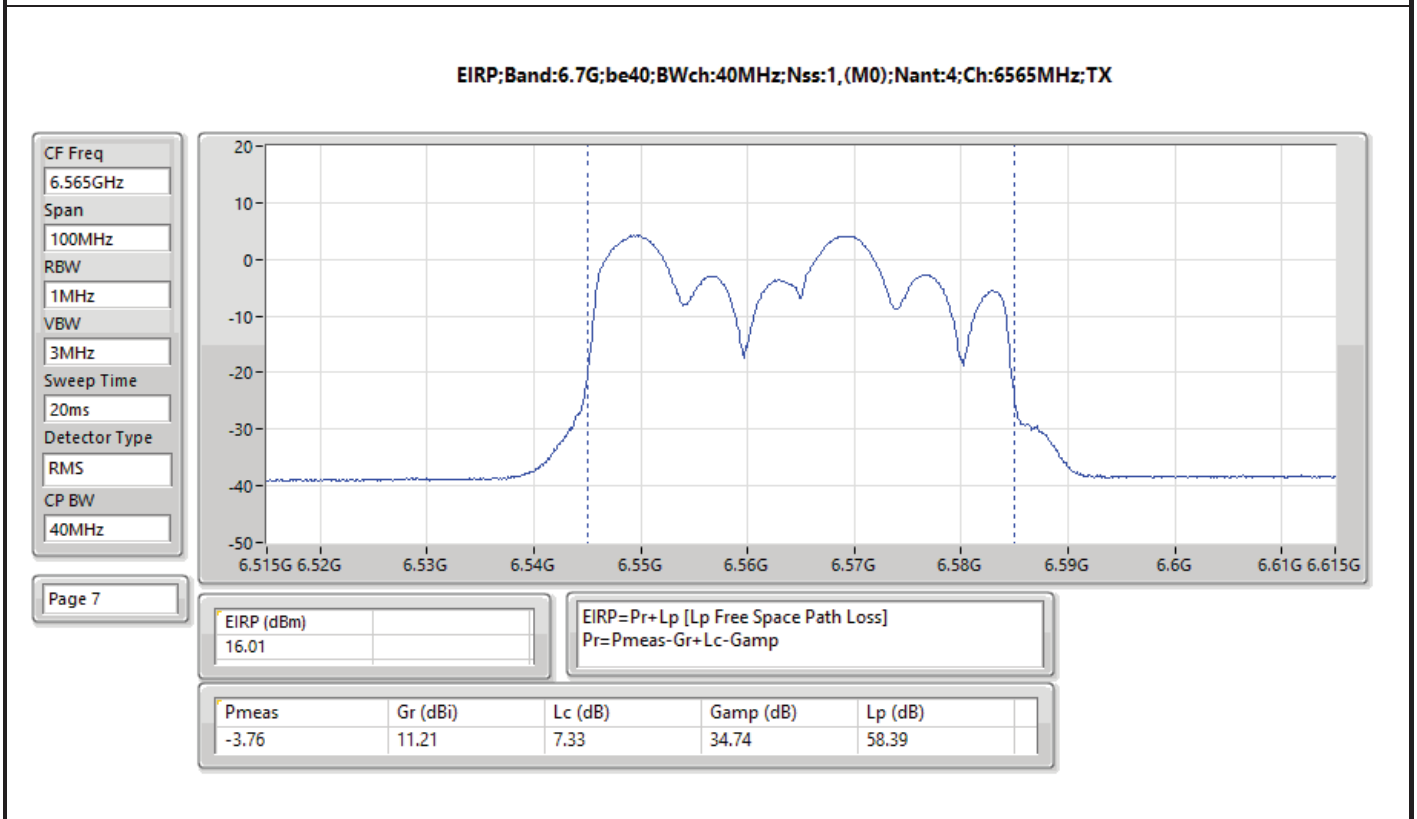
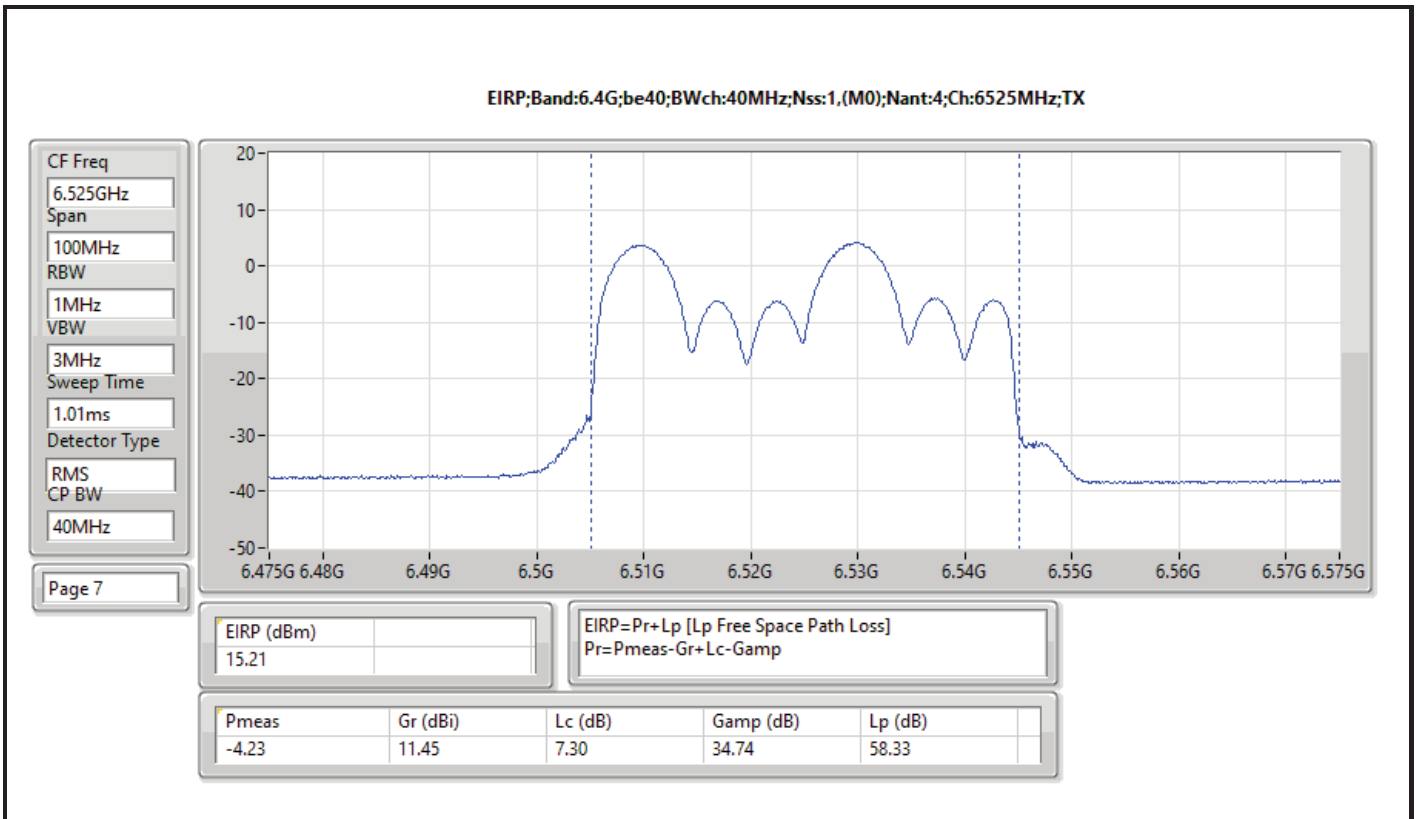


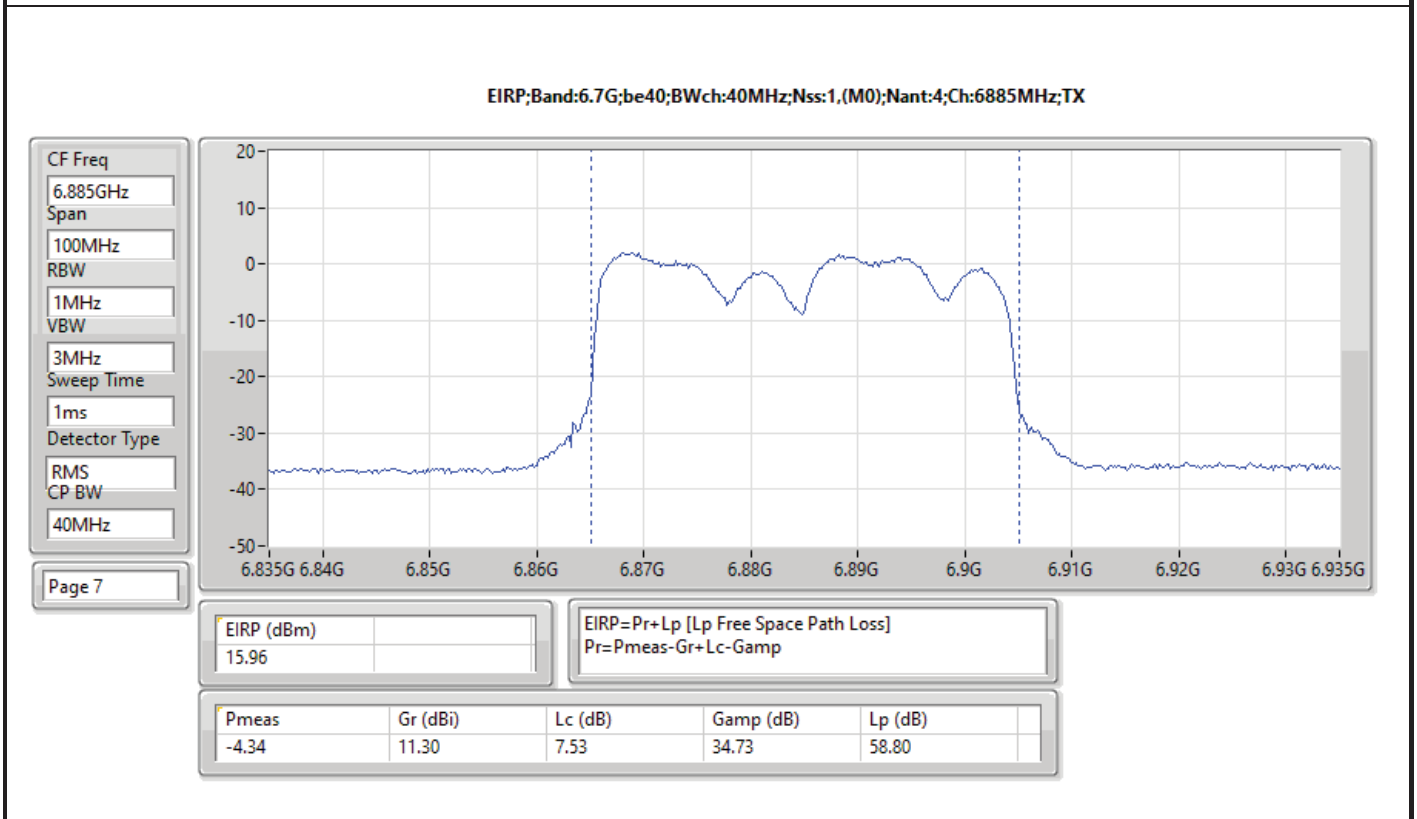
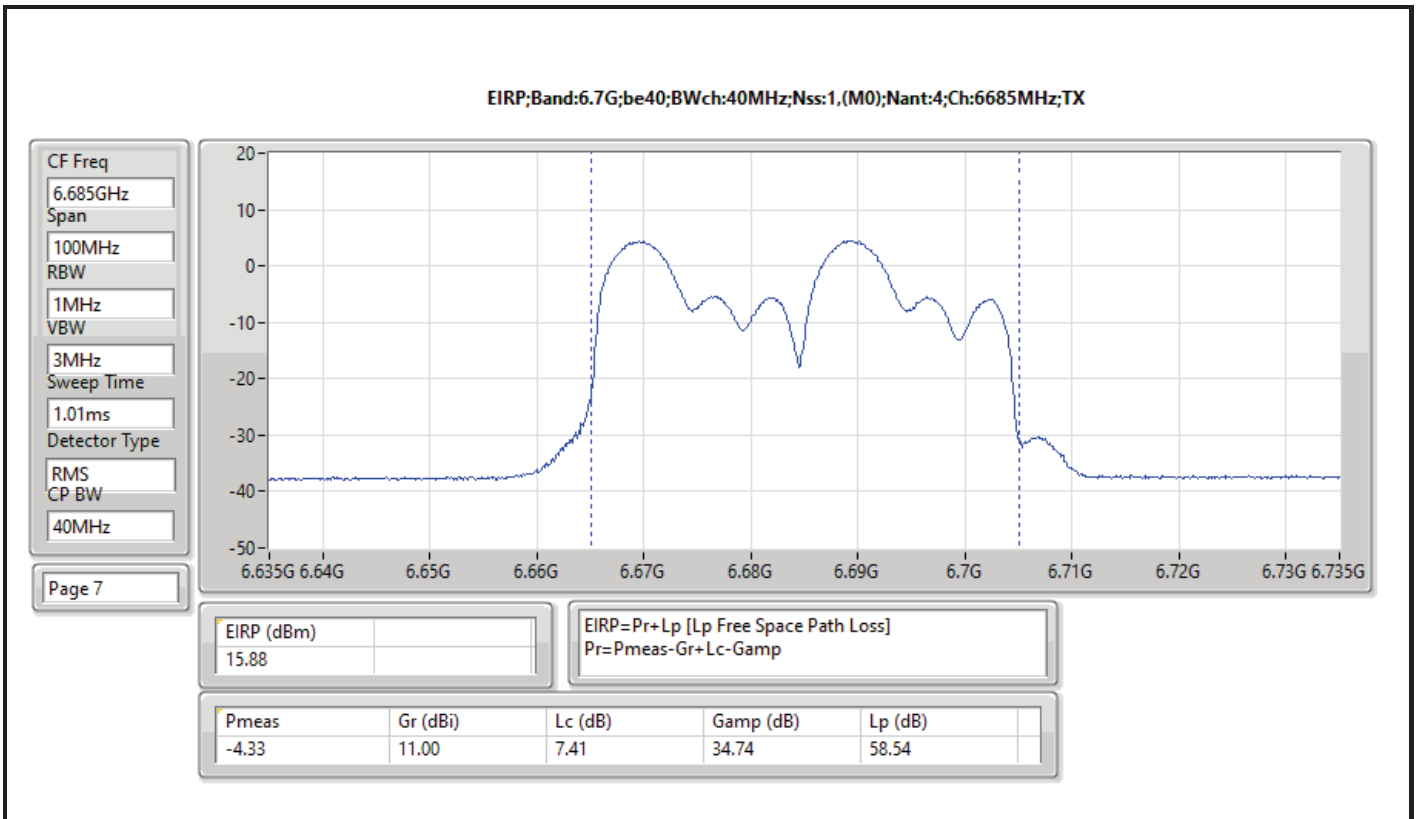


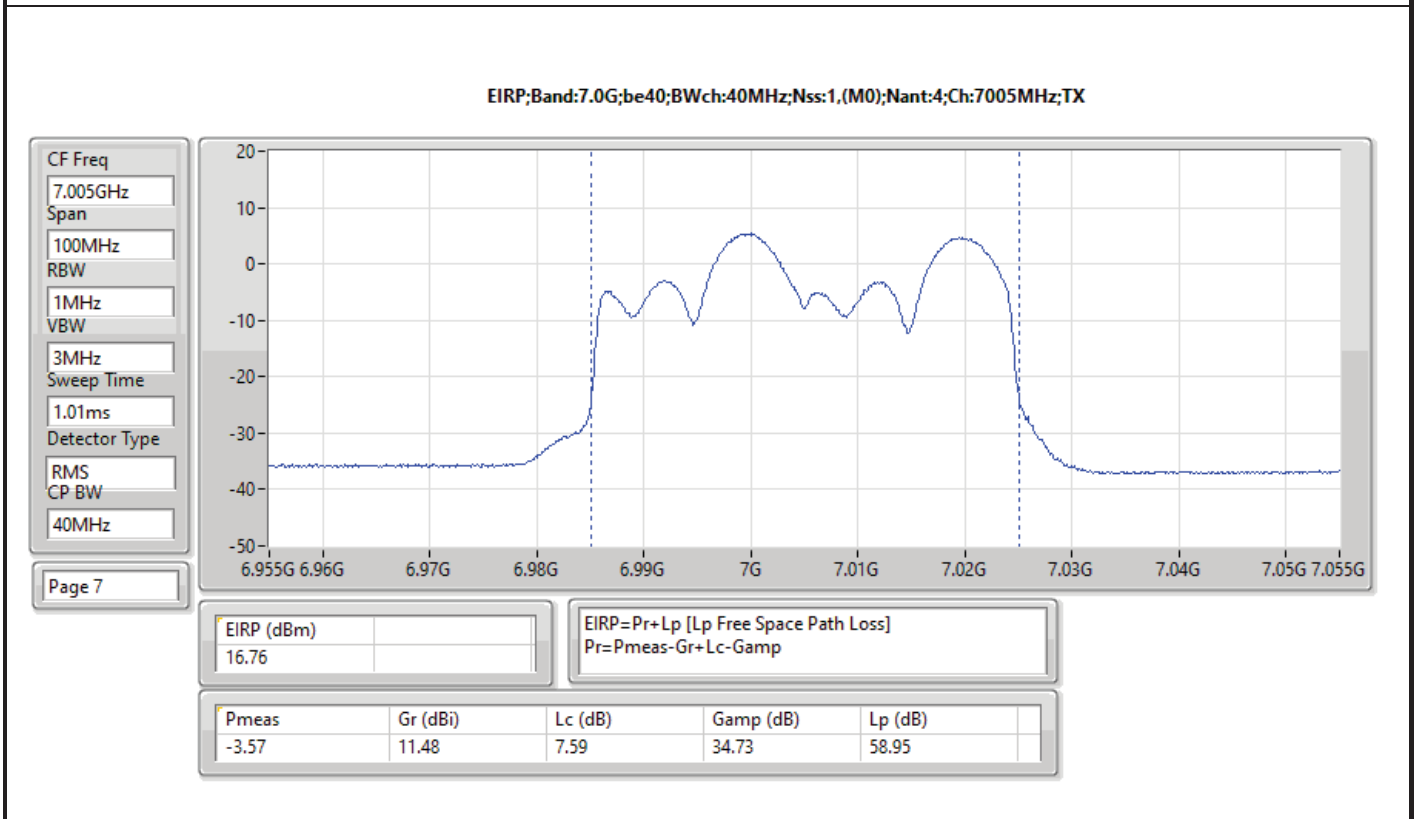
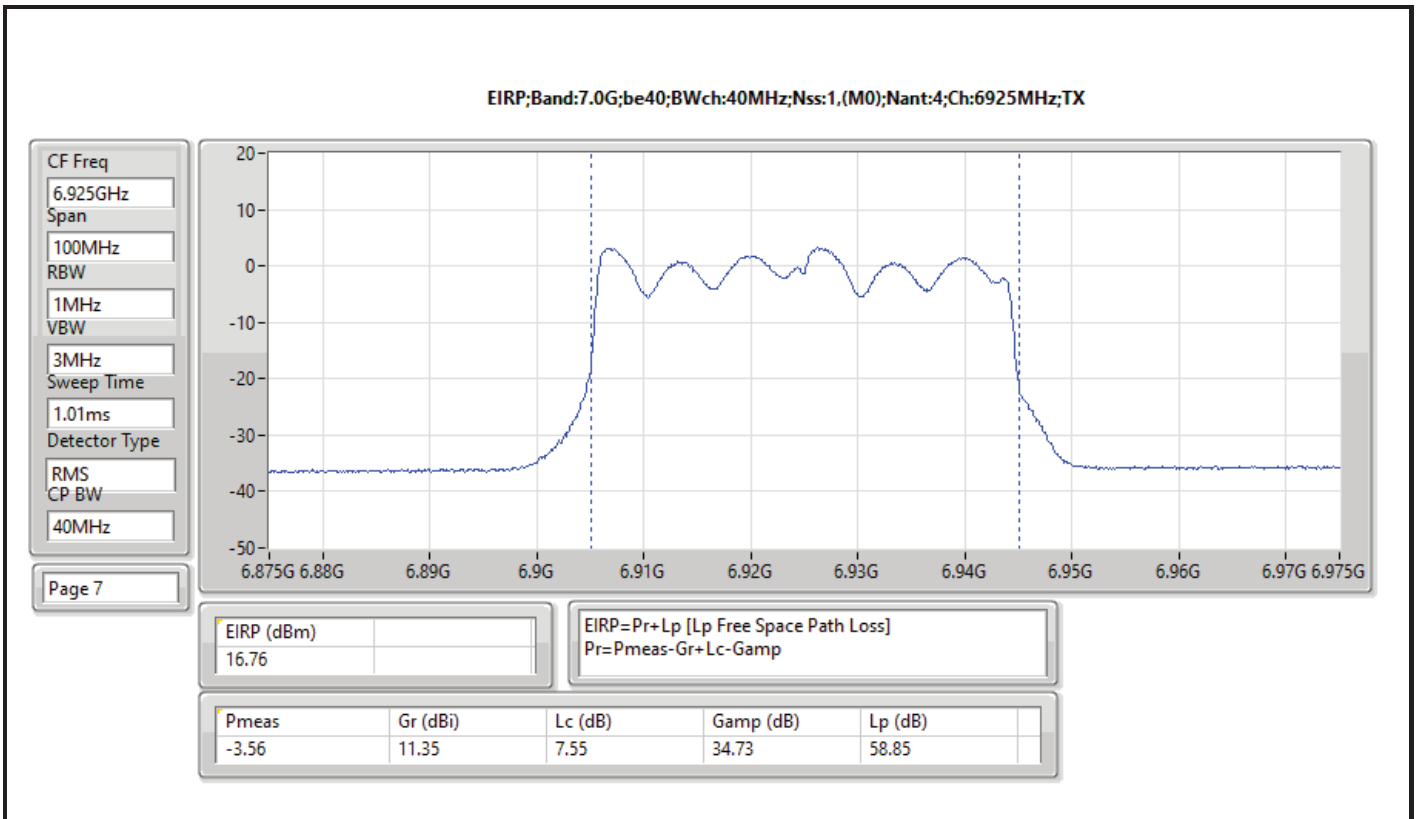


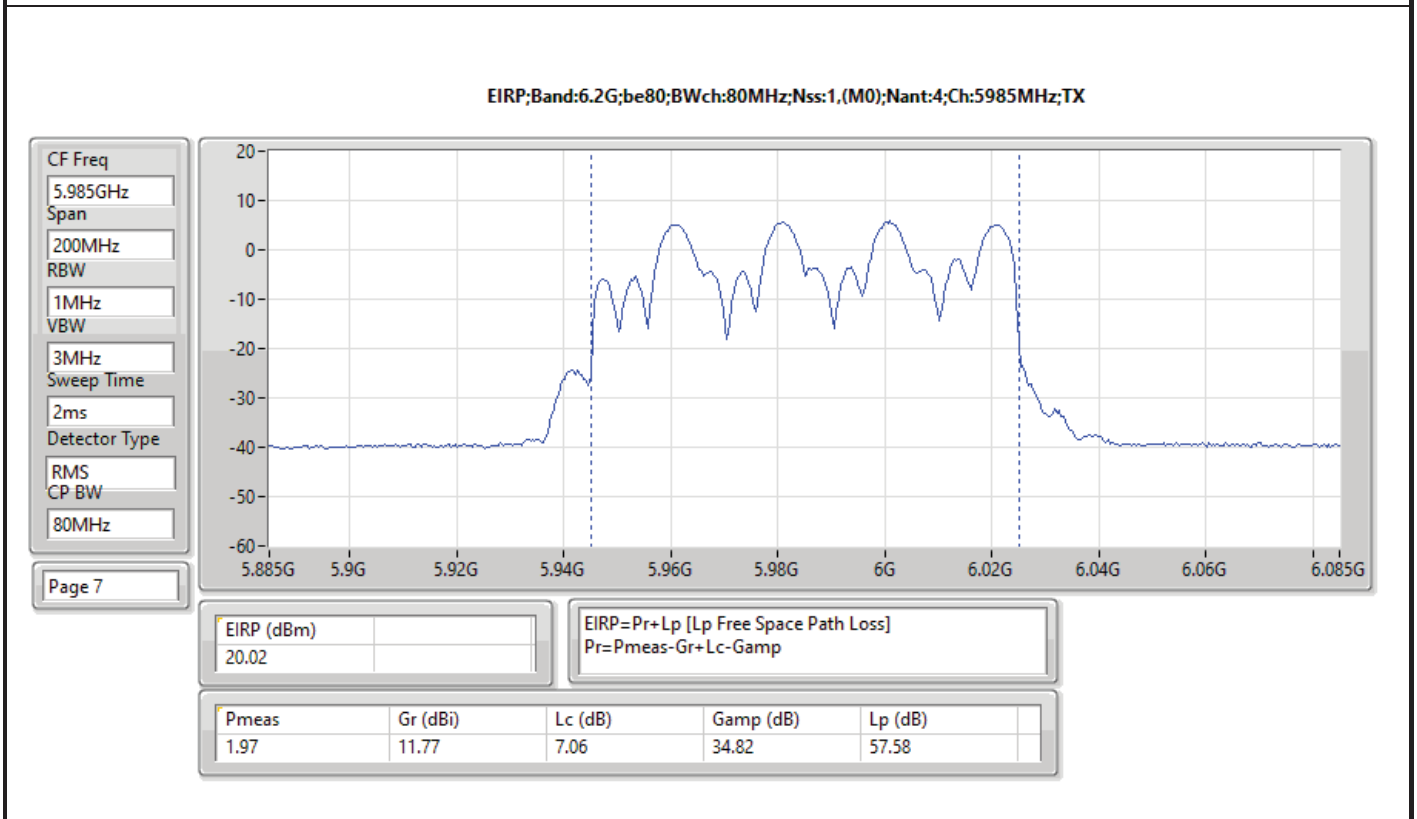
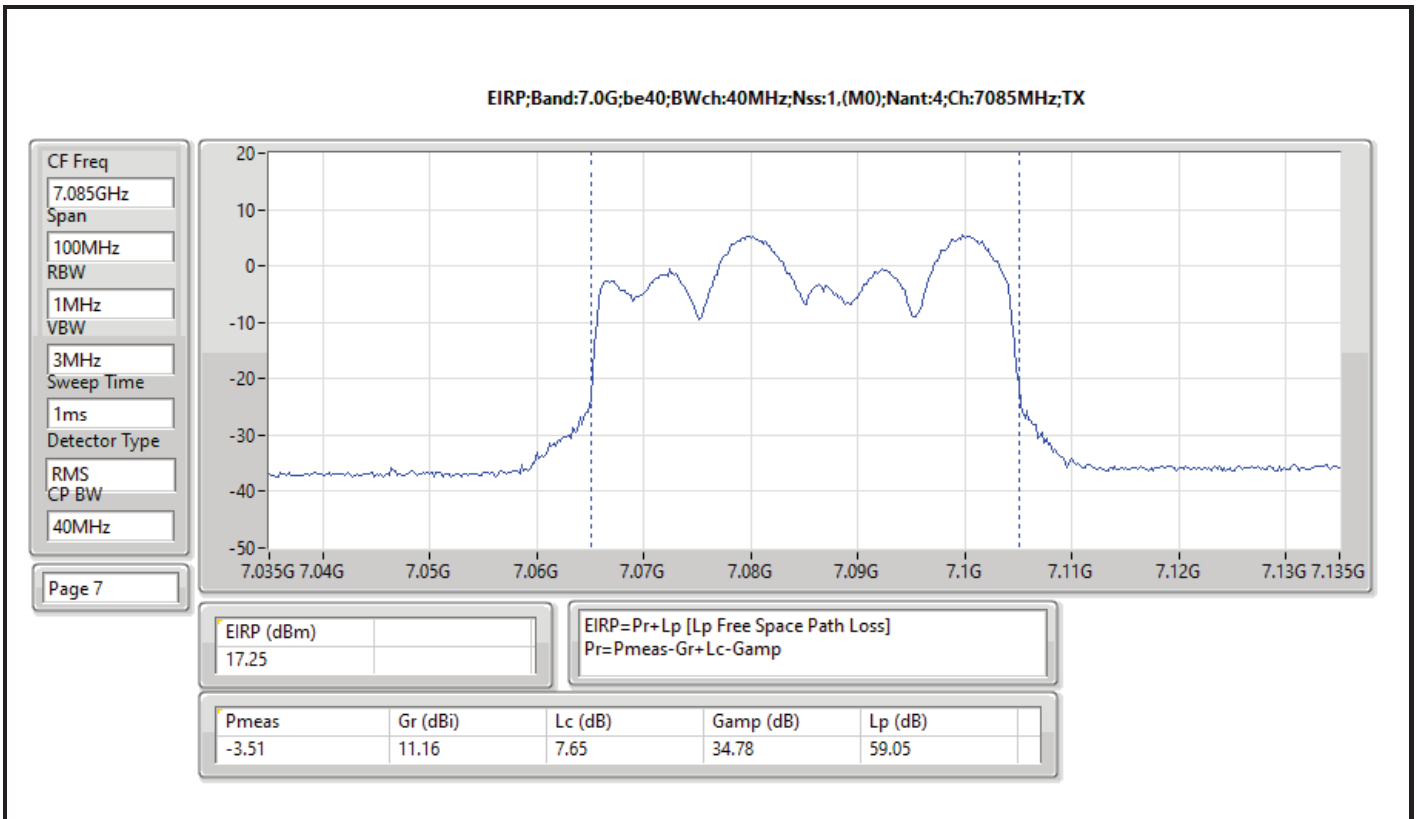


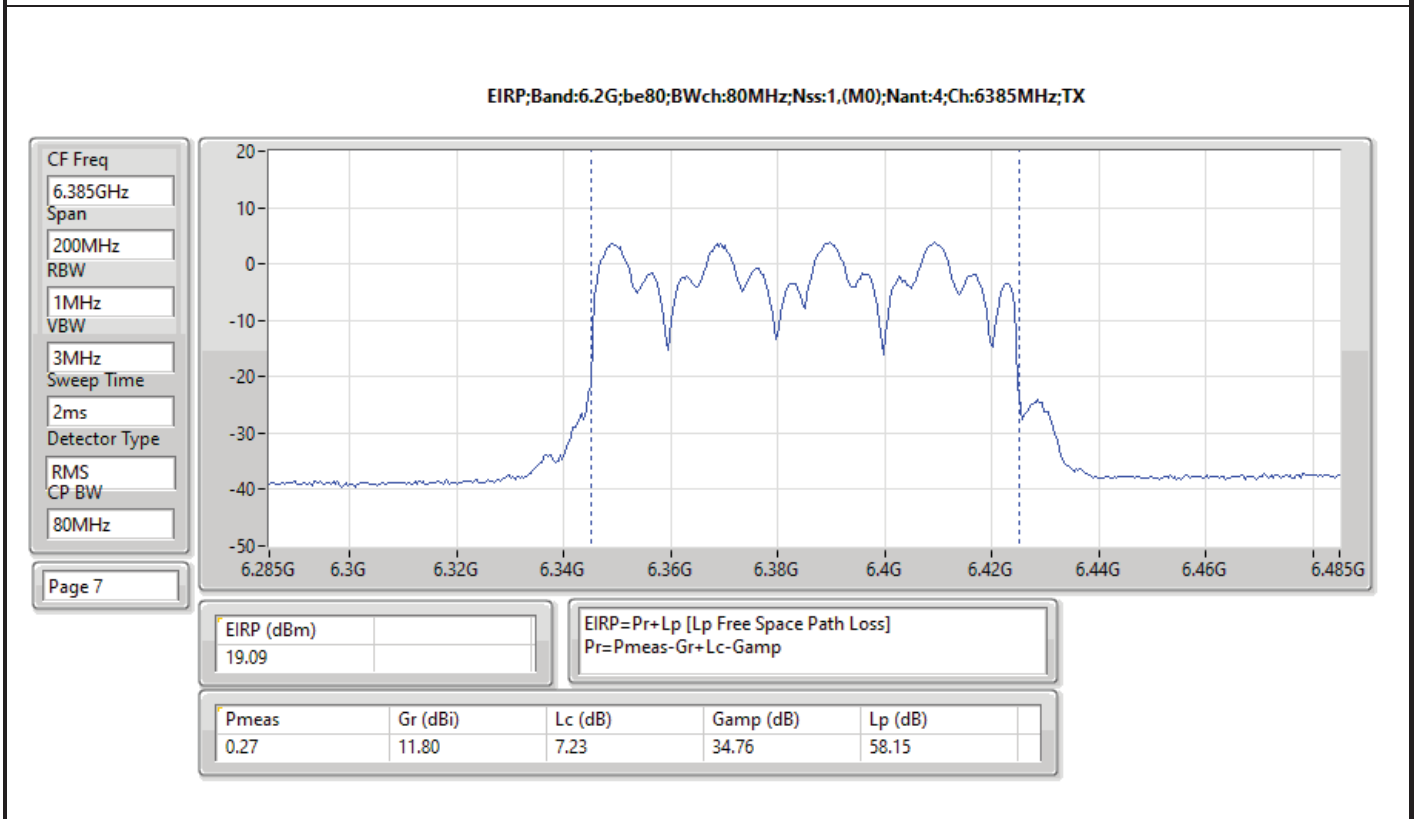
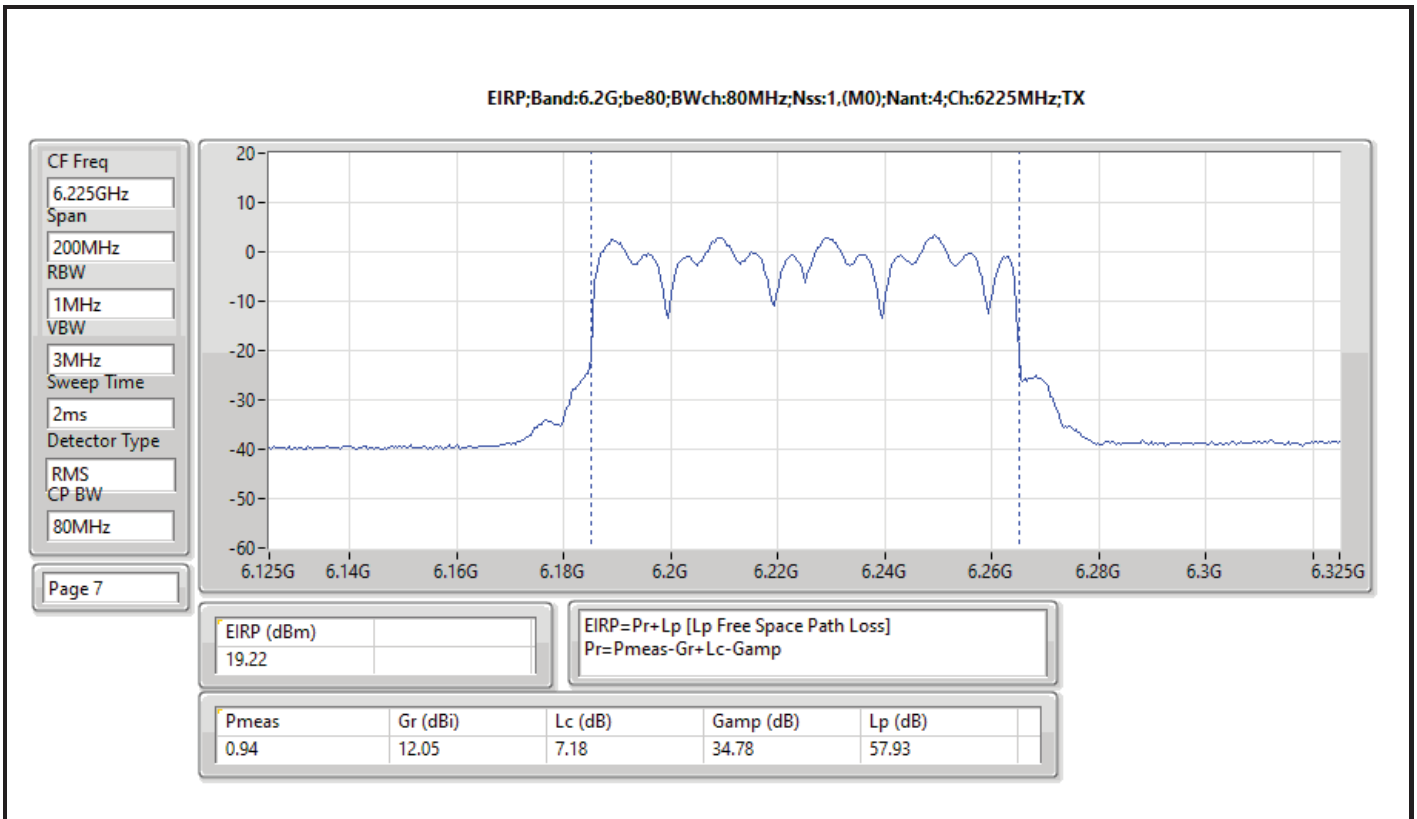


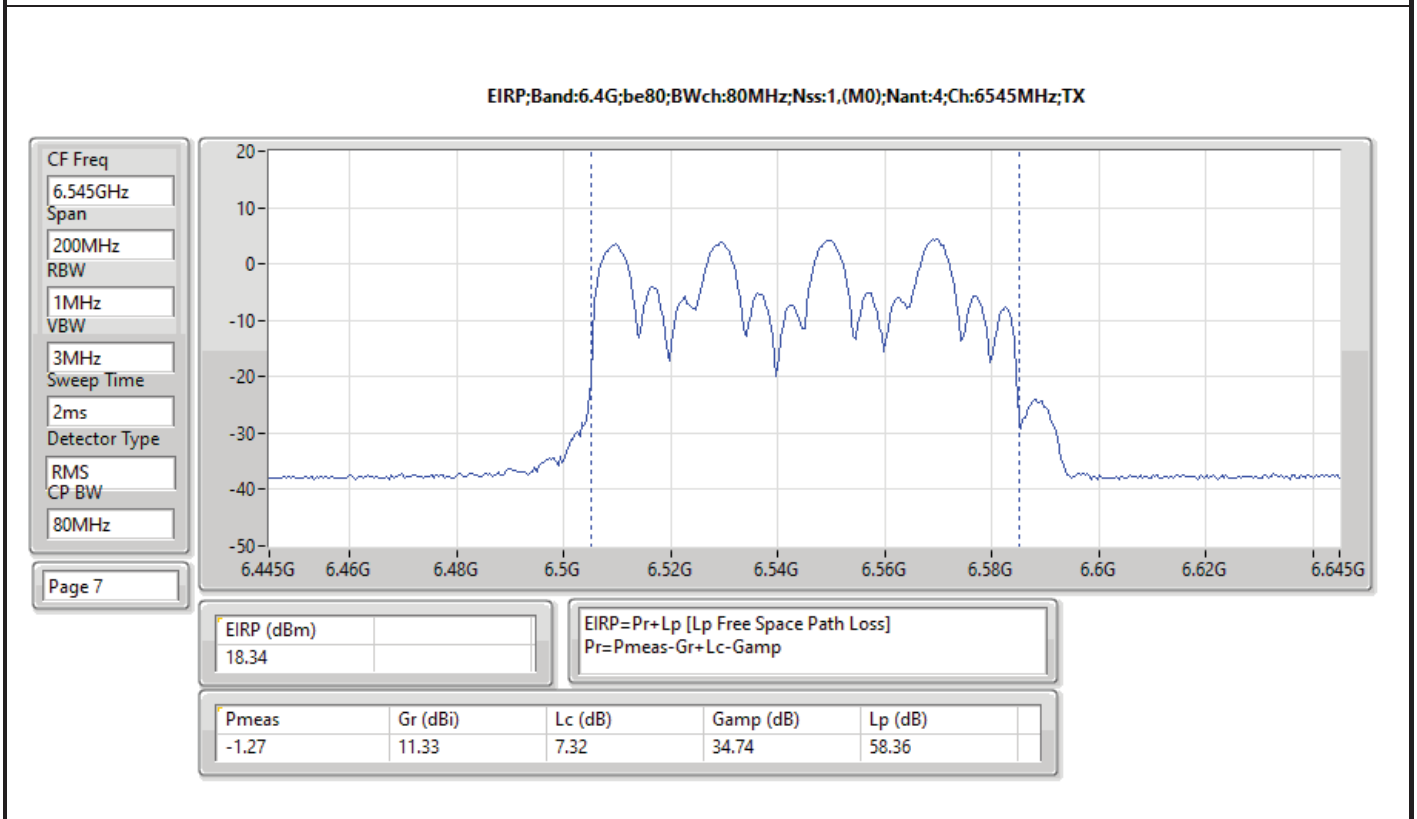
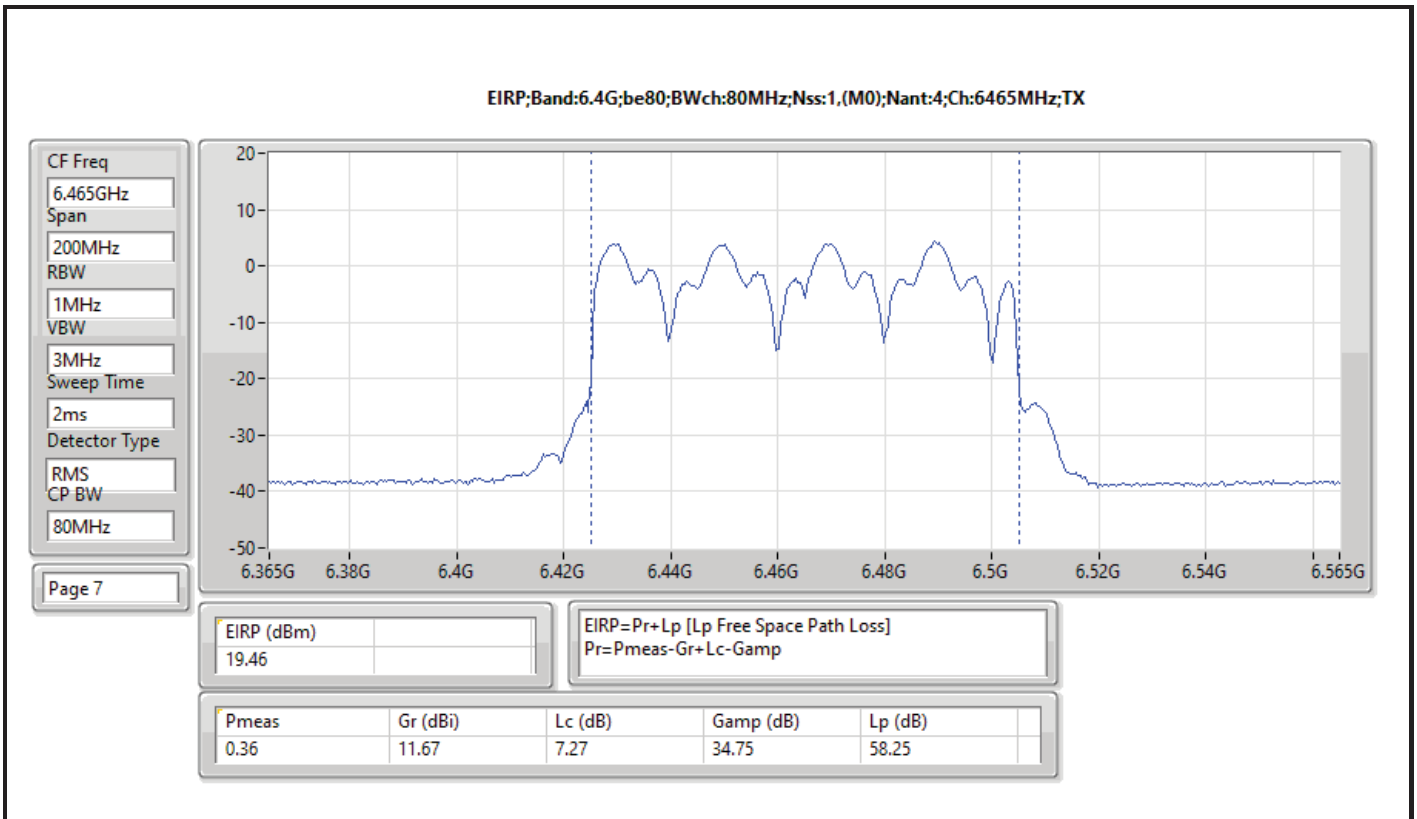


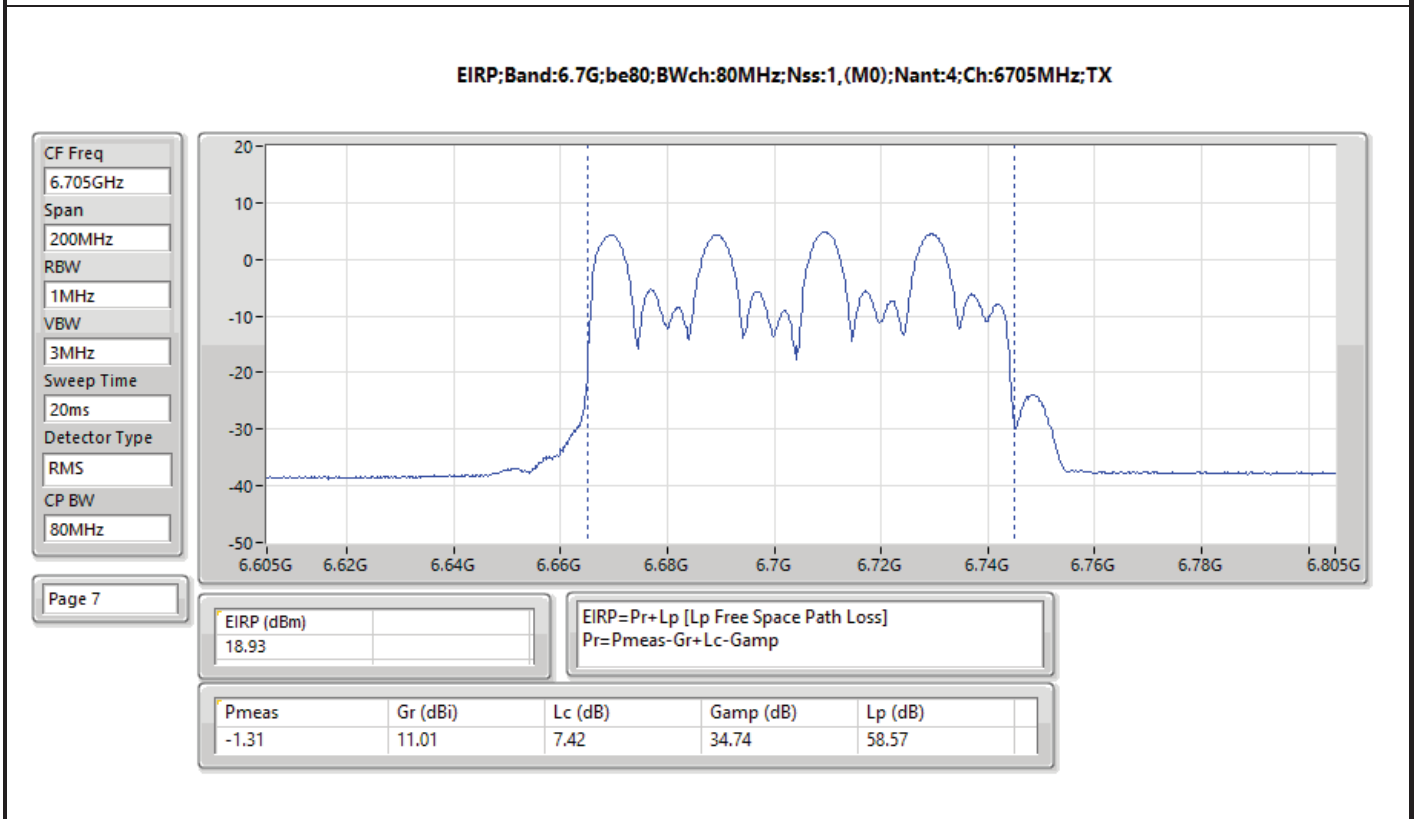
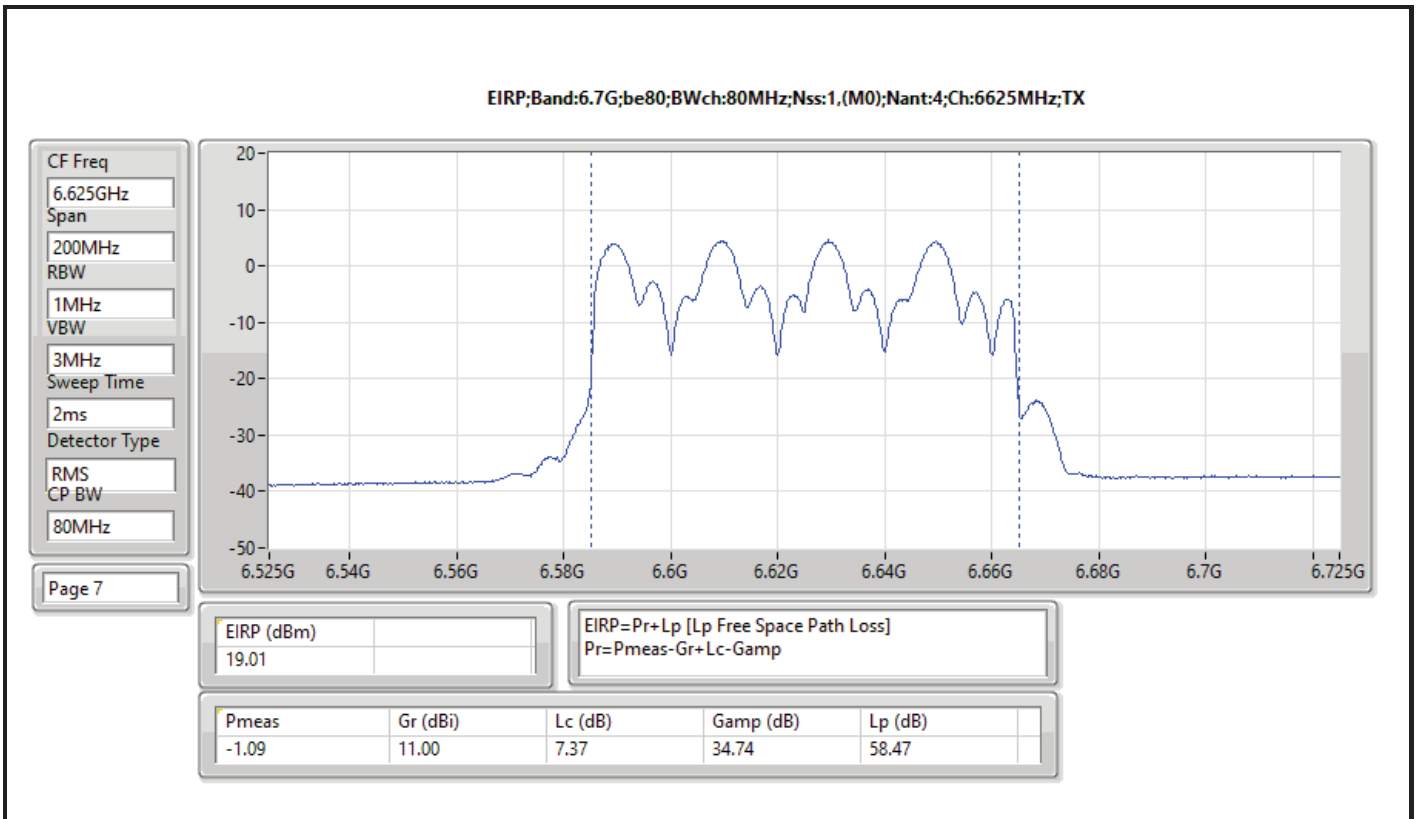


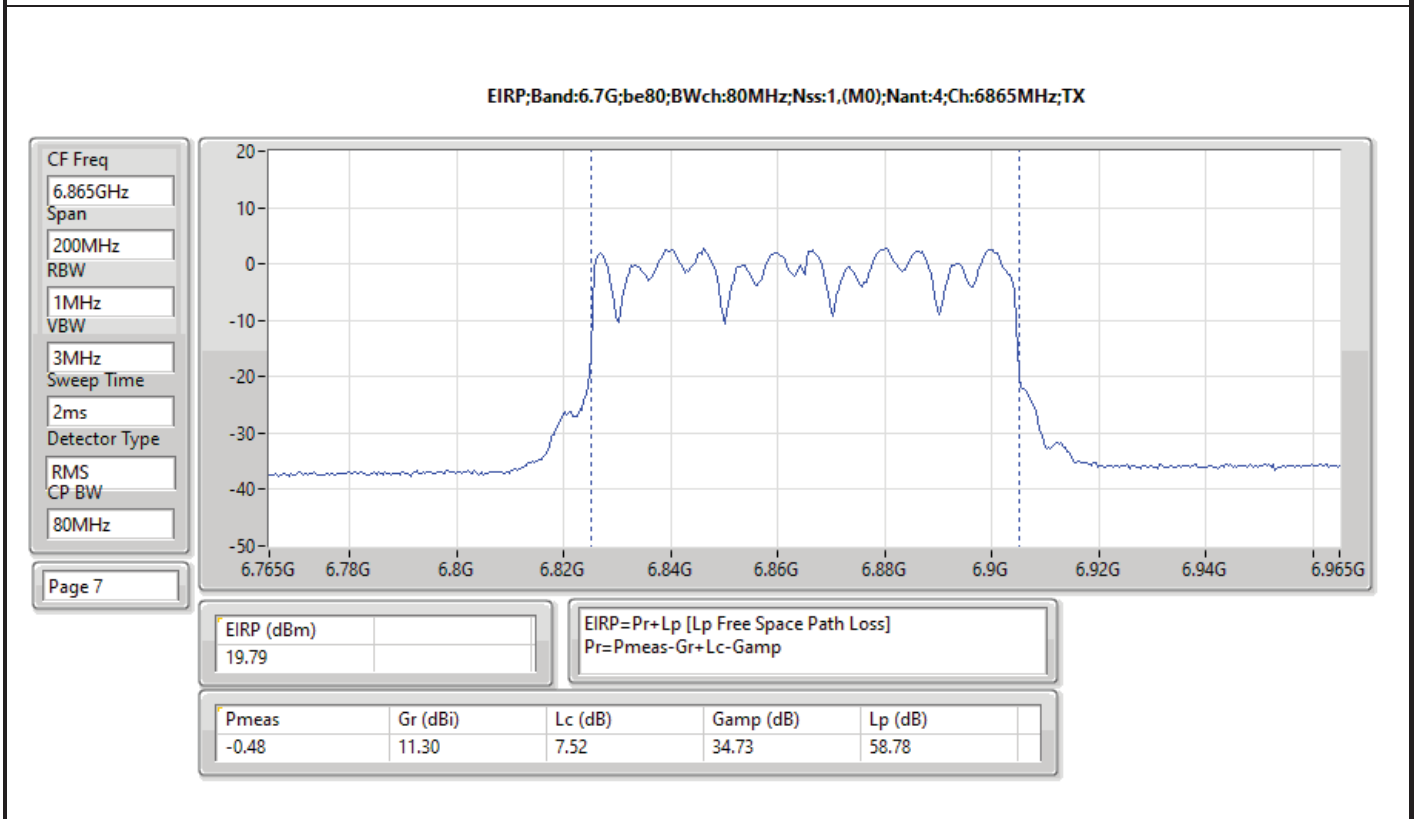
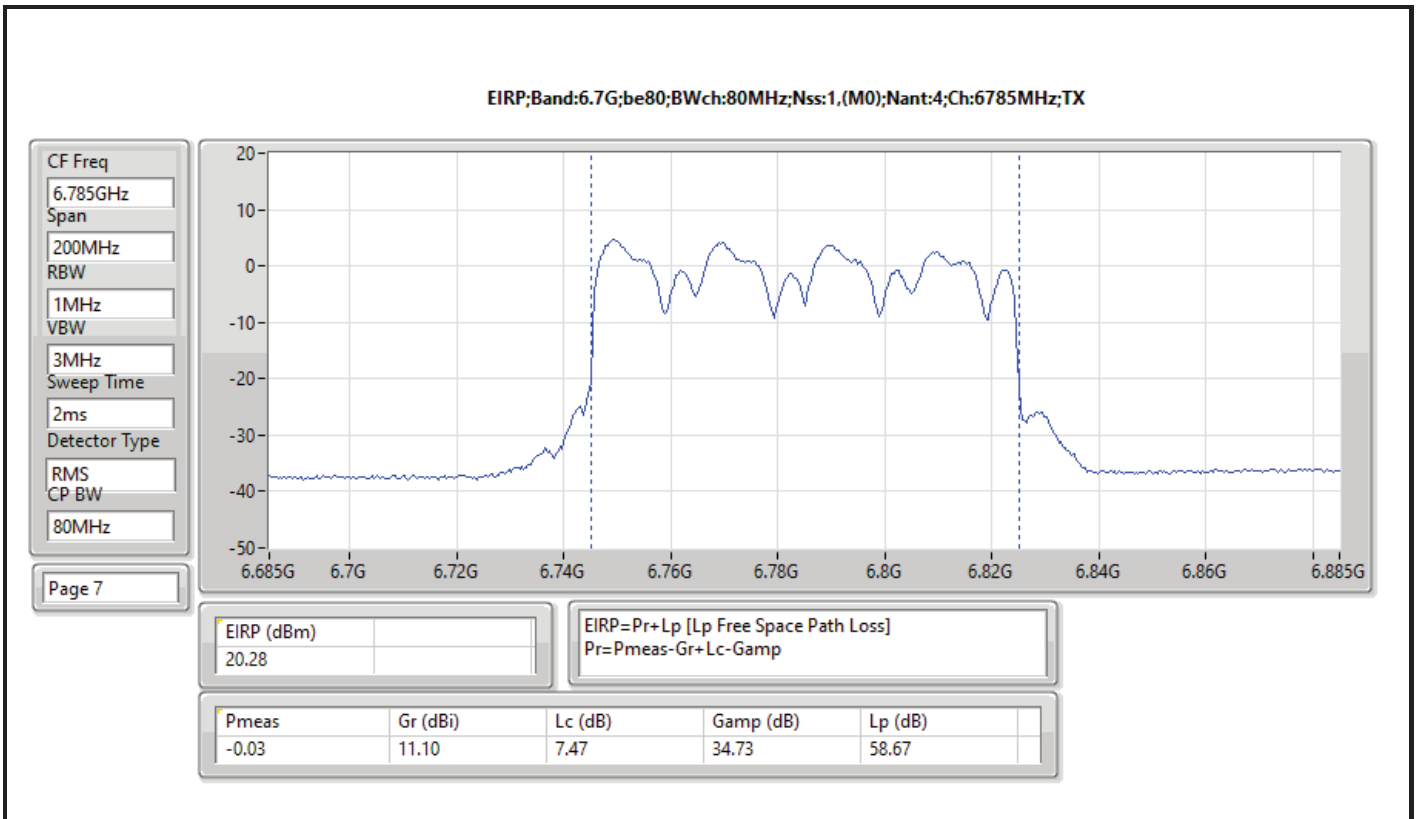


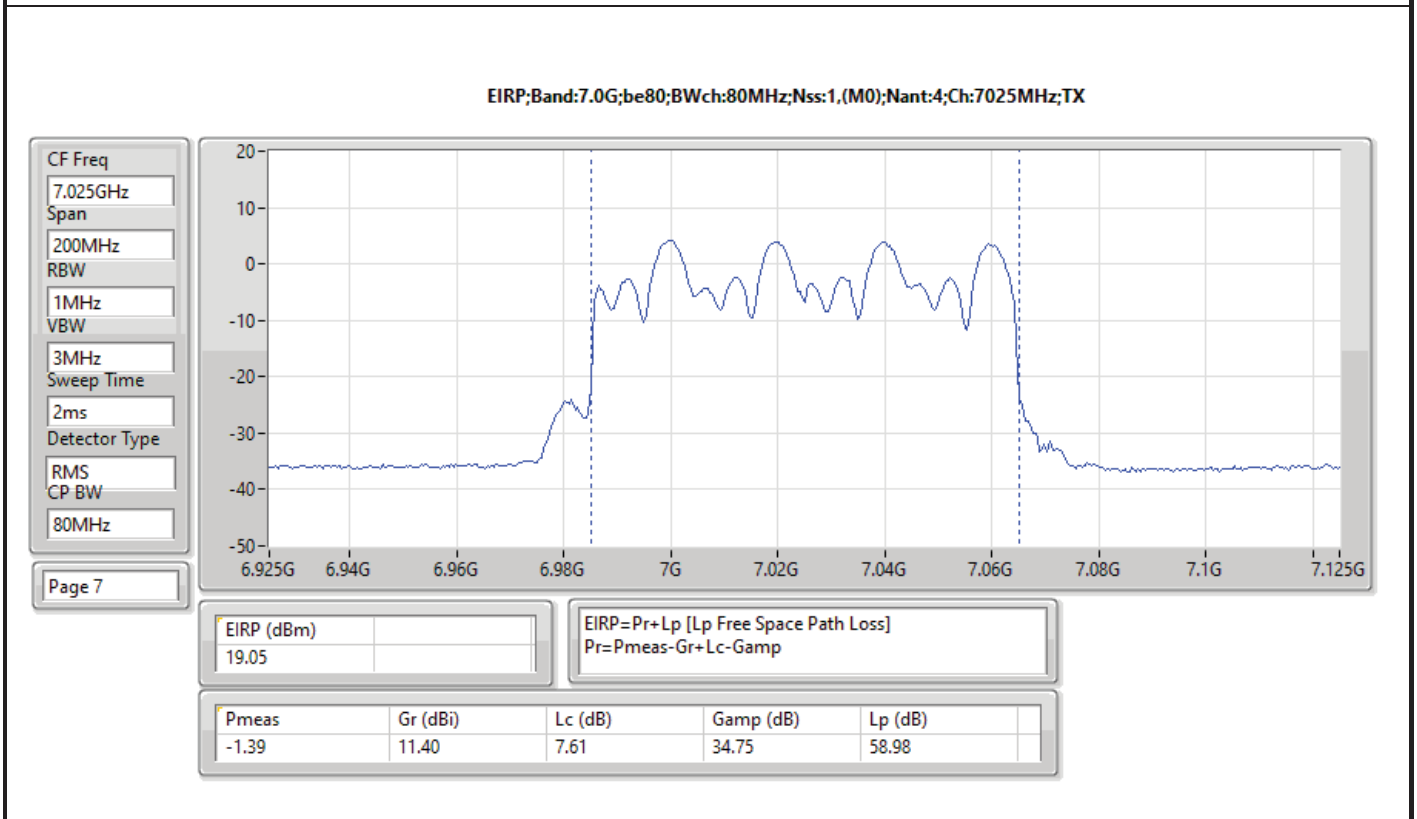
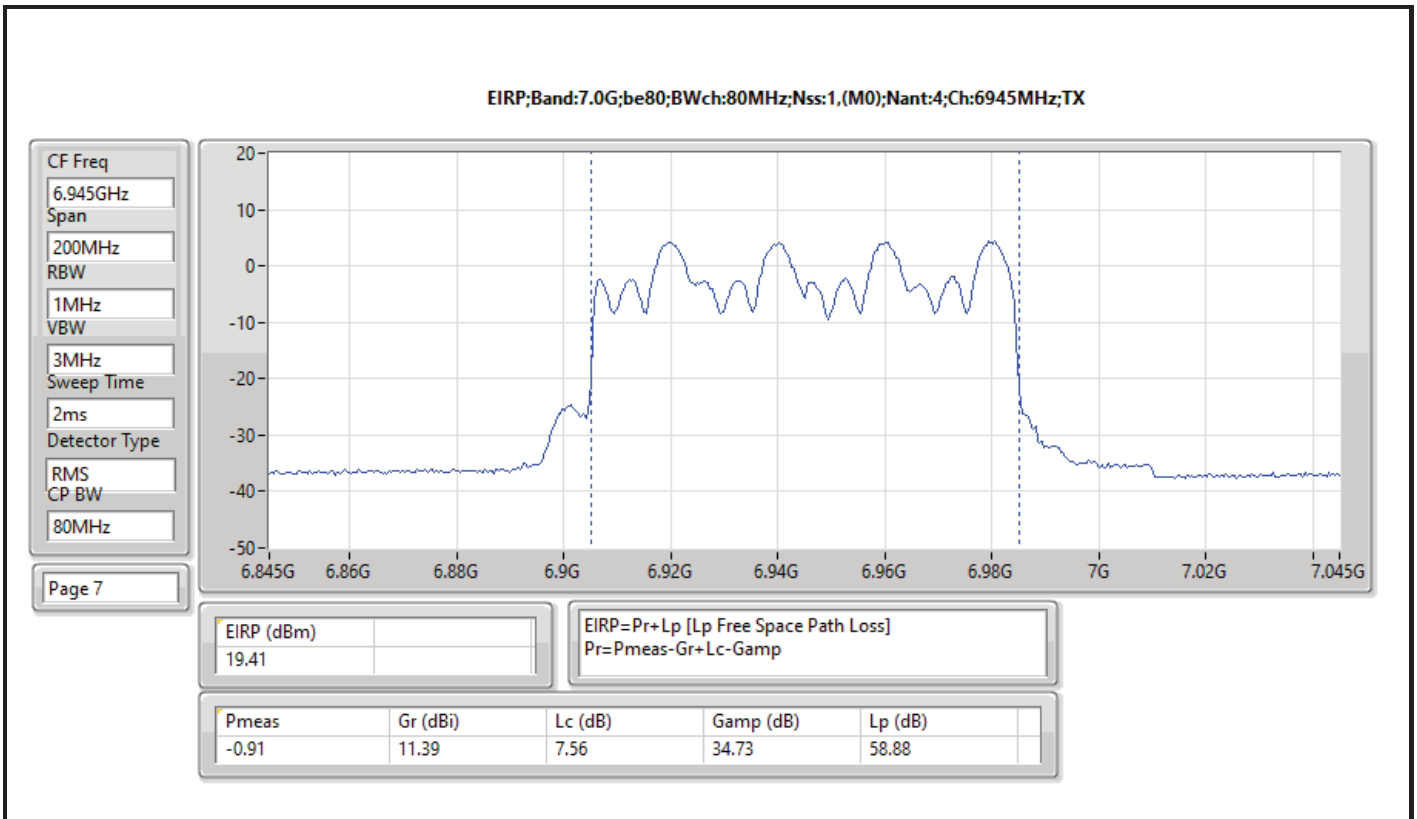


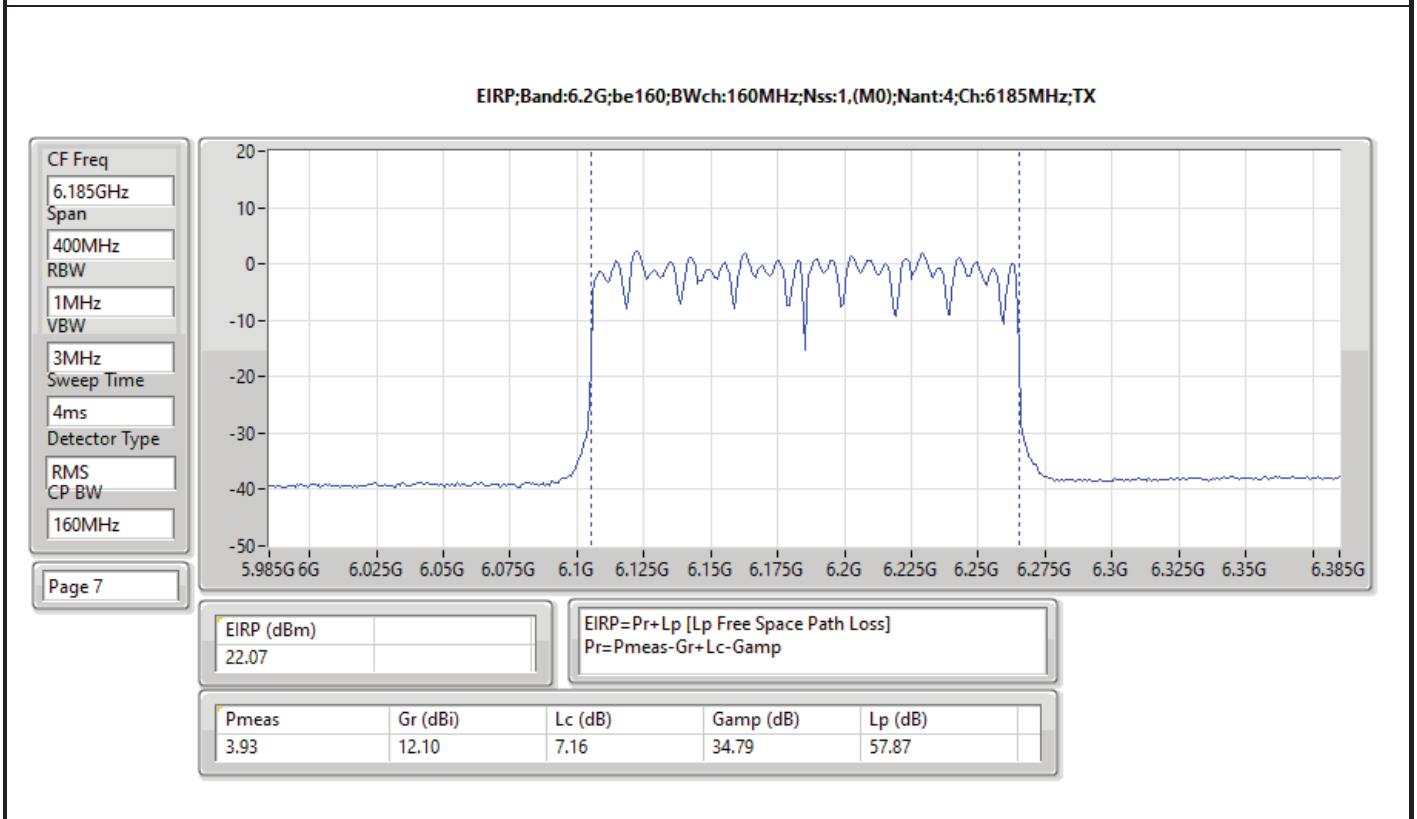
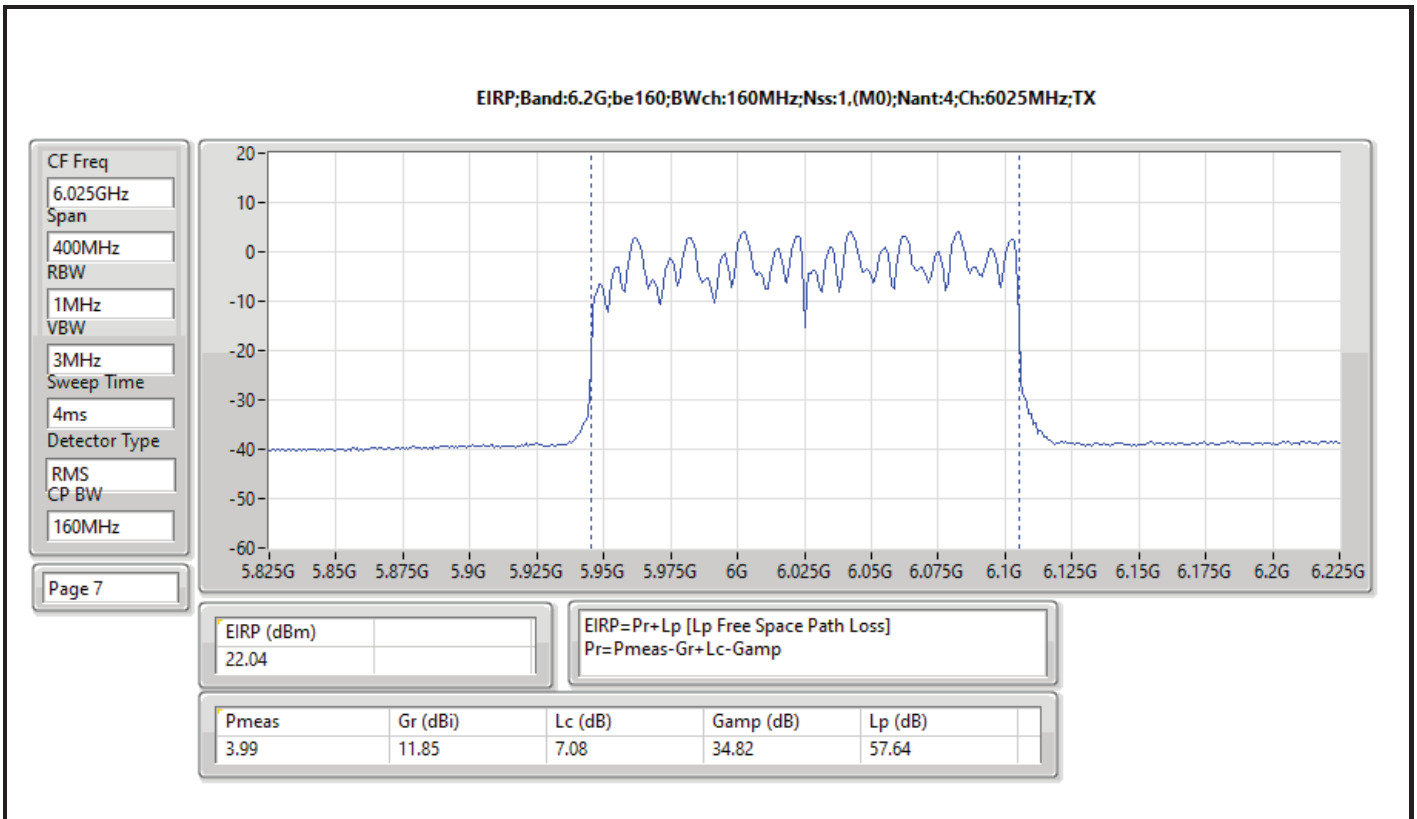


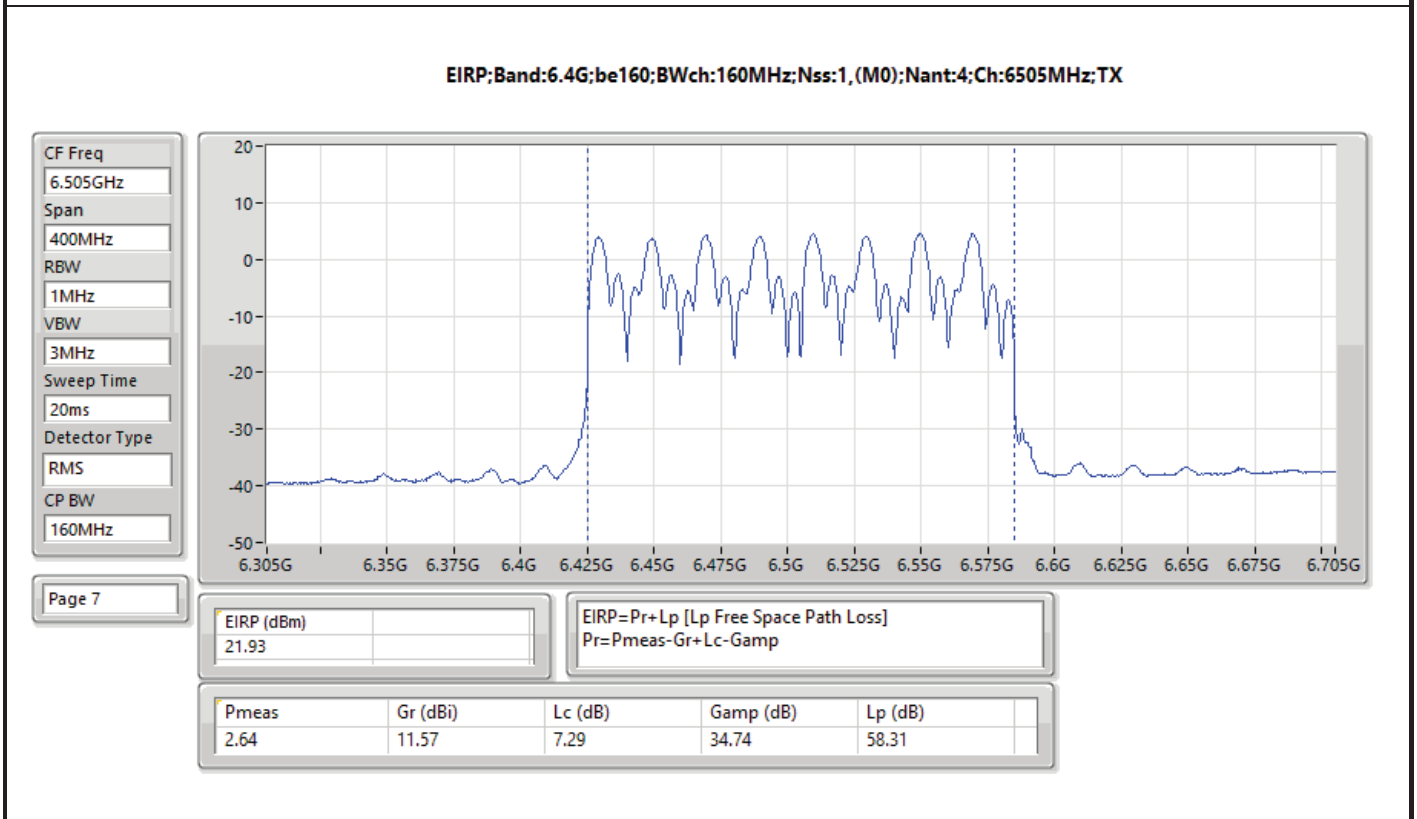
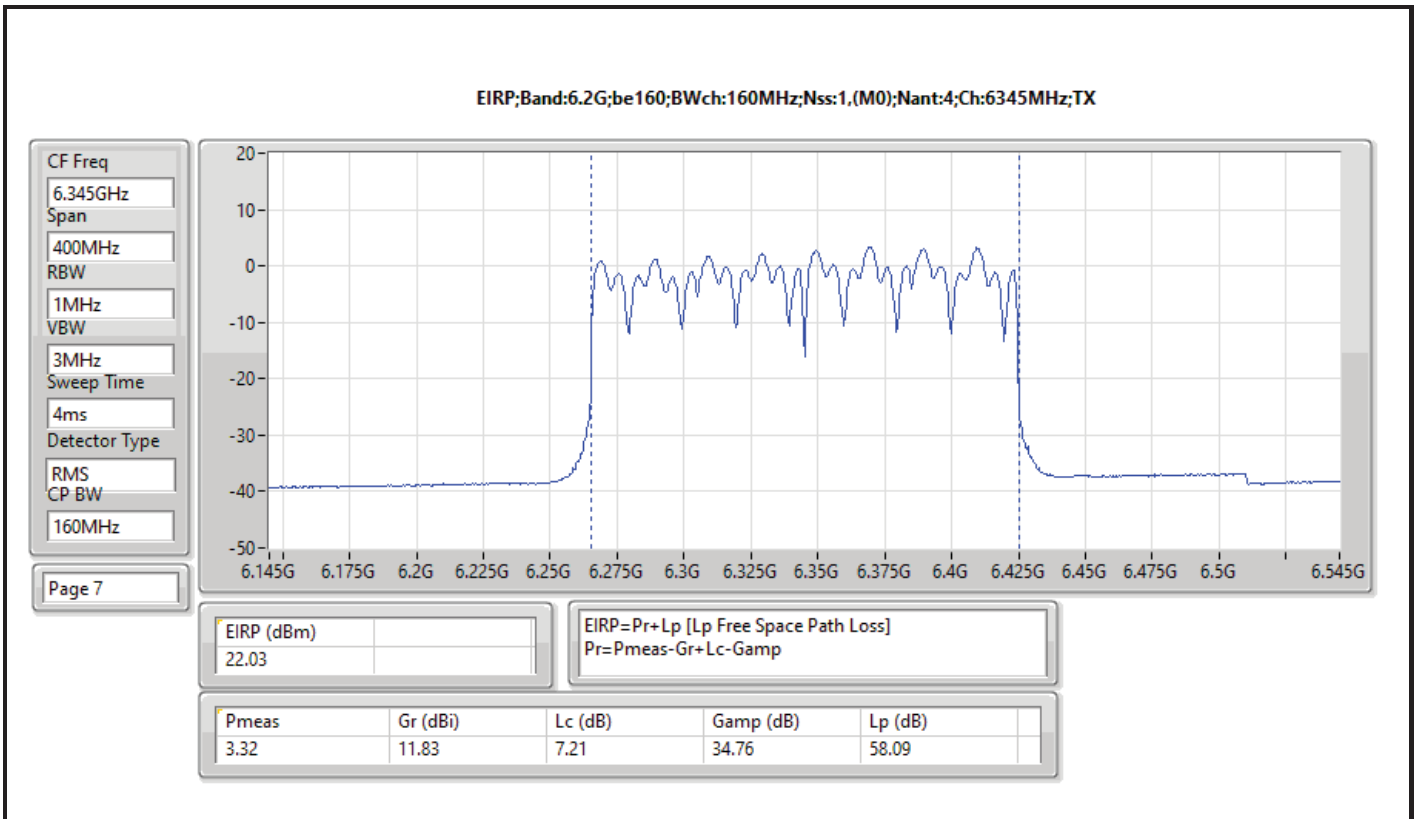


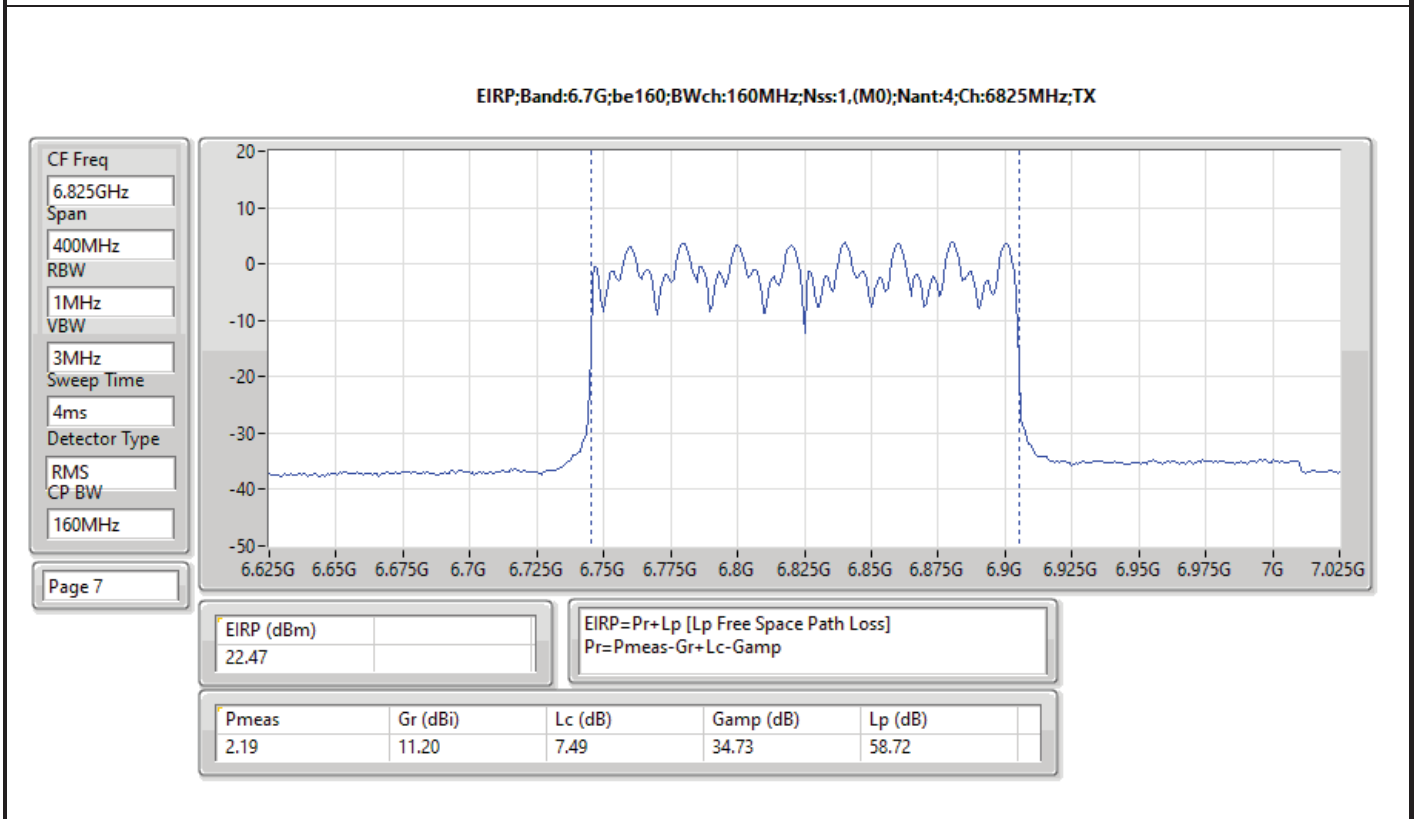
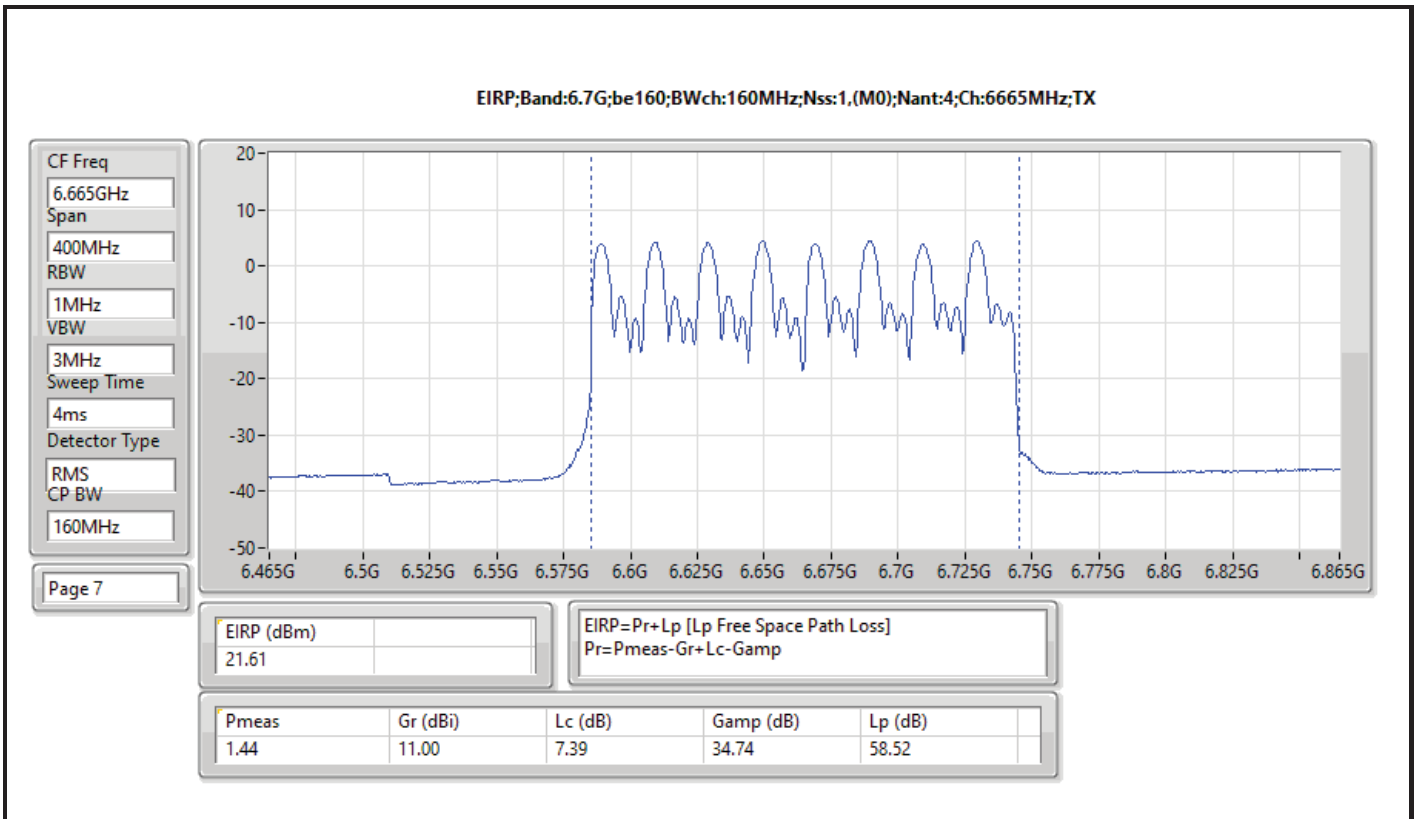


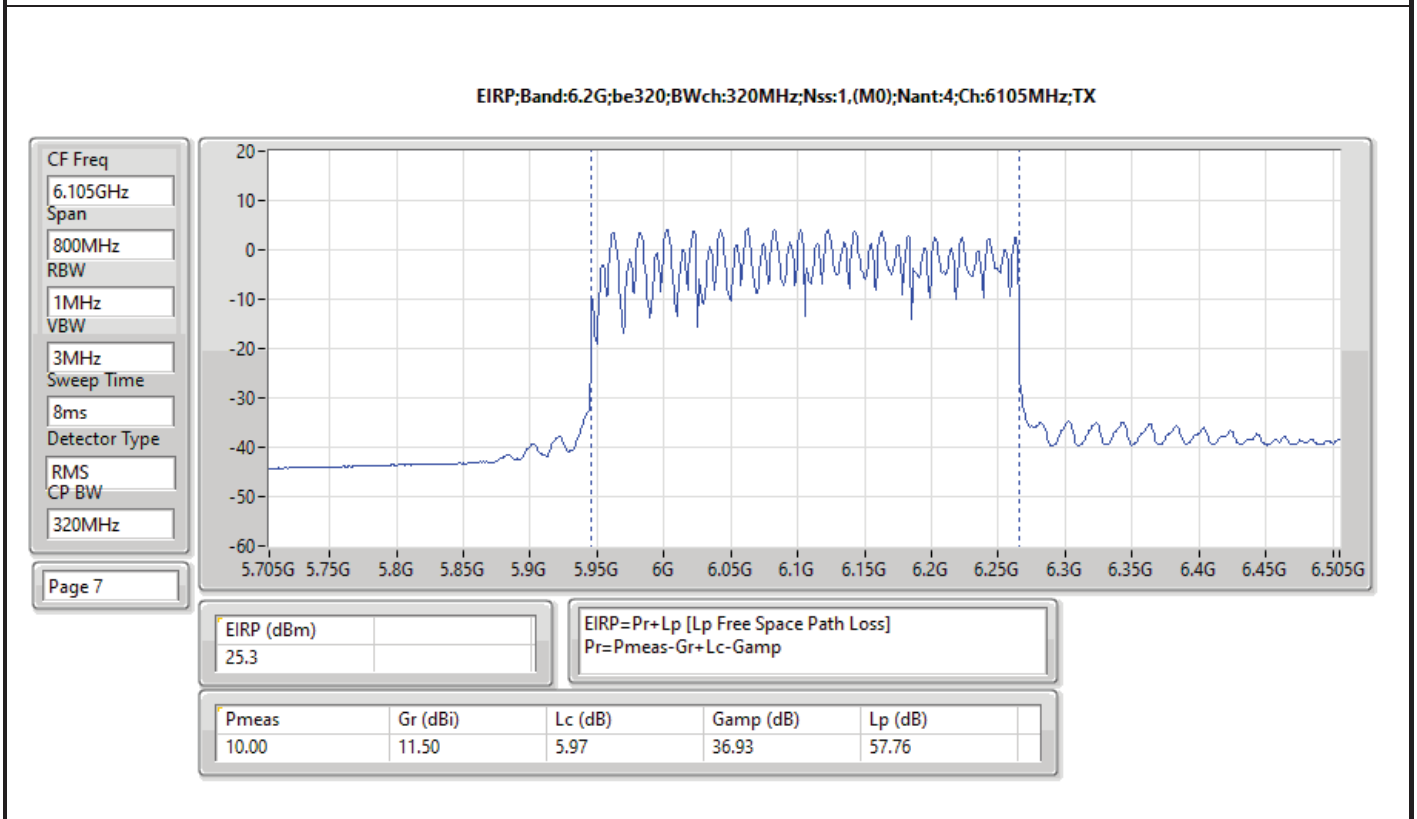
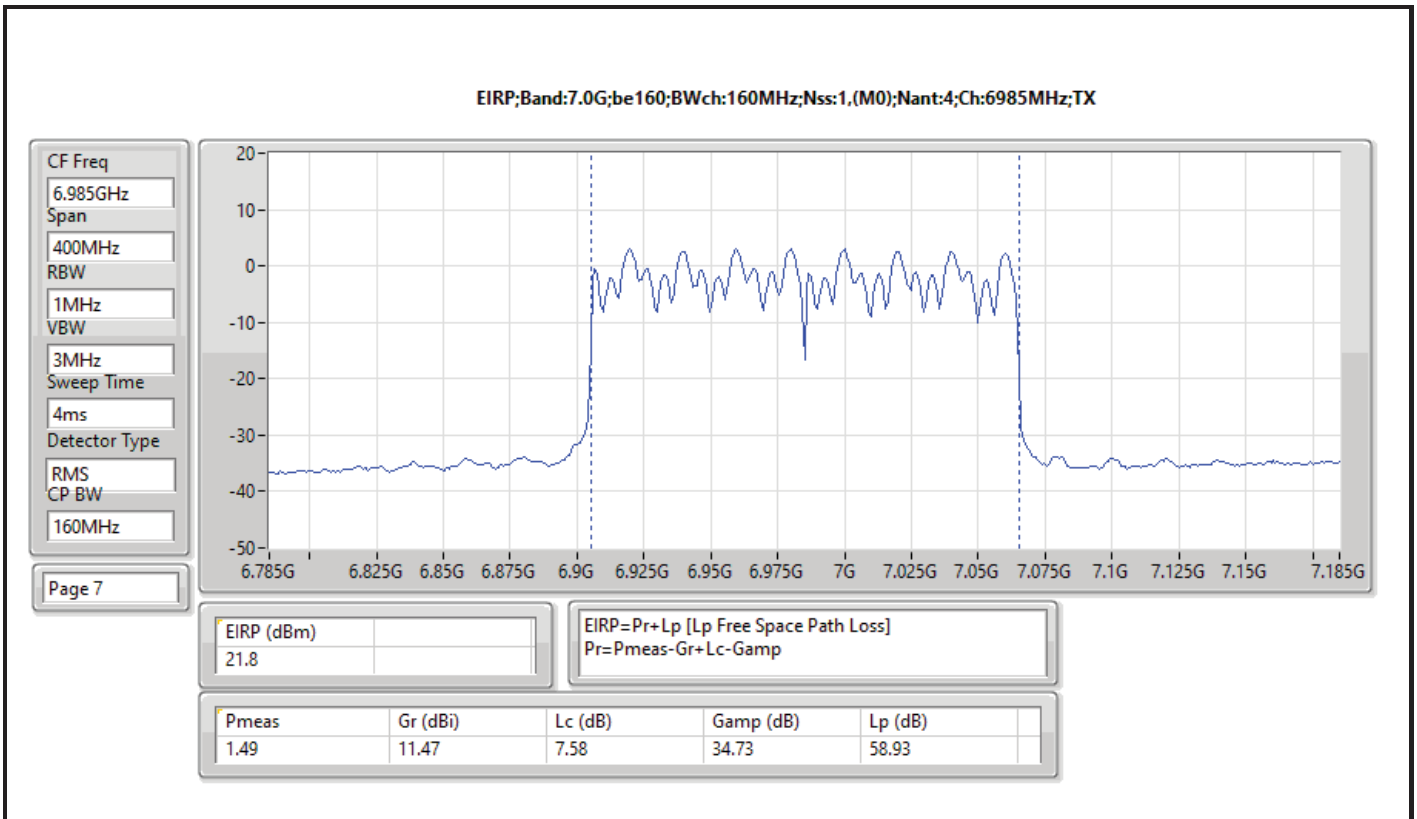


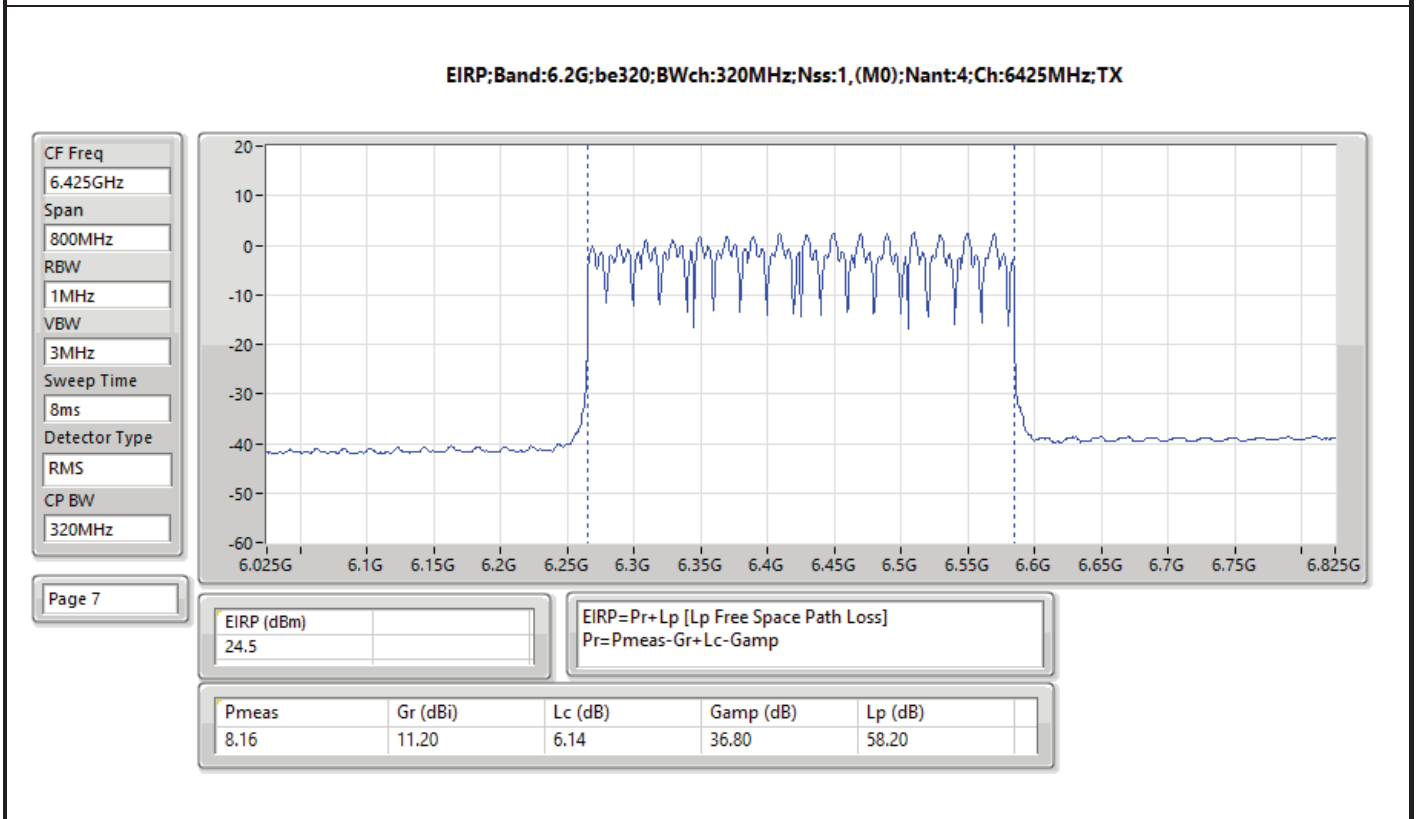
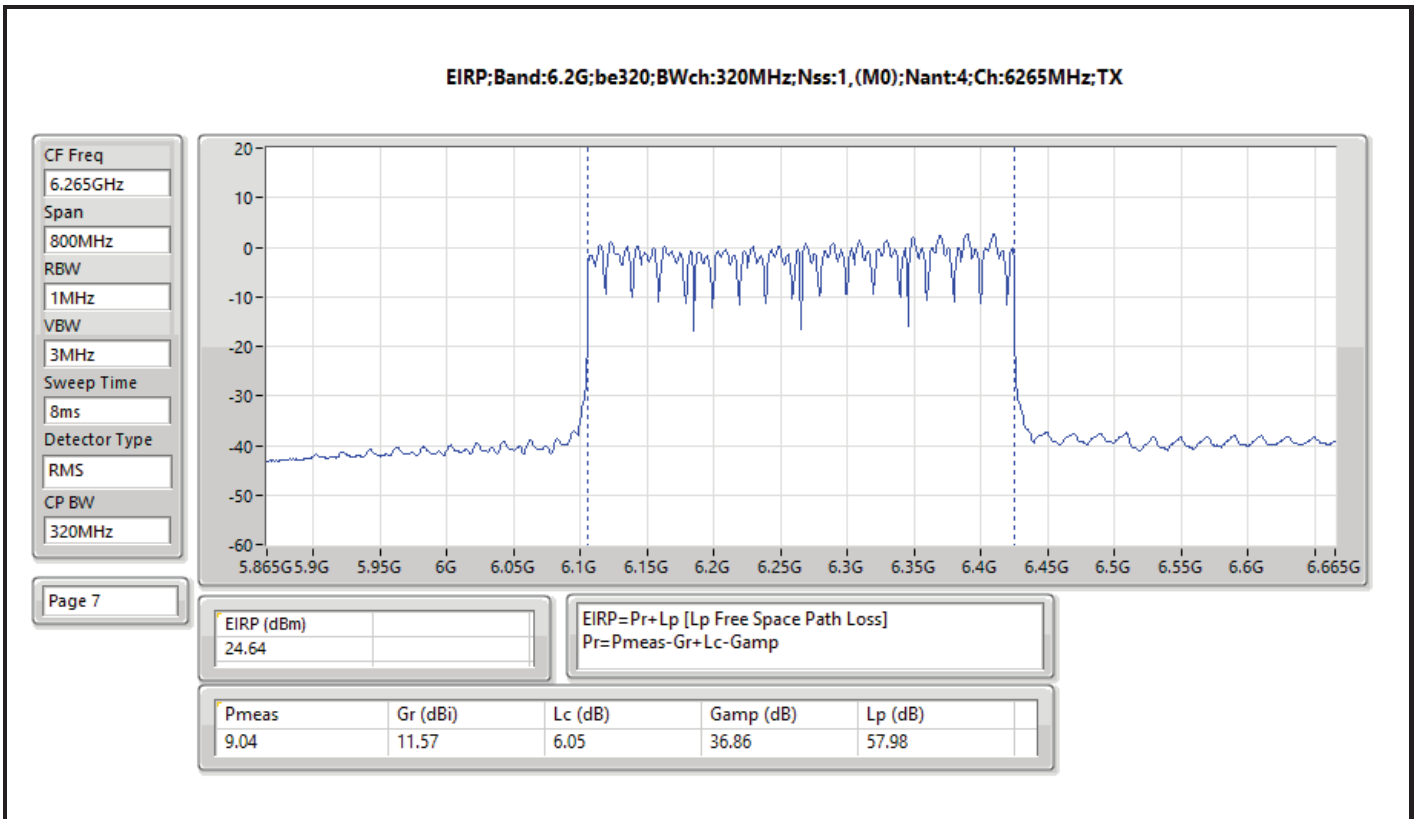


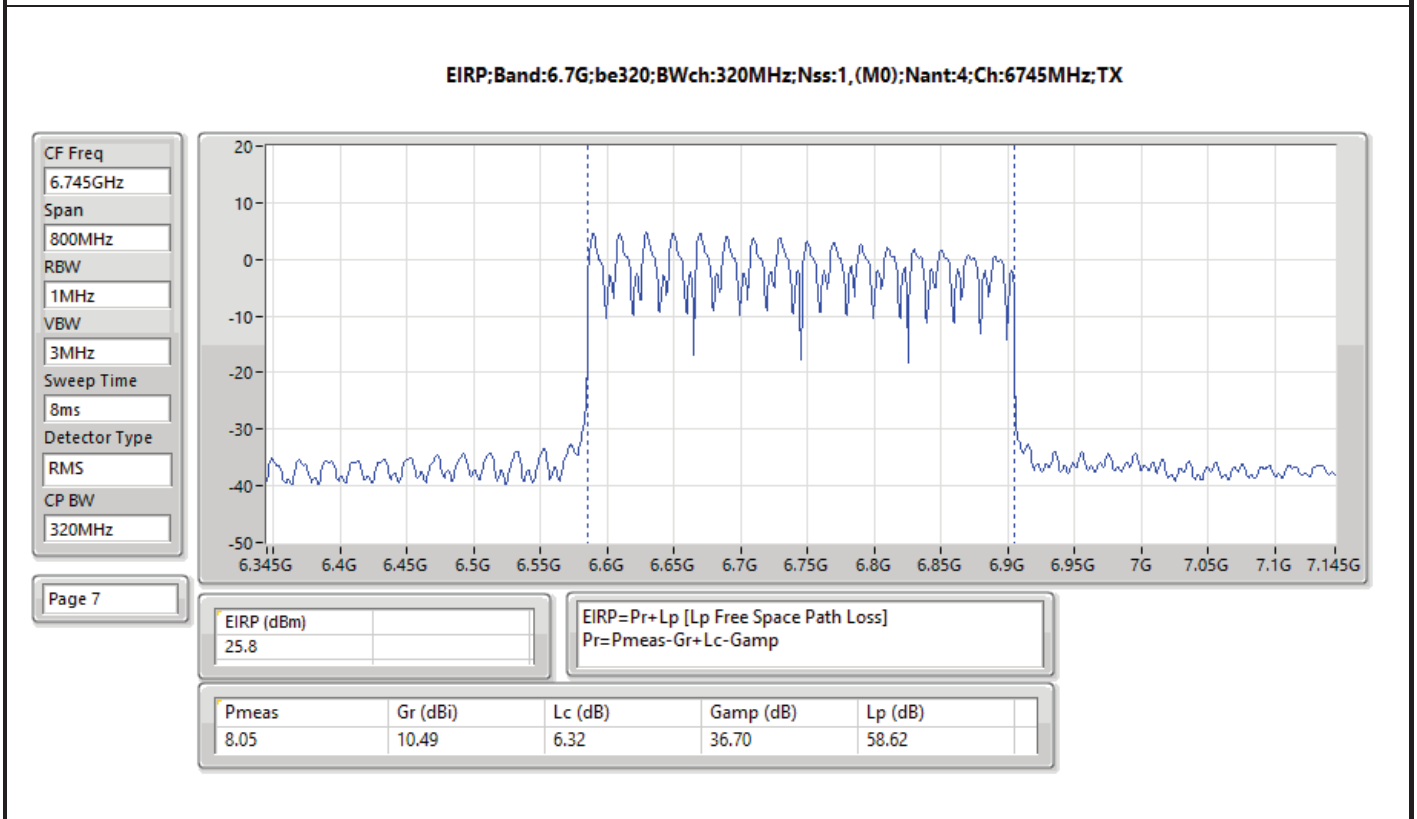
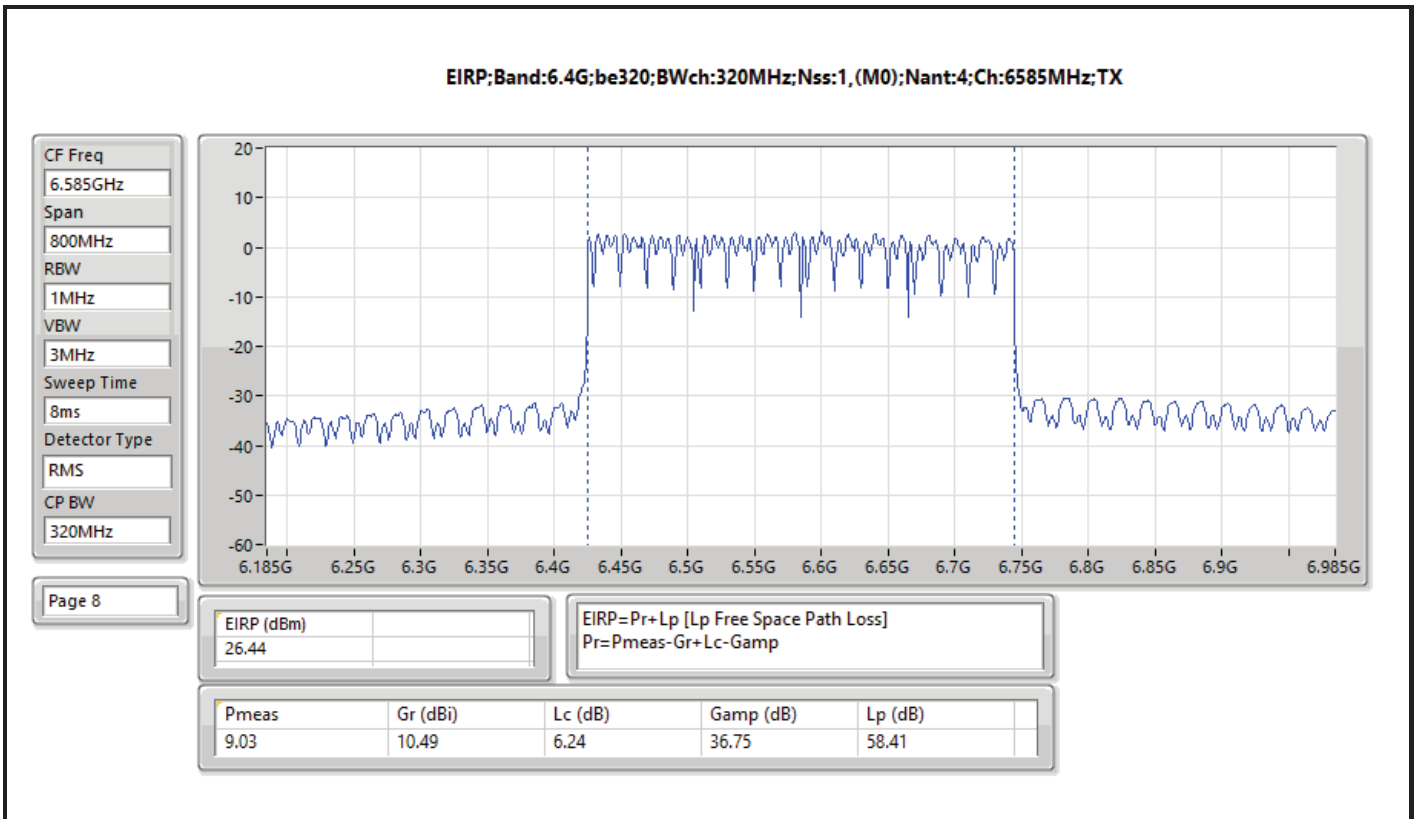


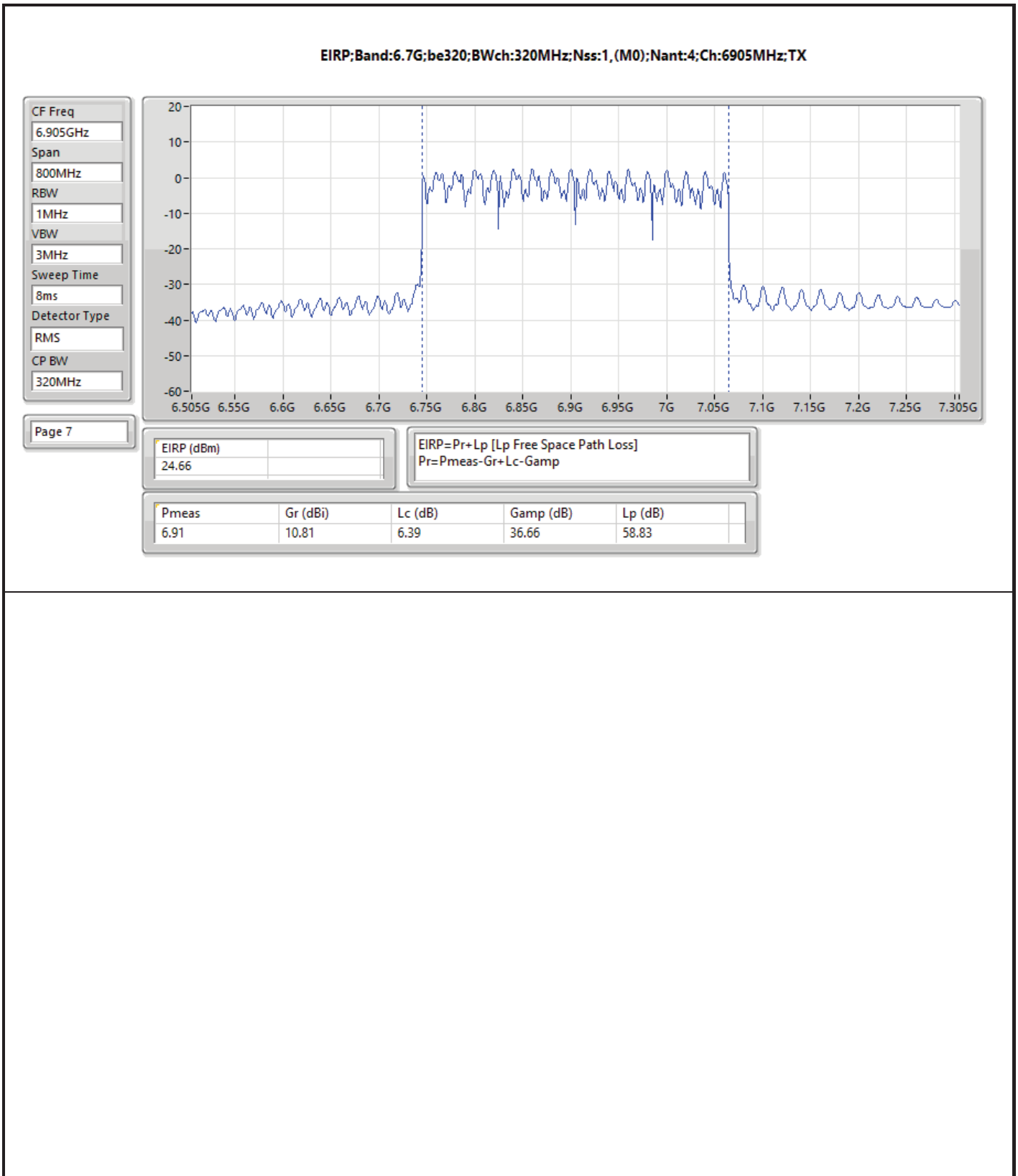














Summary

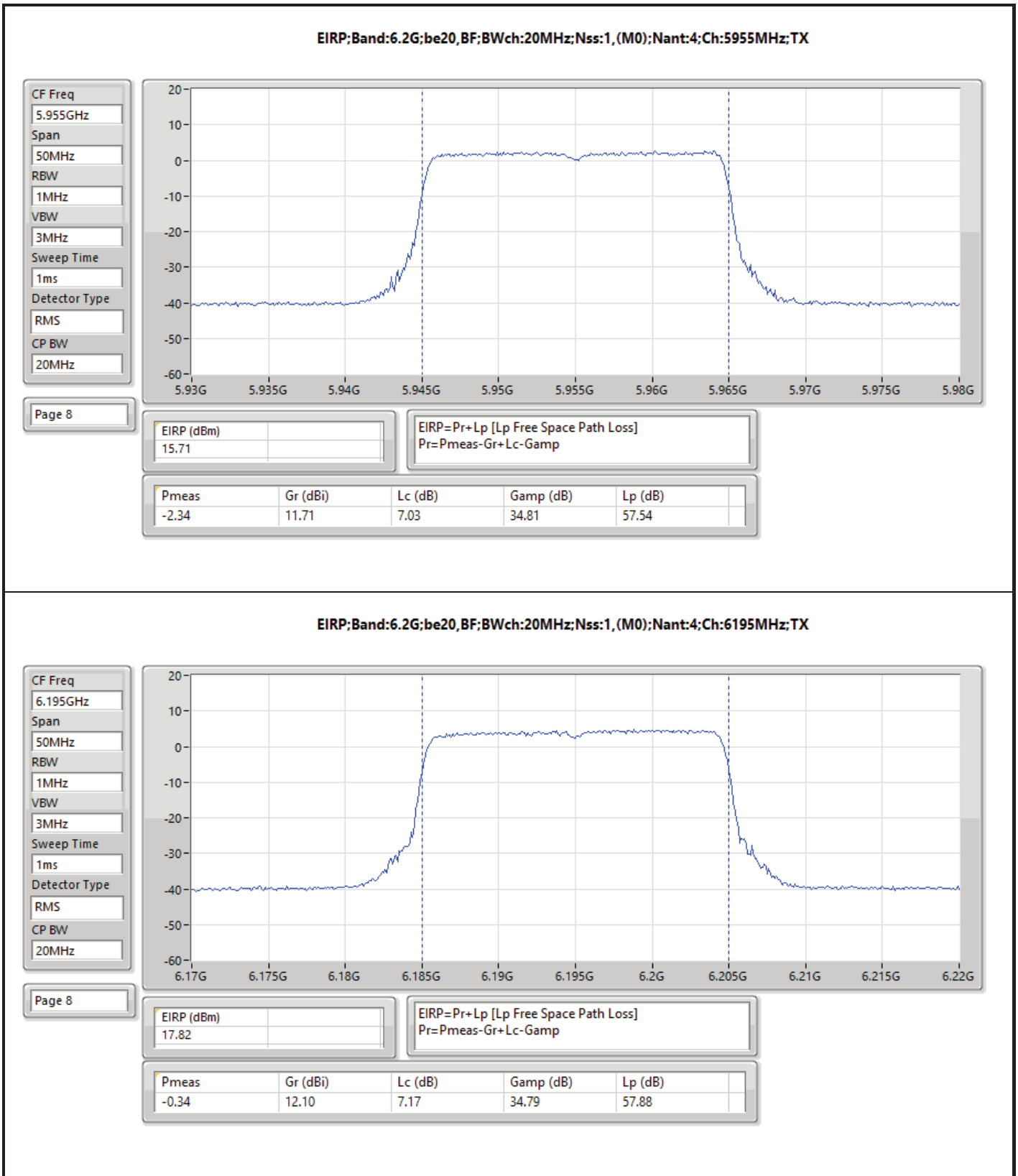
Mode	EIRP (dBm)	EIRP (W)
5.925-6.425GHz	-	-
802.11be EHT20-BF_Nss1,(MCS0)_4TX	17.82	0.06053
802.11be EHT40-BF_Nss1,(MCS0)_4TX	22.37	0.17258
802.11be EHT80-BF_Nss1,(MCS0)_4TX	23.83	0.24155
802.11be EHT160-BF_Nss1,(MCS0)_4TX	26.65	0.46238
802.11be EHT320-BF_Nss1,(MCS0)_4TX	29.58	0.90782
6.425-6.525GHz	-	-
802.11be EHT20-BF_Nss1,(MCS0)_4TX	18.46	0.07015
802.11be EHT40-BF_Nss1,(MCS0)_4TX	23.40	0.21878
802.11be EHT80-BF_Nss1,(MCS0)_4TX	23.73	0.23605
802.11be EHT160-BF_Nss1,(MCS0)_4TX	18.87	0.07709
802.11be EHT320-BF_Nss1,(MCS0)_4TX	28.97	0.78886
6.525-6.875GHz	-	-
802.11be EHT20-BF_Nss1,(MCS0)_4TX	17.31	0.05383
802.11be EHT40-BF_Nss1,(MCS0)_4TX	22.88	0.19409
802.11be EHT80-BF_Nss1,(MCS0)_4TX	23.53	0.22542
802.11be EHT160-BF_Nss1,(MCS0)_4TX	26.41	0.43752
802.11be EHT320-BF_Nss1,(MCS0)_4TX	29.36	0.86298
6.875-7.125GHz	-	-
802.11be EHT20-BF_Nss1,(MCS0)_4TX	17.26	0.05321
802.11be EHT40-BF_Nss1,(MCS0)_4TX	21.51	0.14158
802.11be EHT80-BF_Nss1,(MCS0)_4TX	23.60	0.22909
802.11be EHT160-BF_Nss1,(MCS0)_4TX	25.27	0.33651

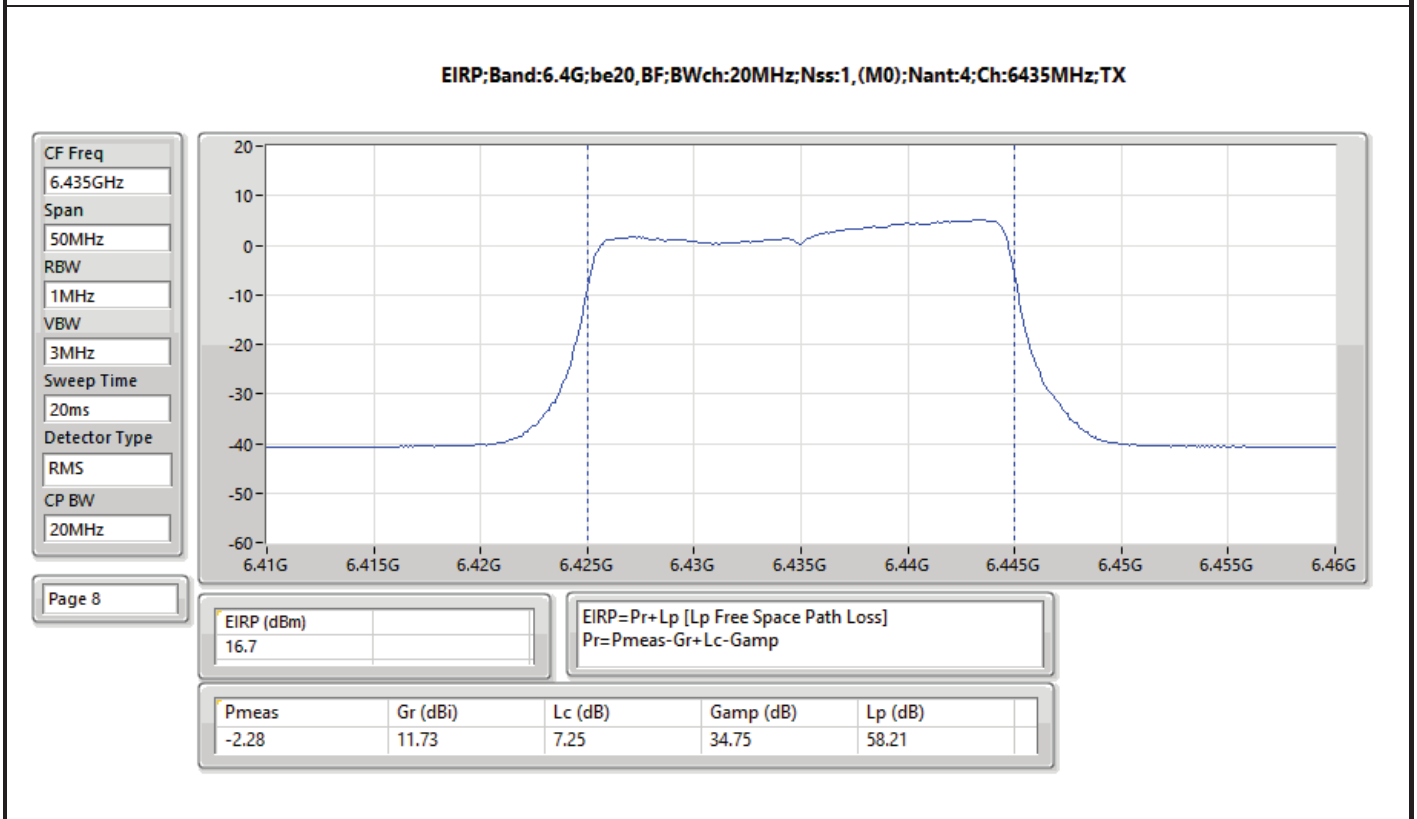
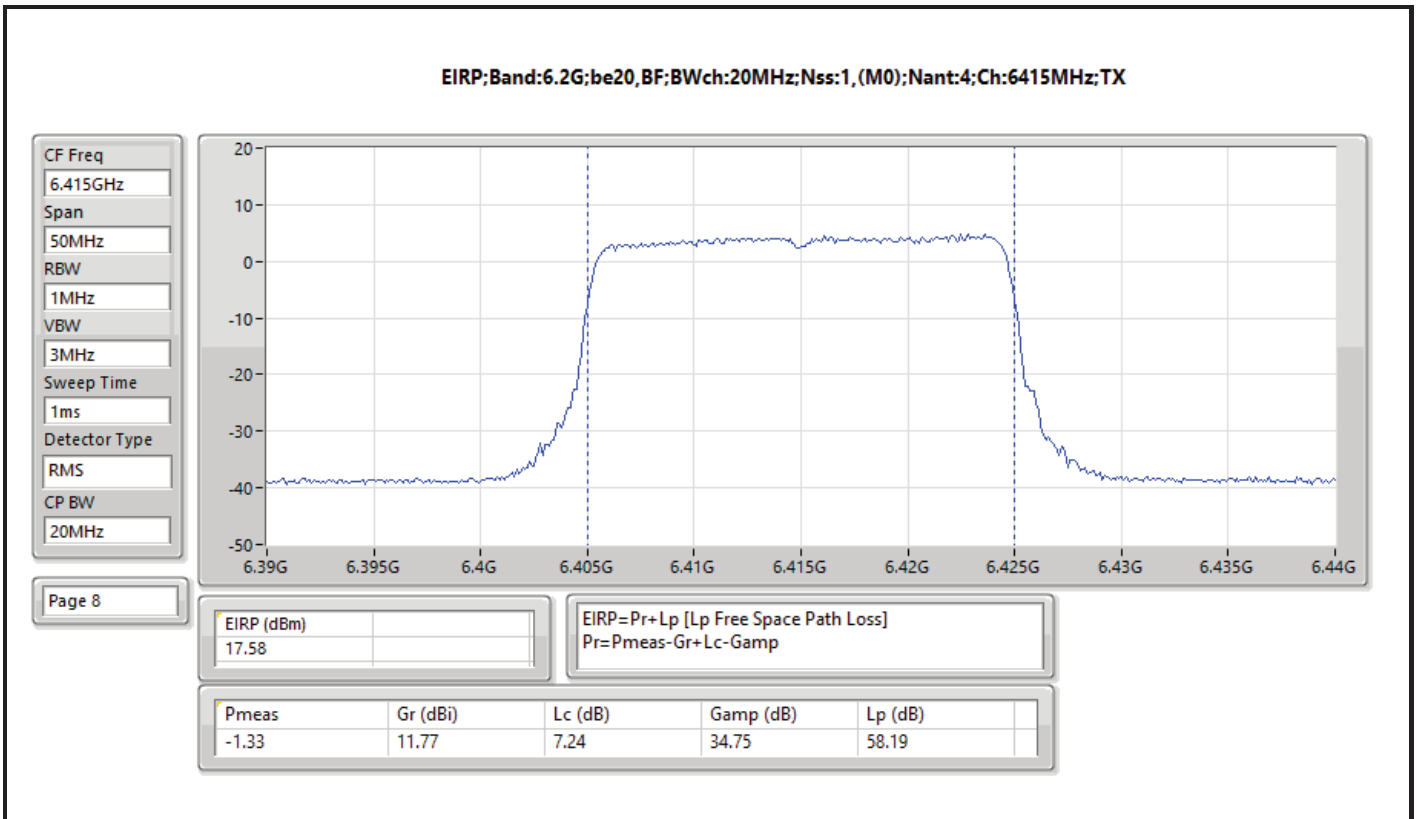


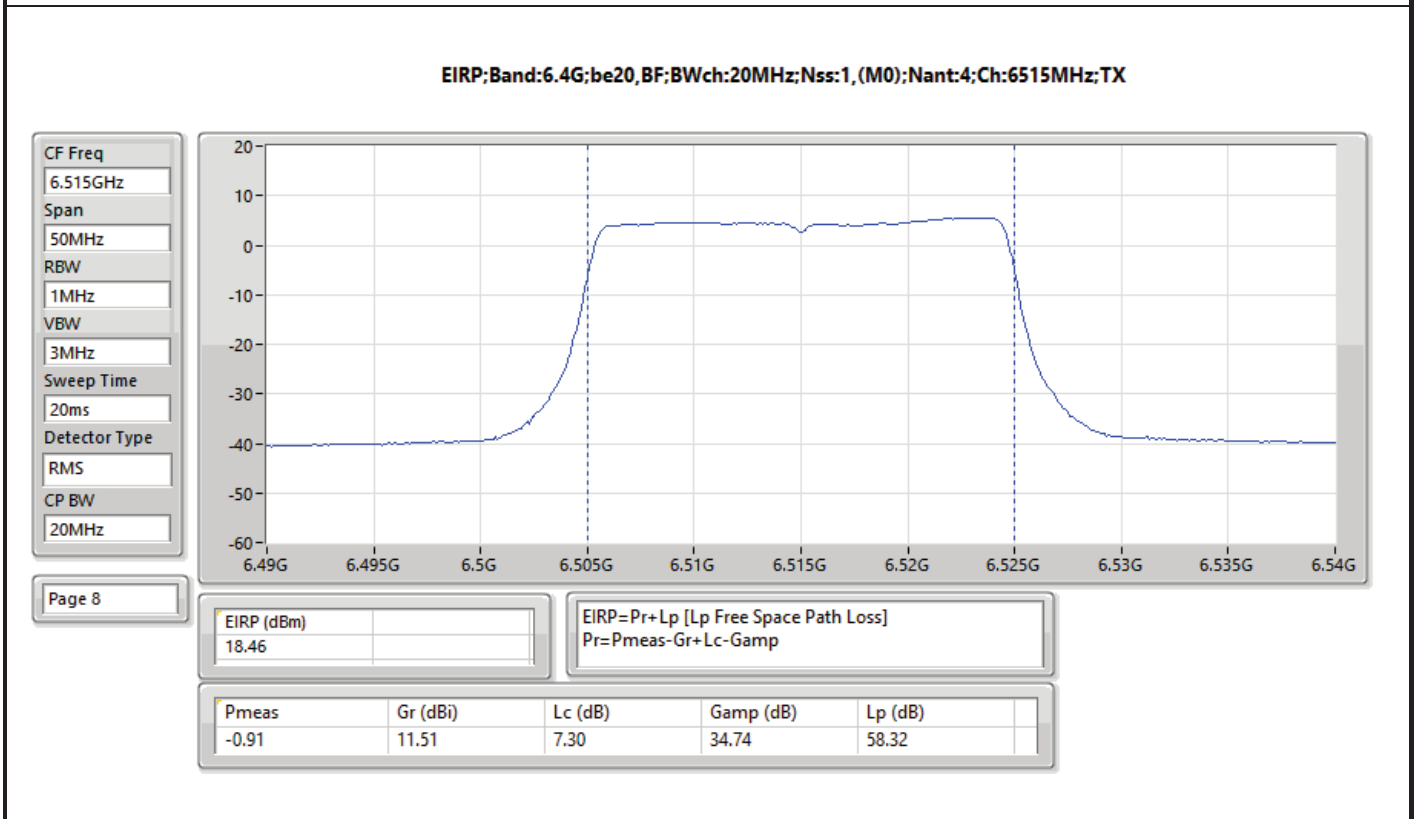
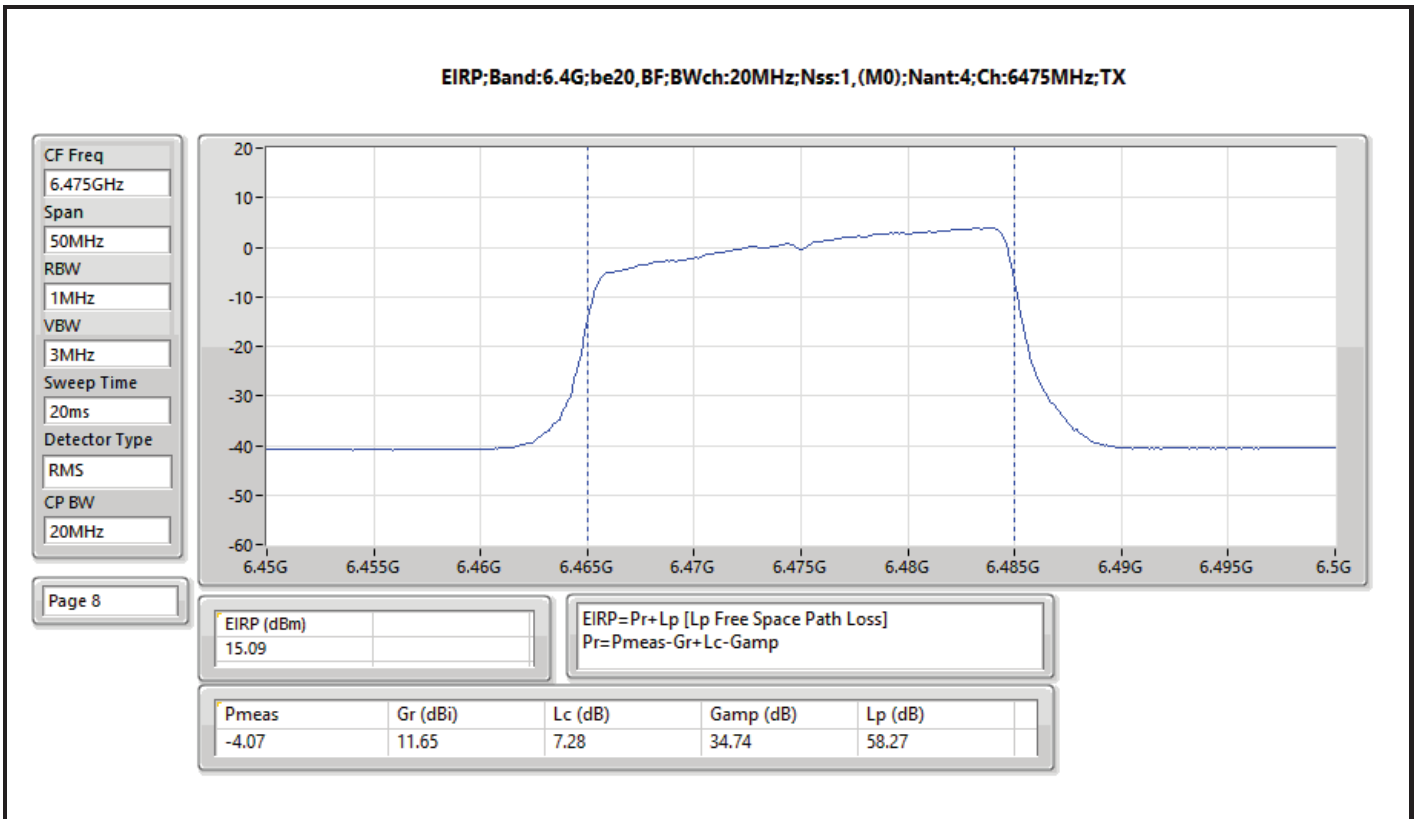
Result

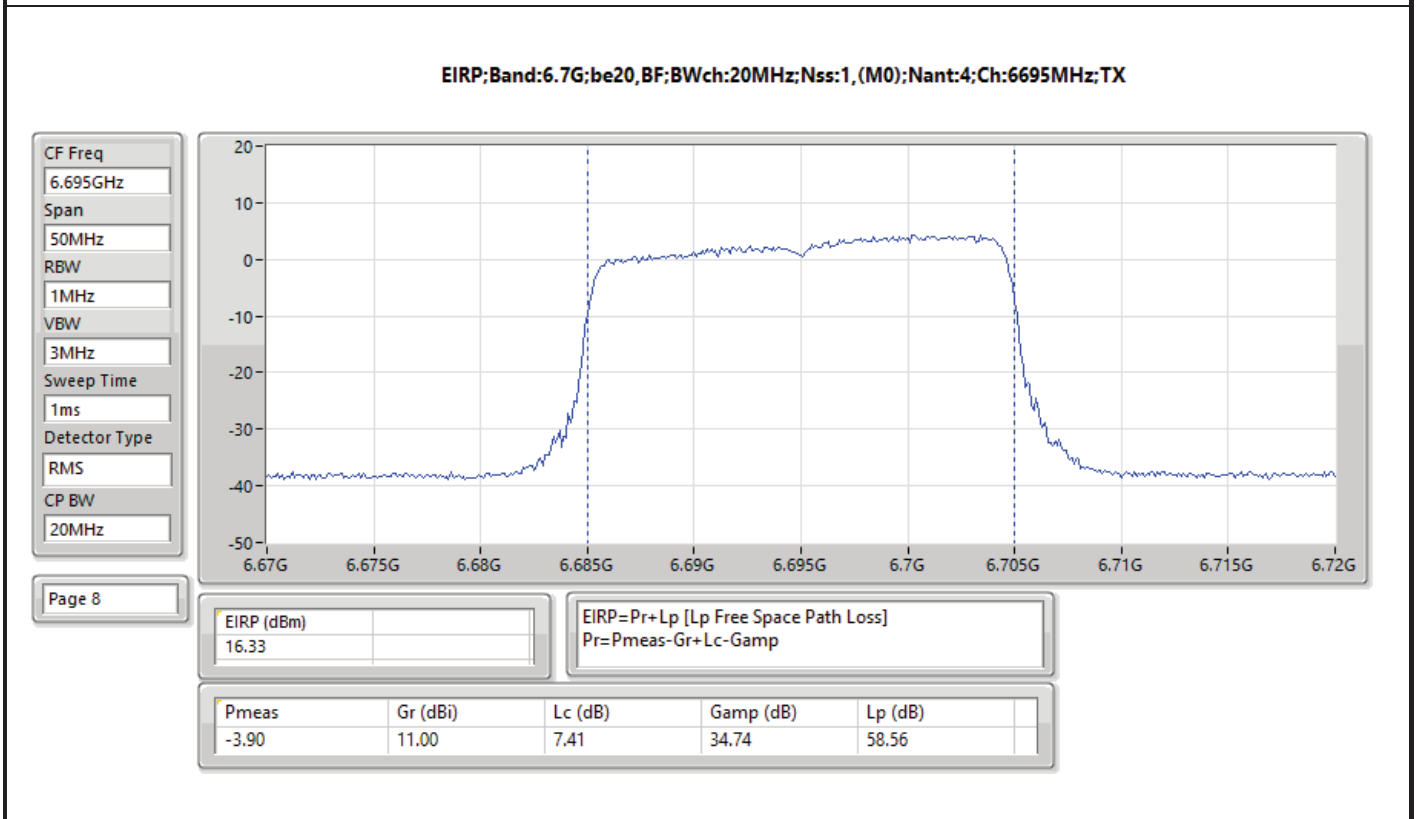
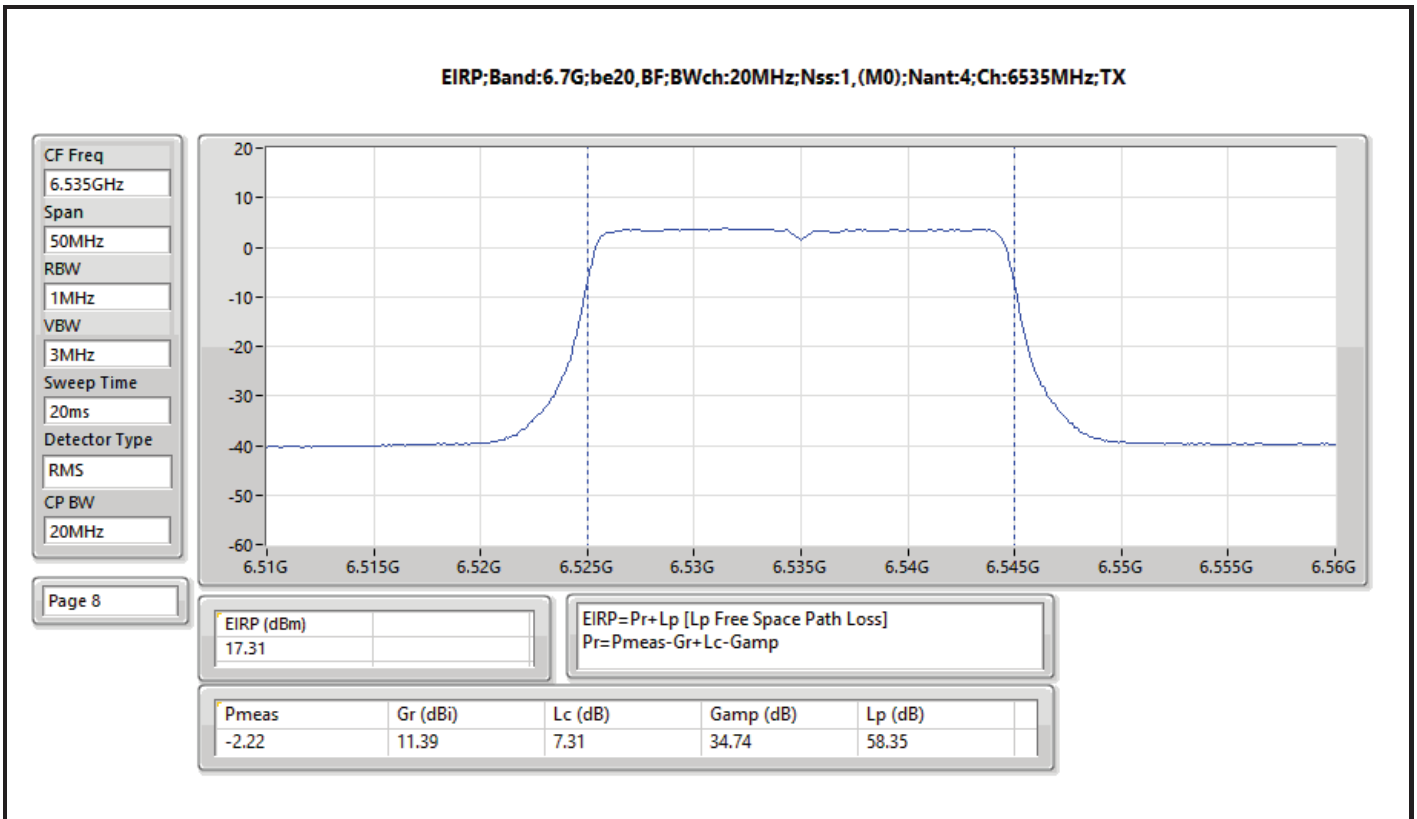
Mode	Result	EIRP (dBm)	EIRP Limit (dBm)
802.11be EHT20-BF_Nss1,(MCS0)_4TX	-	-	-
5955MHz	Pass	15.71	30.00
6195MHz	Pass	17.82	30.00
6415MHz	Pass	17.58	30.00
6435MHz	Pass	16.70	30.00
6475MHz	Pass	15.09	30.00
6515MHz	Pass	18.46	30.00
6535MHz	Pass	17.31	30.00
6695MHz	Pass	16.33	30.00
6875MHz	Pass	14.71	30.00
6895MHz	Pass	16.94	30.00
6995MHz	Pass	17.26	30.00
7095MHz	Pass	16.31	30.00
7115MHz	Pass	14.66	30.00
802.11be EHT40-BF_Nss1,(MCS0)_4TX	-	-	-
5965MHz	Pass	19.18	30.00
6205MHz	Pass	21.17	30.00
6405MHz	Pass	22.37	30.00
6445MHz	Pass	23.40	30.00
6485MHz	Pass	20.25	30.00
6525MHz	Pass	20.03	30.00
6565MHz	Pass	19.94	30.00
6685MHz	Pass	19.35	30.00
6885MHz	Pass	22.88	30.00
6925MHz	Pass	20.54	30.00
7005MHz	Pass	21.51	30.00
7085MHz	Pass	20.78	30.00
802.11be EHT80-BF_Nss1,(MCS0)_4TX	-	-	-
5985MHz	Pass	21.70	30.00
6225MHz	Pass	22.52	30.00
6385MHz	Pass	23.83	30.00
6465MHz	Pass	23.27	30.00
6545MHz	Pass	23.73	30.00
6625MHz	Pass	22.89	30.00
6705MHz	Pass	20.93	30.00
6785MHz	Pass	23.53	30.00
6865MHz	Pass	22.22	30.00
6945MHz	Pass	21.58	30.00
7025MHz	Pass	23.60	30.00
802.11be EHT160-BF_Nss1,(MCS0)_4TX	-	-	-
6025MHz	Pass	24.98	30.00
6185MHz	Pass	25.79	30.00
6345MHz	Pass	26.65	30.00
6505MHz	Pass	18.87	30.00
6665MHz	Pass	26.41	30.00
6825MHz	Pass	25.58	30.00
6985MHz	Pass	25.27	30.00
802.11be EHT320-BF_Nss1,(MCS0)_4TX	-	-	-
6105MHz	Pass	27.95	30.00
6265MHz	Pass	28.52	30.00
6425MHz	Pass	29.58	30.00
6585MHz	Pass	28.97	30.00
6745MHz	Pass	29.36	30.00
6905MHz	Pass	29.00	30.00

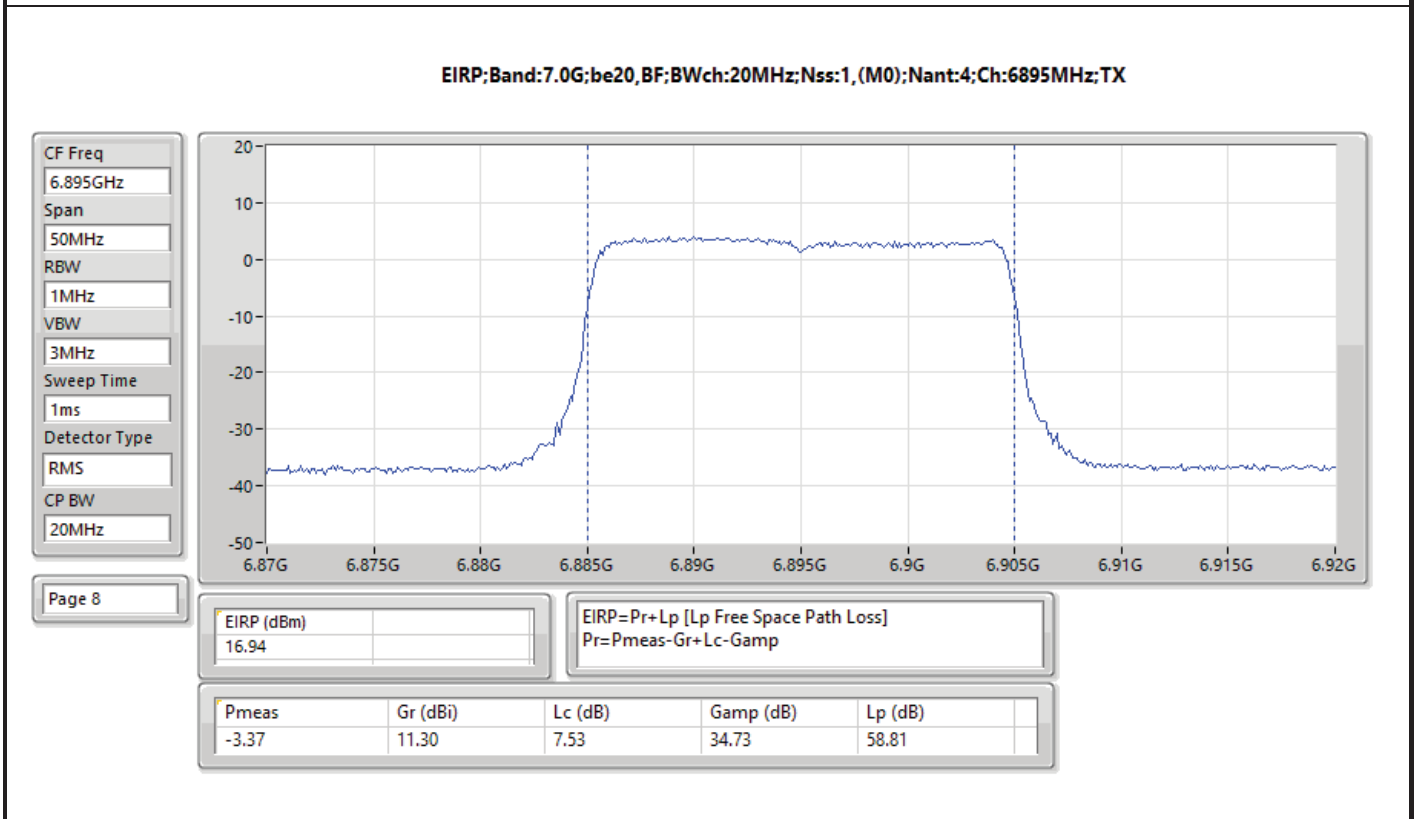
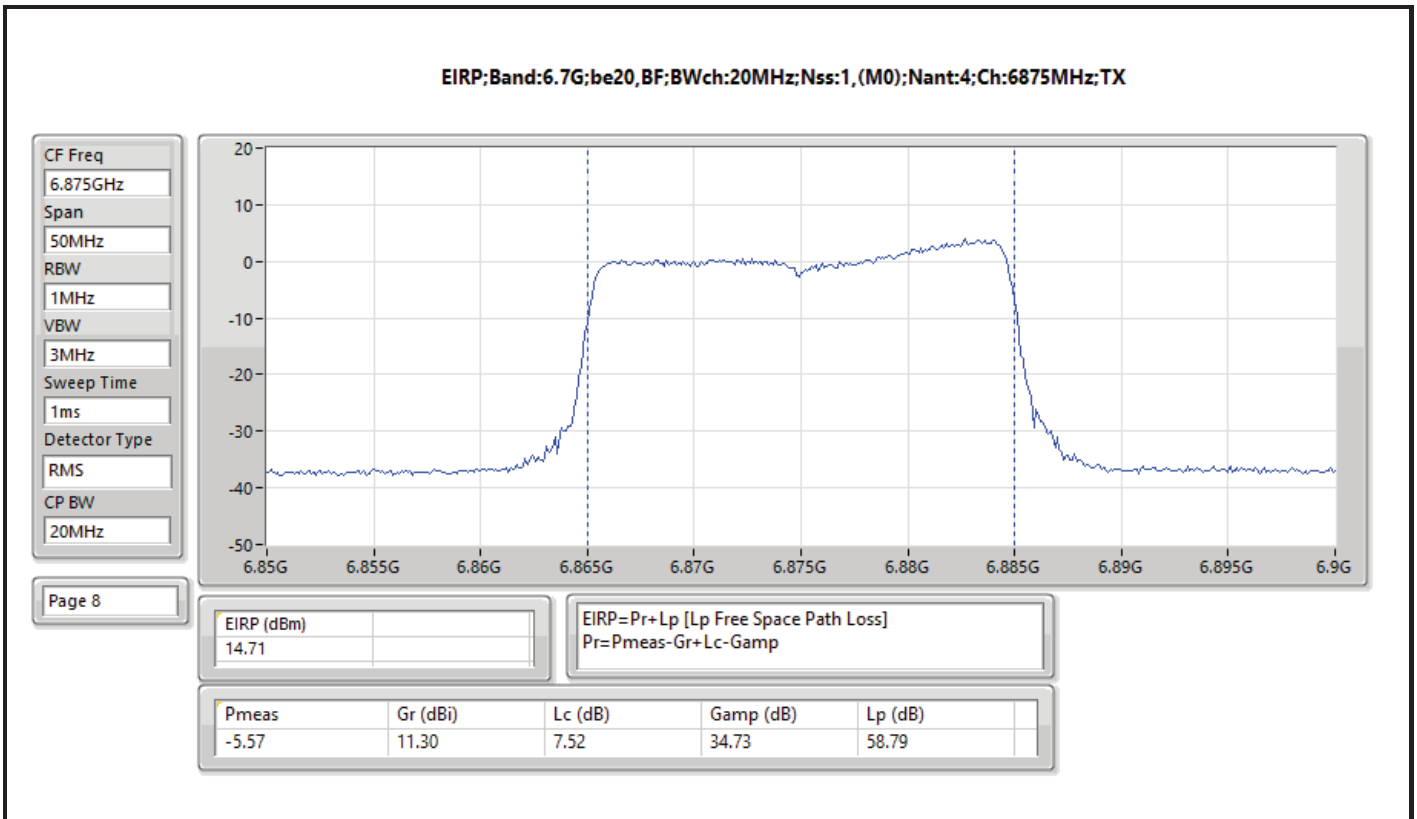
DG = Directional Gain; Port X = Port X output power







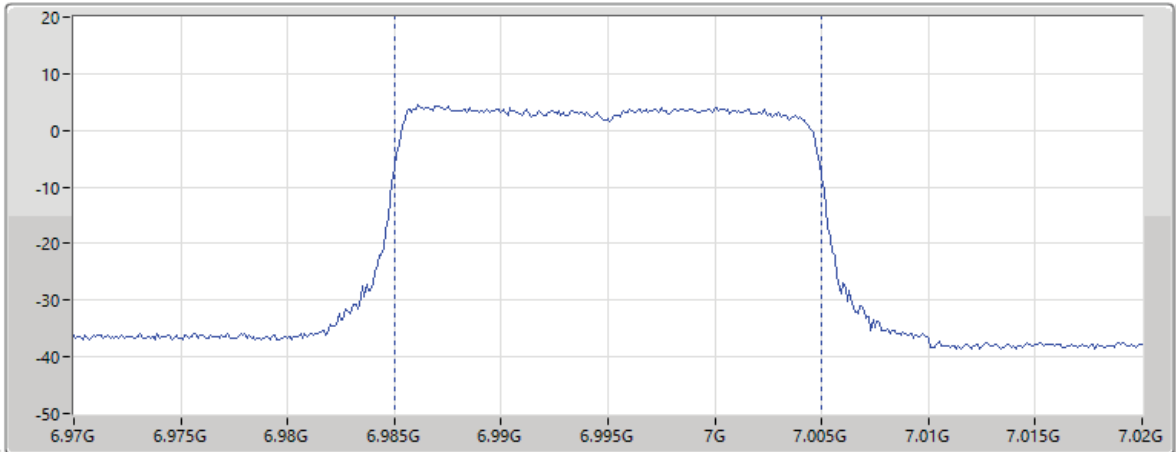






EIRP:Band:7.0G;be20,BF;BWch:20MHz;Nss:1,(M0);Nant:4;Ch:6995MHz;TX

CF Freq
6.995GHz
Span
50MHz
RBW
1MHz
VBW
3MHz
Sweep Time
1ms
Detector Type
RMS
CP BW
20MHz

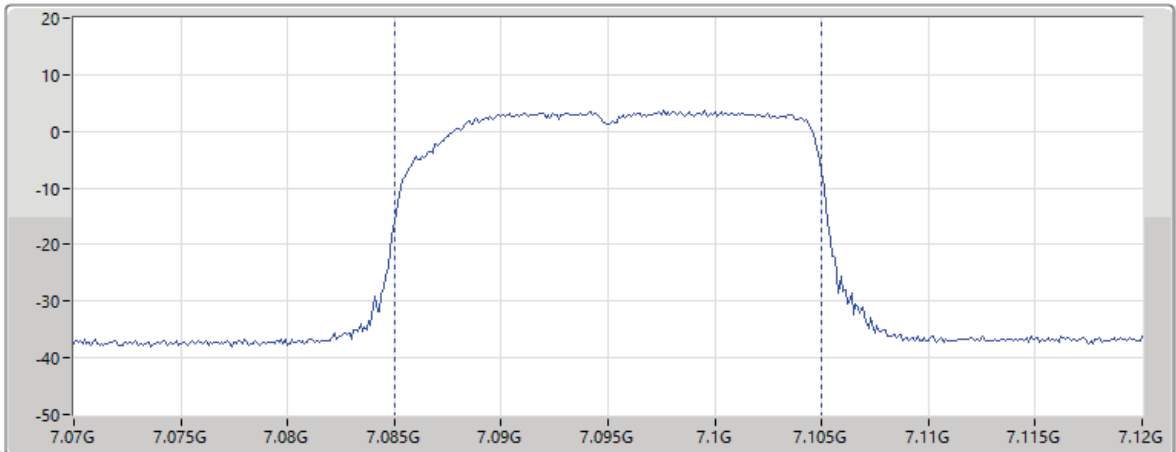


Page 8

EIRP (dBm)	EIRP=Pr+Lp [Lp Free Space Path Loss] Pr=Pmeas-Gr+Lc-Gamp			
17.26				
Pmeas	Gr (dBi)	Lc (dB)	Gamp (dB)	Lp (dB)
-3.05	11.49	7.59	34.73	58.94

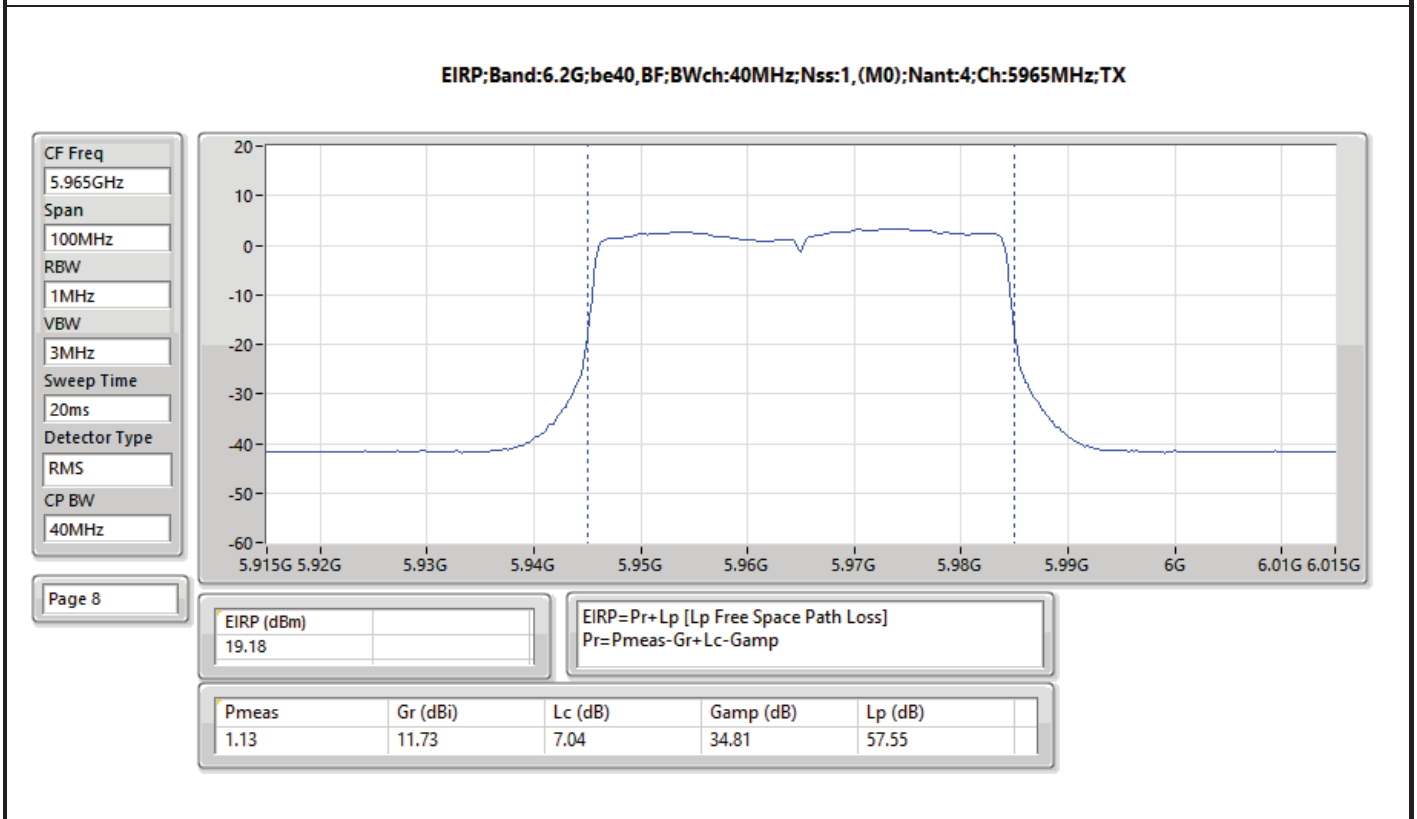
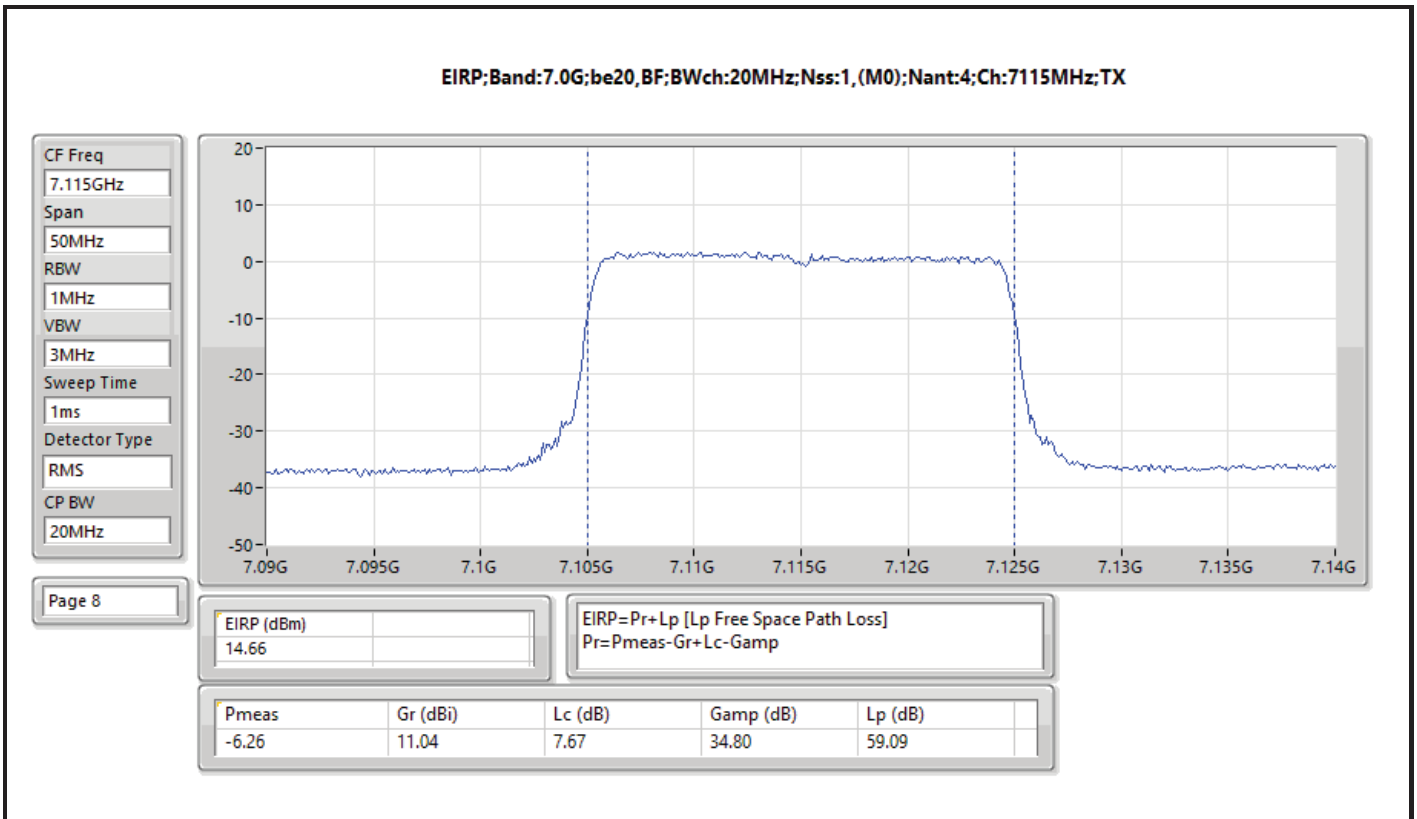
EIRP:Band:7.0G;be20,BF;BWch:20MHz;Nss:1,(M0);Nant:4;Ch:7095MHz;TX

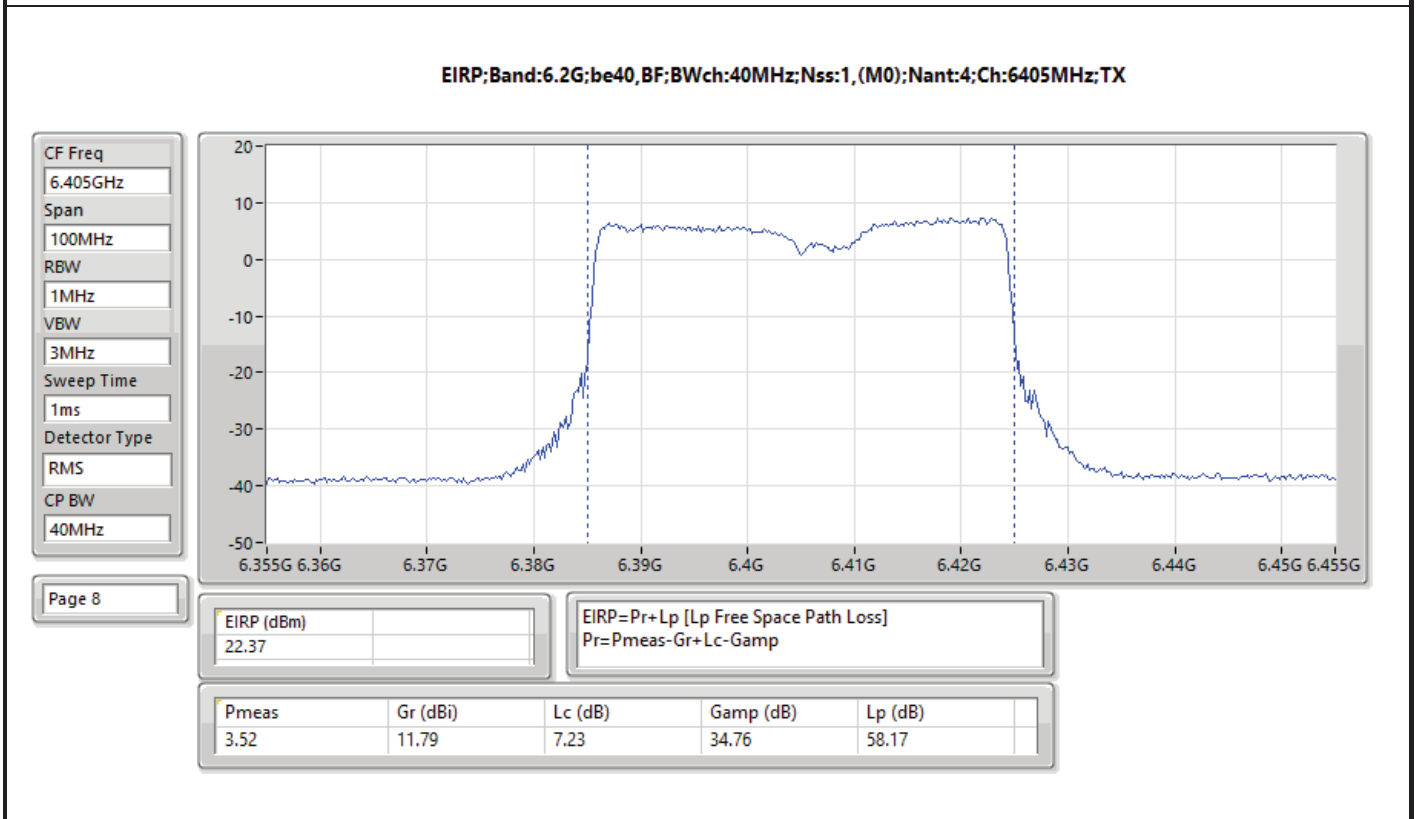
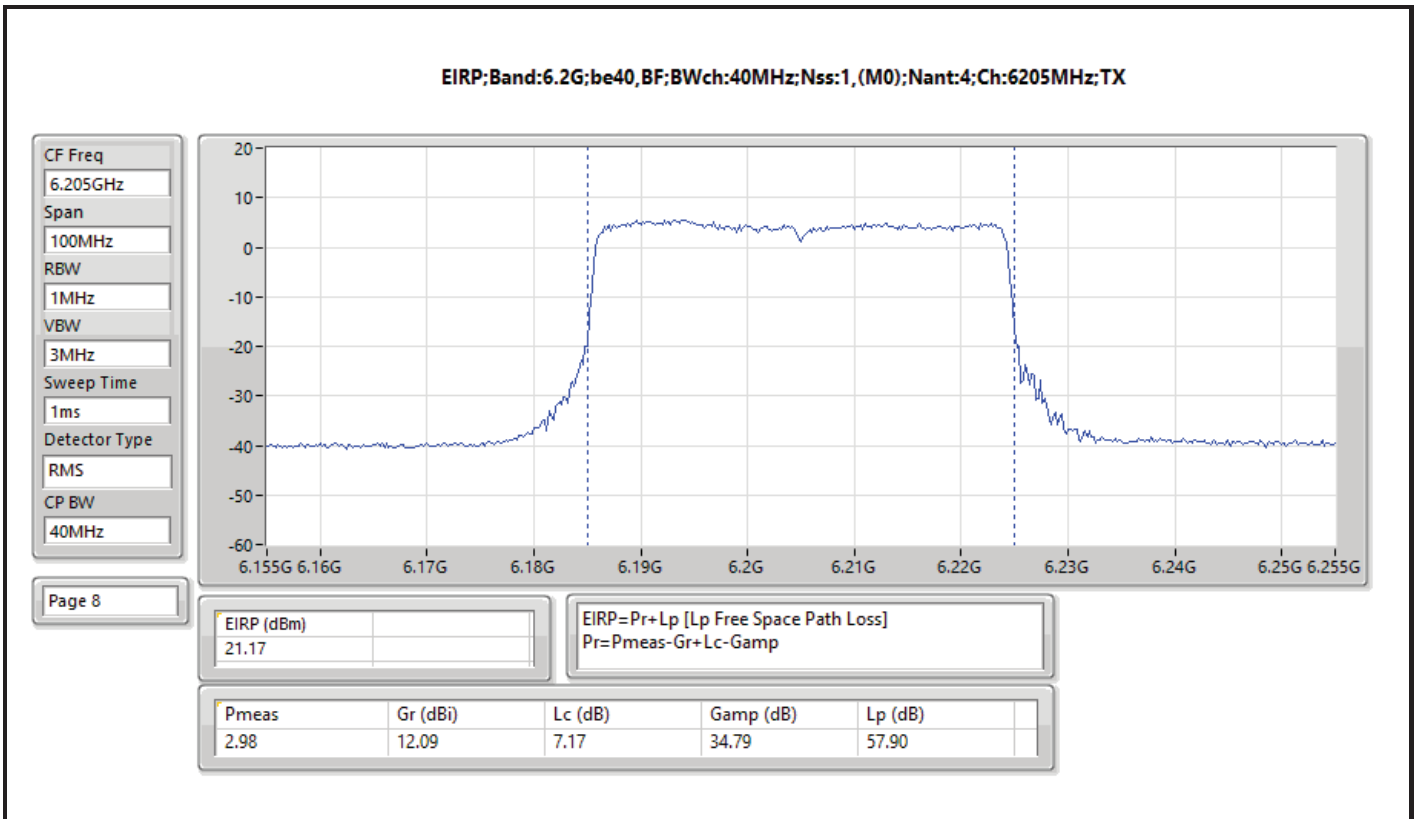
CF Freq
7.095GHz
Span
50MHz
RBW
1MHz
VBW
3MHz
Sweep Time
1ms
Detector Type
RMS
CP BW
20MHz

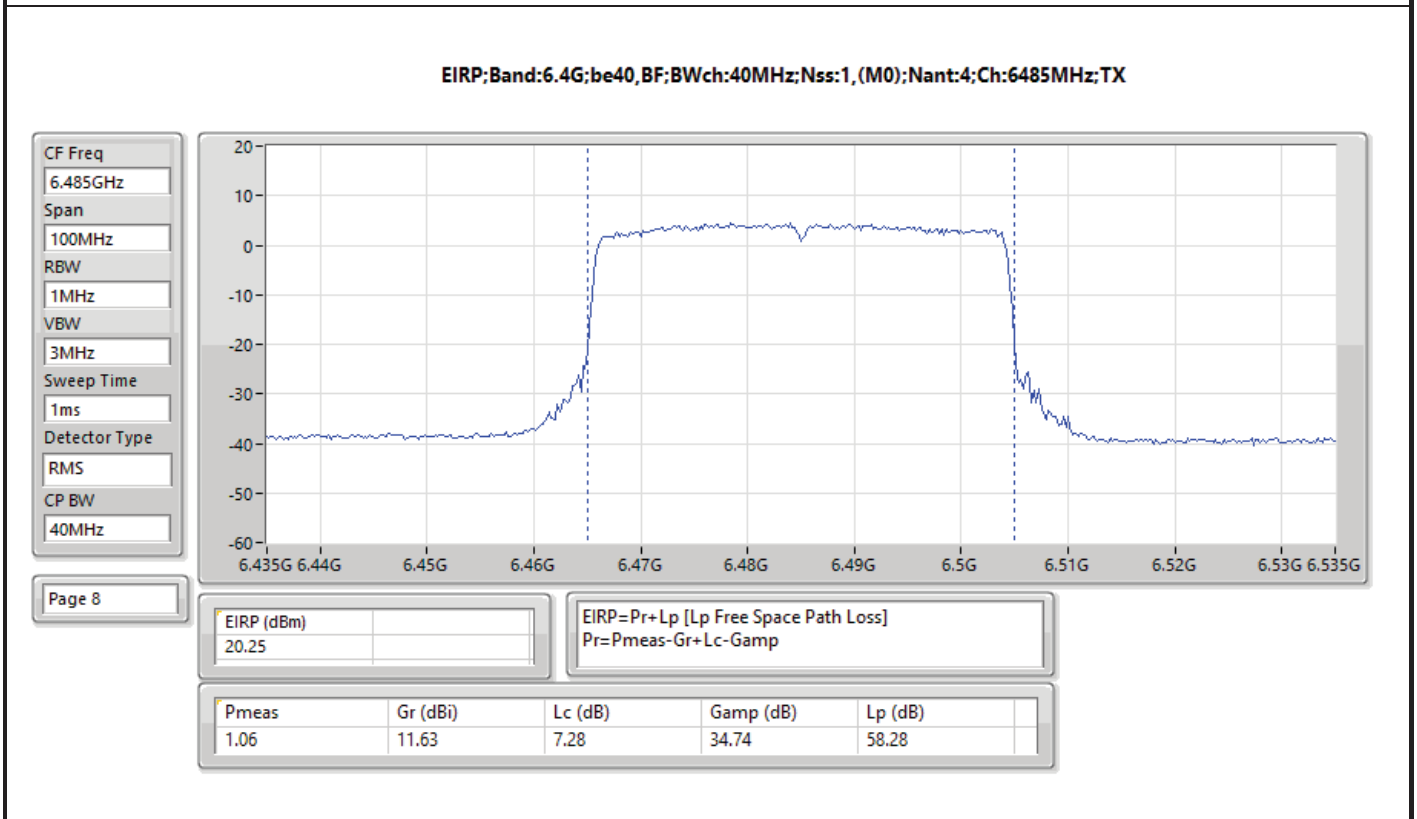
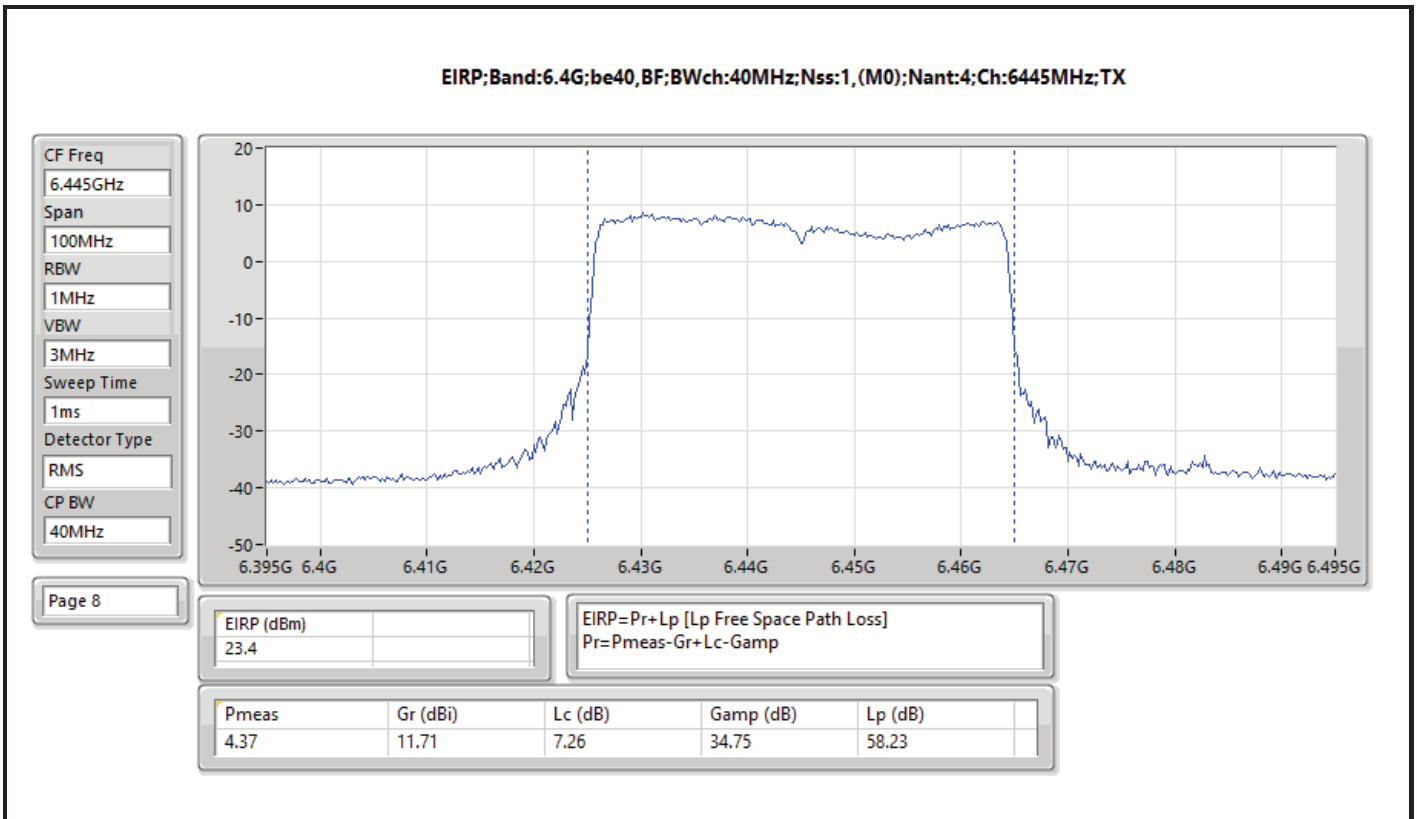


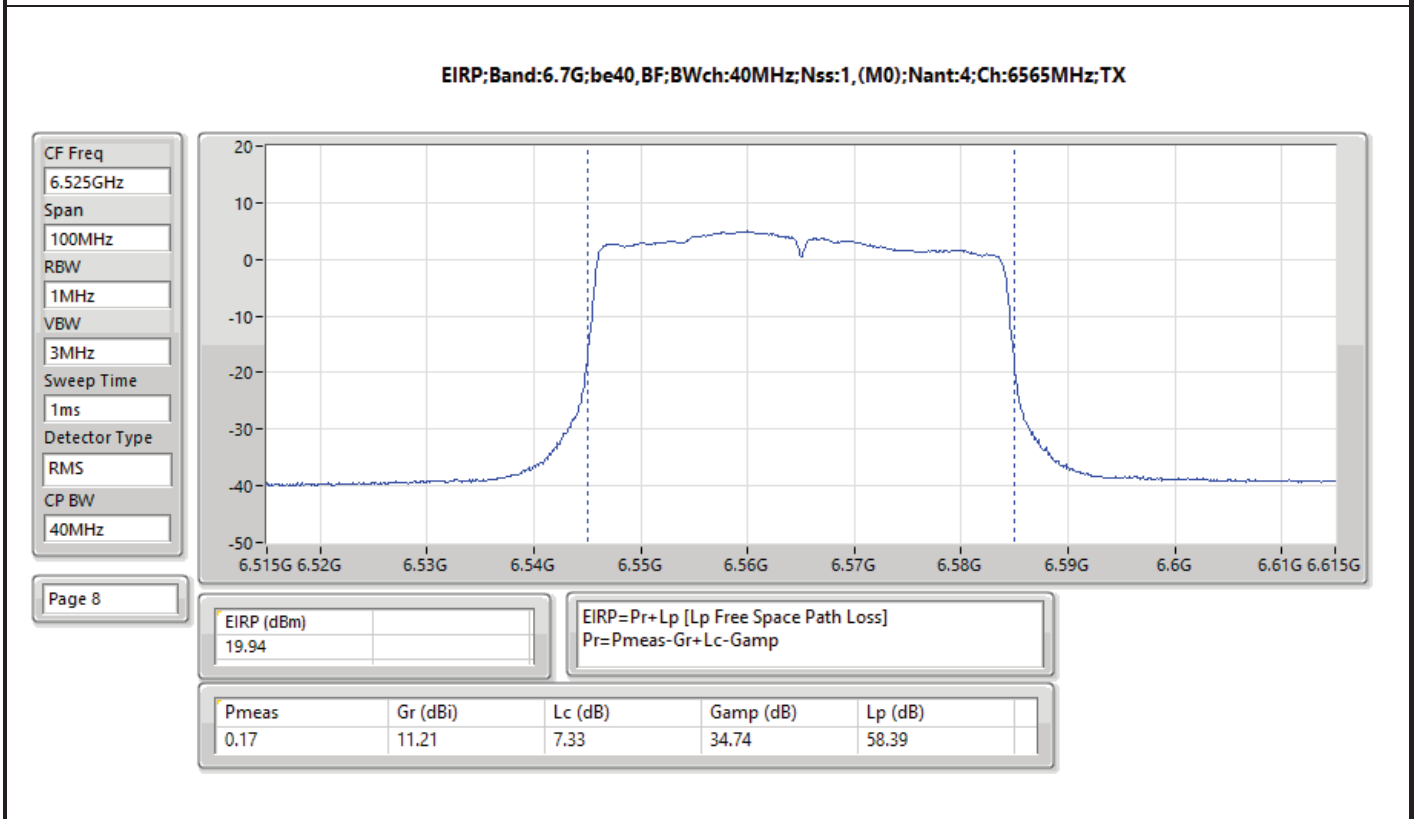
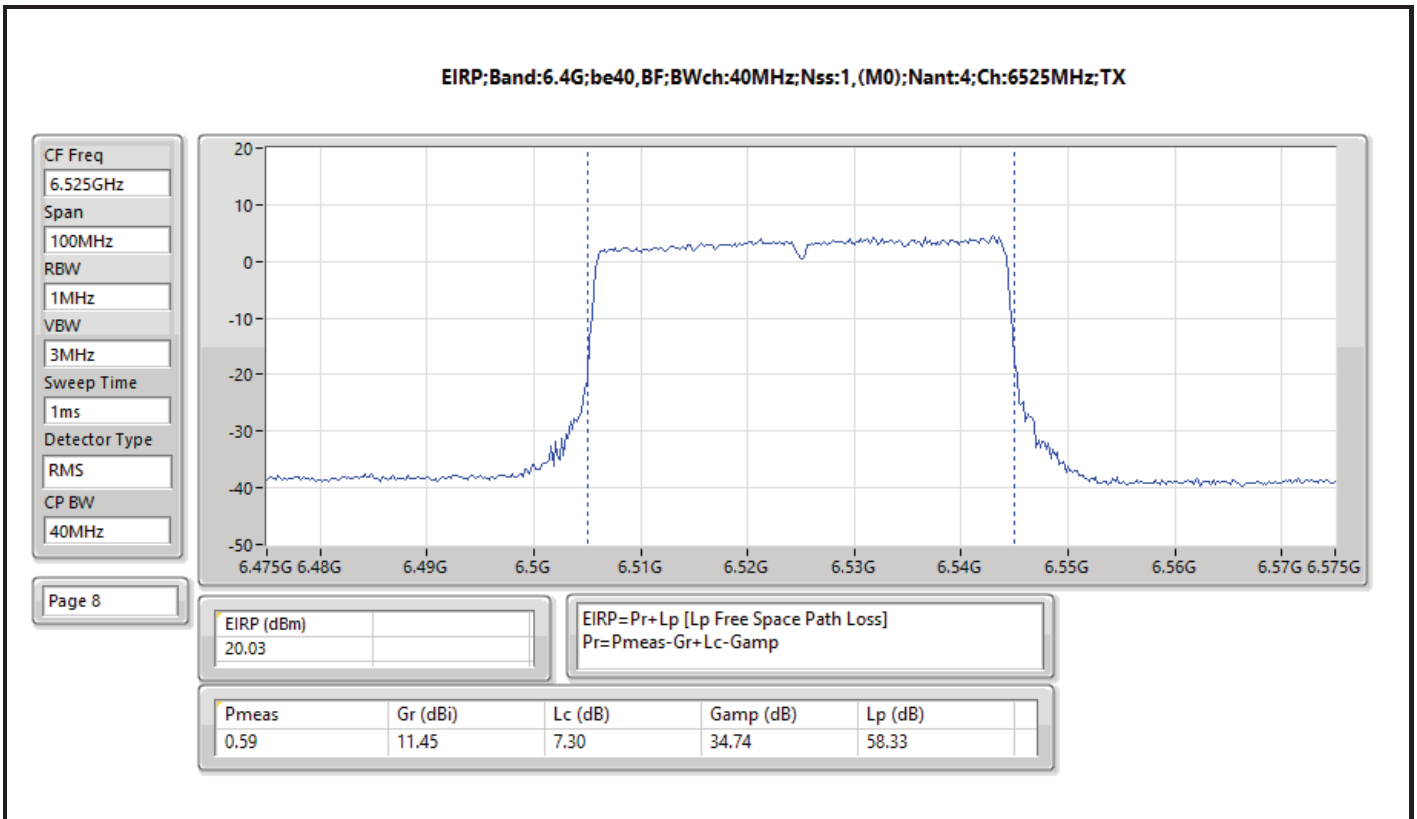
Page 8

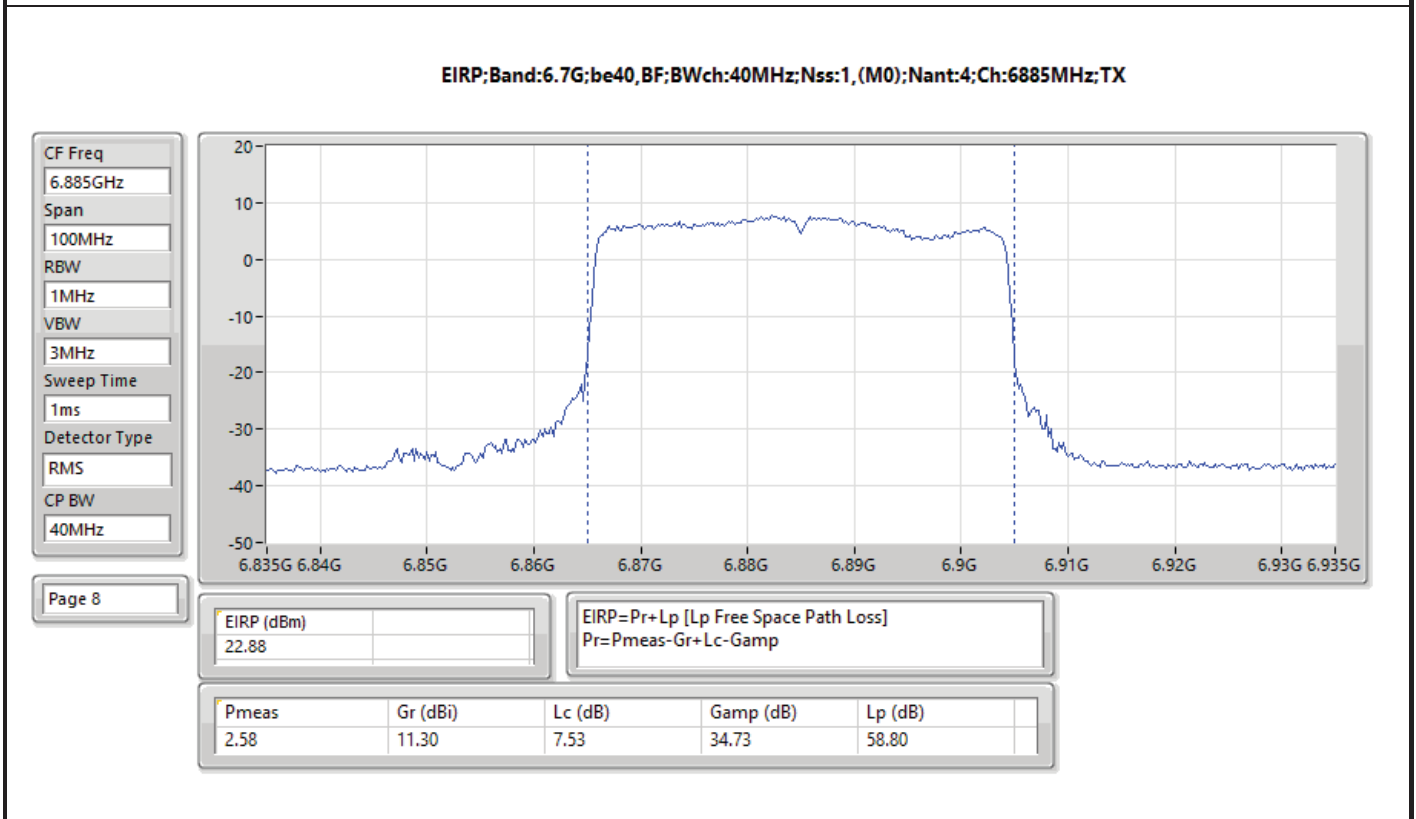
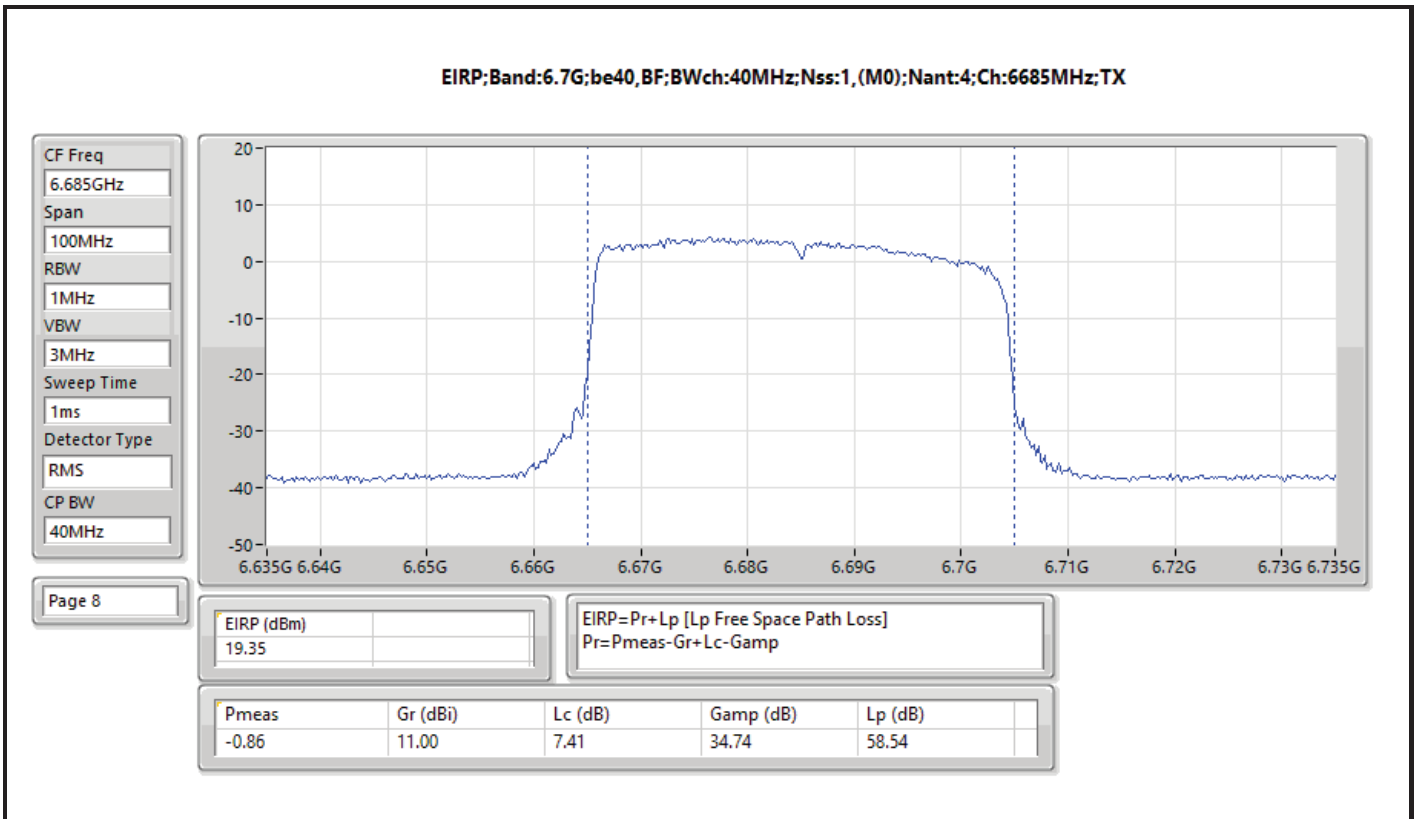
EIRP (dBm)	EIRP=Pr+Lp [Lp Free Space Path Loss] Pr=Pmeas-Gr+Lc-Gamp			
16.31				
Pmeas	Gr (dBi)	Lc (dB)	Gamp (dB)	Lp (dB)
-4.50	11.12	7.66	34.79	59.06

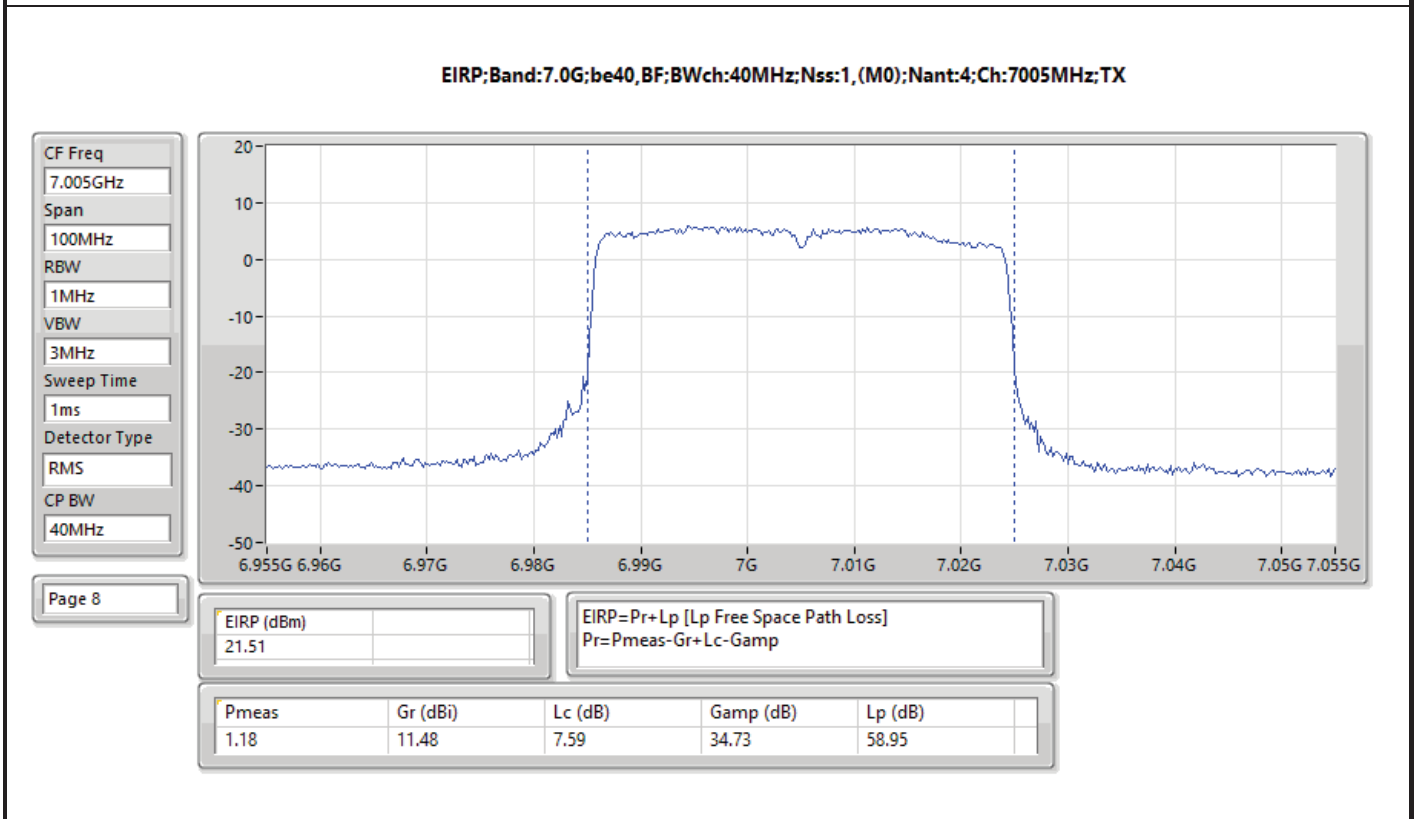
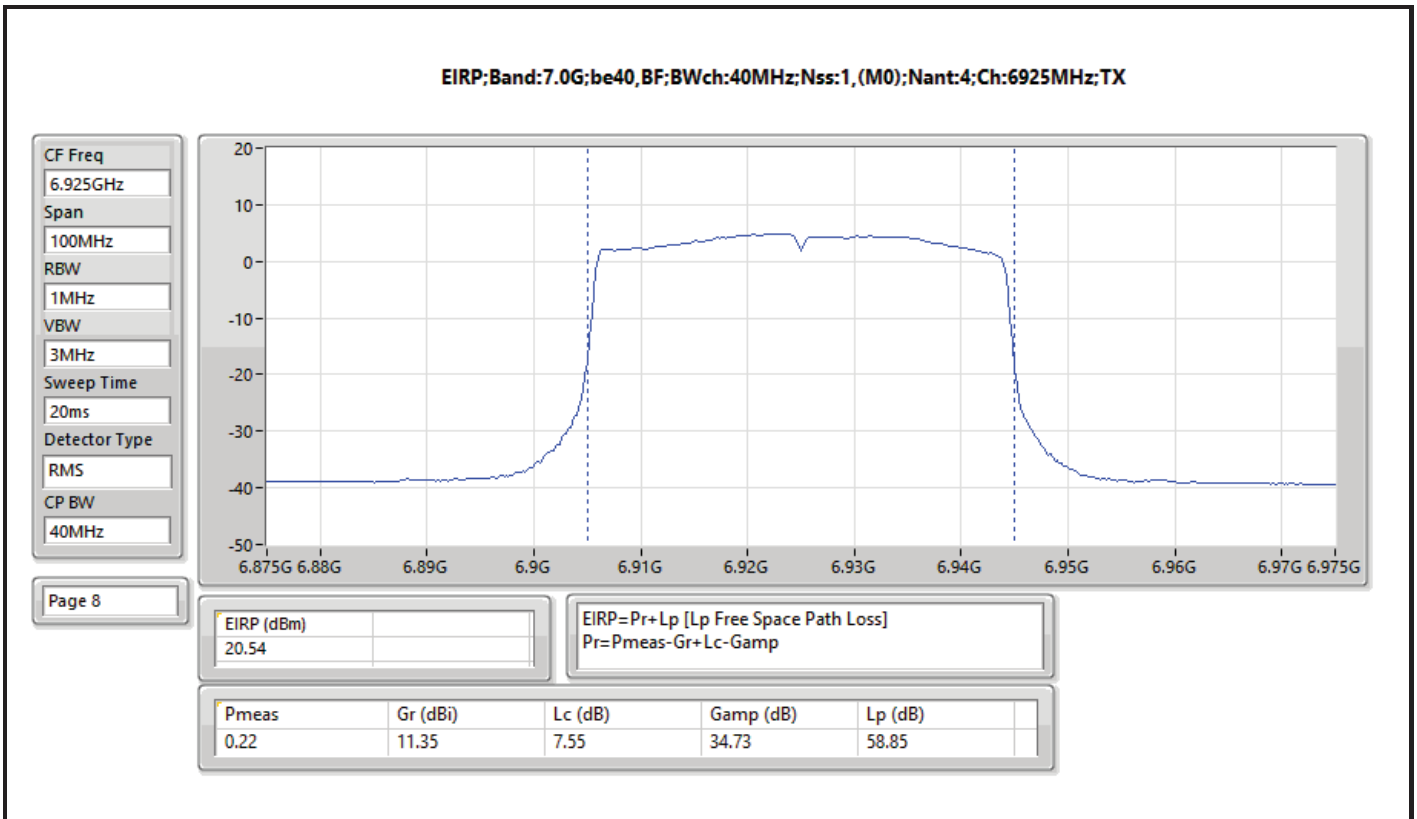


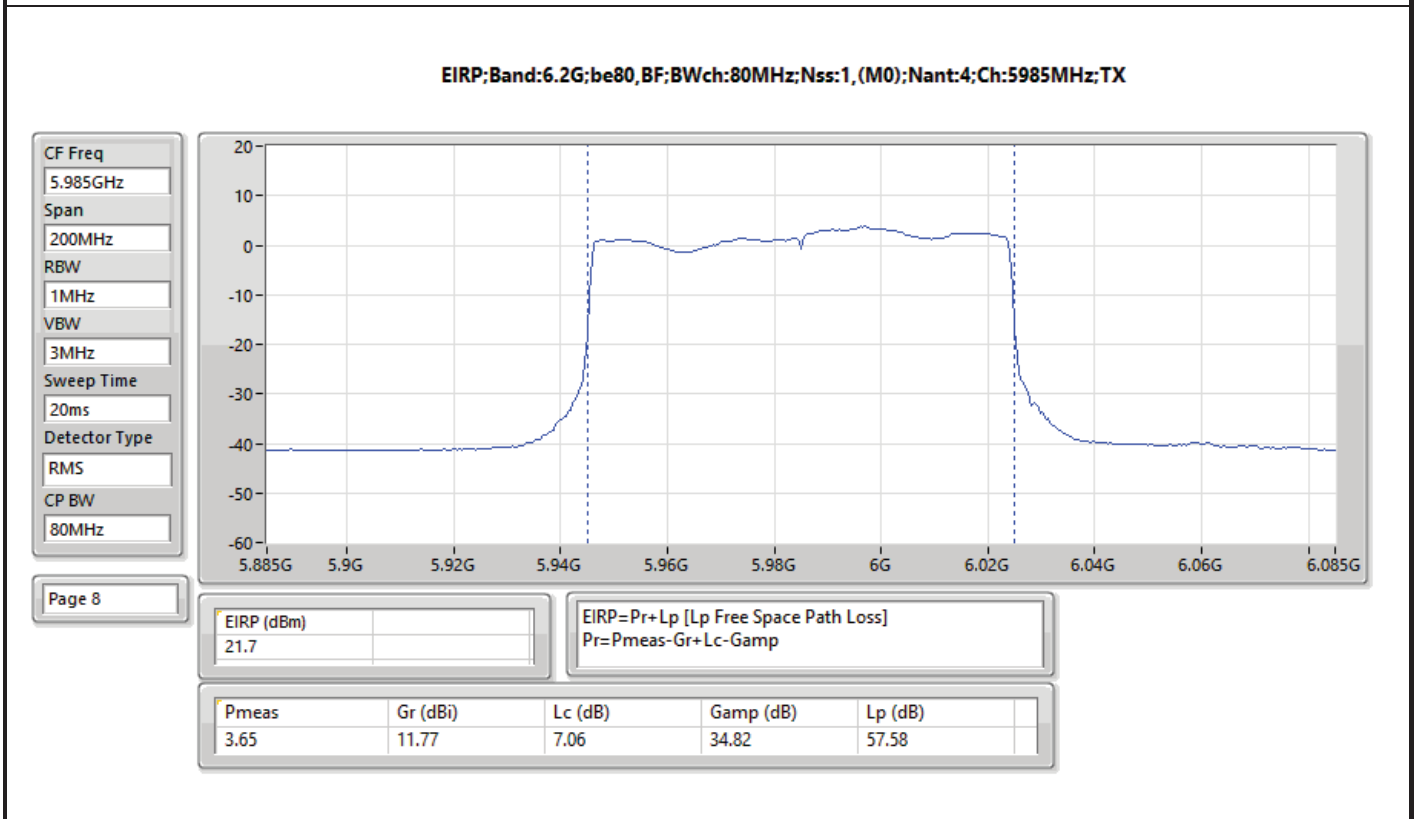
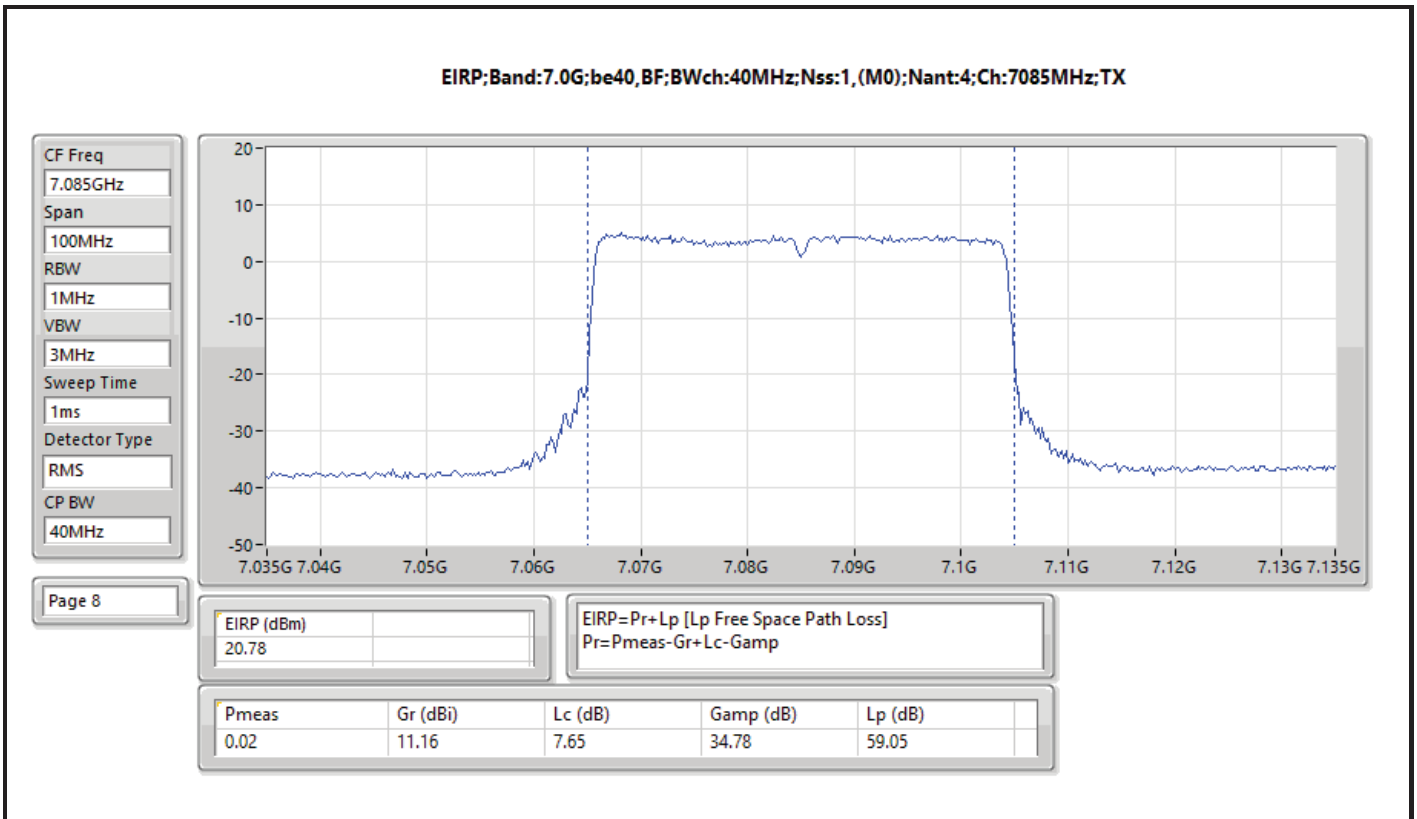


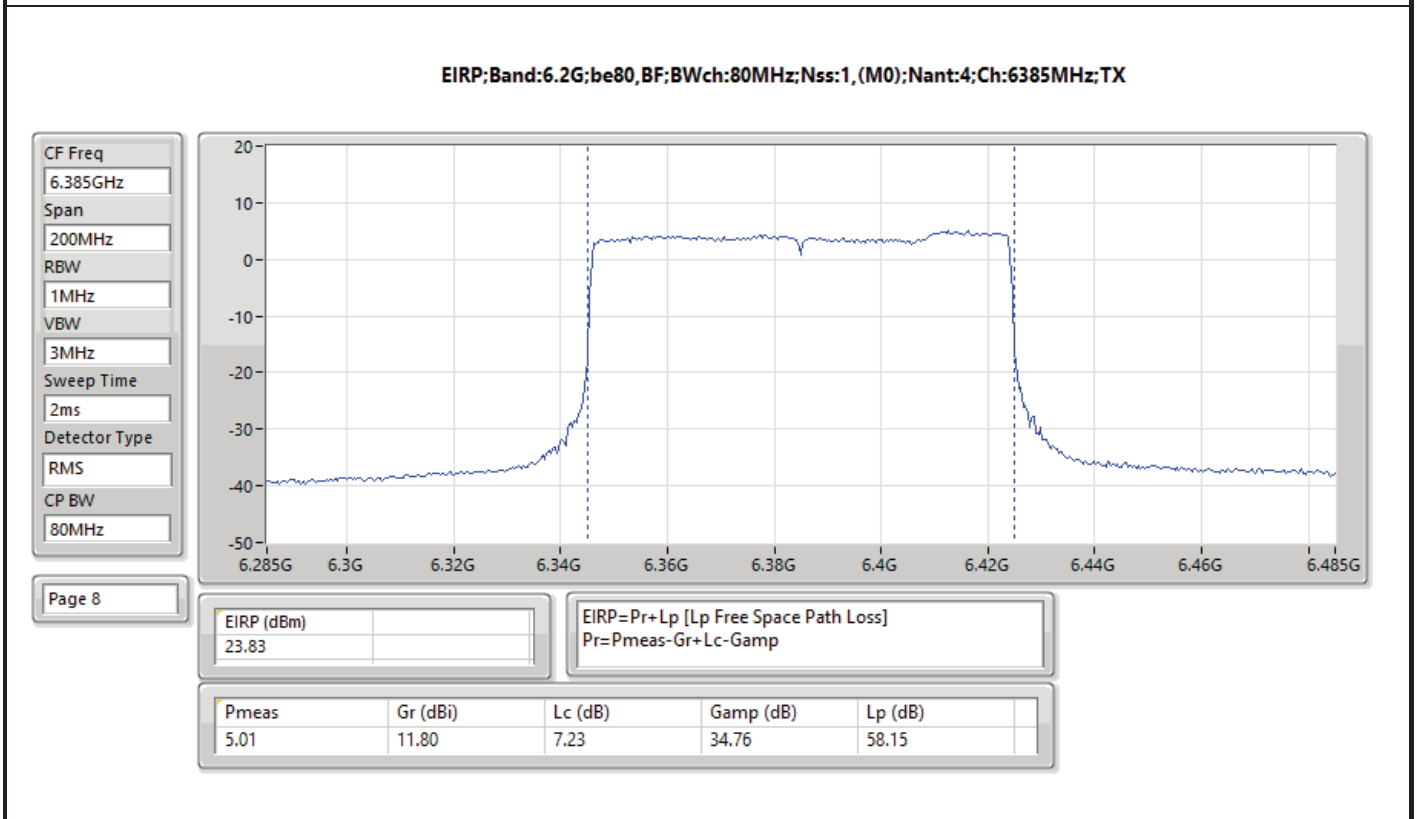
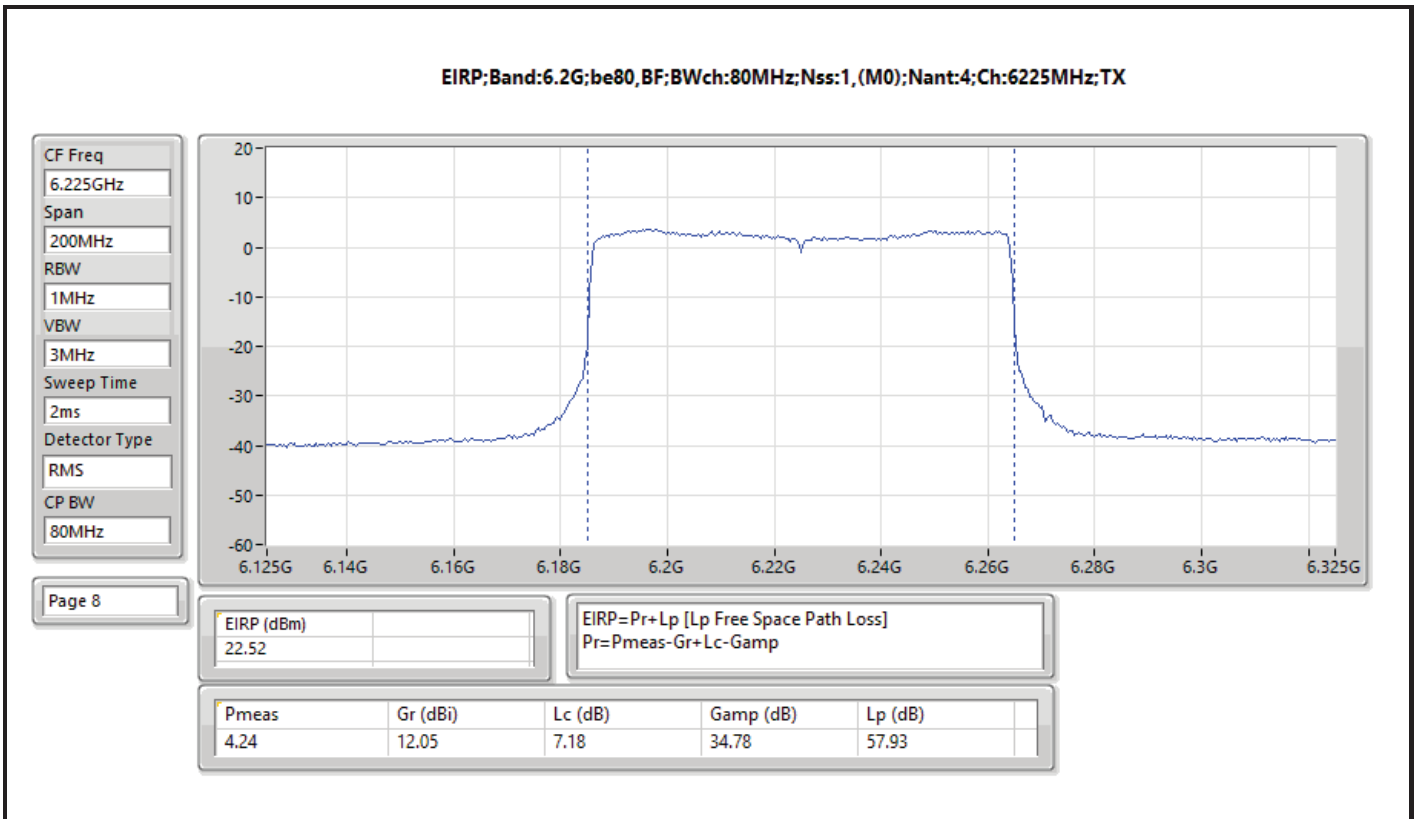


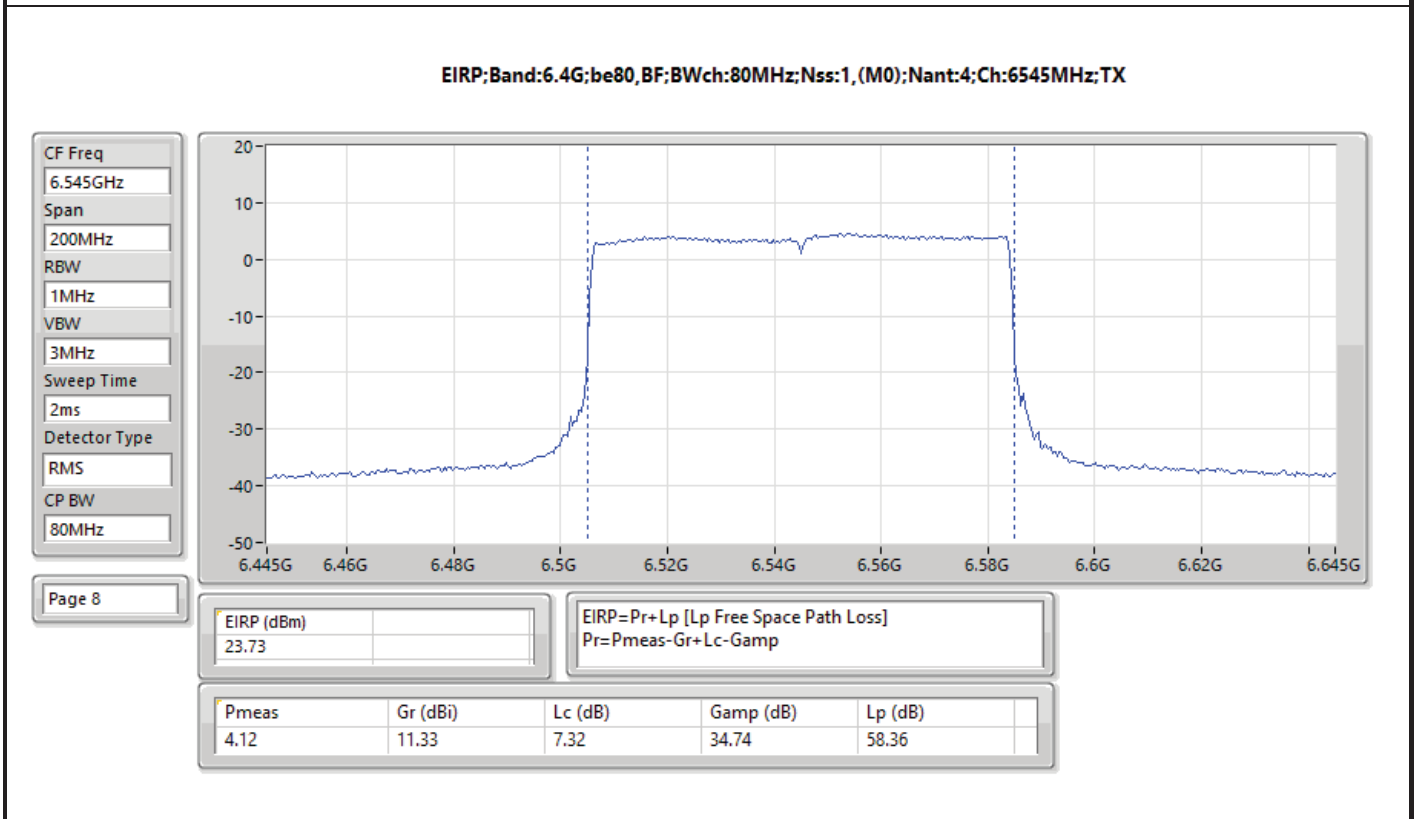
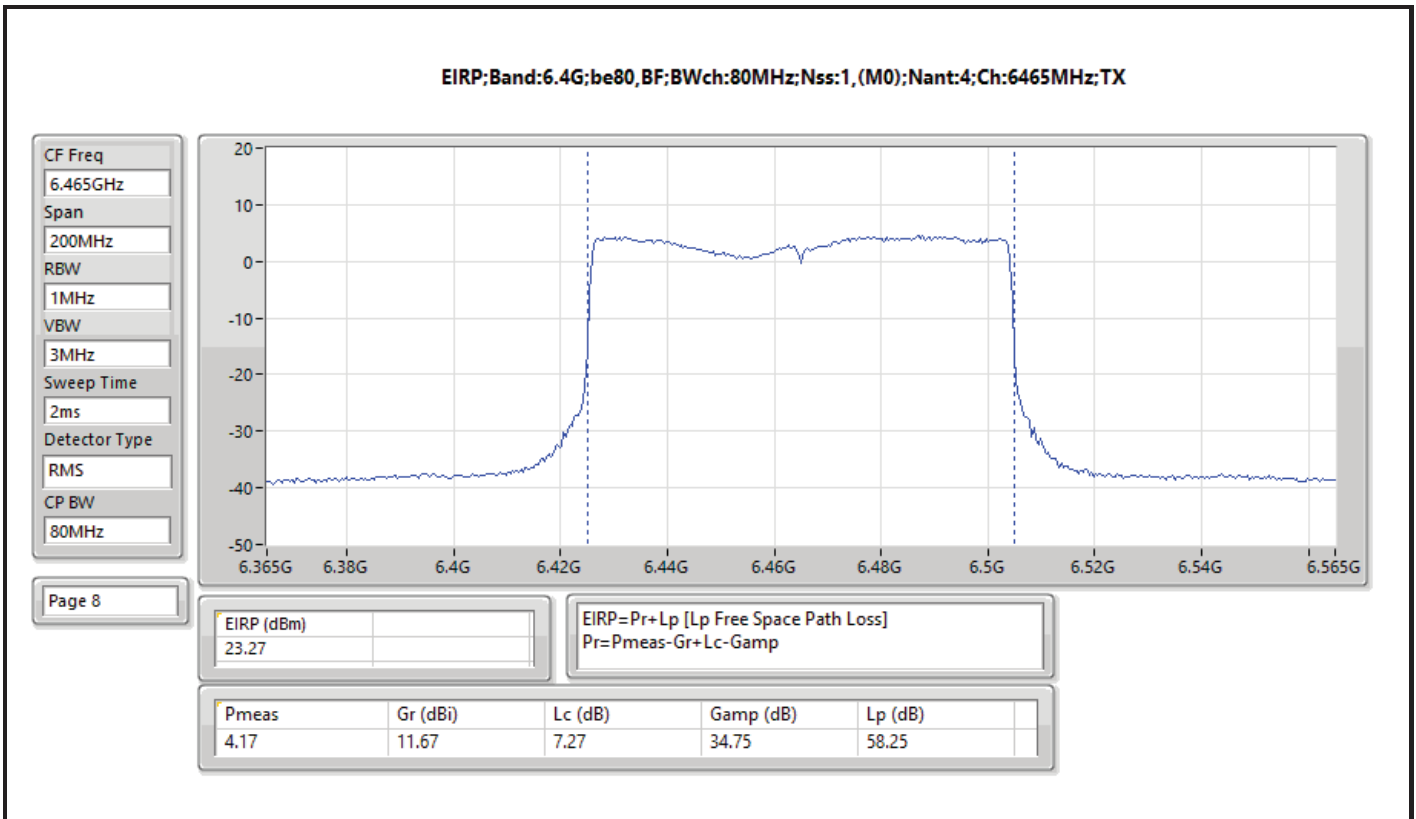


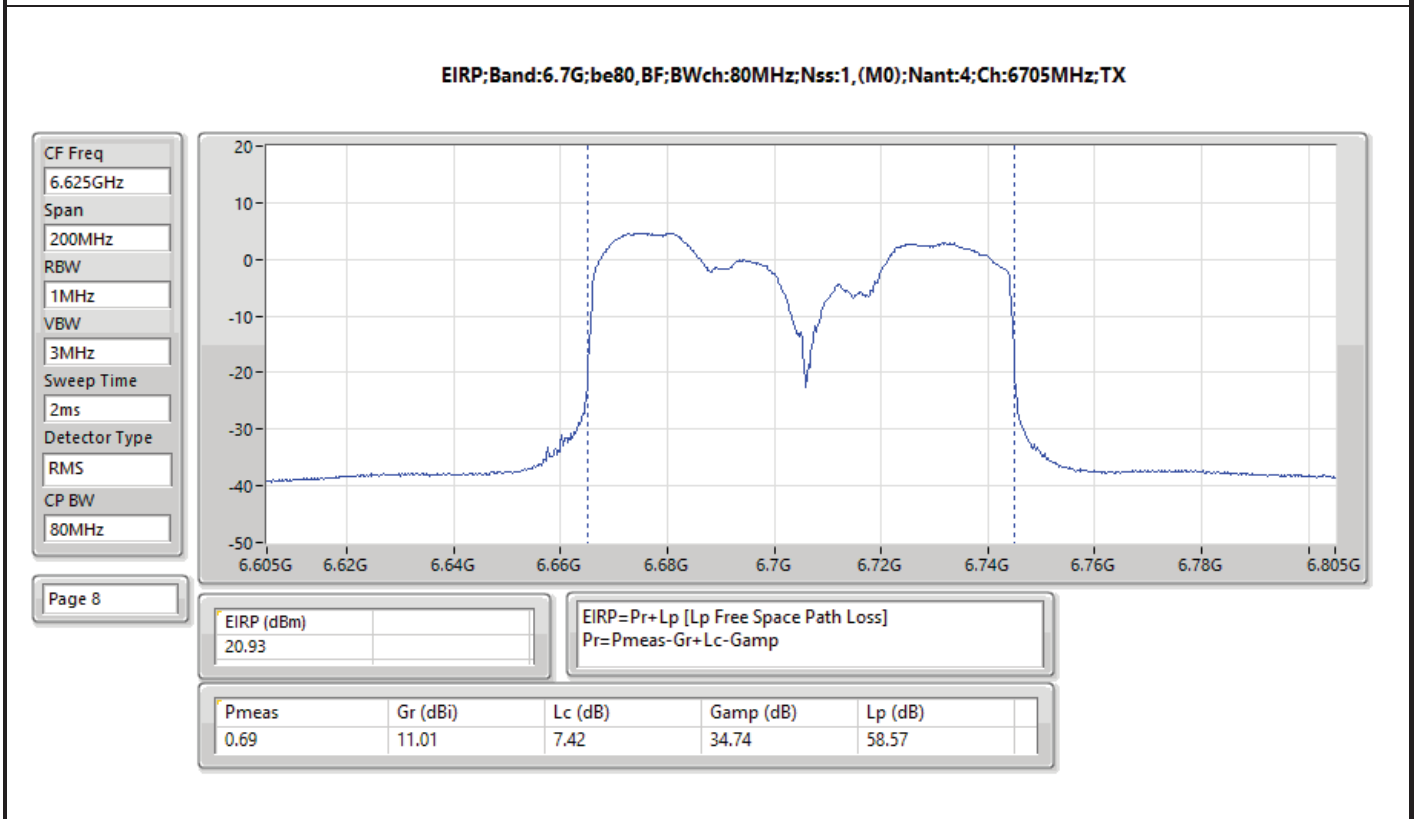
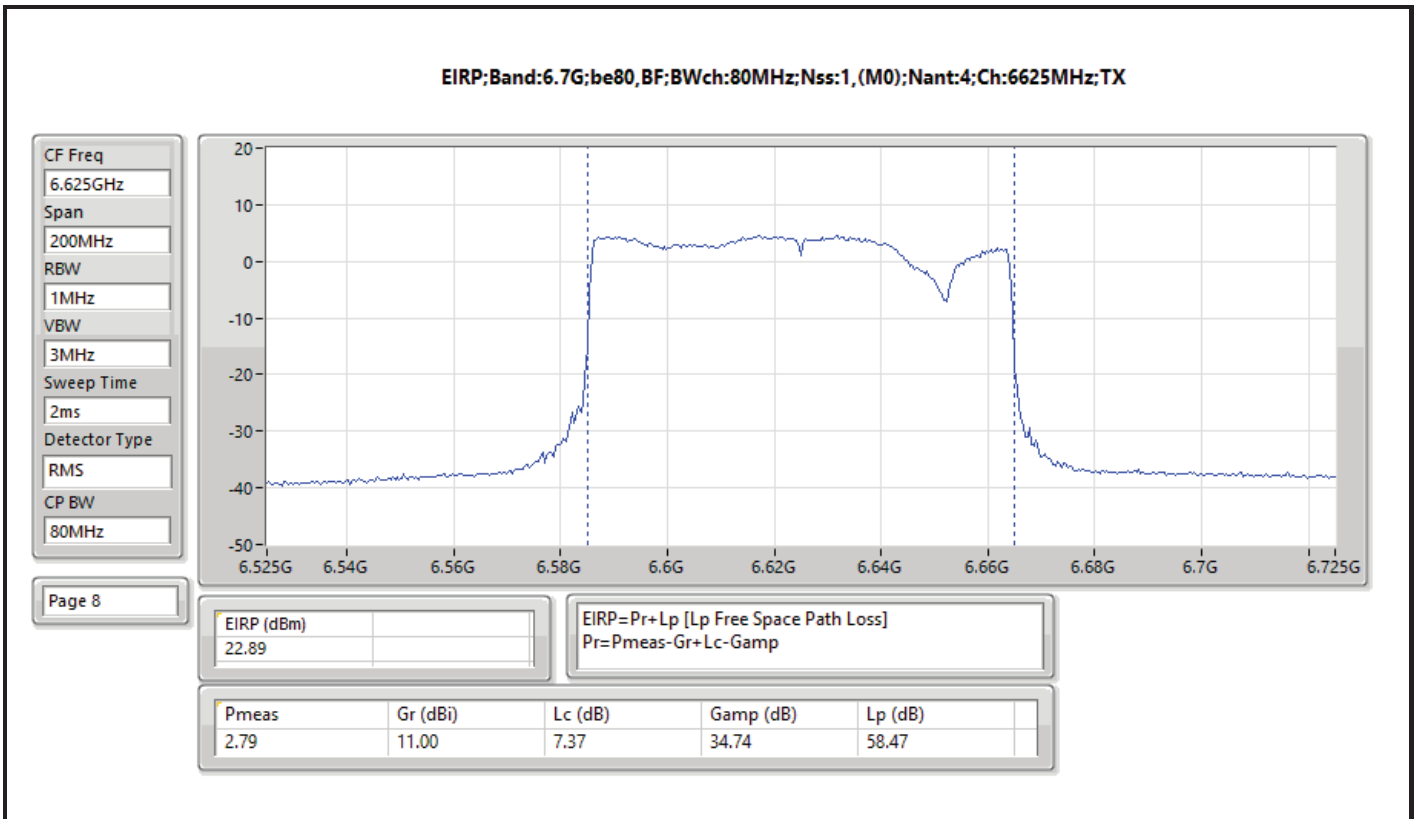


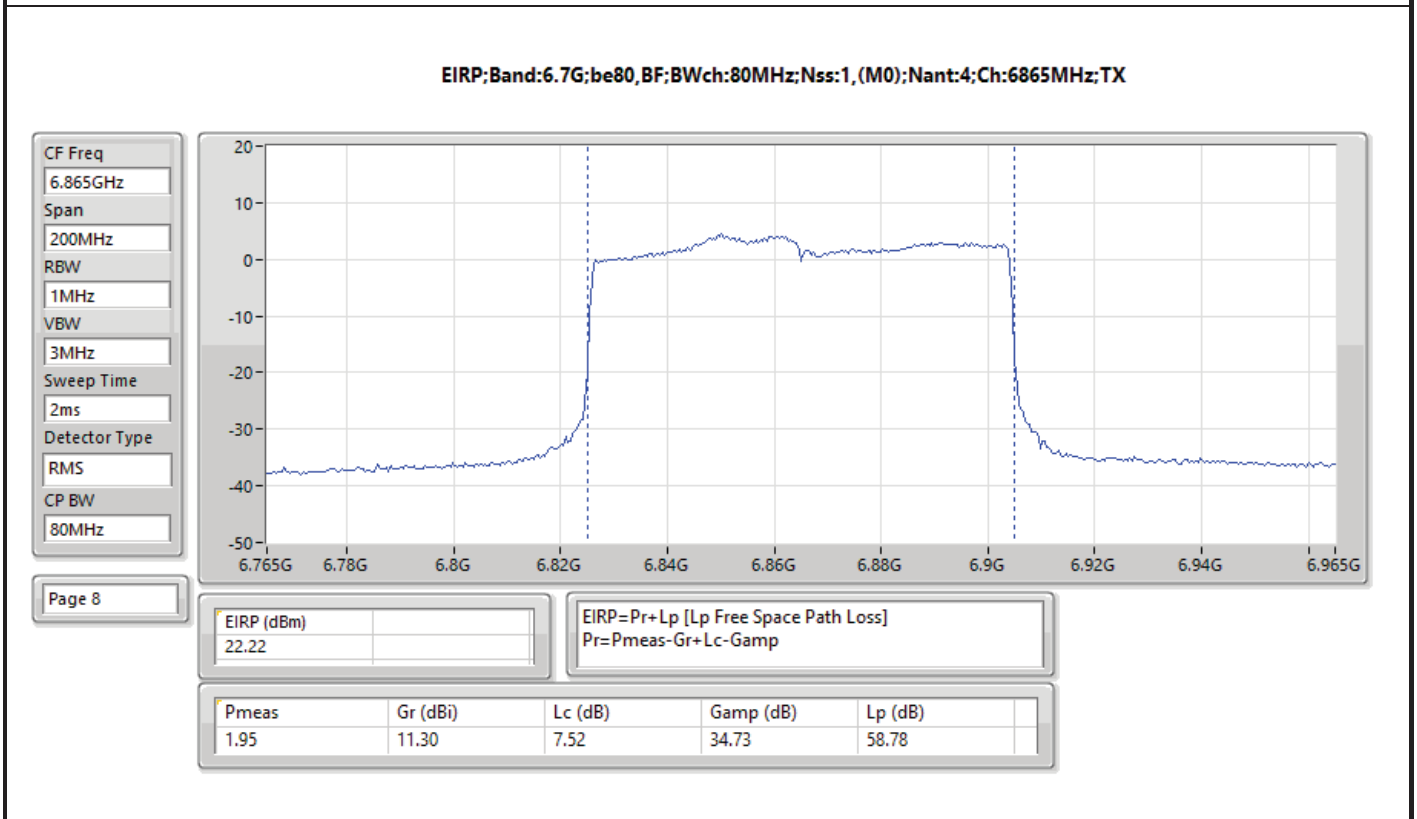
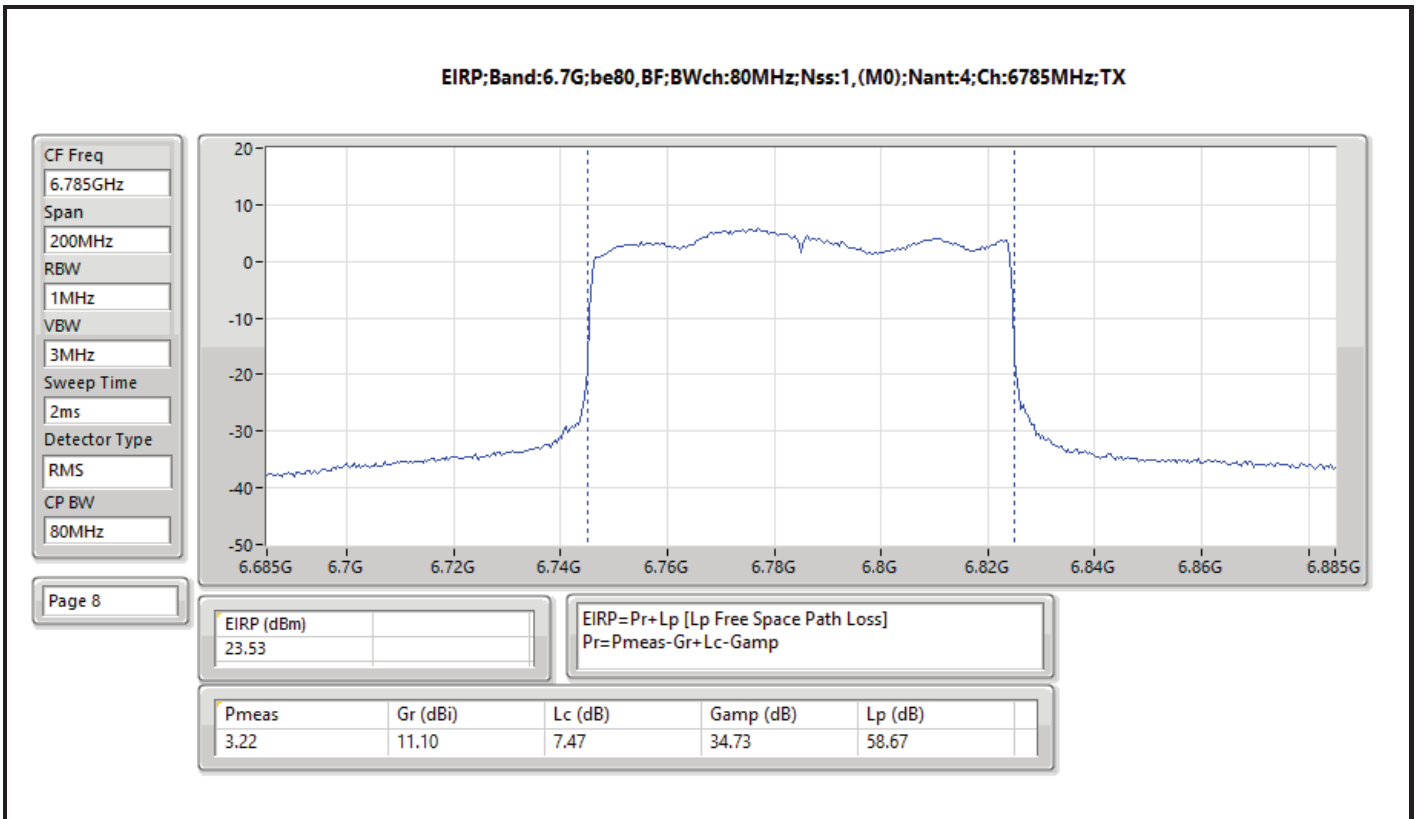


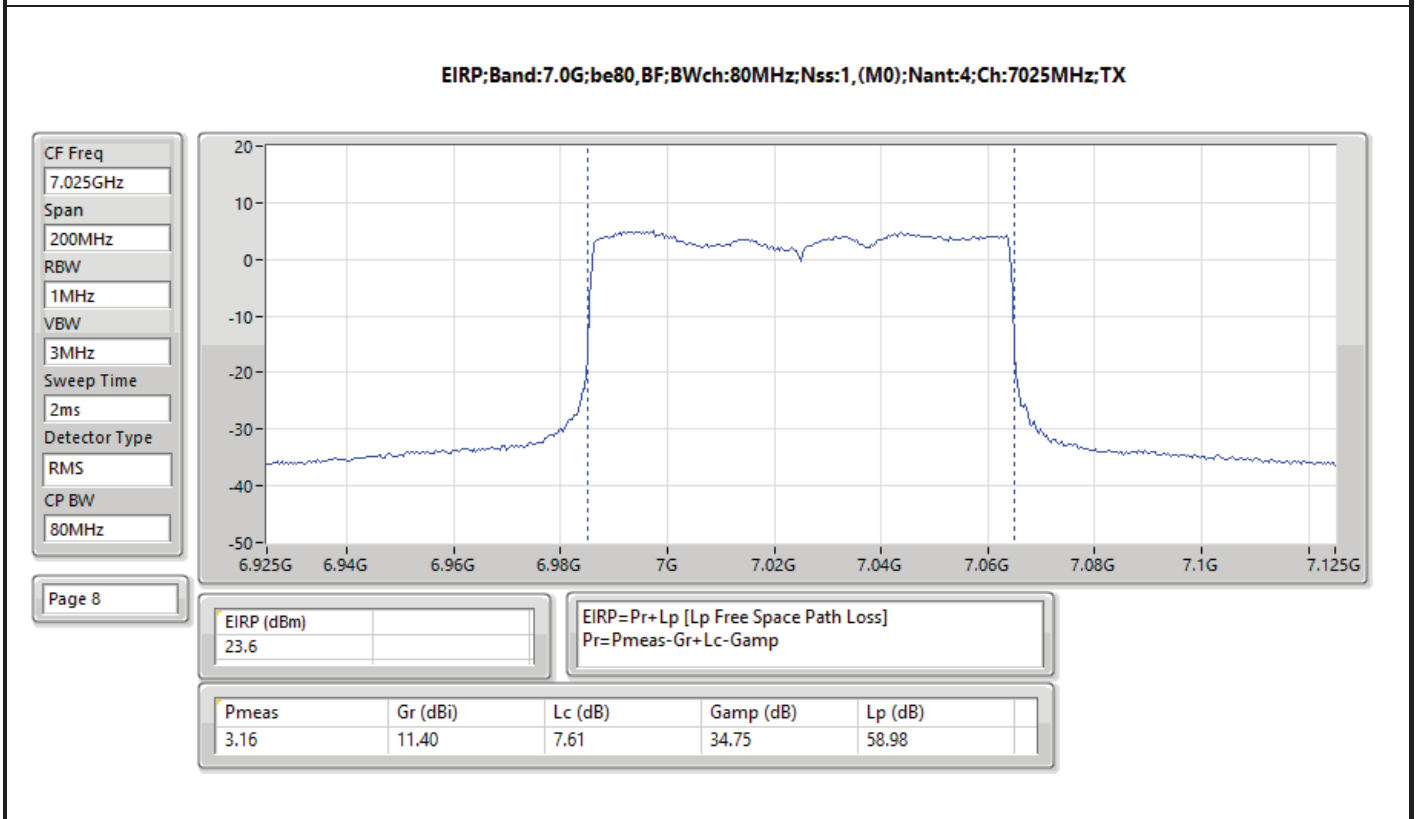
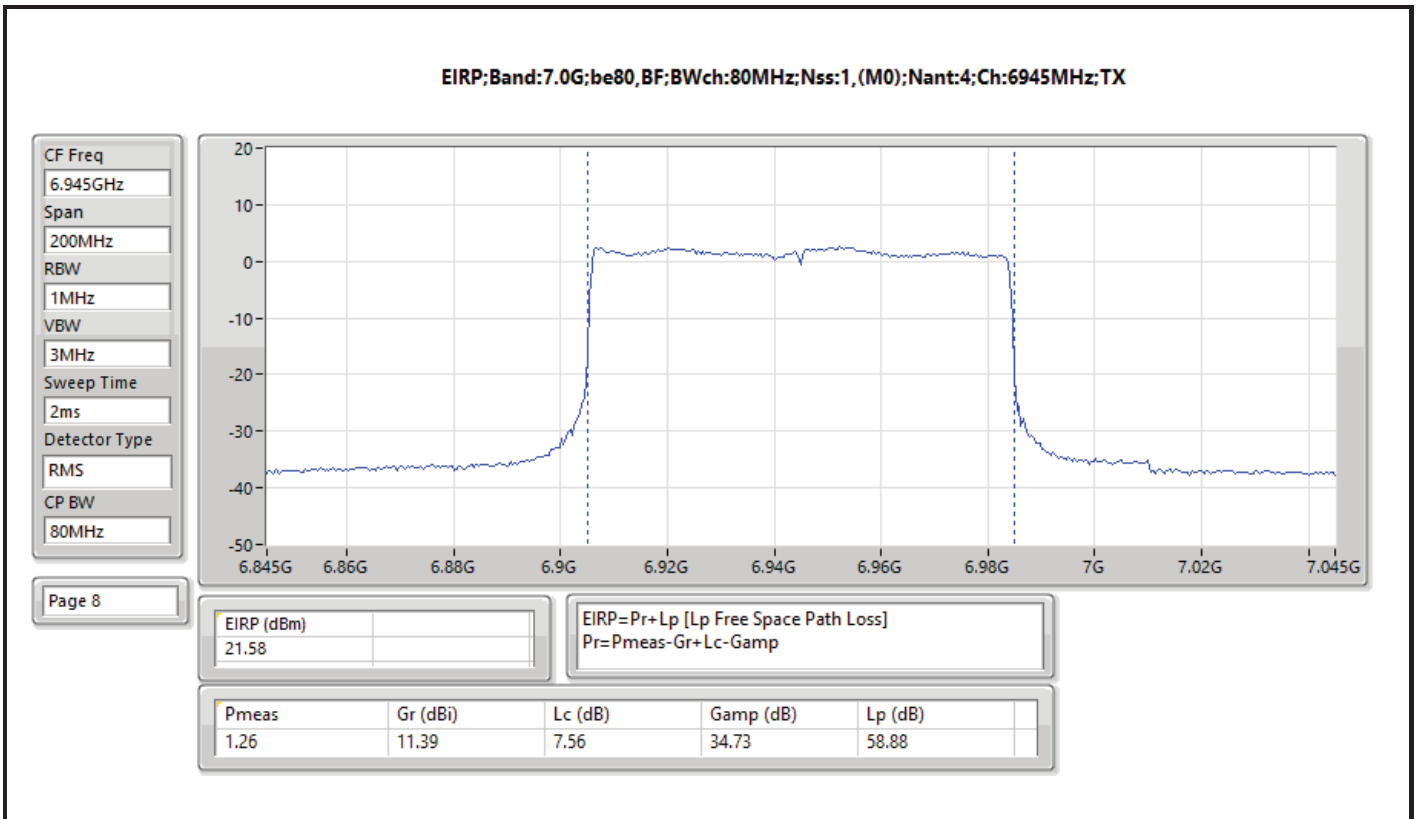


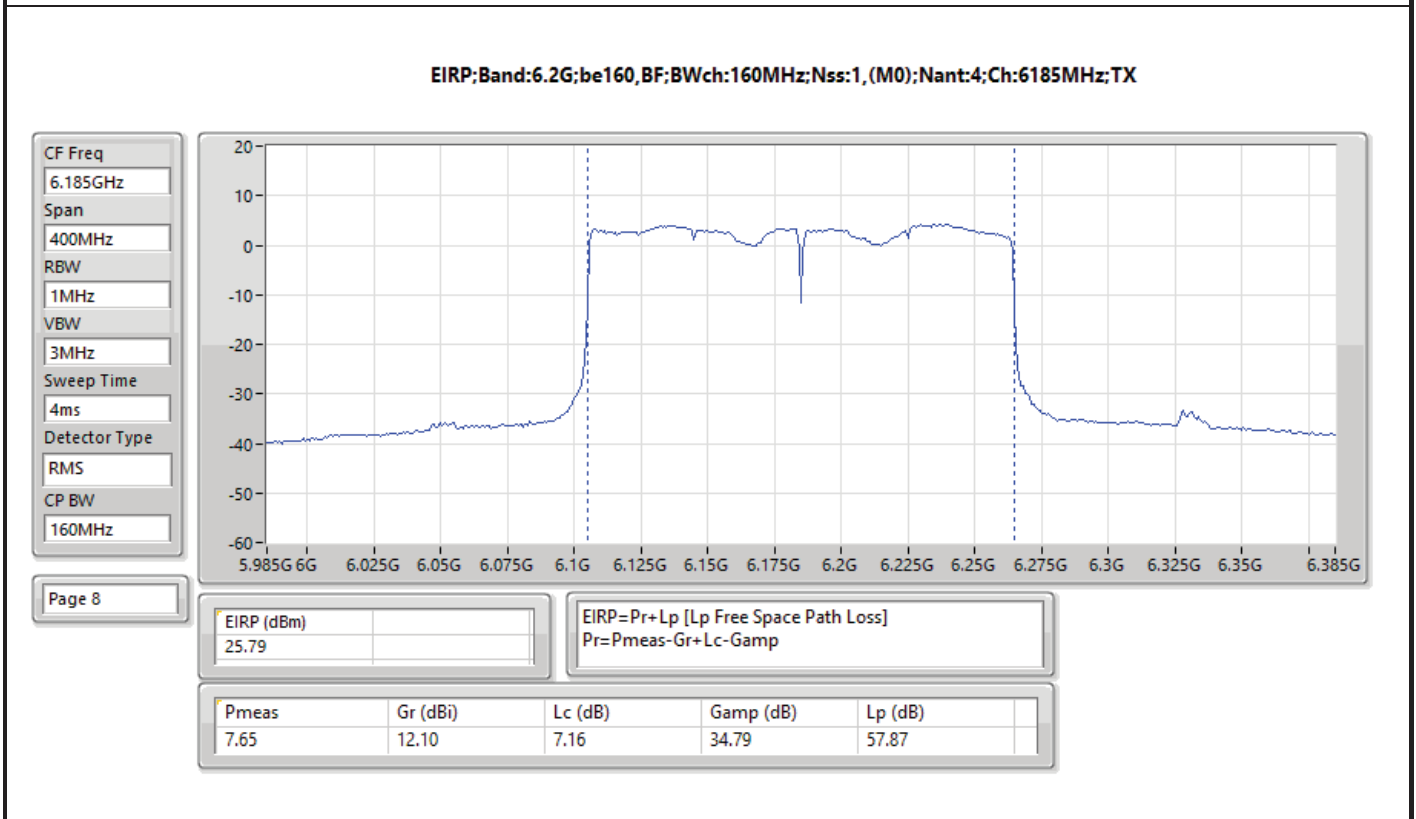
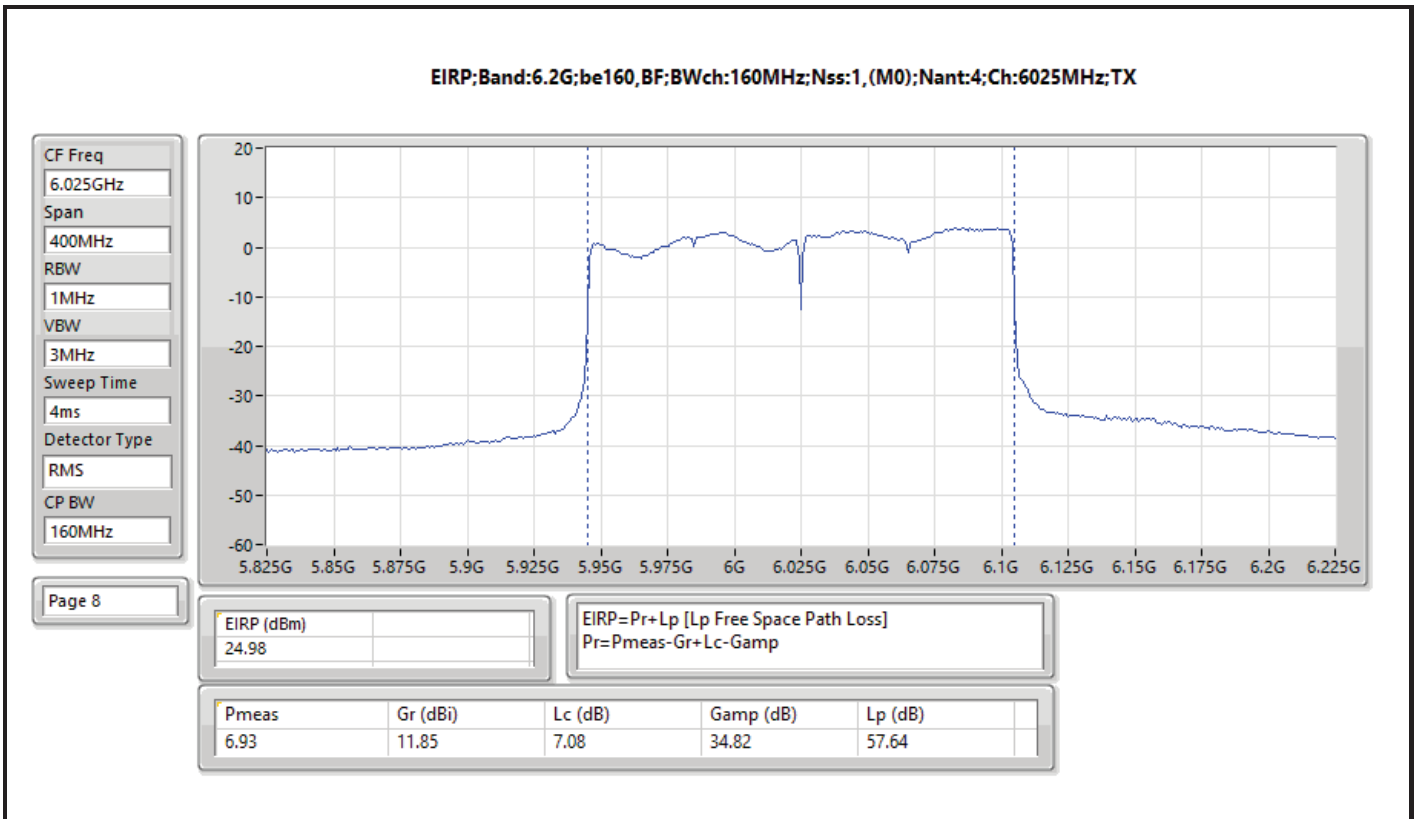


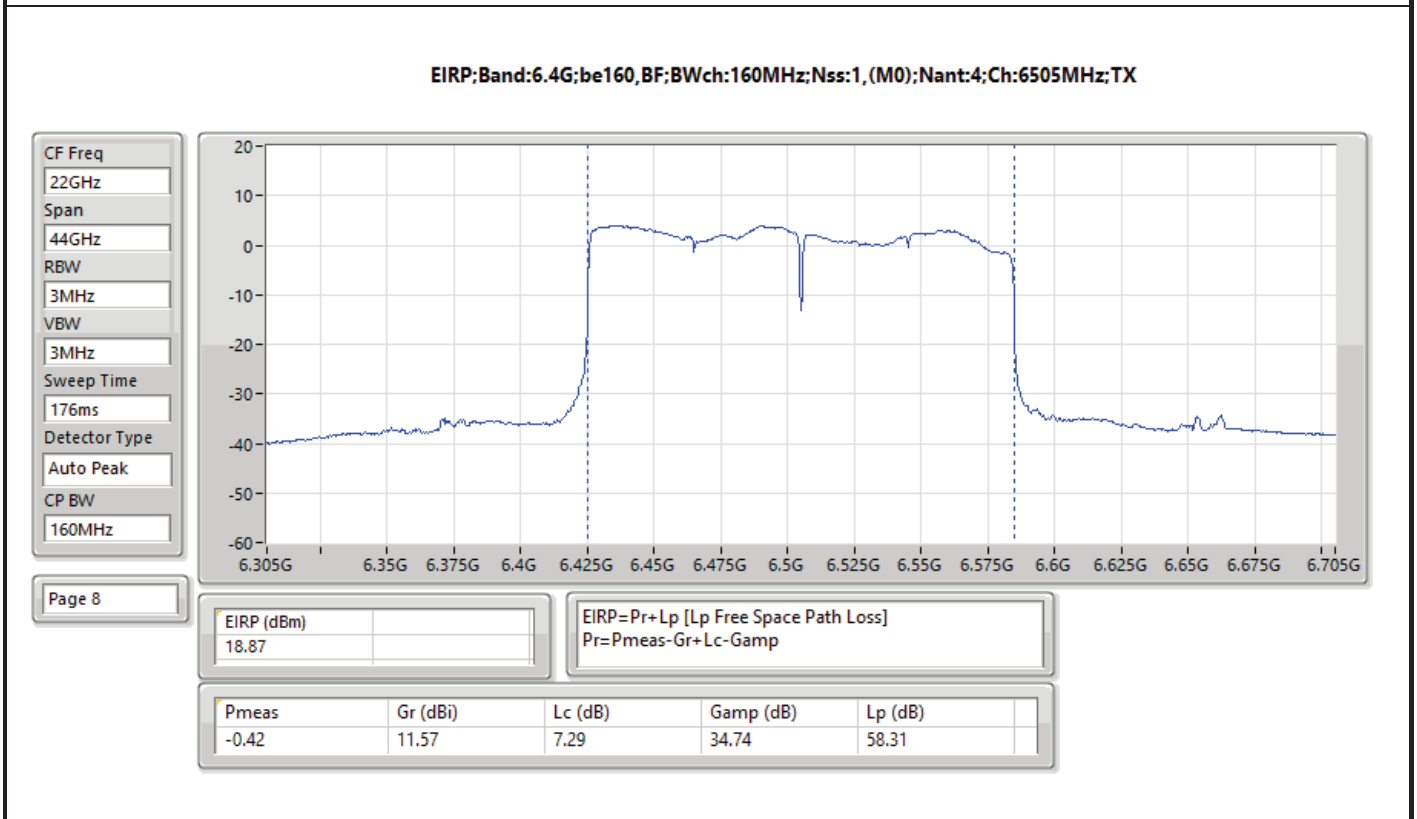
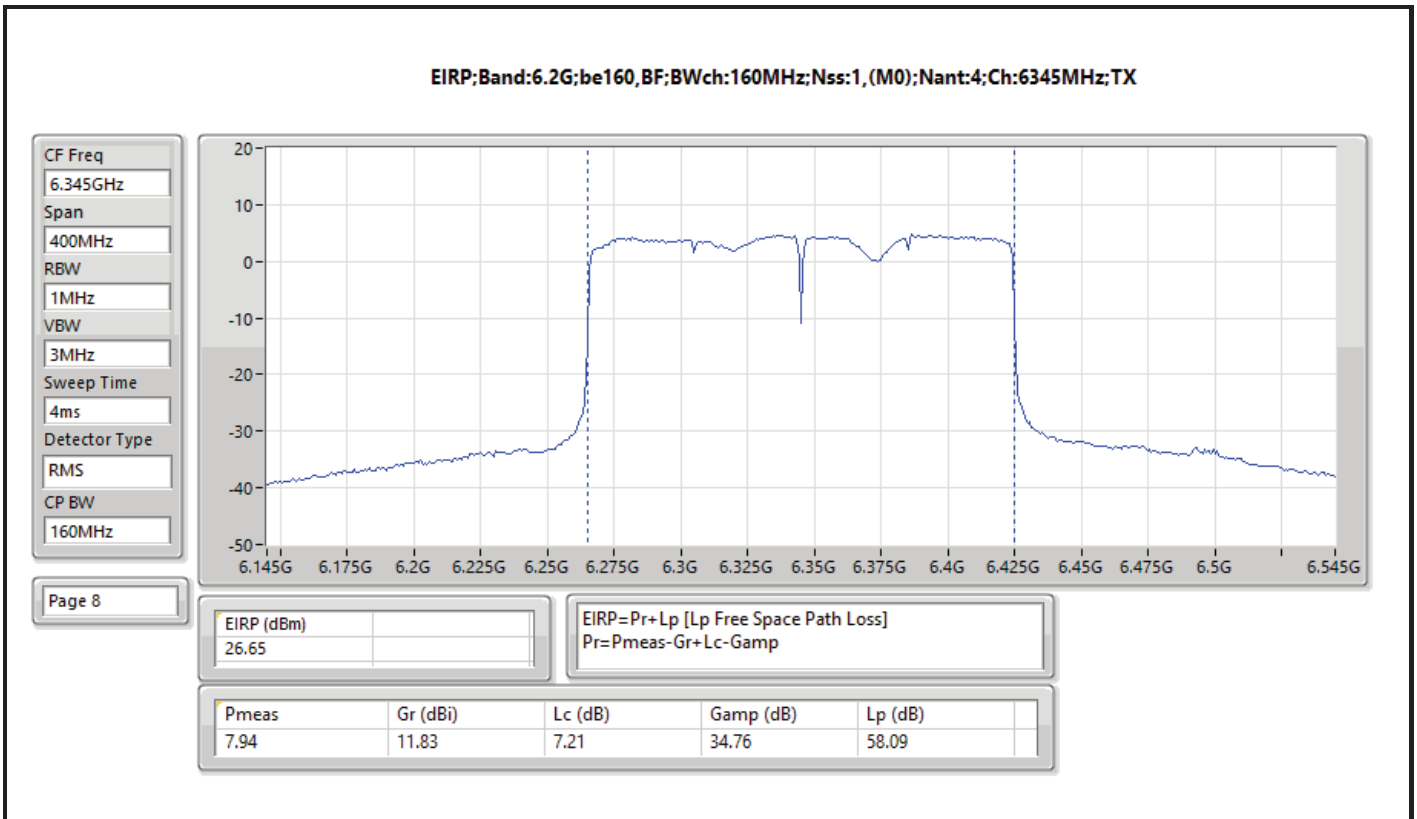


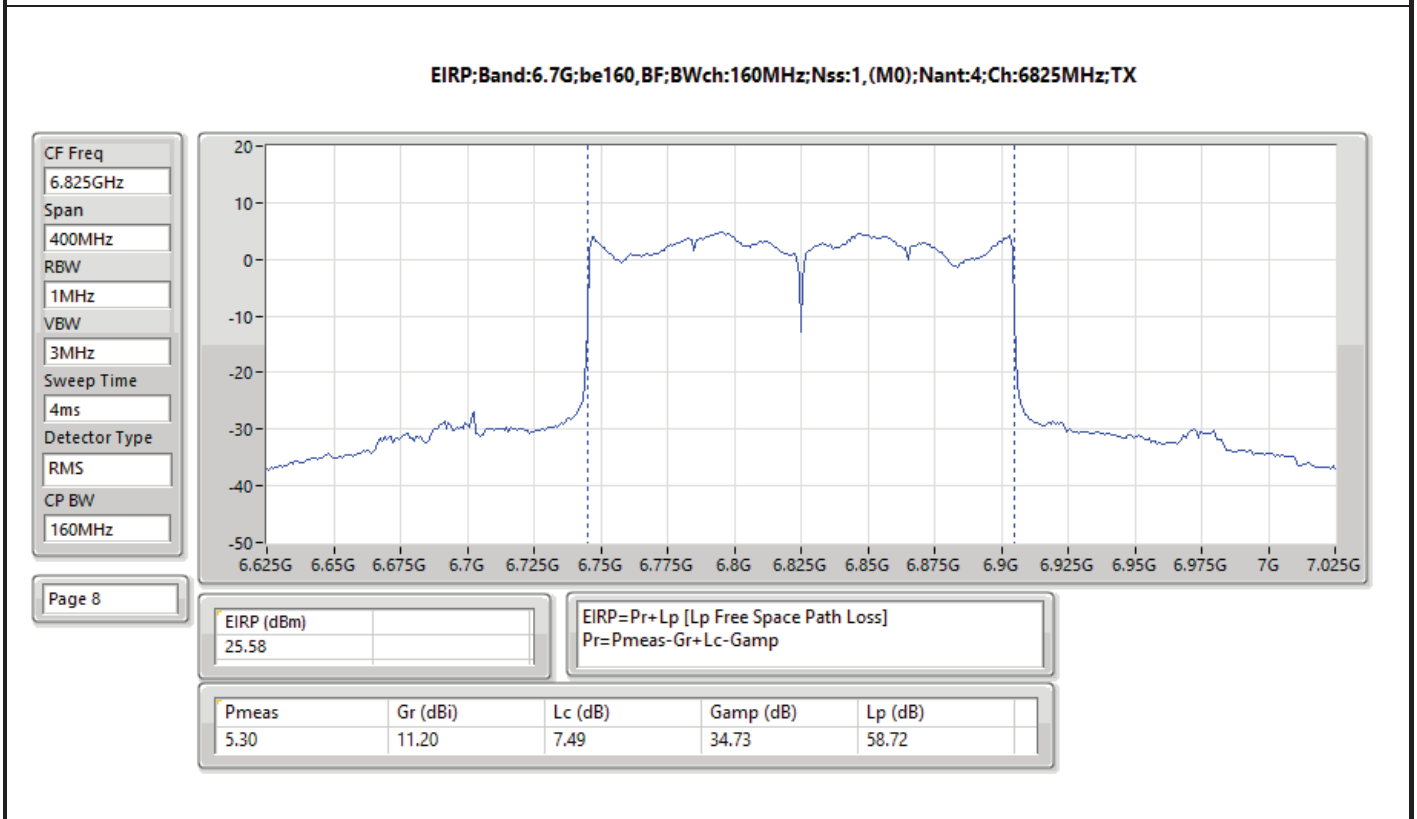
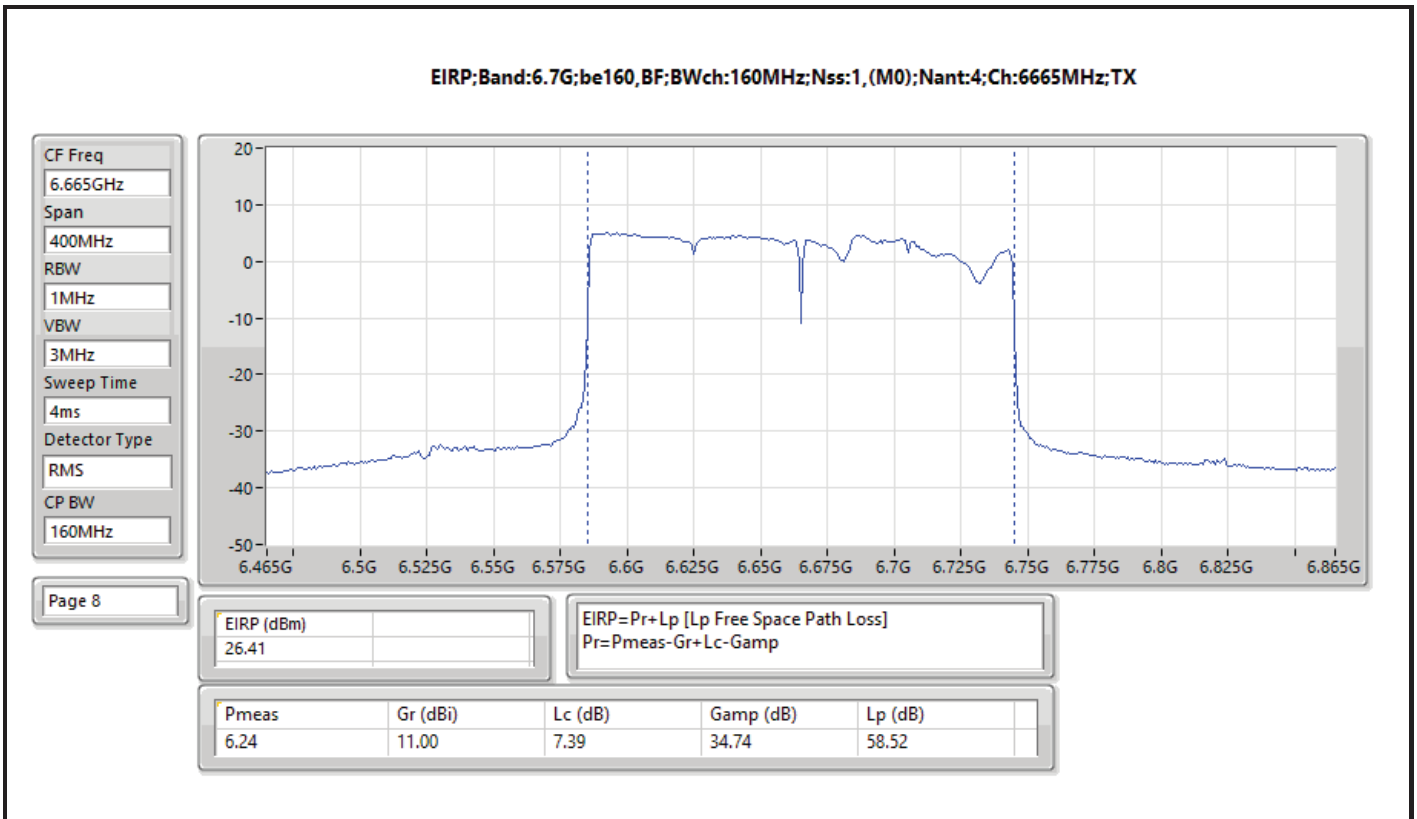


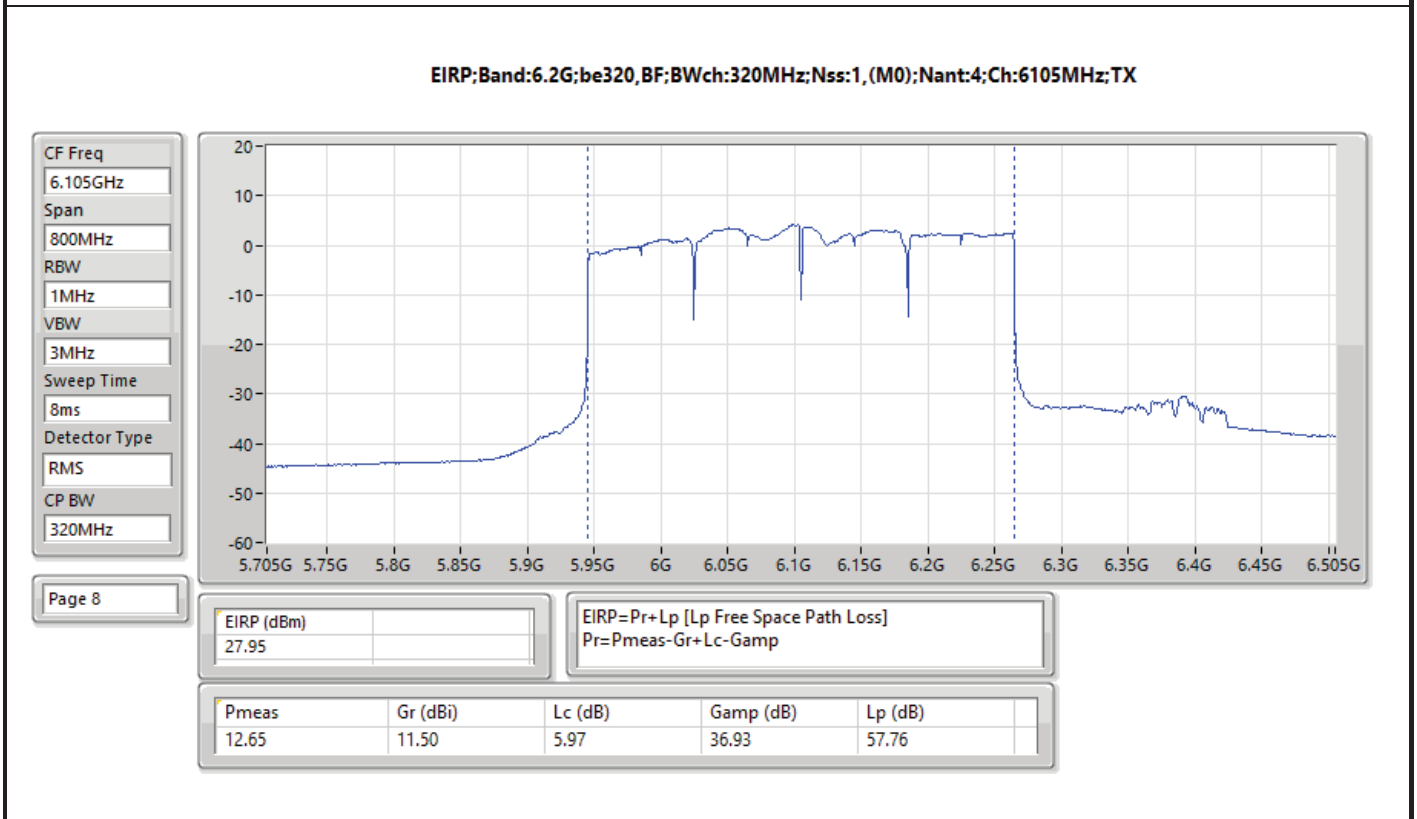
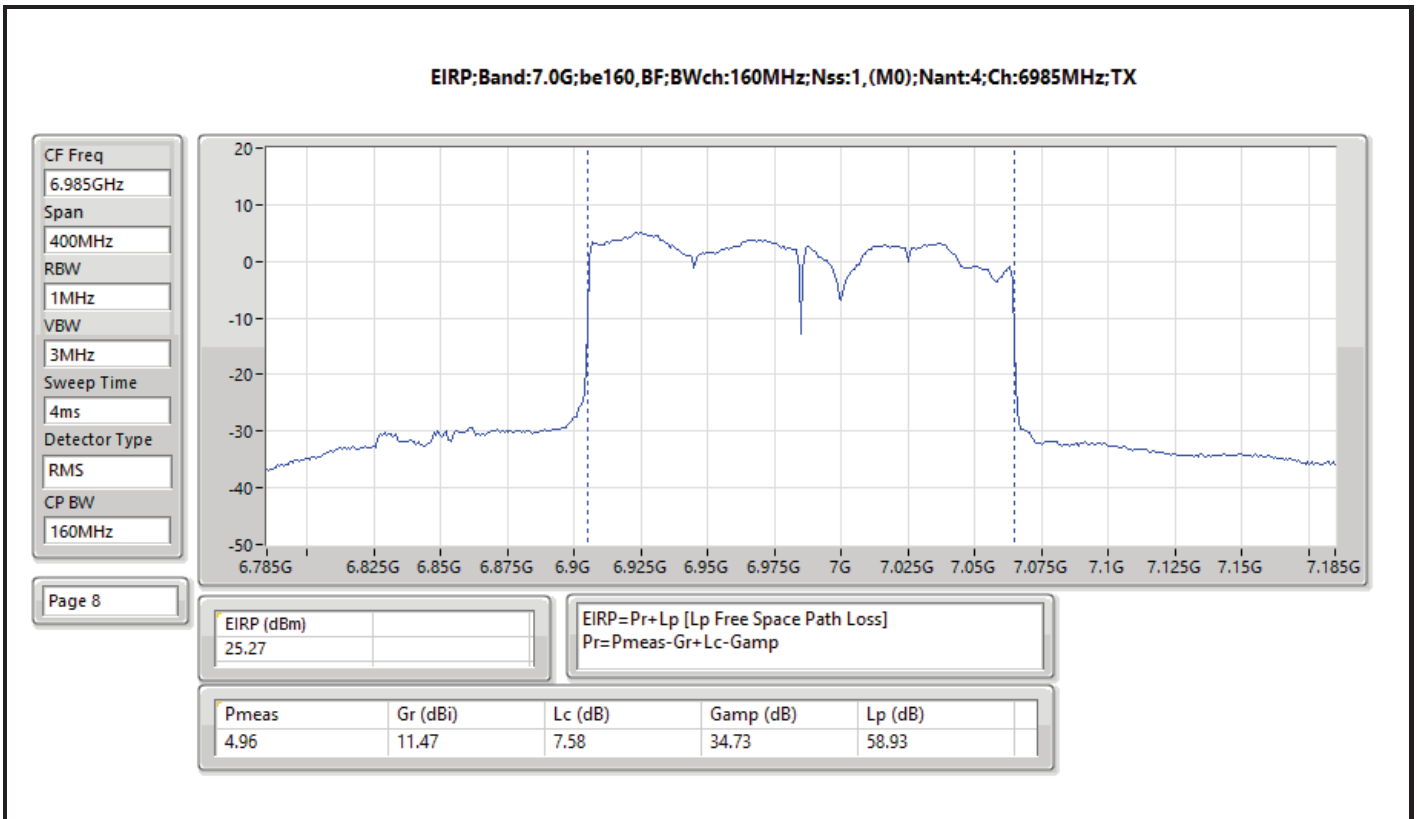


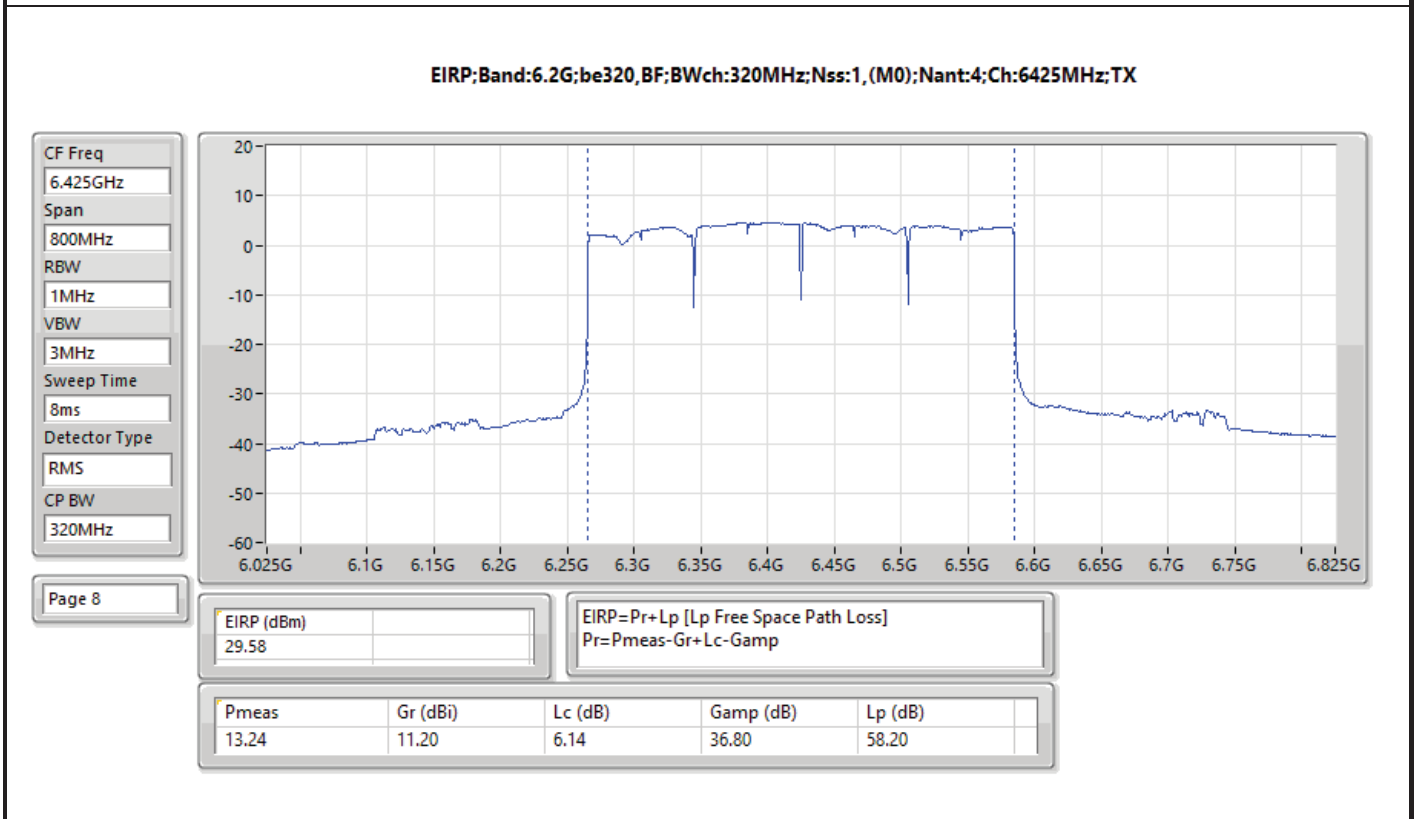
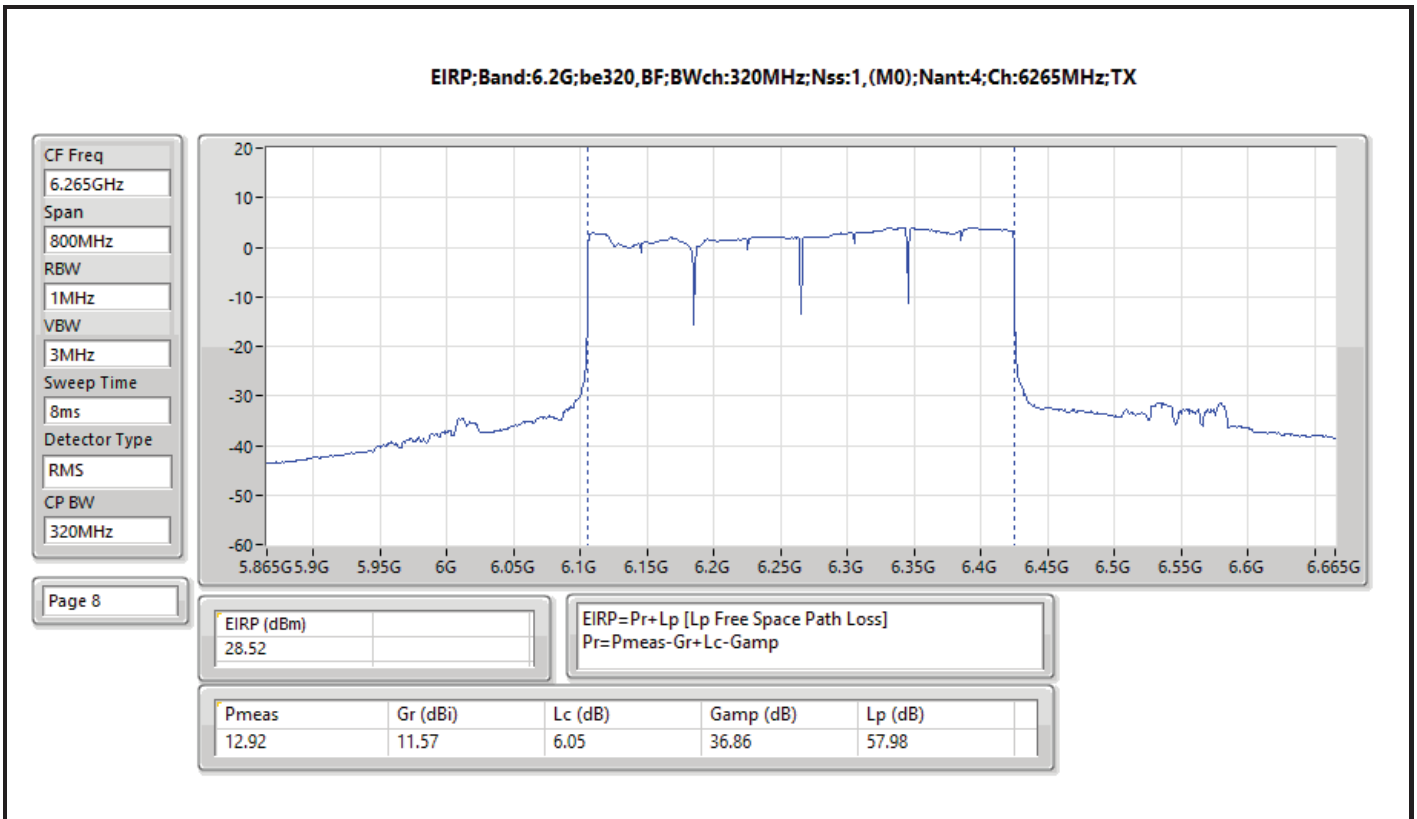


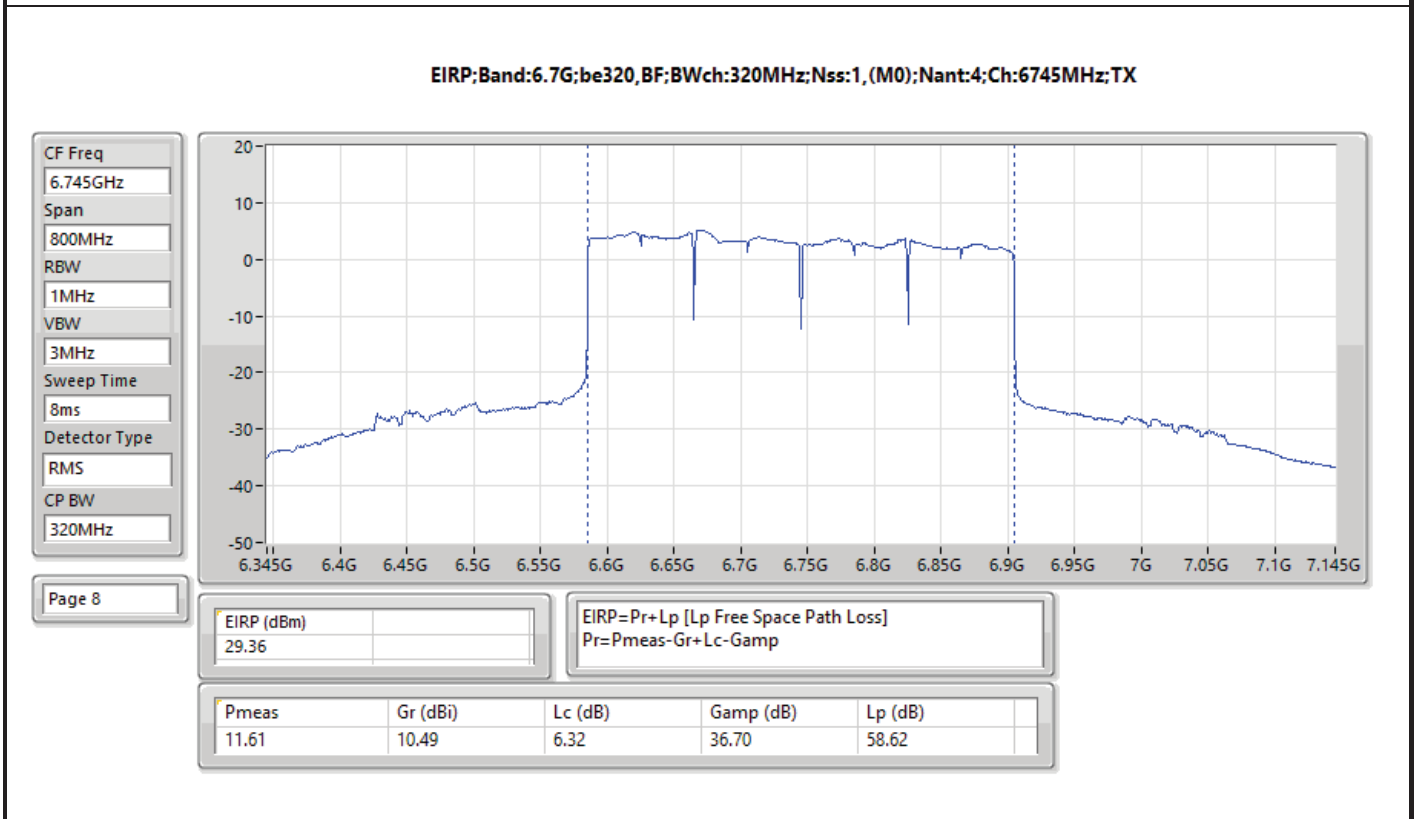
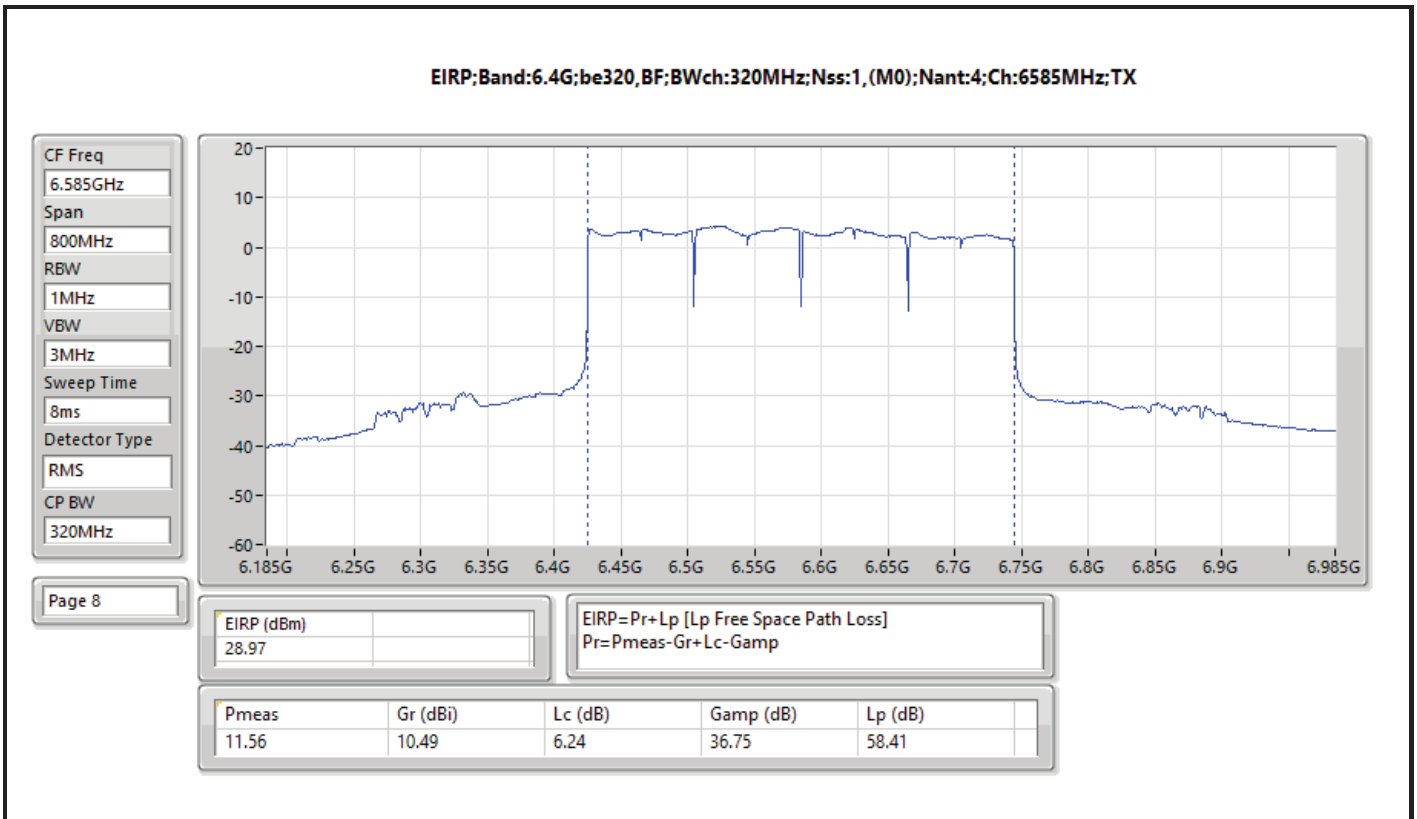


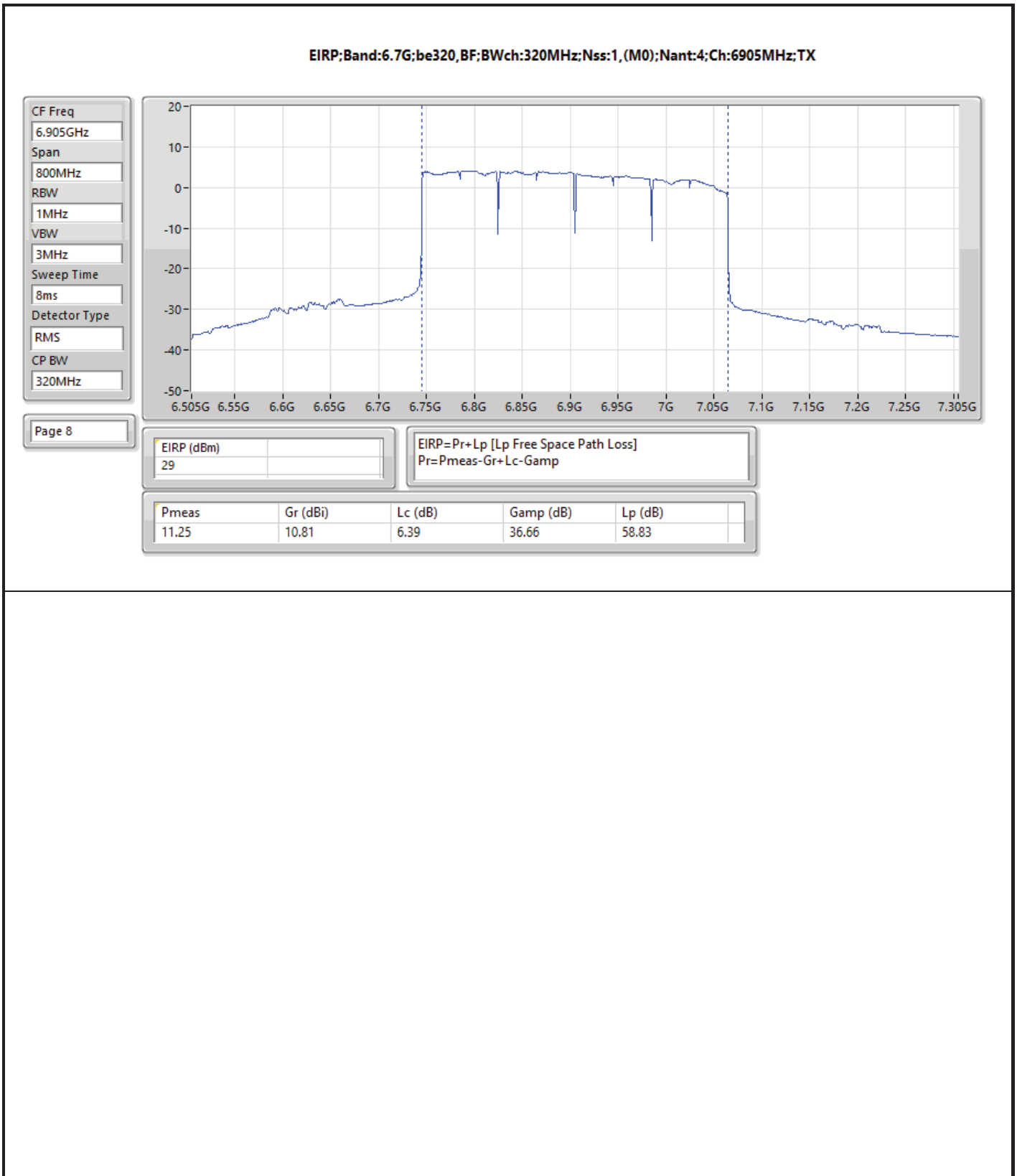














Summary

Mode	EIRP PD (dBm/RBW)
5.925-6.425GHz	-
802.11be EHT20_Nss1,(MCS0)_4TX	4.92
802.11be EHT40_Nss1,(MCS0)_4TX	4.91
802.11be EHT80_Nss1,(MCS0)_4TX	4.90
802.11be EHT160_Nss1,(MCS0)_4TX	4.94
802.11be EHT320_Nss1,(MCS0)_4TX	4.79
6.425-6.525GHz	-
802.11be EHT20_Nss1,(MCS0)_4TX	4.84
802.11be EHT40_Nss1,(MCS0)_4TX	4.97
802.11be EHT80_Nss1,(MCS0)_4TX	4.85
802.11be EHT160_Nss1,(MCS0)_4TX	4.80
6.525-6.875GHz	-
802.11be EHT20_Nss1,(MCS0)_4TX	4.96
802.11be EHT40_Nss1,(MCS0)_4TX	4.89
802.11be EHT80_Nss1,(MCS0)_4TX	4.97
802.11be EHT160_Nss1,(MCS0)_4TX	4.86
802.11be EHT320_Nss1,(MCS0)_4TX	4.75
6.875-7.125GHz	-
802.11be EHT20_Nss1,(MCS0)_4TX	4.62
802.11be EHT40_Nss1,(MCS0)_4TX	4.95
802.11be EHT80_Nss1,(MCS0)_4TX	4.81
802.11be EHT160_Nss1,(MCS0)_4TX	4.63
802.11be EHT320_Nss1,(MCS0)_4TX	4.74

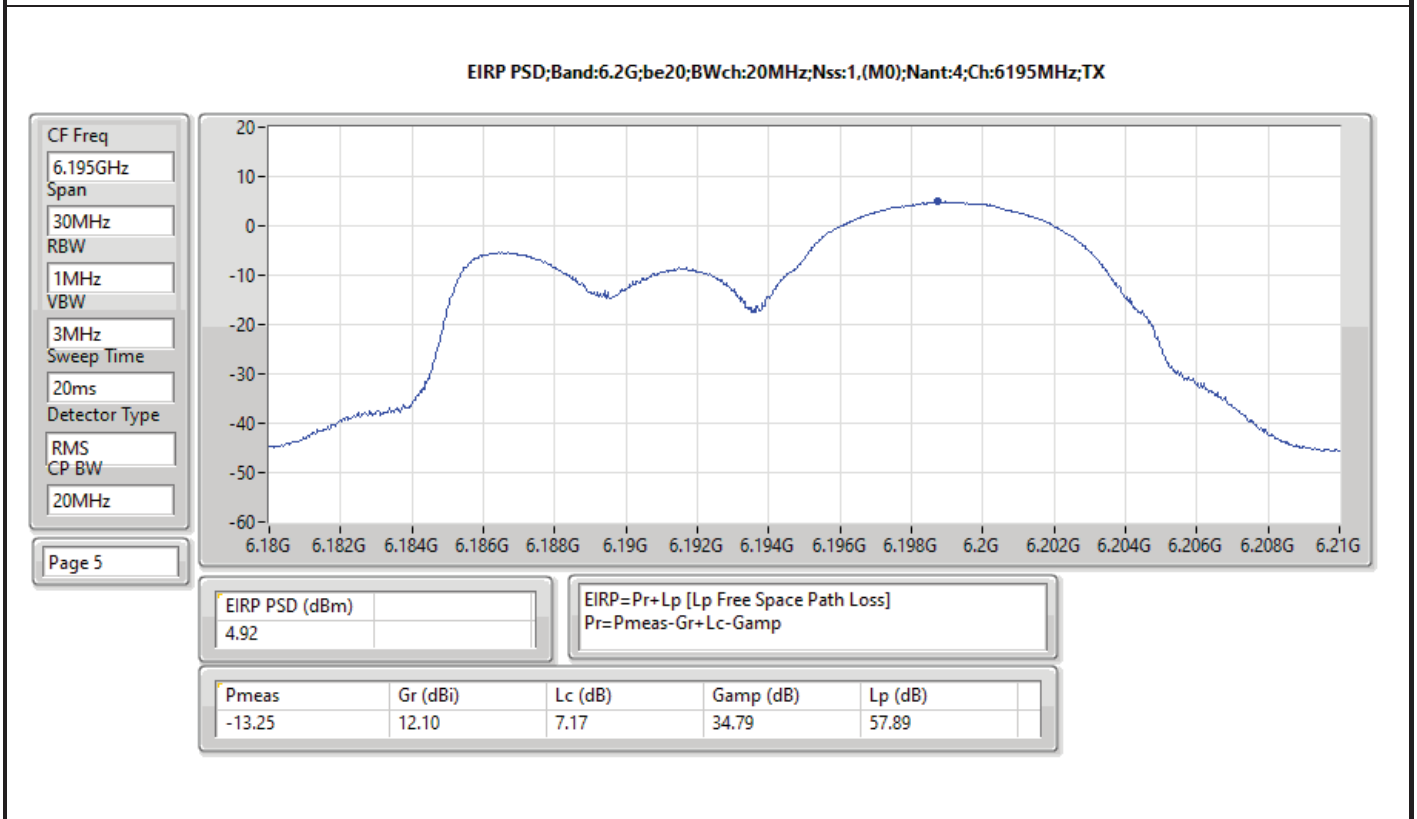
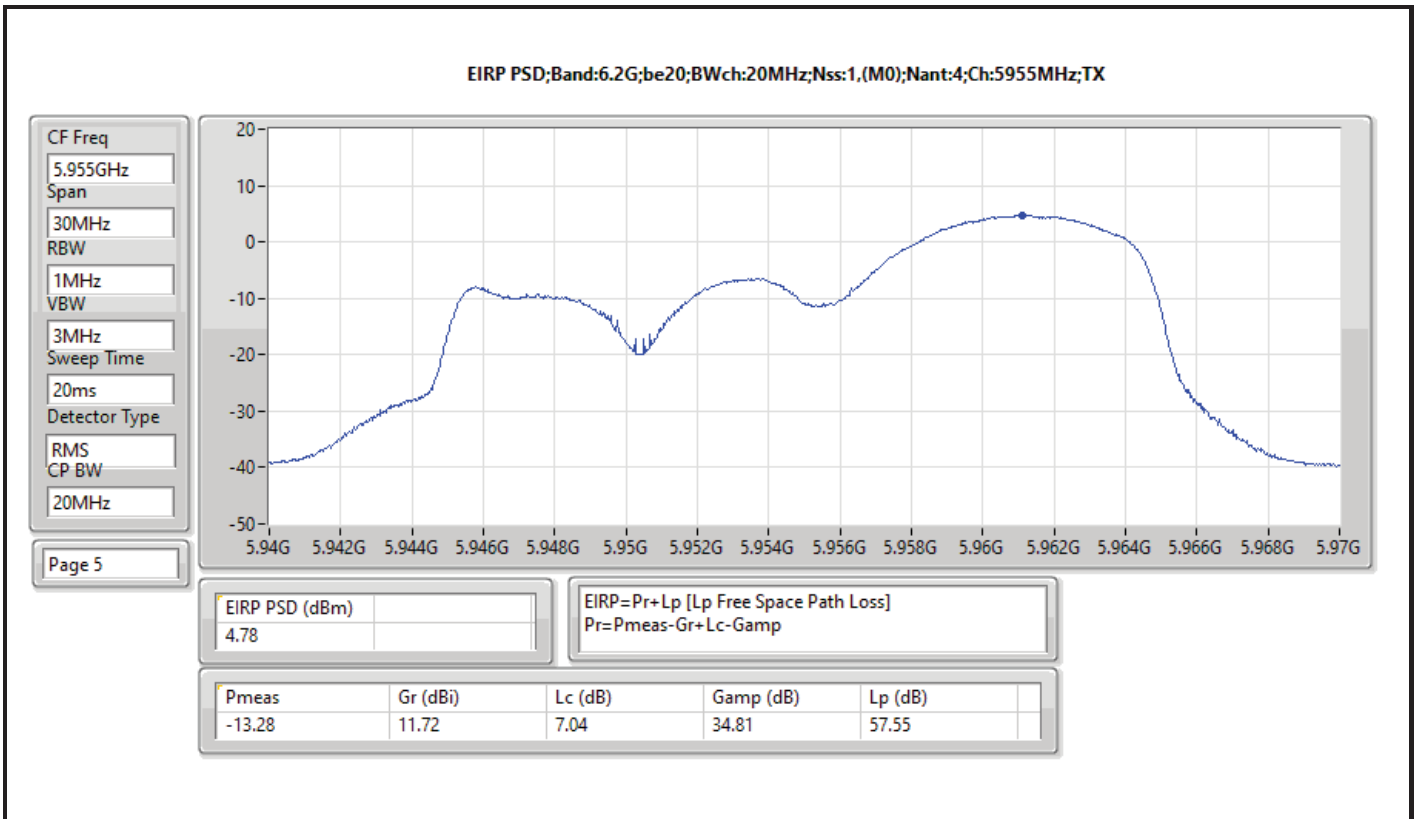
RBW = 500kHz for 5.725-5.85GHz band / 1MHz for other band;

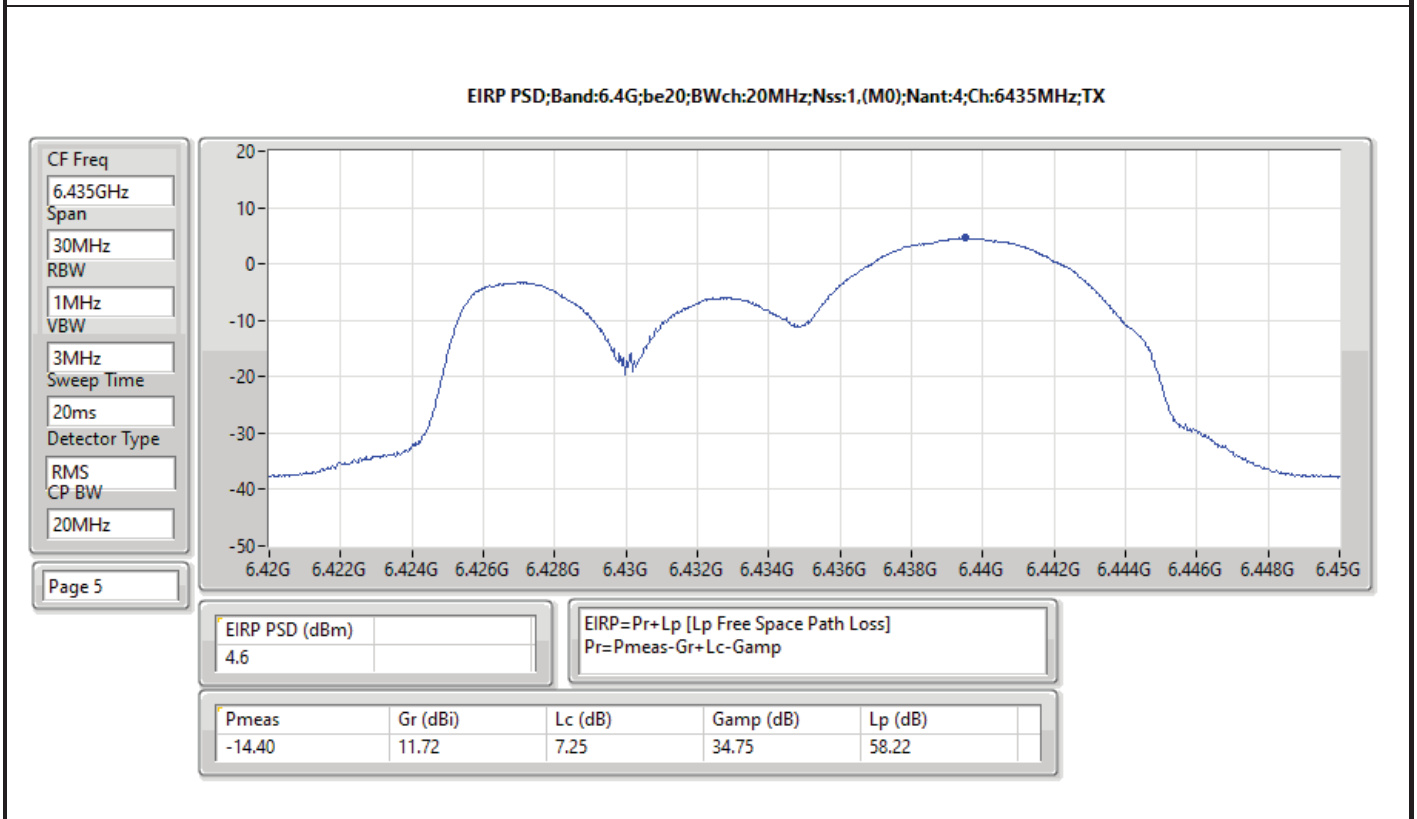
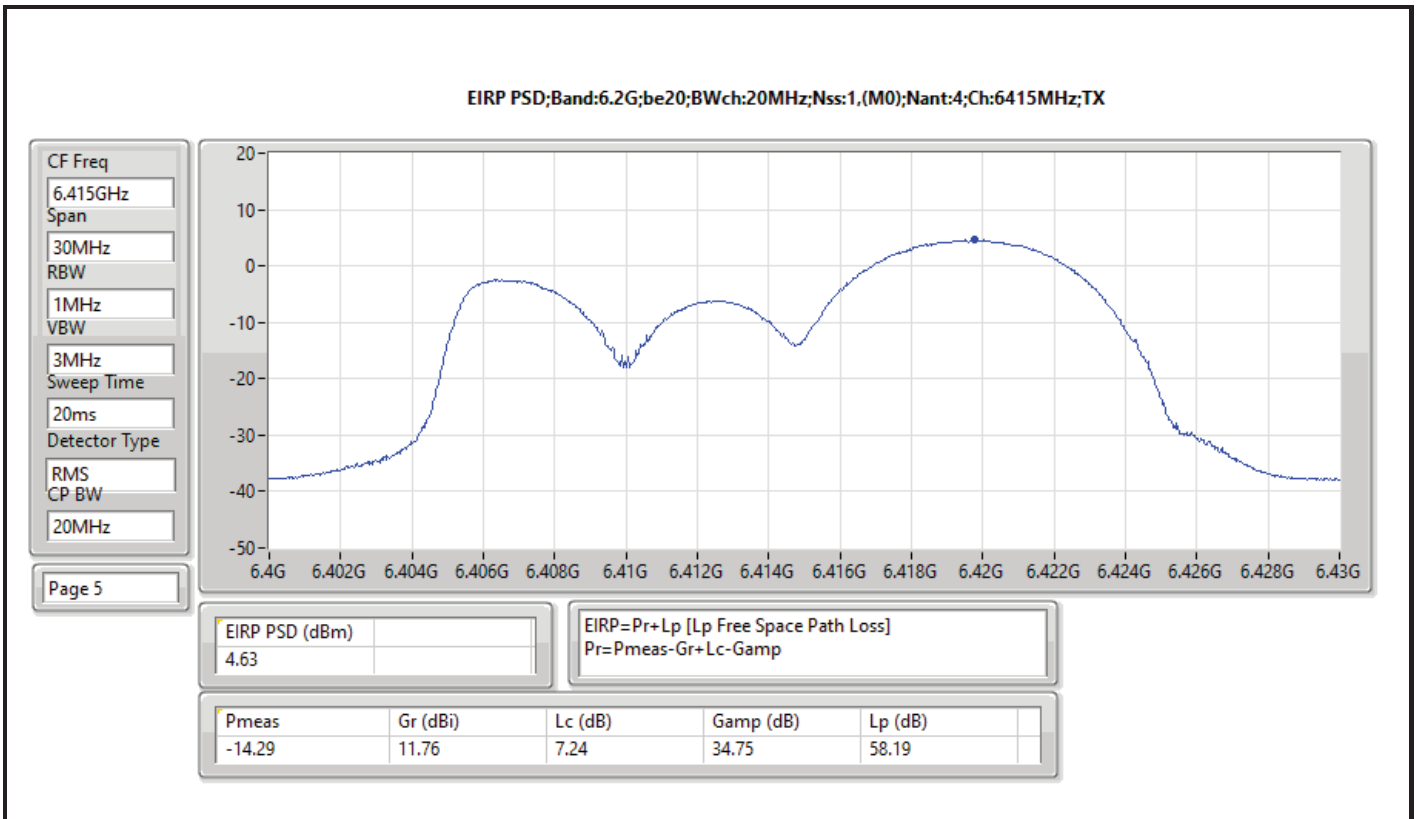


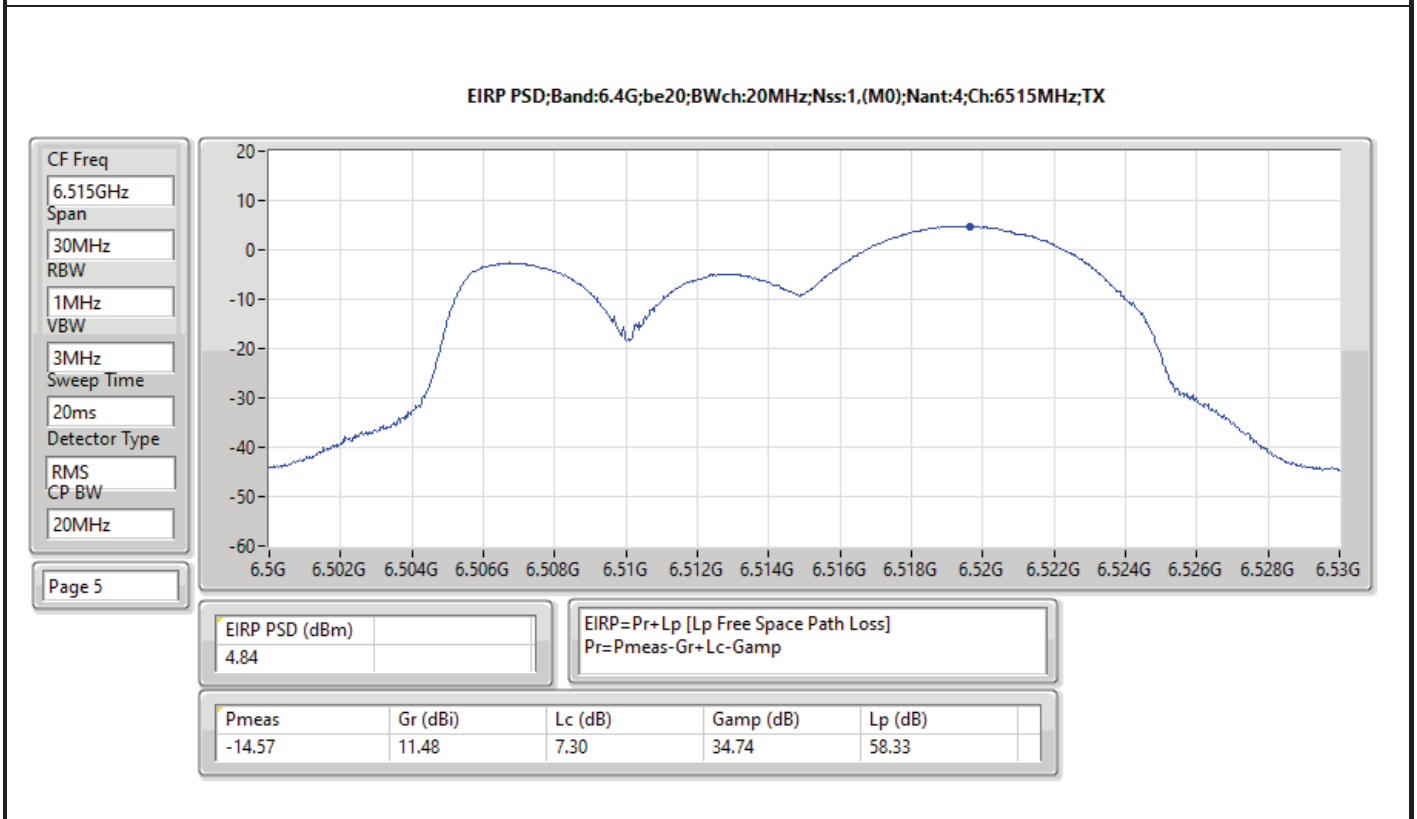
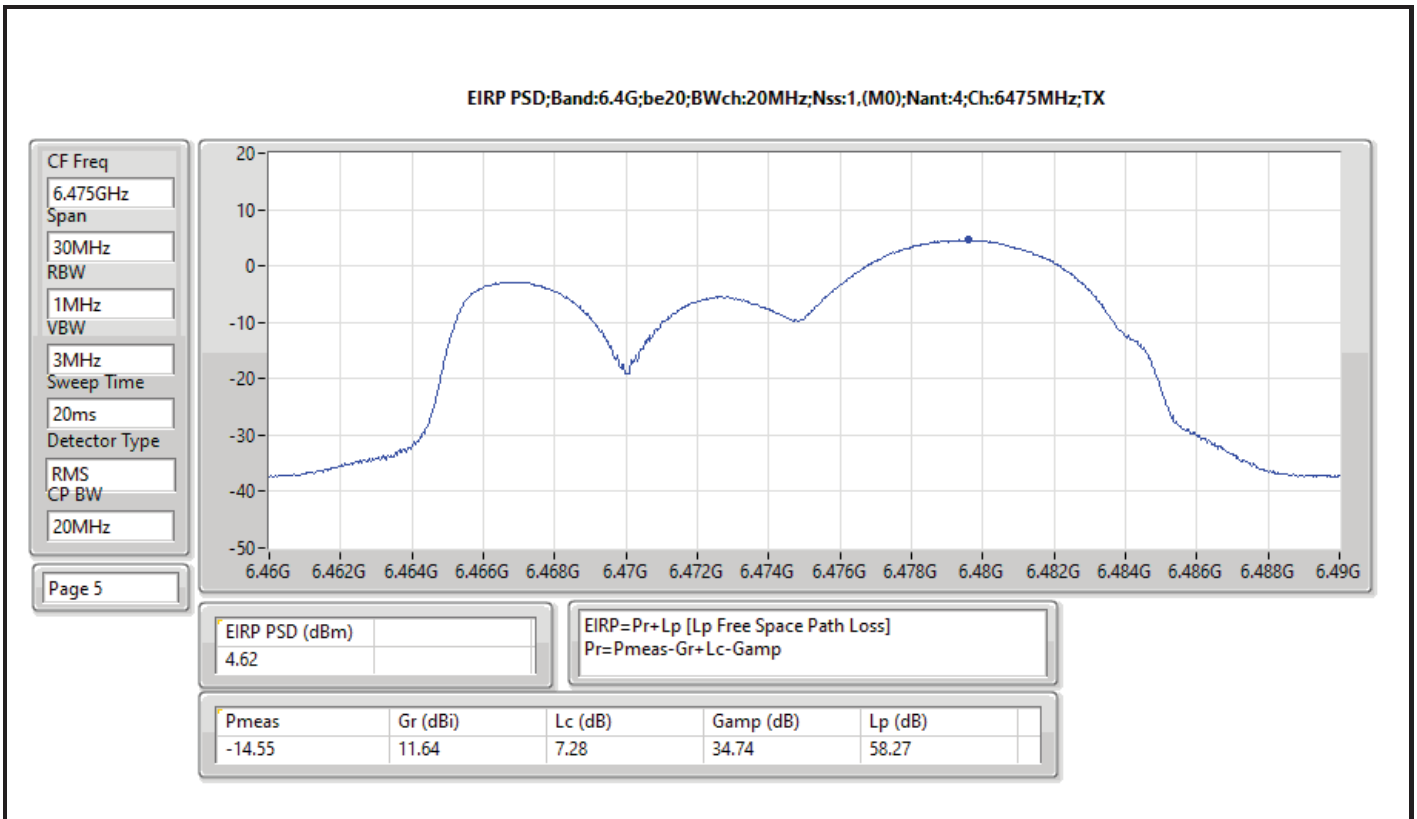
Result

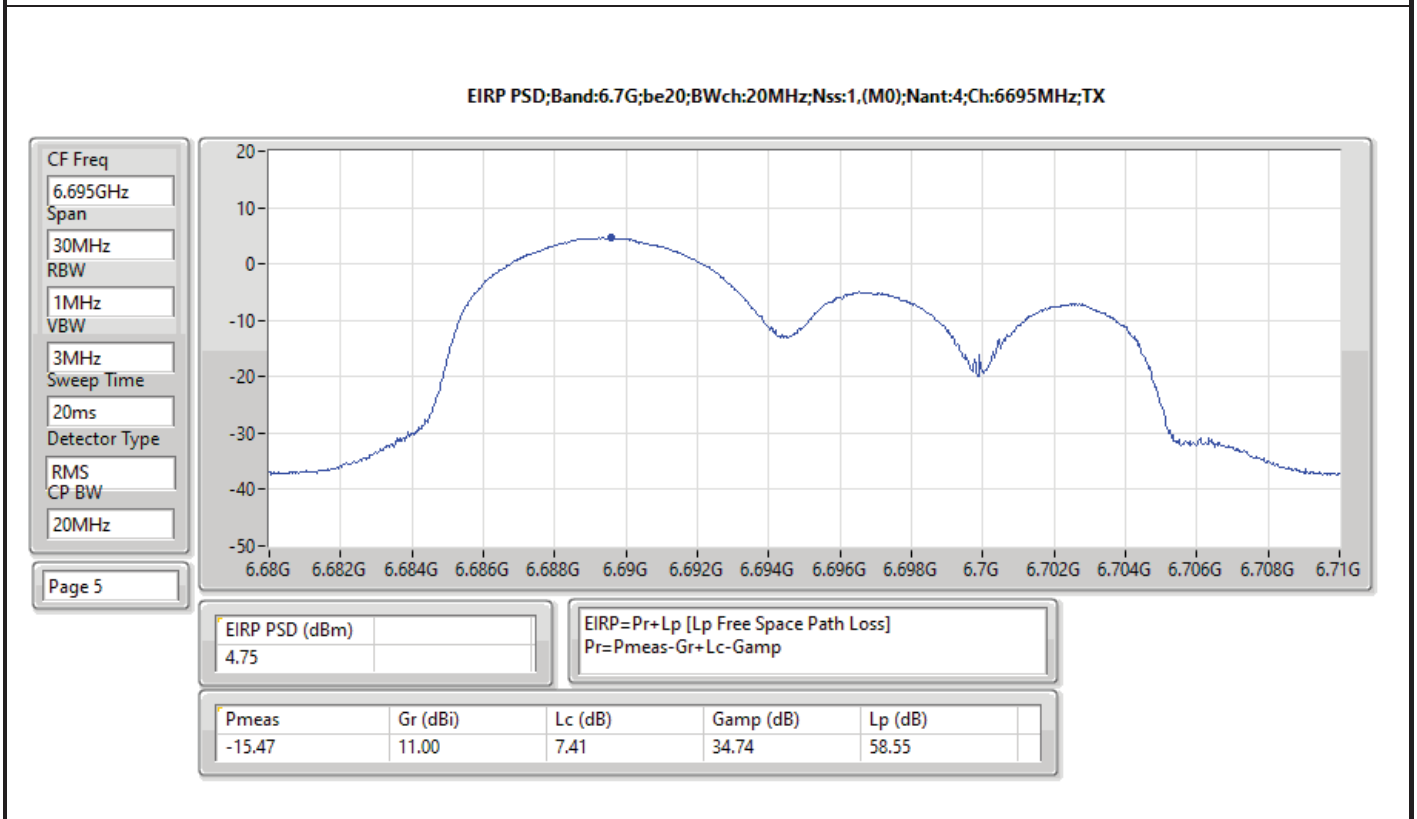
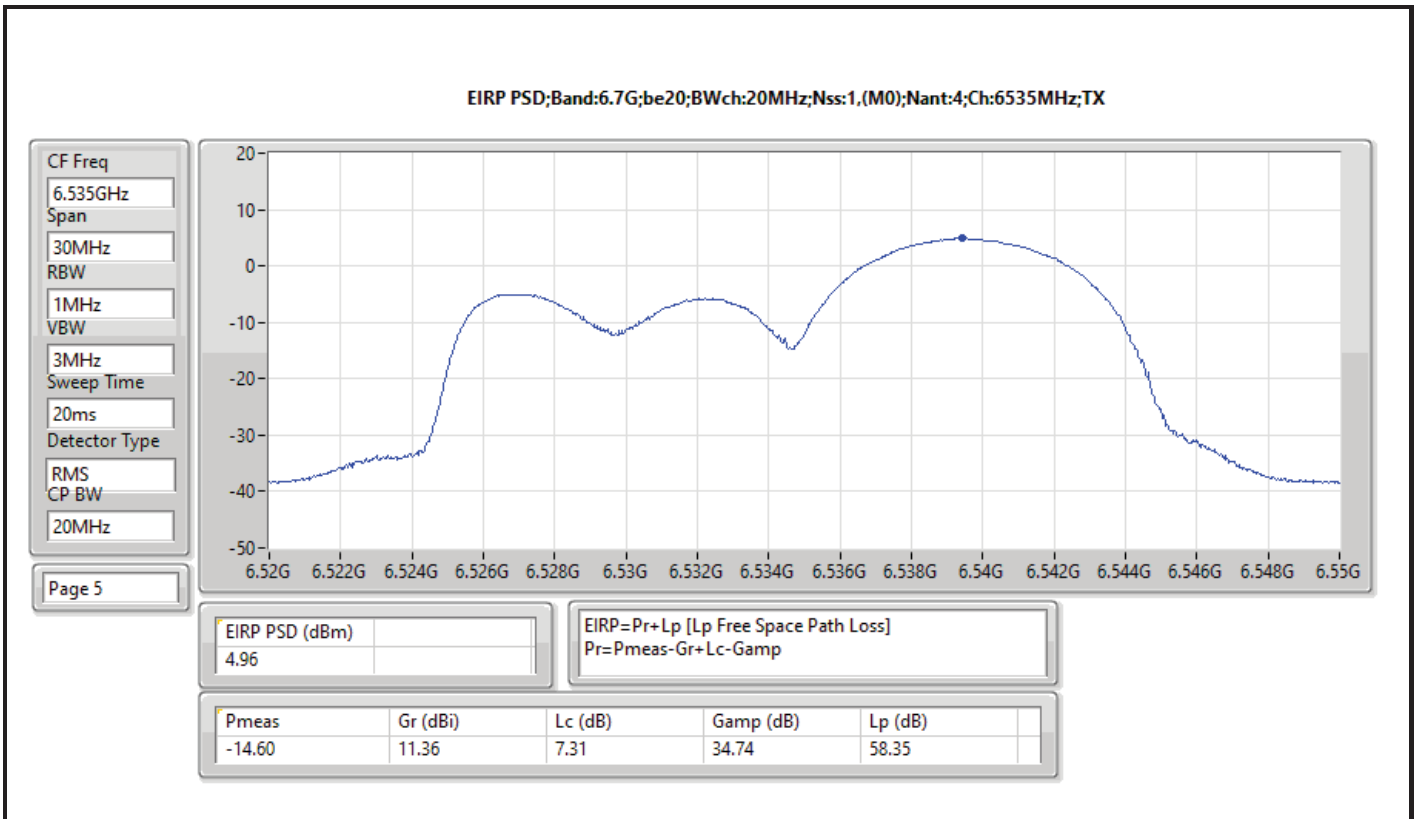
Mode	Result	EIRP PD (dBm/RBW)	EIRP PD Limit (dBm/RBW)
802.11be EHT20_Nss1,(MCS0)_4TX	-	-	-
5955MHz	Pass	4.78	5.00
6195MHz	Pass	4.92	5.00
6415MHz	Pass	4.63	5.00
6435MHz	Pass	4.60	5.00
6475MHz	Pass	4.62	5.00
6515MHz	Pass	4.84	5.00
6535MHz	Pass	4.96	5.00
6695MHz	Pass	4.75	5.00
6875MHz	Pass	4.34	5.00
6895MHz	Pass	4.29	5.00
6995MHz	Pass	4.61	5.00
7095MHz	Pass	4.43	5.00
7115MHz	Pass	4.62	5.00
802.11be EHT40_Nss1,(MCS0)_4TX	-	-	-
5965MHz	Pass	4.74	5.00
6205MHz	Pass	4.91	5.00
6405MHz	Pass	4.73	5.00
6445MHz	Pass	4.97	5.00
6485MHz	Pass	4.72	5.00
6525MHz	Pass	4.36	5.00
6565MHz	Pass	4.87	5.00
6685MHz	Pass	4.36	5.00
6885MHz	Pass	4.89	5.00
6925MHz	Pass	4.89	5.00
7005MHz	Pass	4.81	5.00
7085MHz	Pass	4.95	5.00
802.11be EHT80_Nss1,(MCS0)_4TX	-	-	-
5985MHz	Pass	4.90	5.00
6225MHz	Pass	4.76	5.00
6385MHz	Pass	4.72	5.00
6465MHz	Pass	4.85	5.00
6545MHz	Pass	4.80	5.00
6625MHz	Pass	4.97	5.00
6705MHz	Pass	4.84	5.00
6785MHz	Pass	4.97	5.00
6865MHz	Pass	4.78	5.00
6945MHz	Pass	4.81	5.00
7025MHz	Pass	4.42	5.00
802.11be EHT160_Nss1,(MCS0)_4TX	-	-	-
6025MHz	Pass	4.94	5.00
6185MHz	Pass	4.64	5.00
6345MHz	Pass	4.44	5.00
6505MHz	Pass	4.80	5.00
6665MHz	Pass	4.73	5.00
6825MHz	Pass	4.86	5.00
6985MHz	Pass	4.63	5.00
802.11be EHT320_Nss1,(MCS0)_4TX	-	-	-
6105MHz	Pass	4.79	5.00
6265MHz	Pass	4.71	5.00
6425MHz	Pass	4.61	5.00
6585MHz	Pass	4.75	5.00
6745MHz	Pass	4.66	5.00
6905MHz	Pass	4.74	5.00

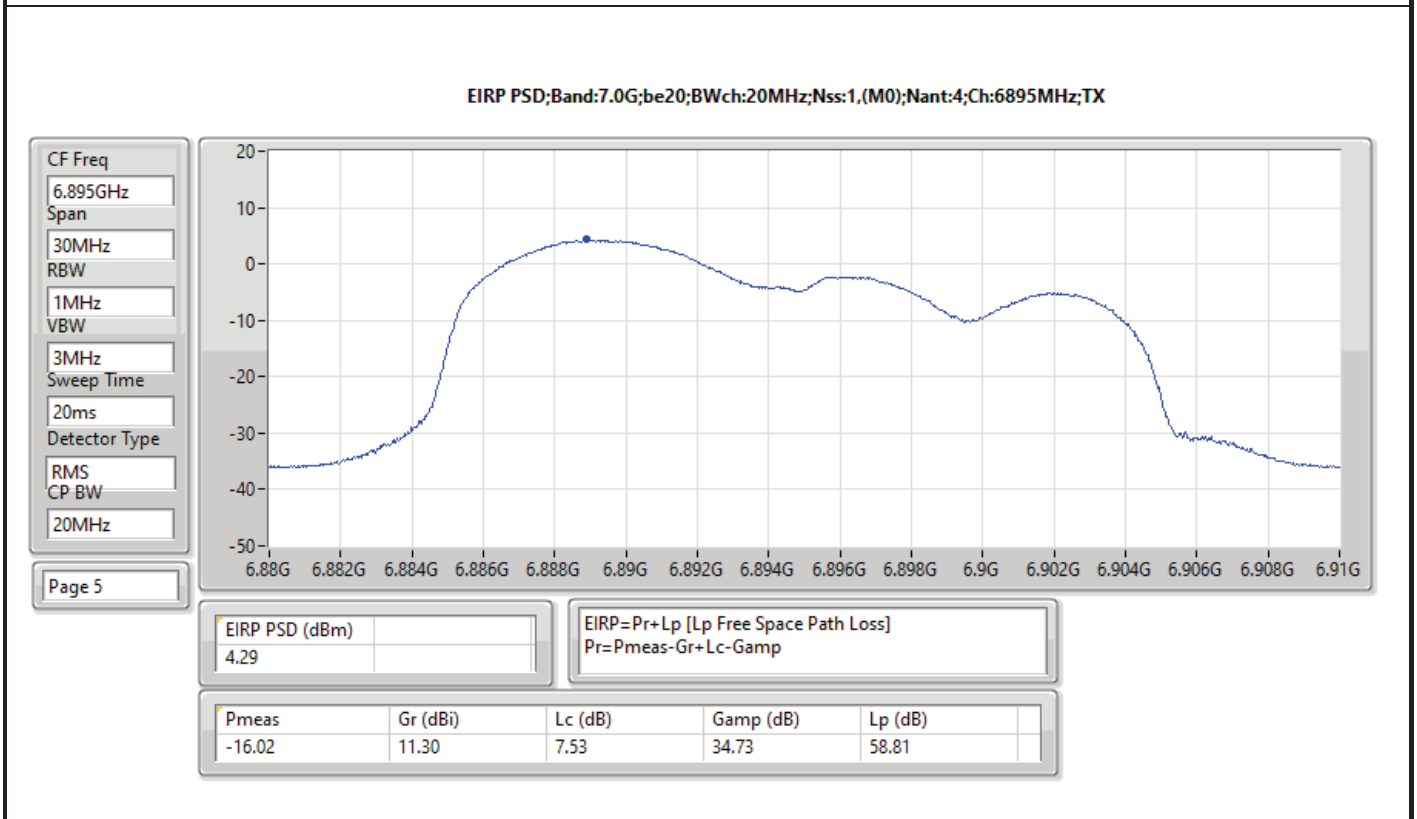
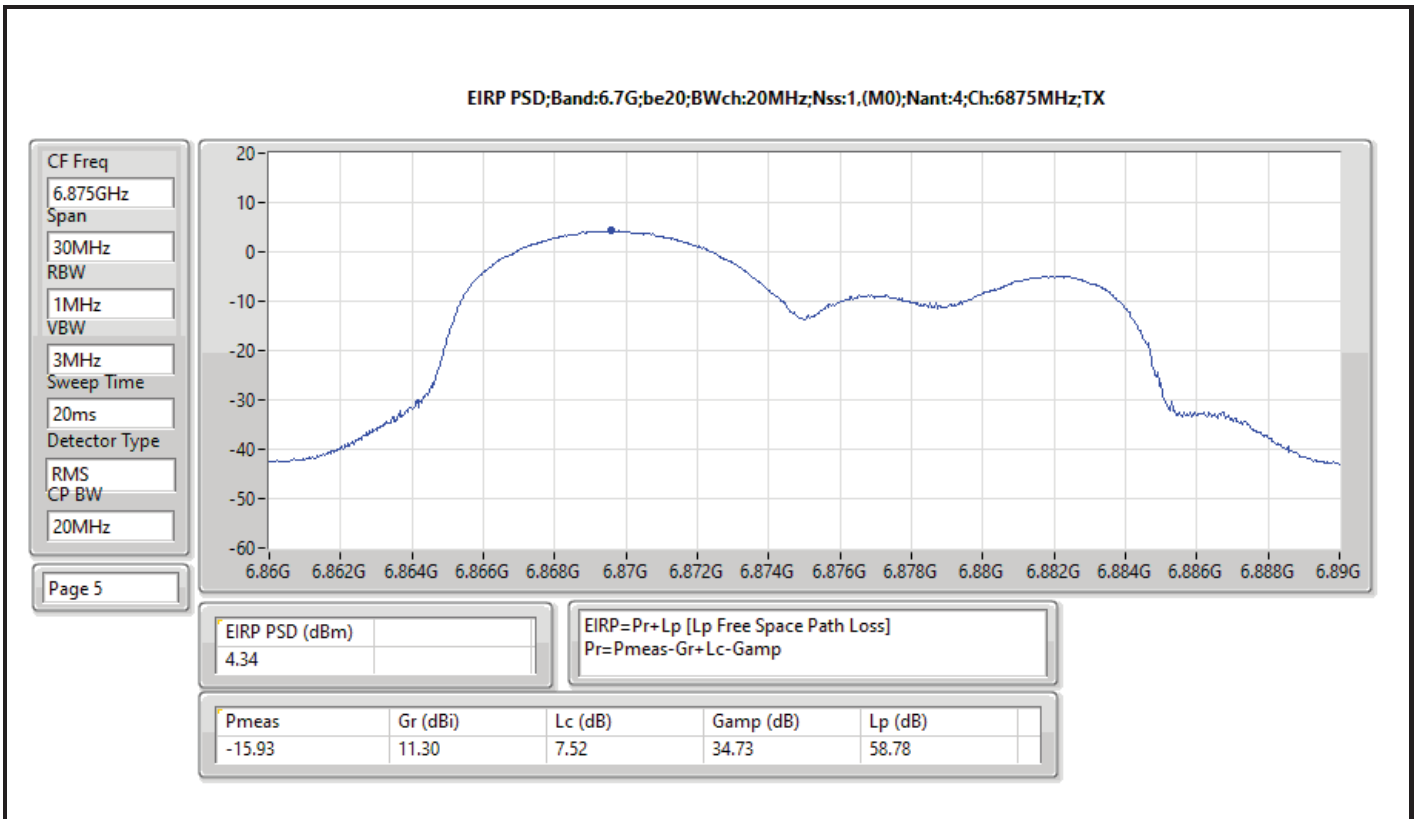
DG = Directional Gain; RBW = 500kHz for 5.725-5.85GHz band / 1MHz for other band;
 PD = trace bin-by-bin of each transmits port summing can be performed maximum power density; Port X = Port X Power Density;

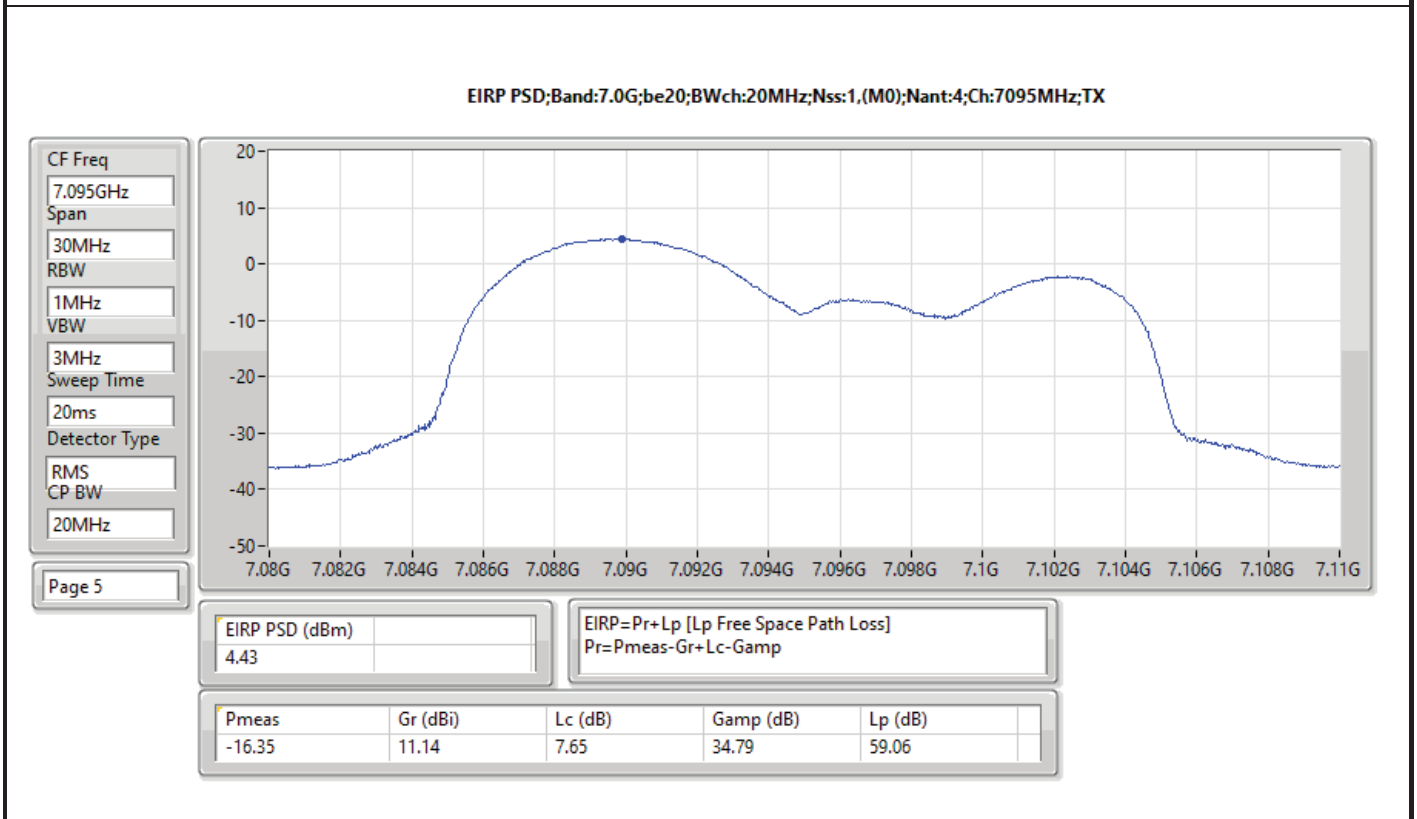
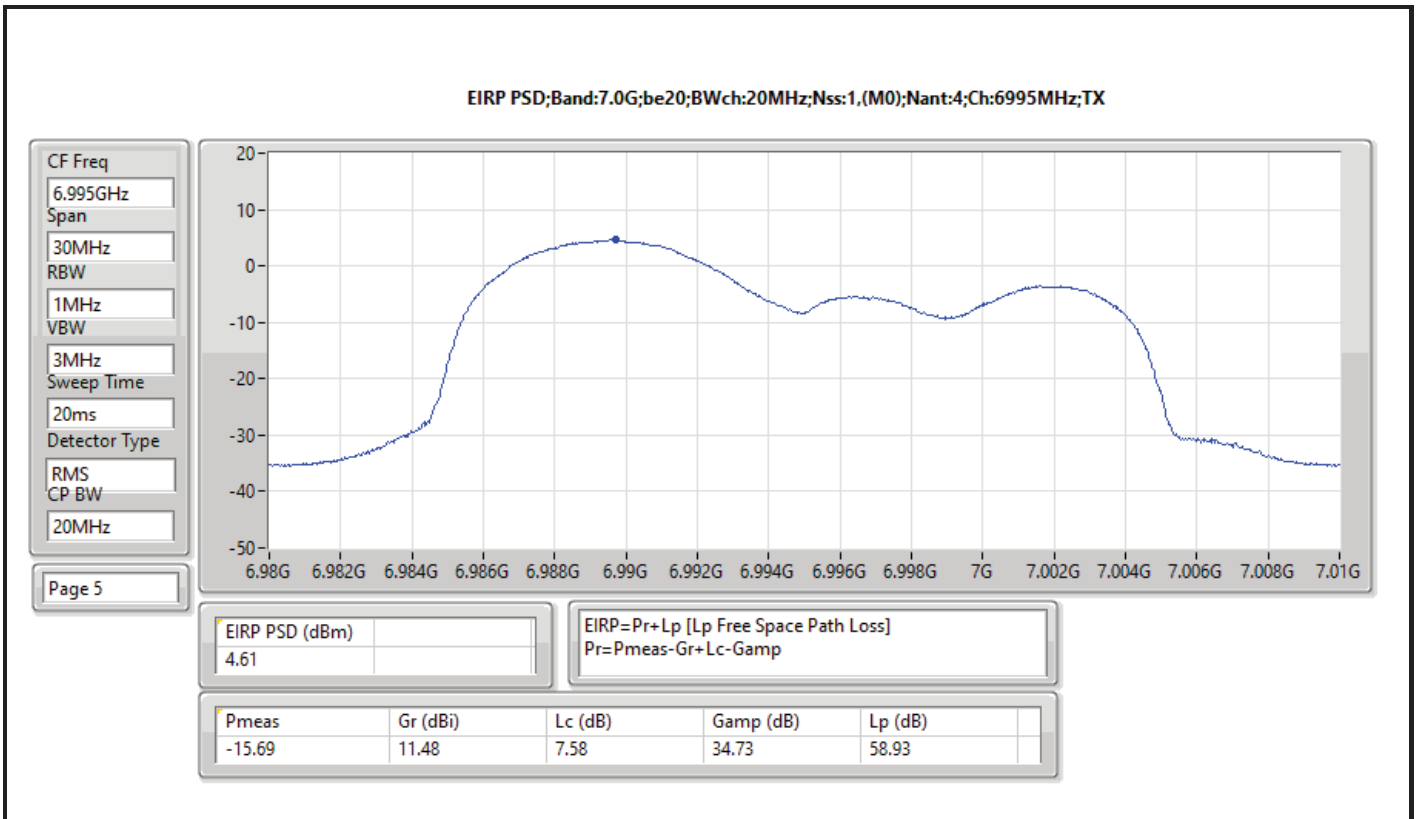


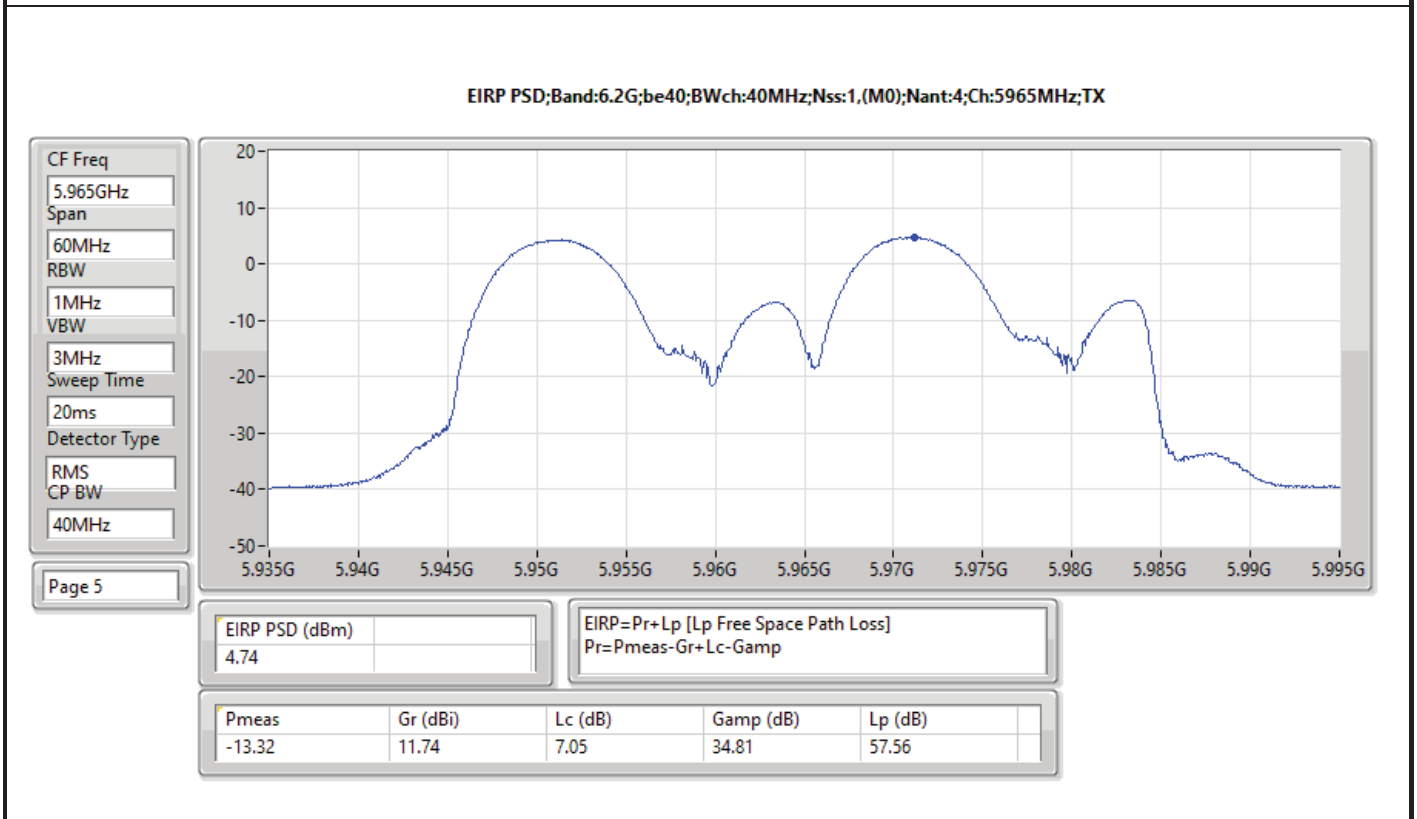
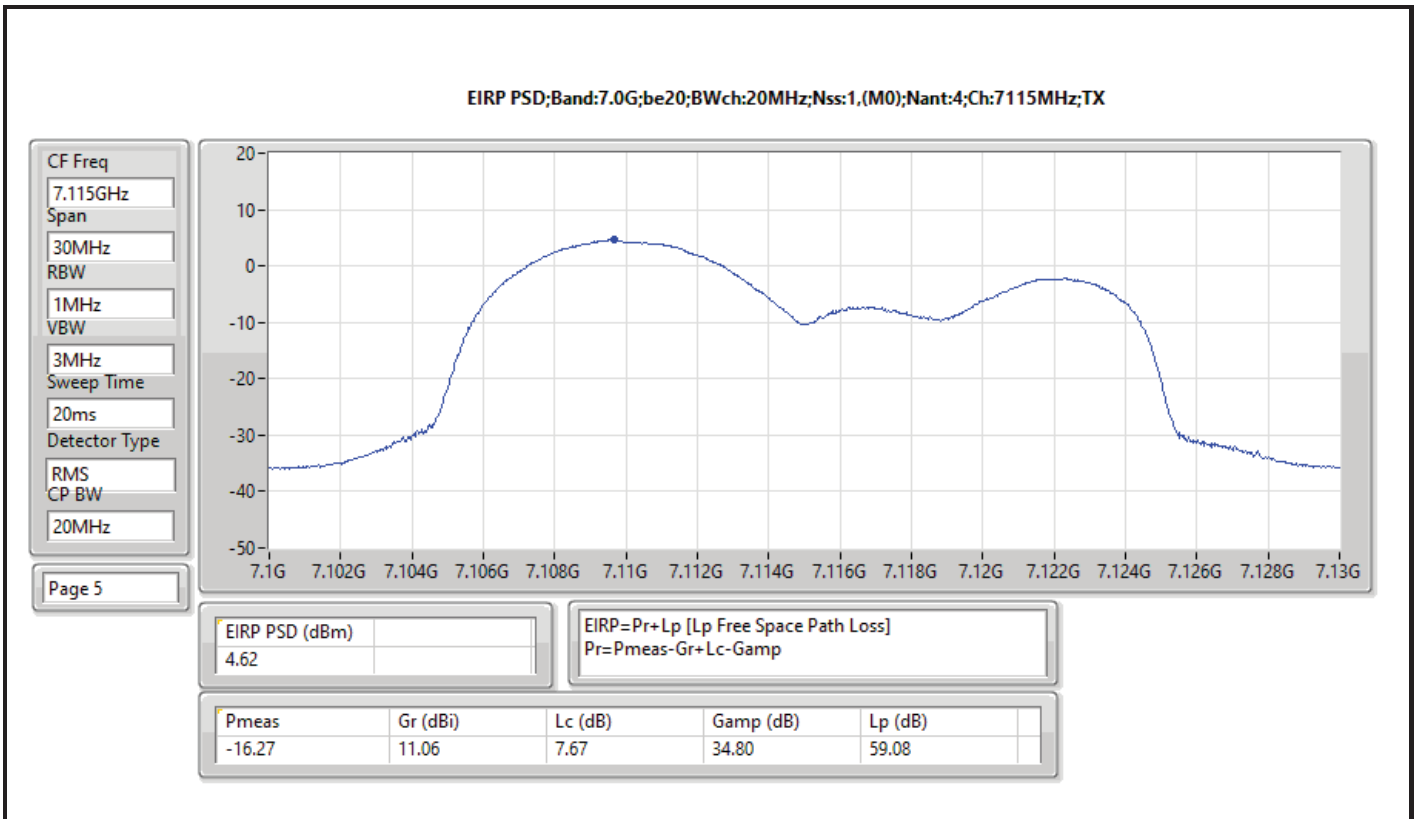


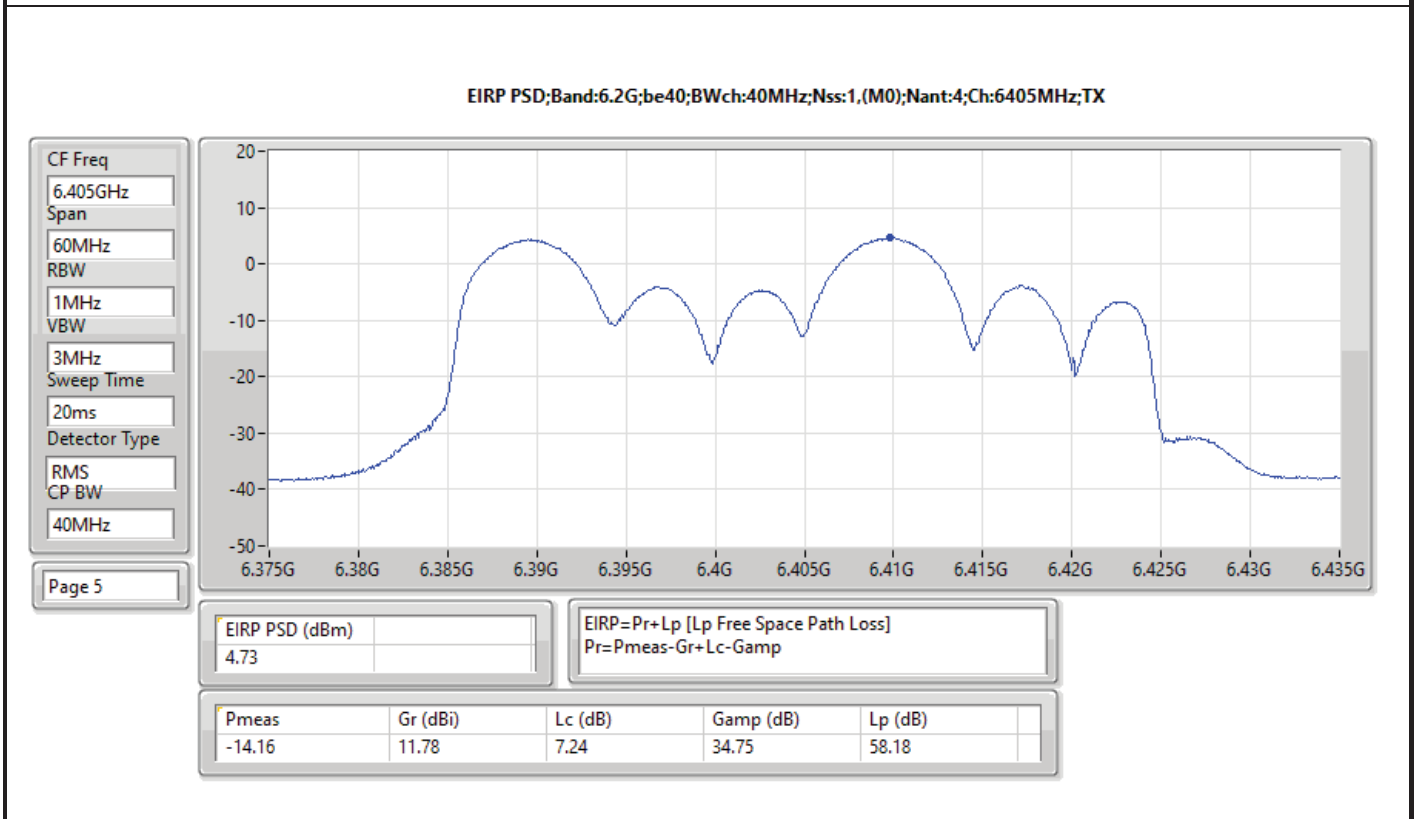
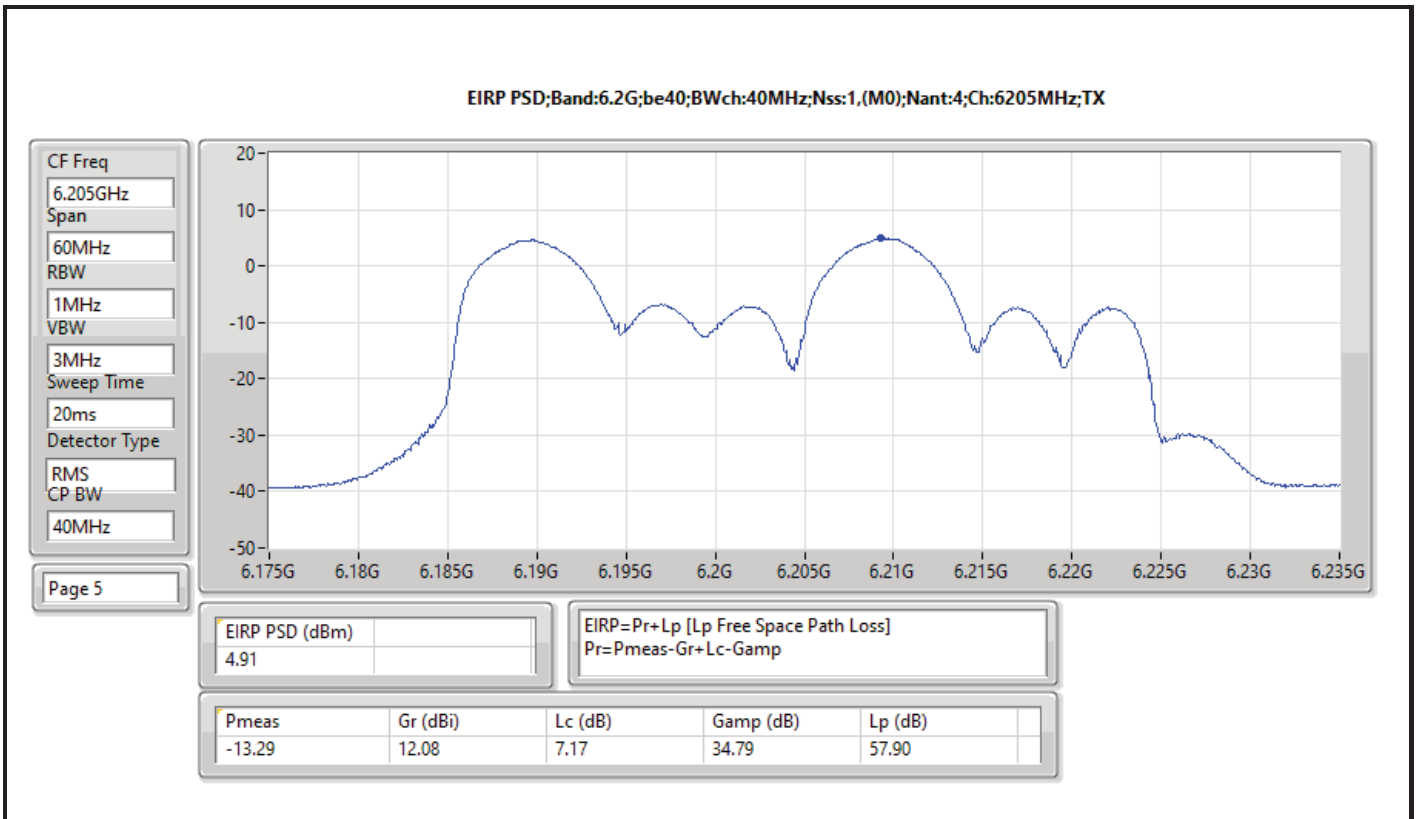


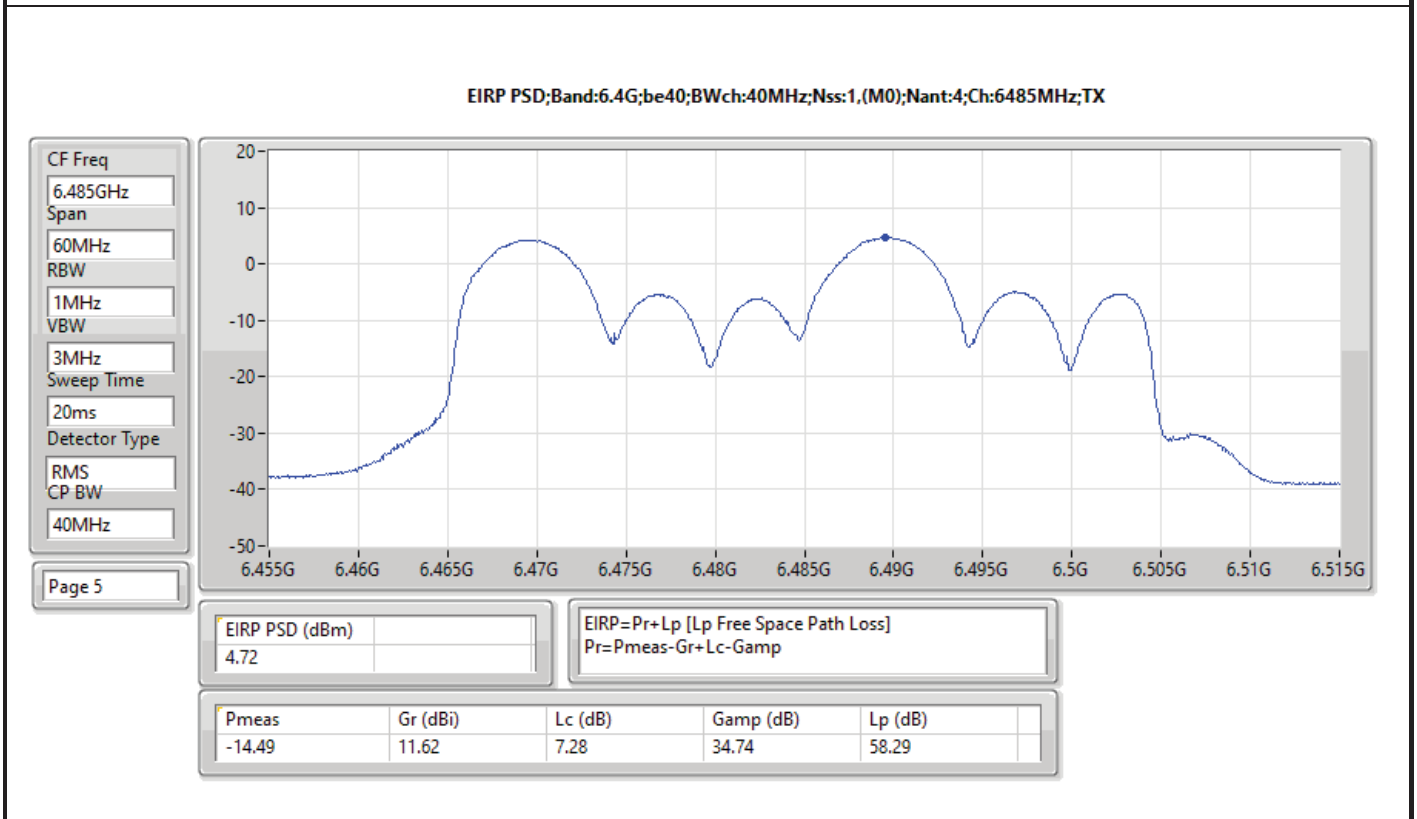
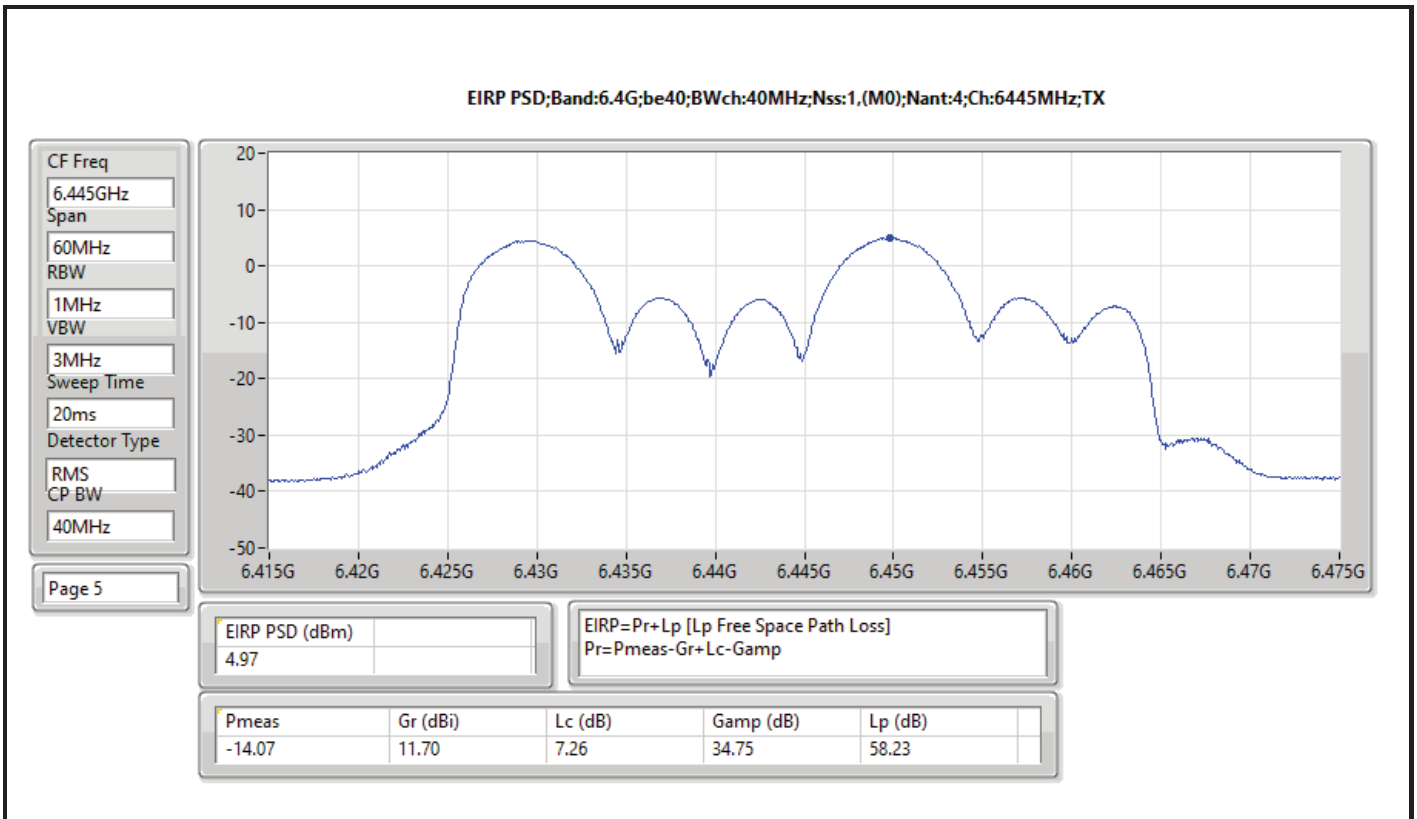


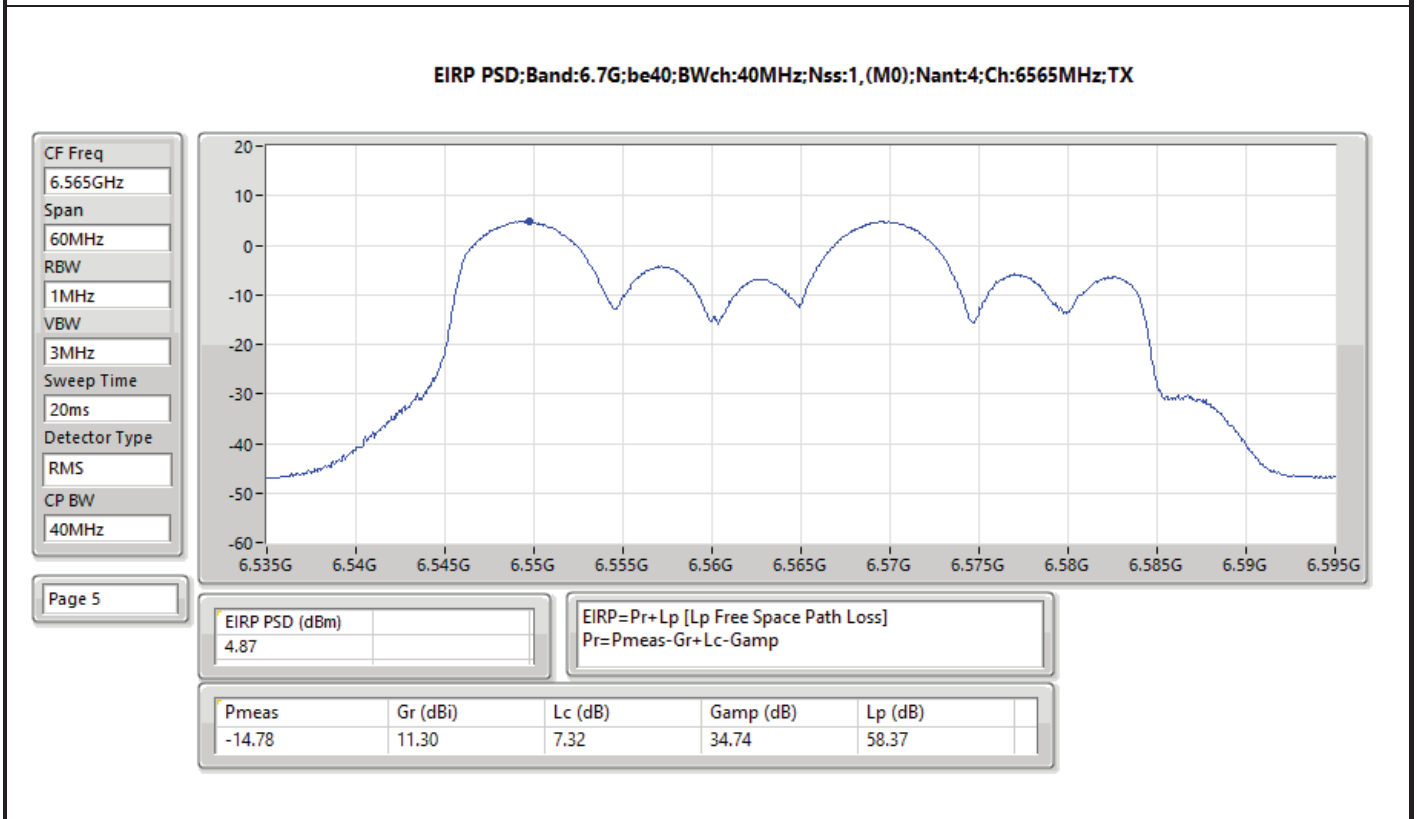
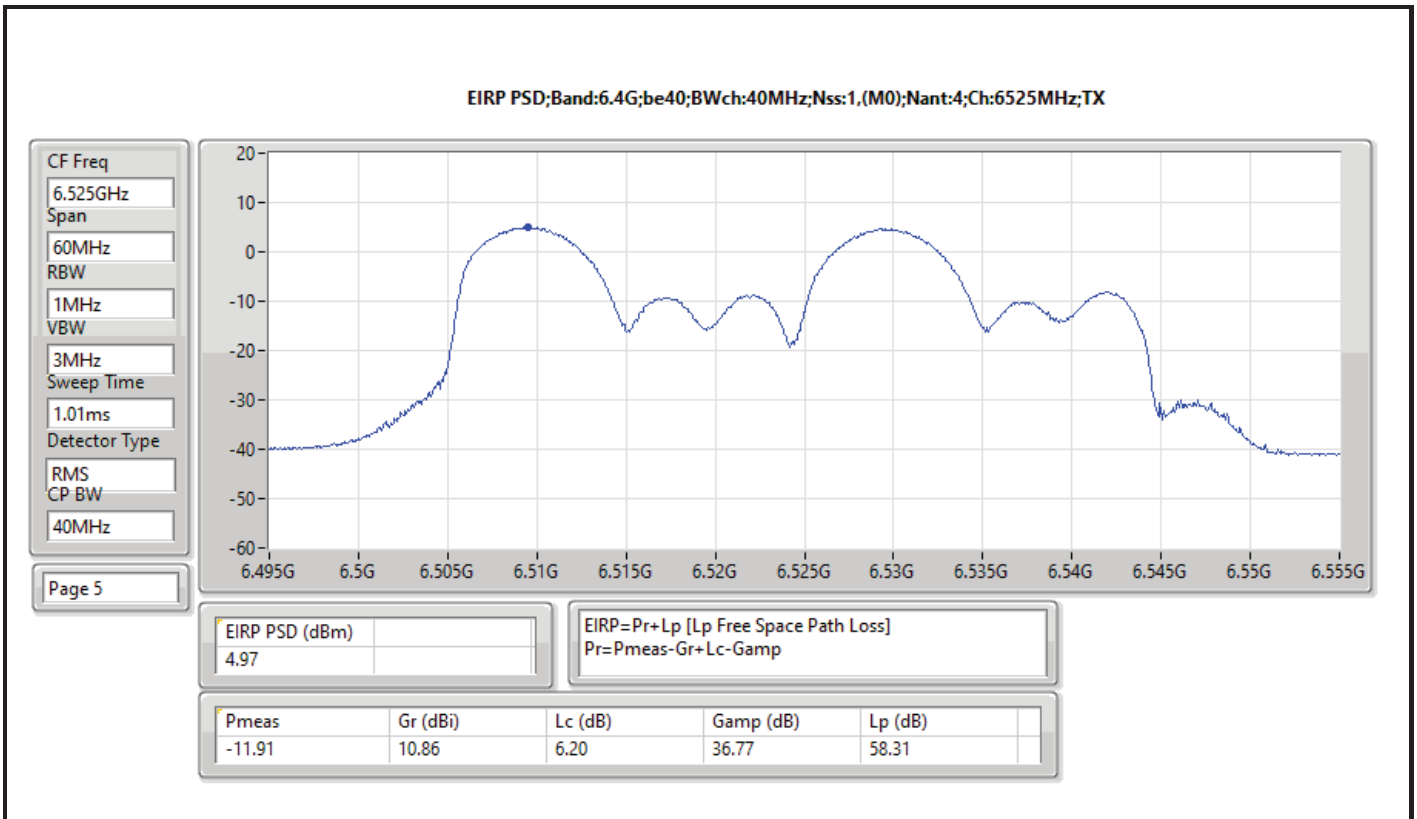


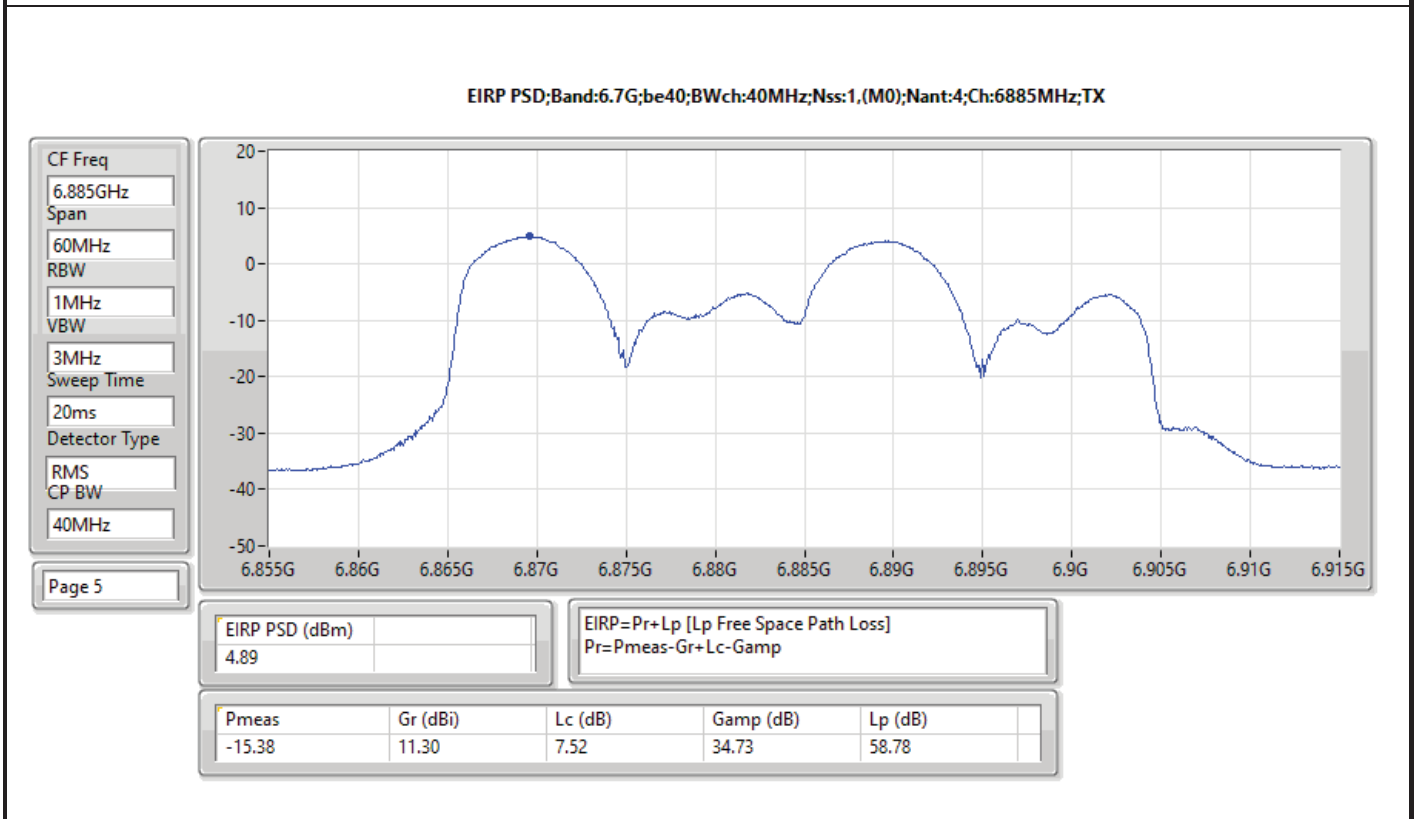
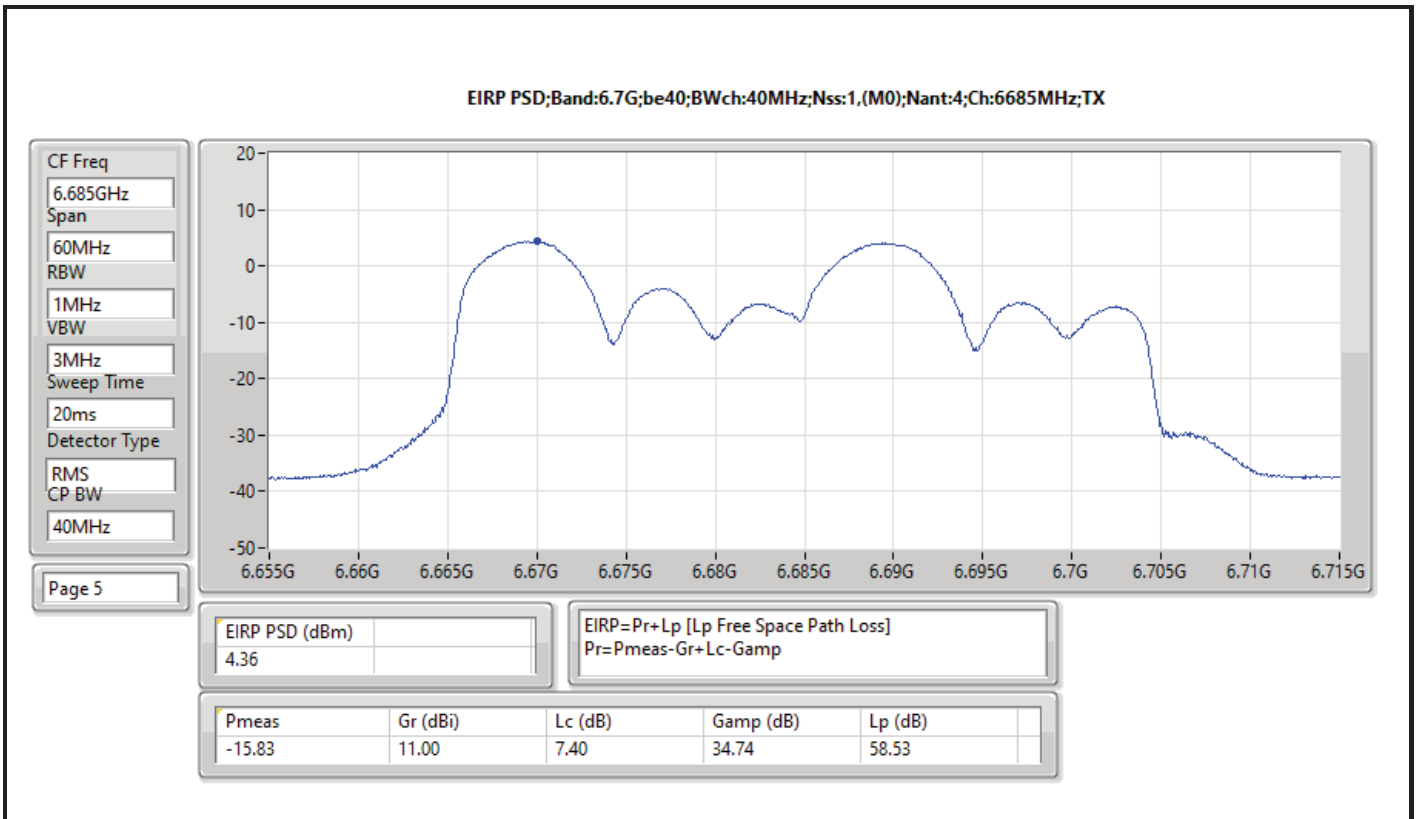


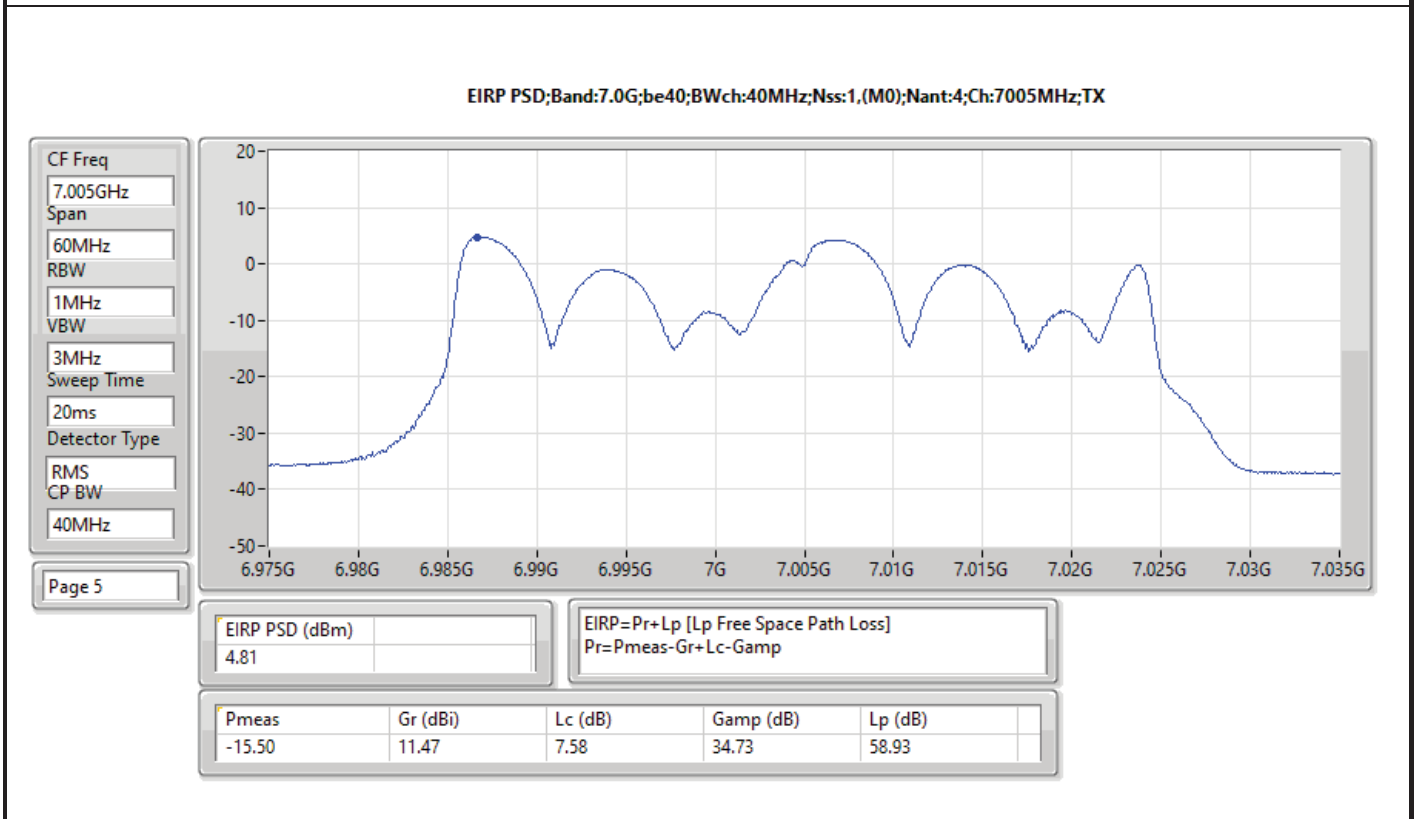
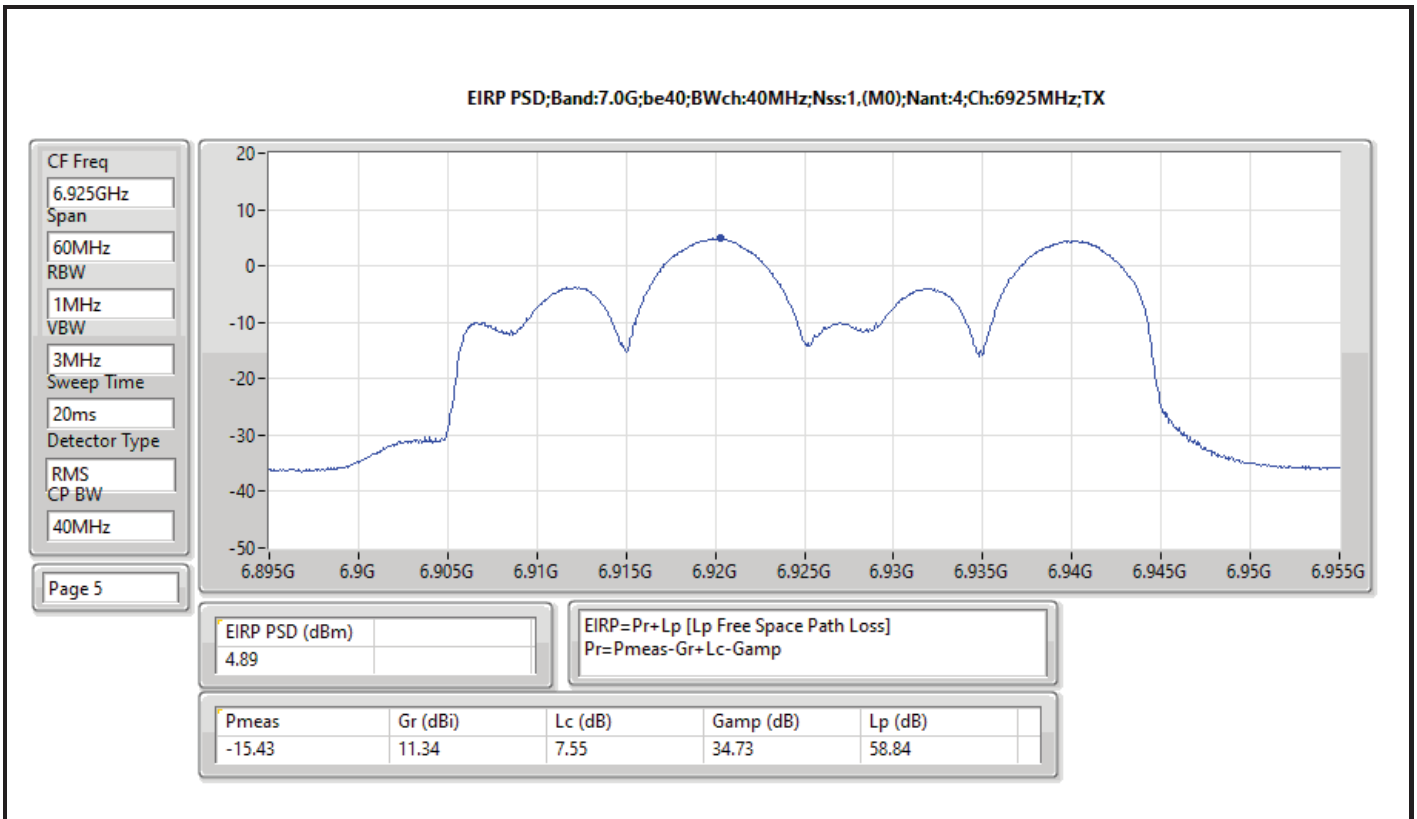


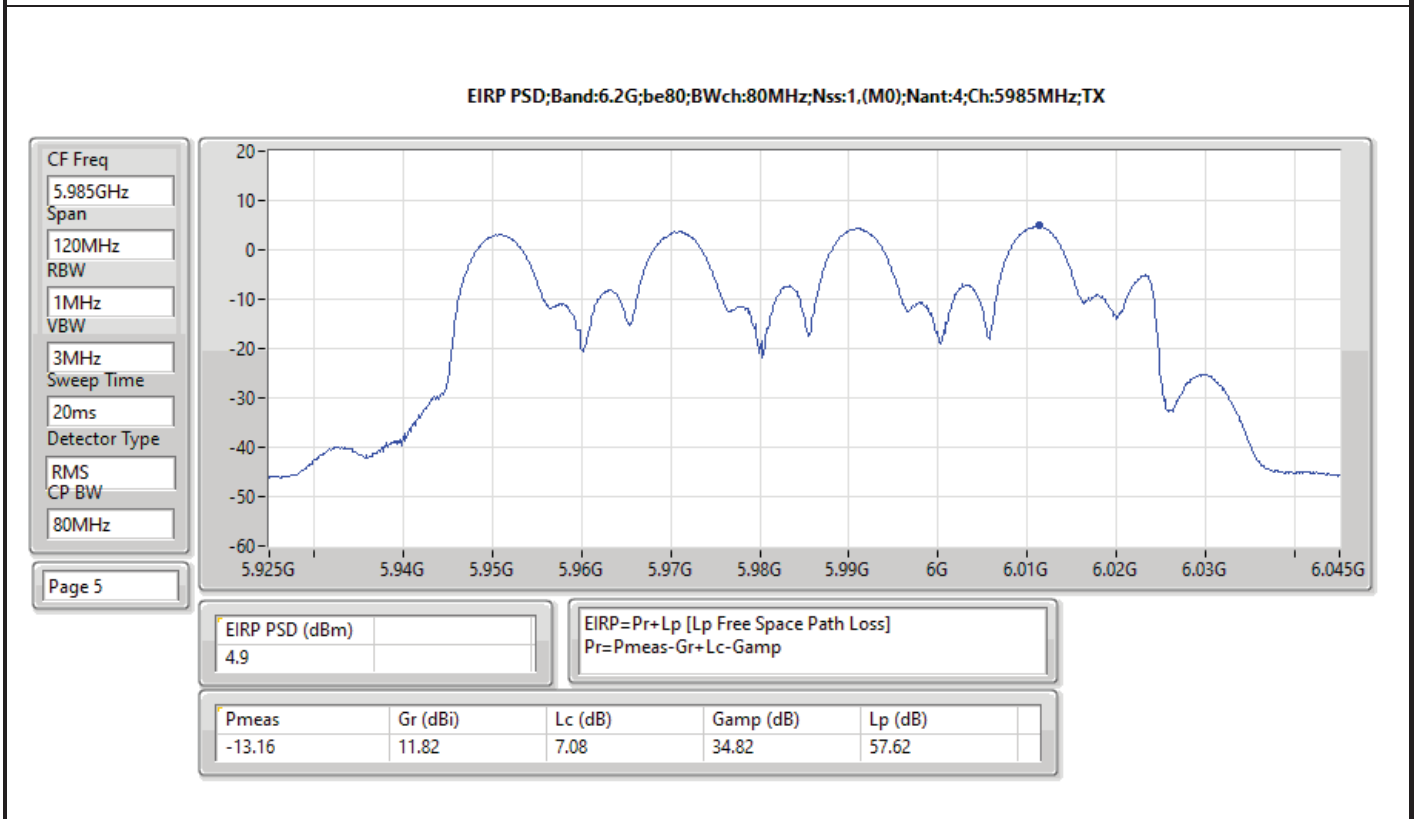
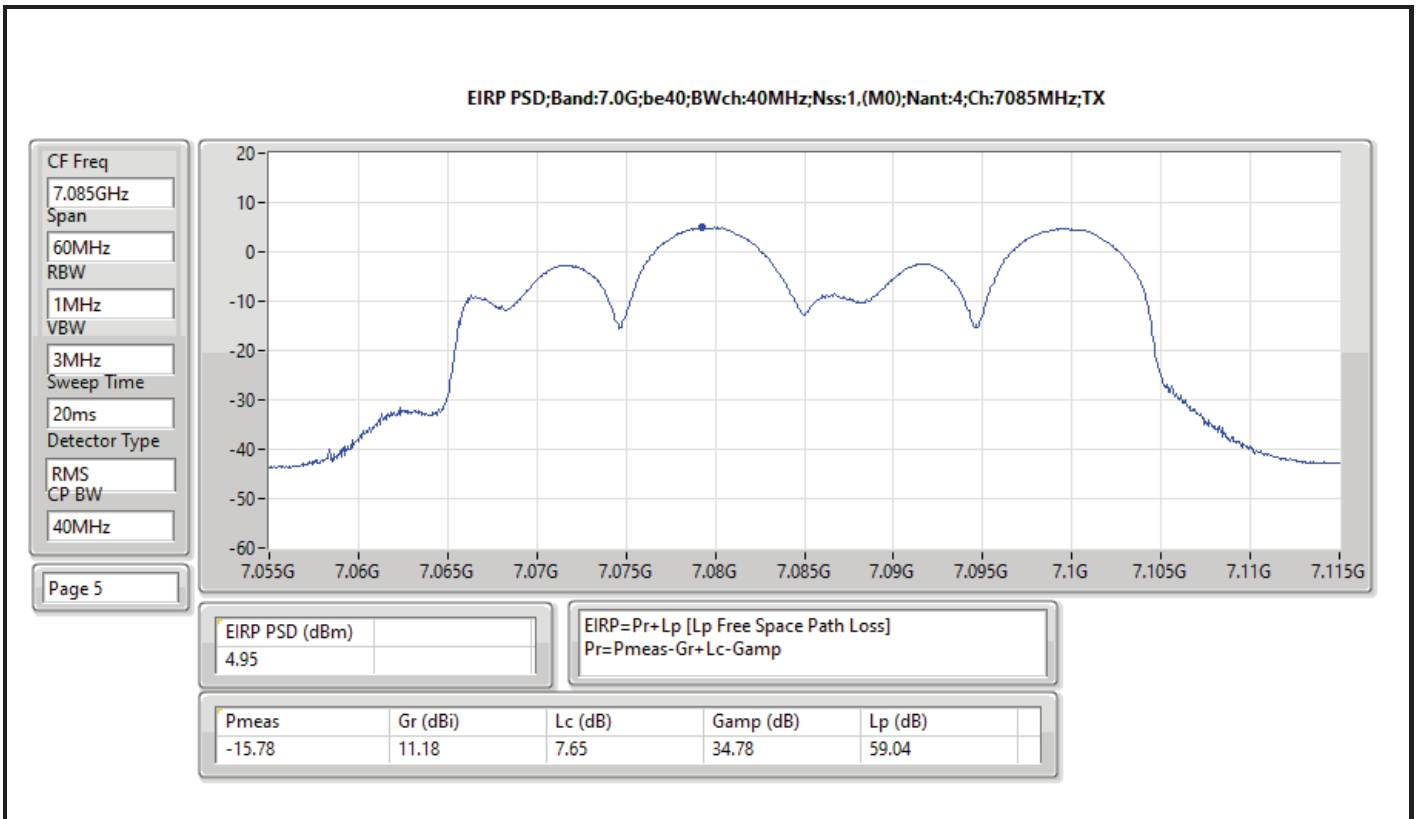


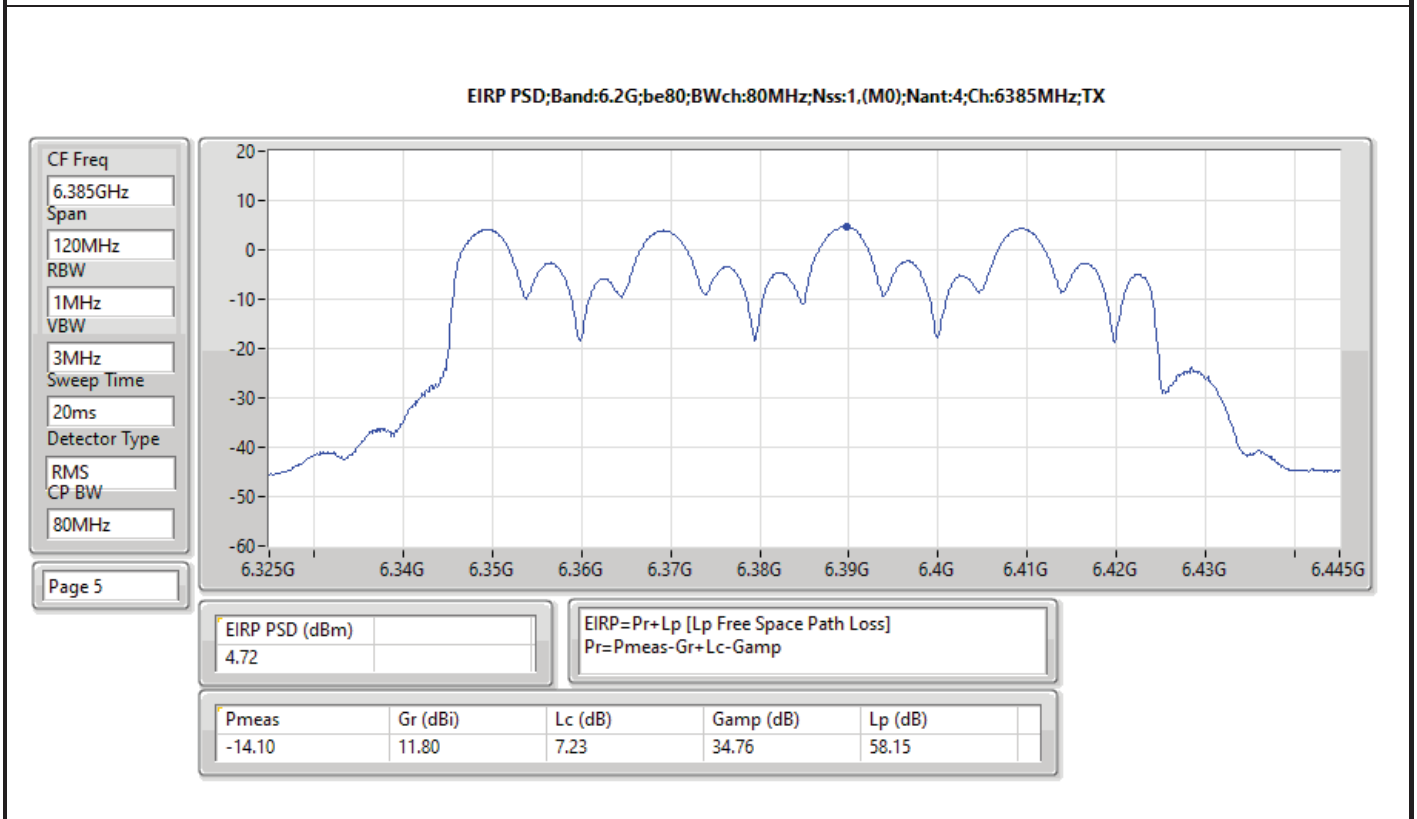
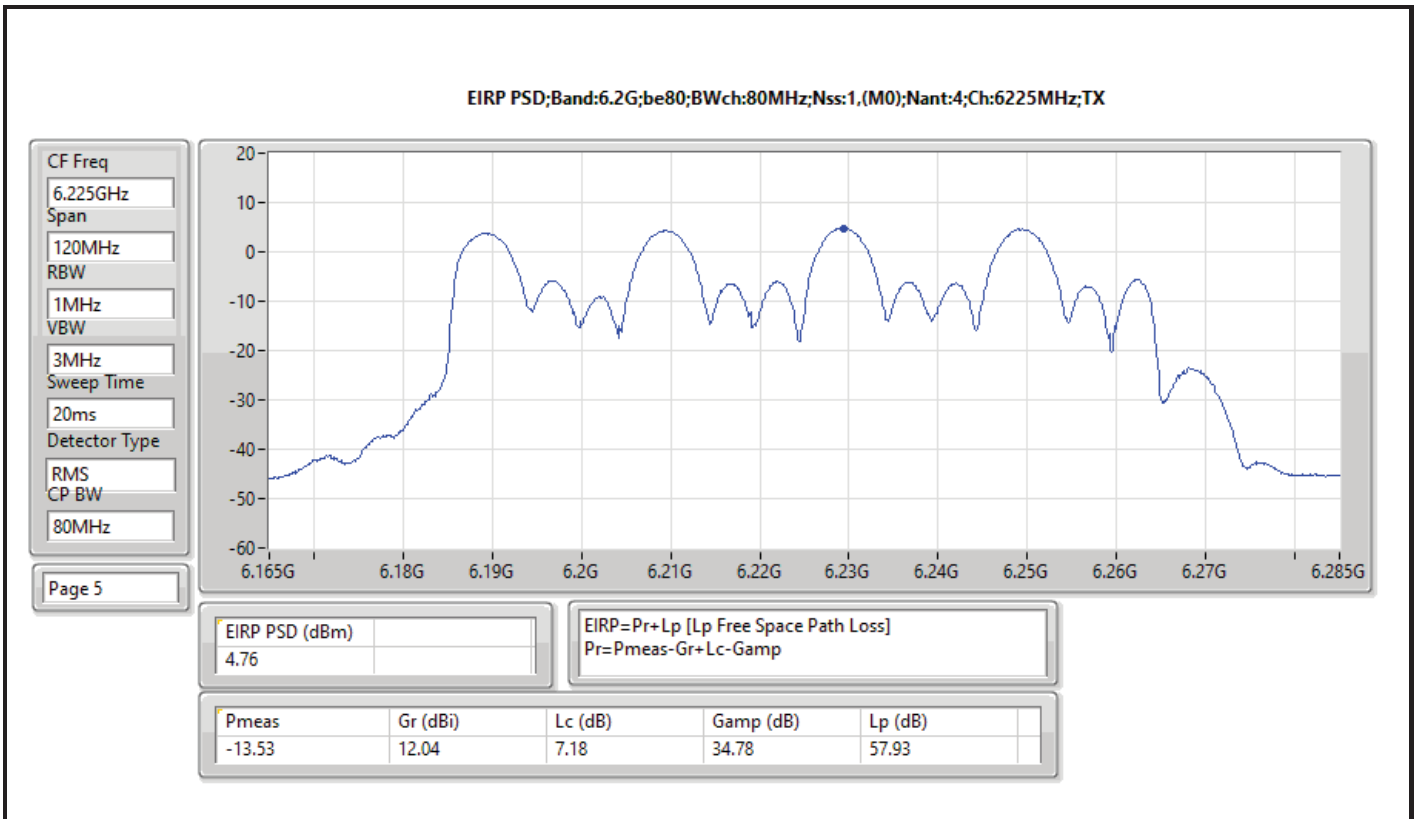


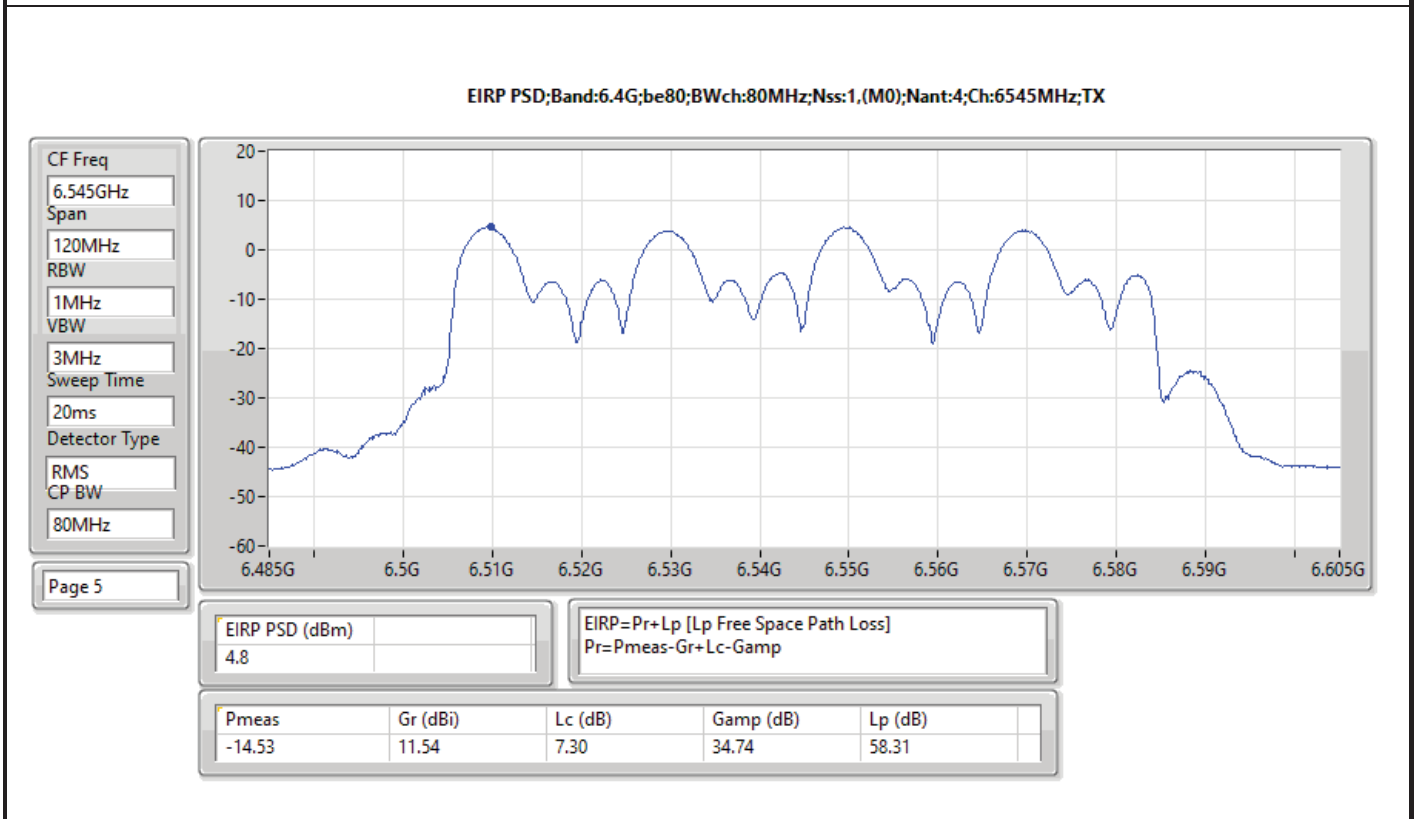
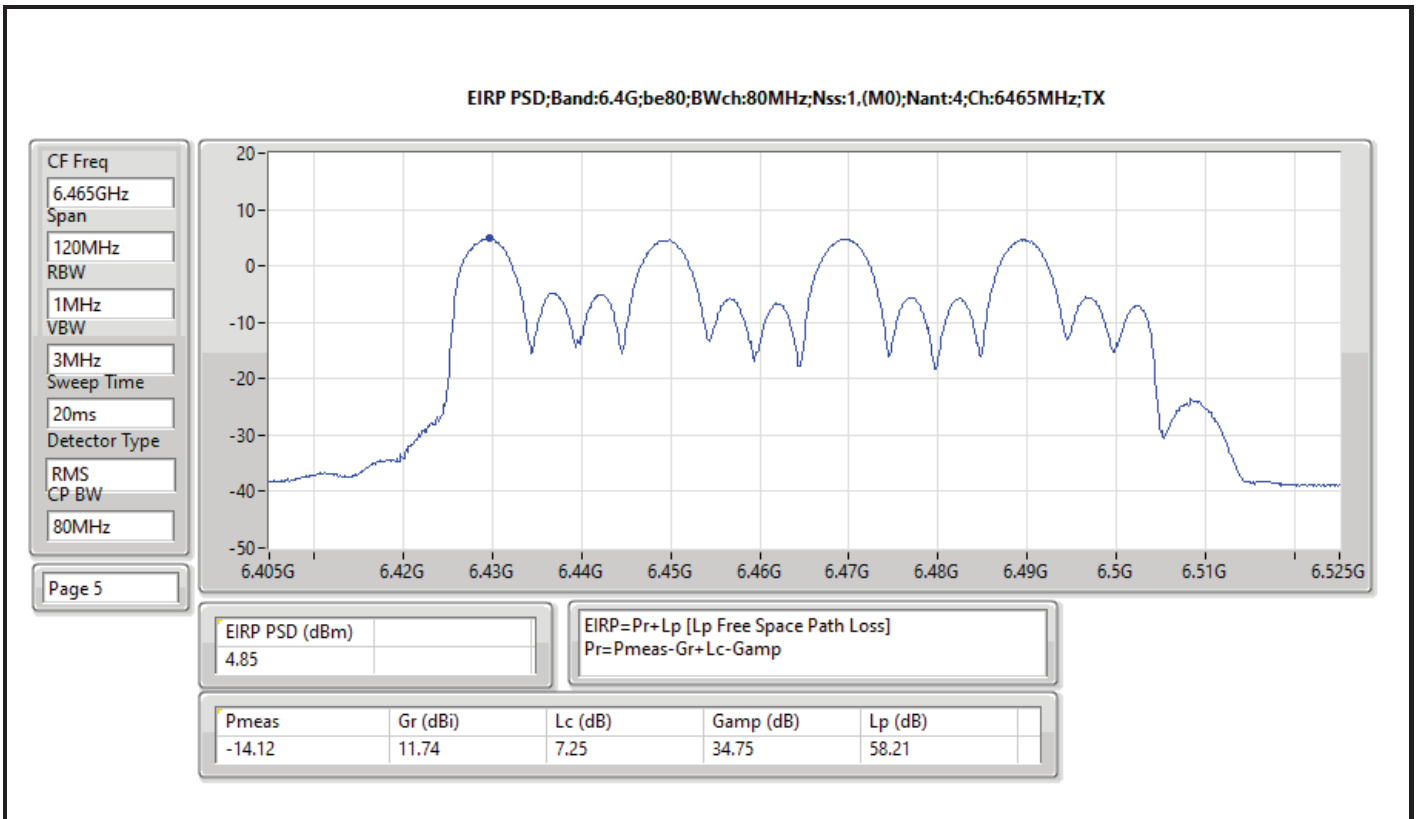


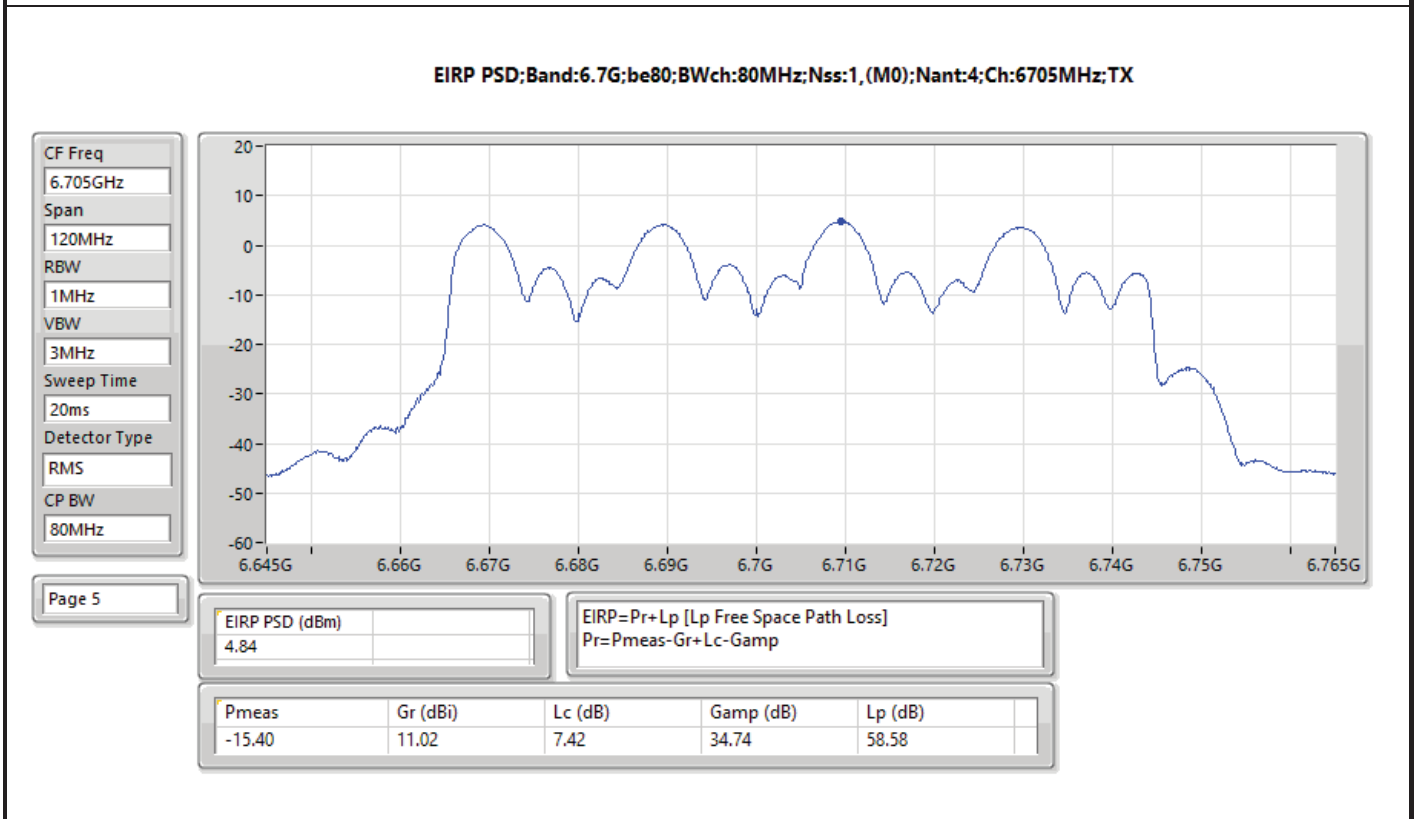
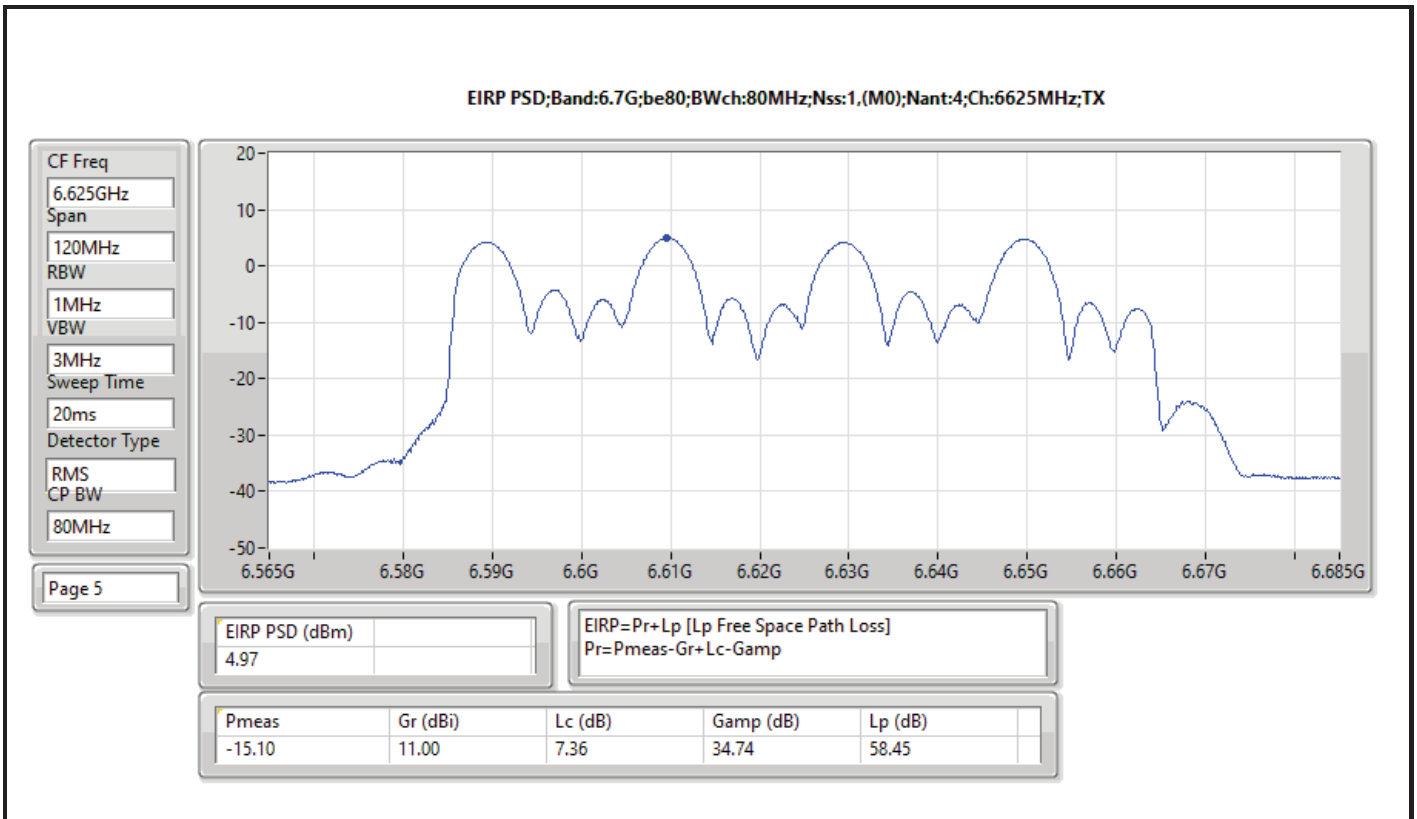


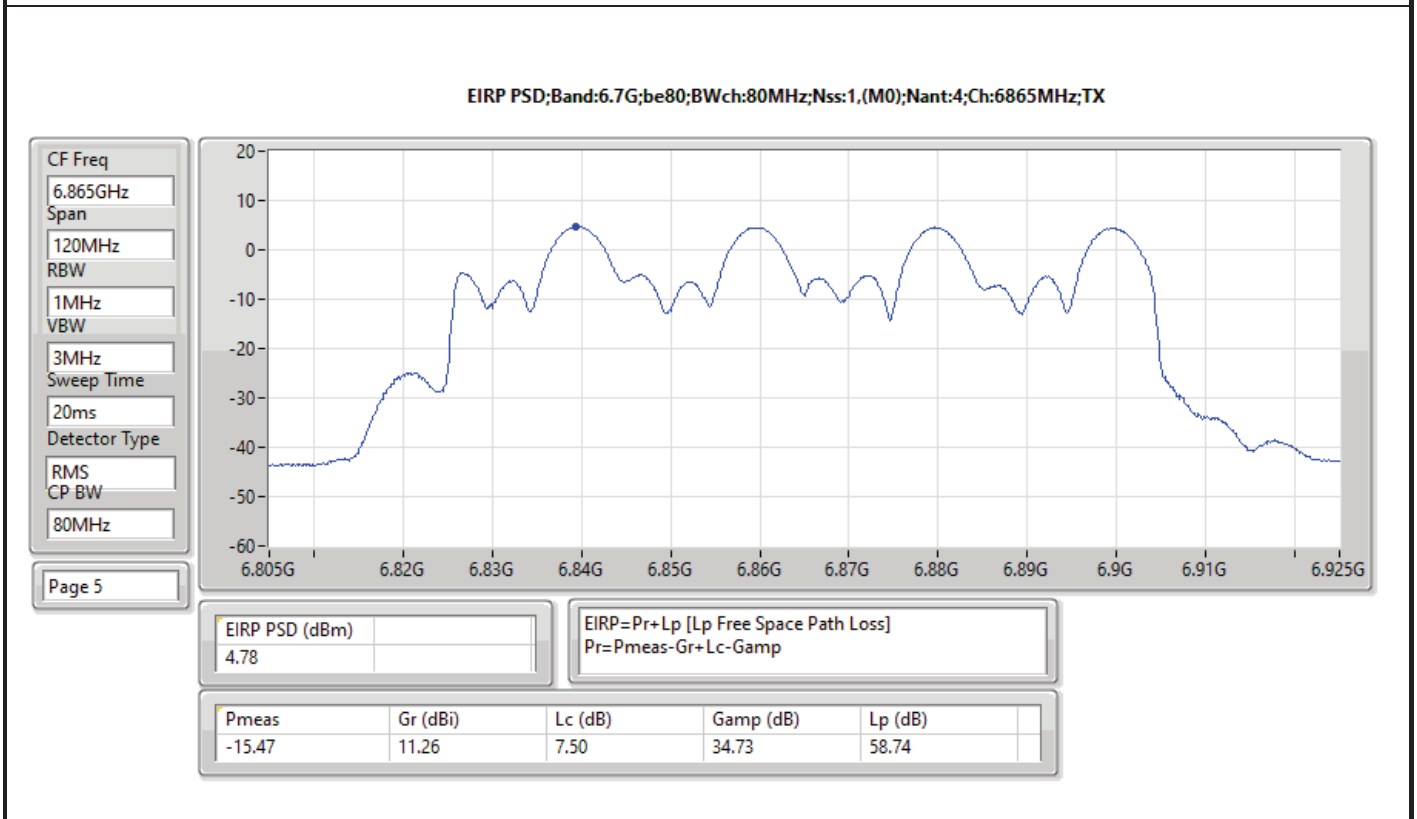
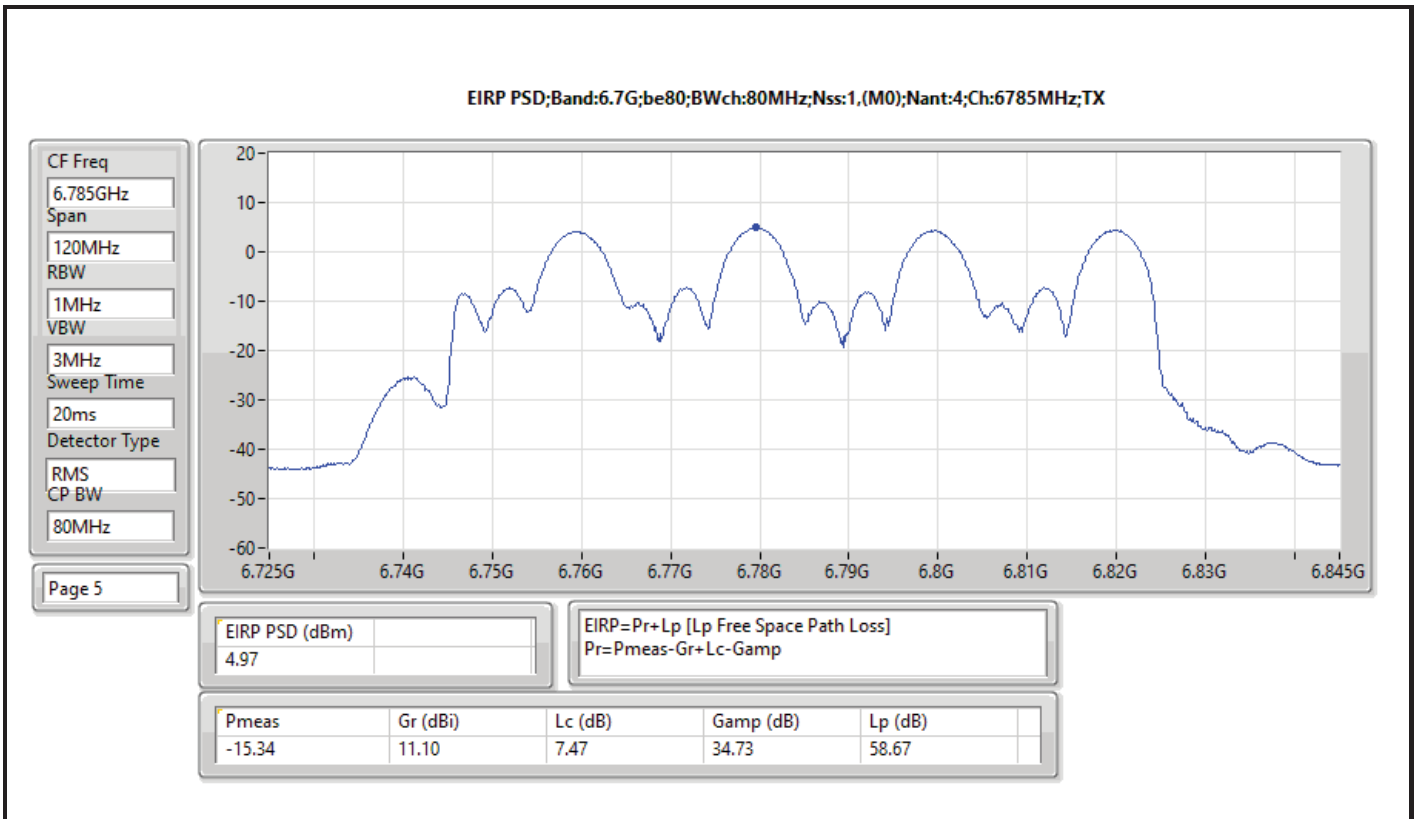


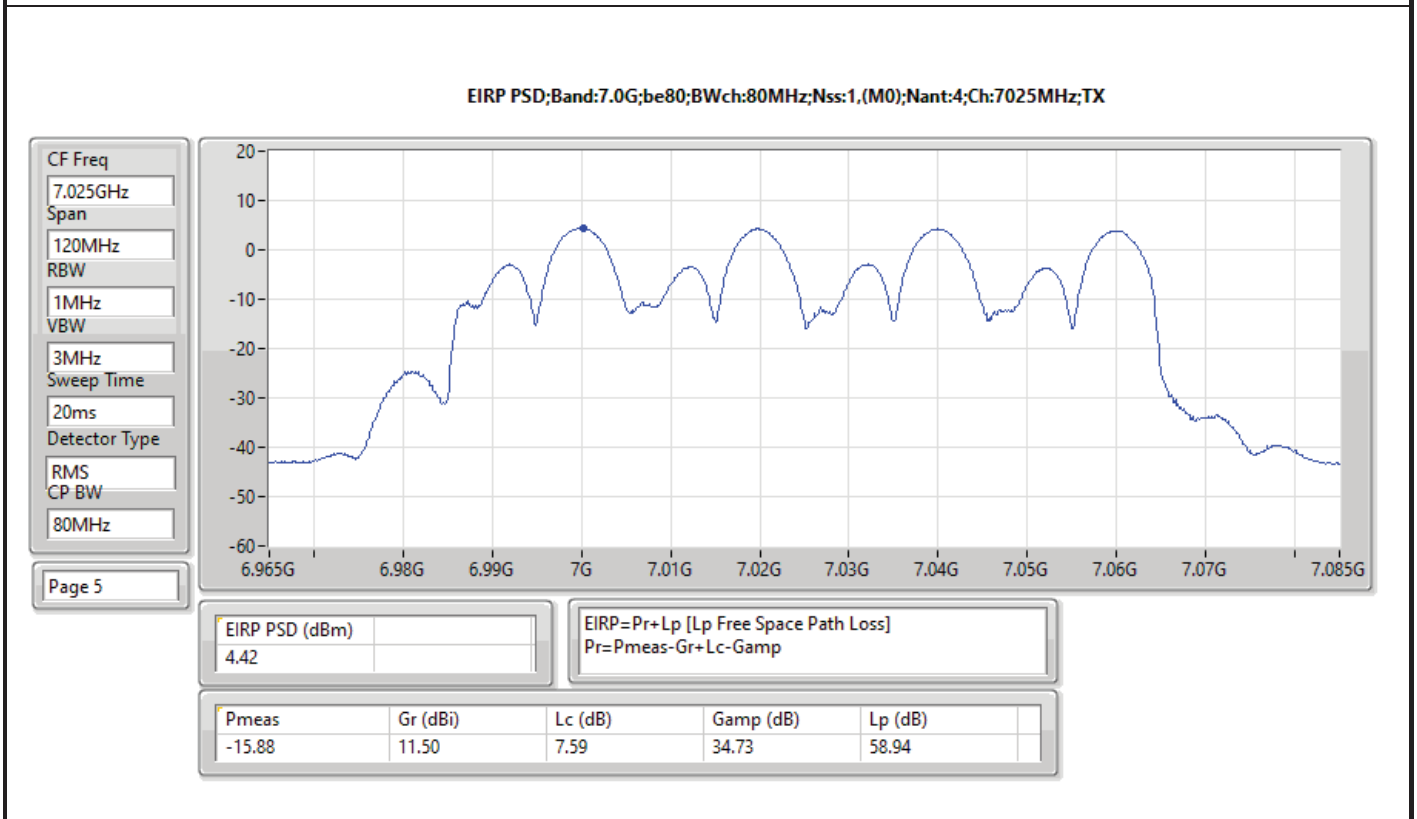
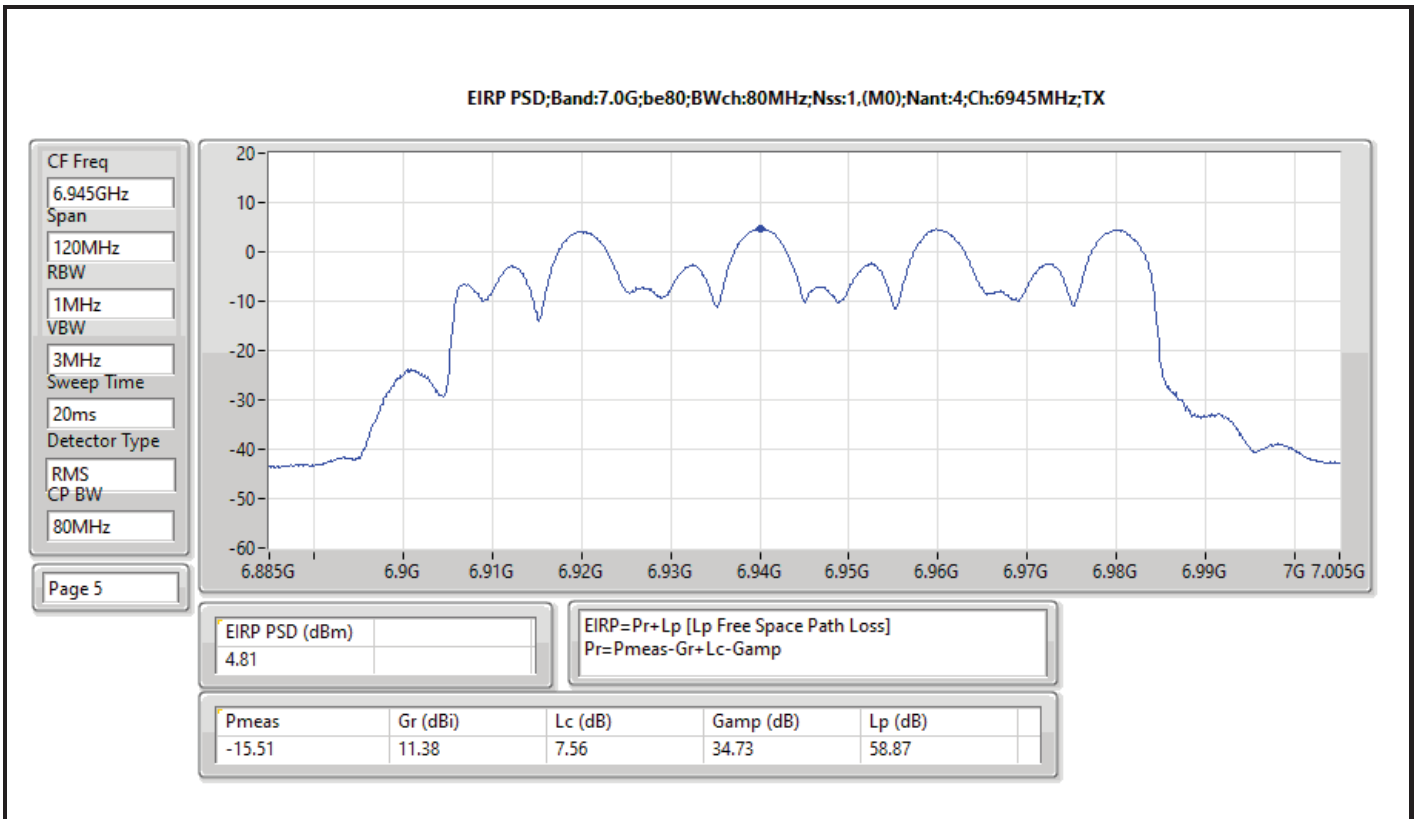


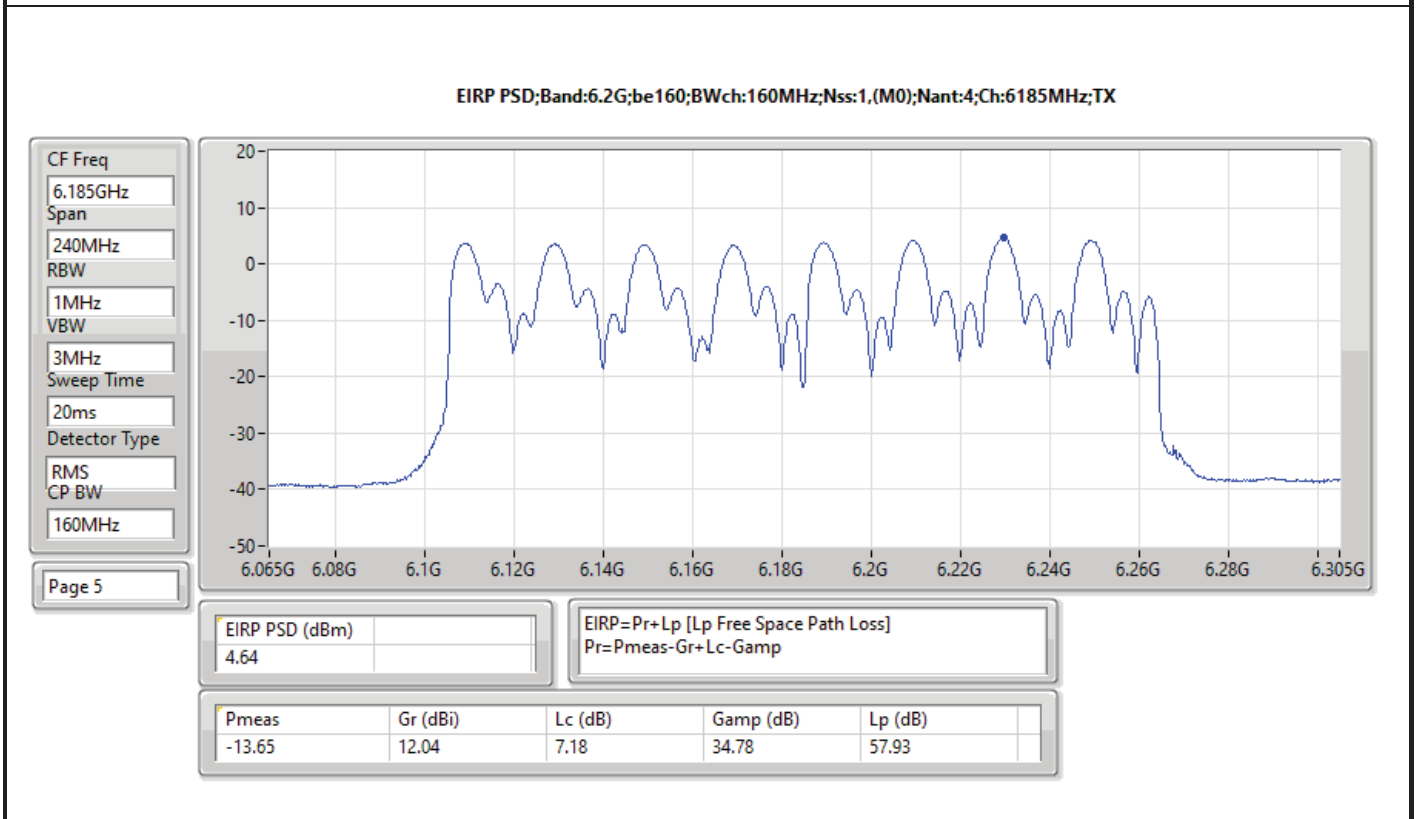
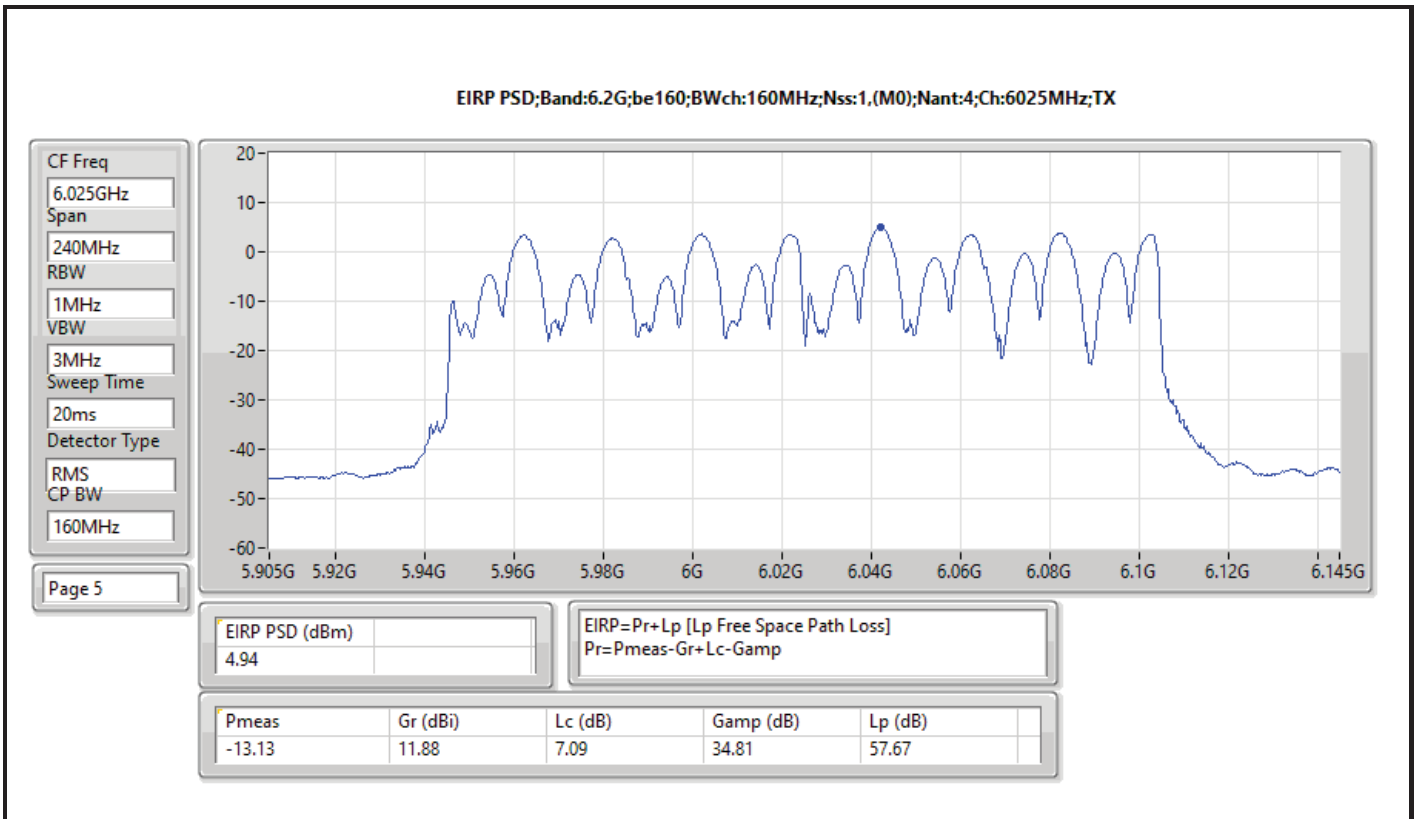


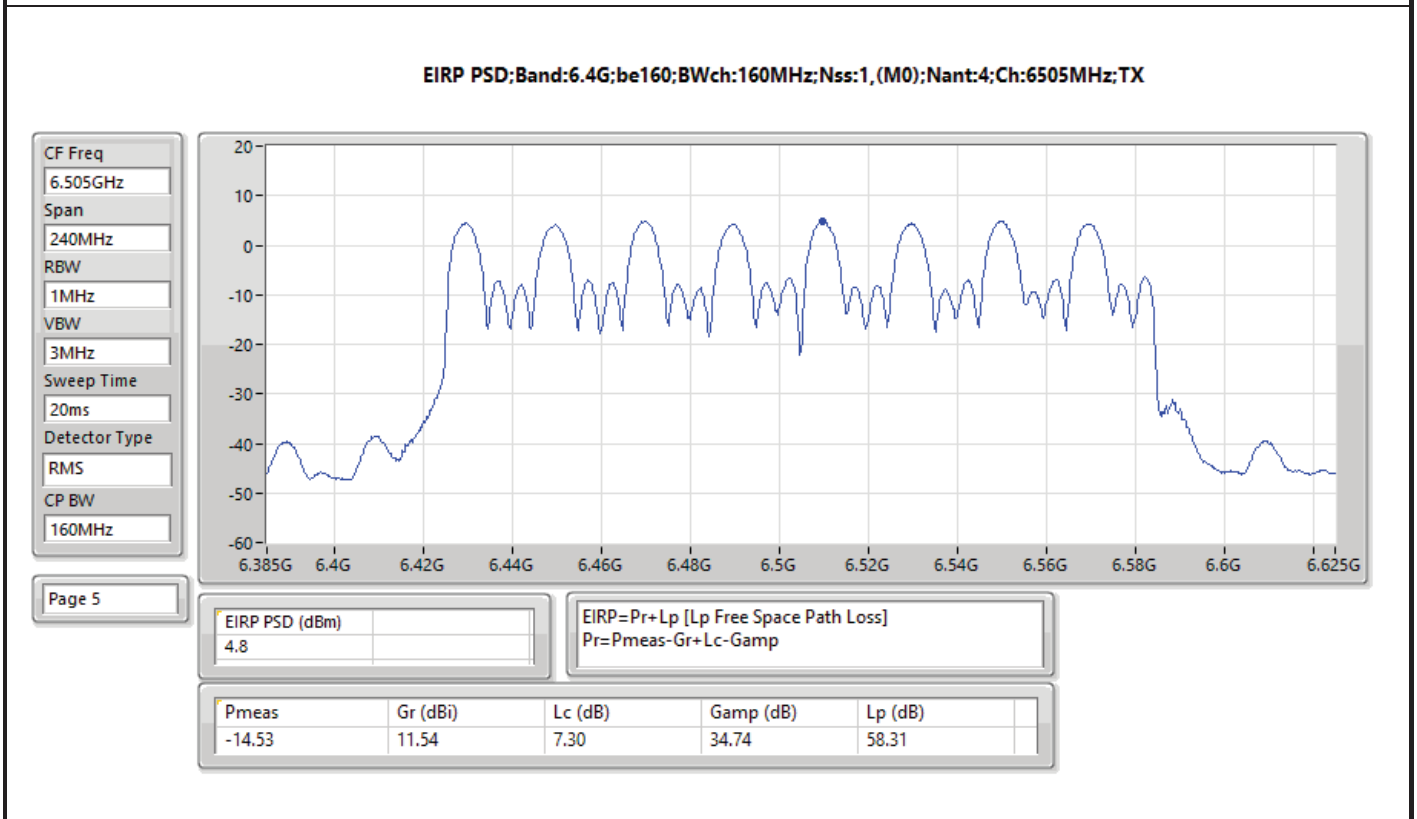
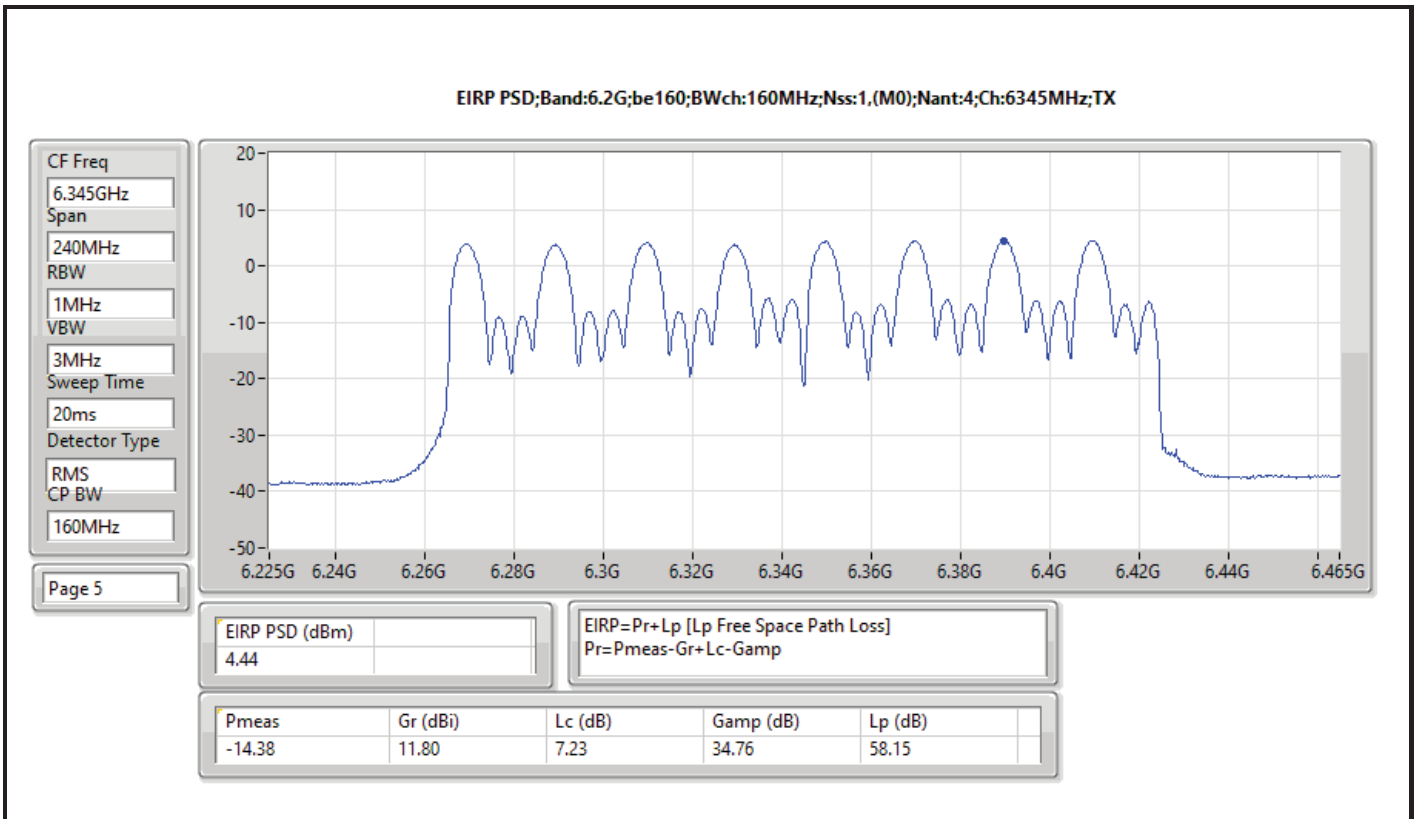


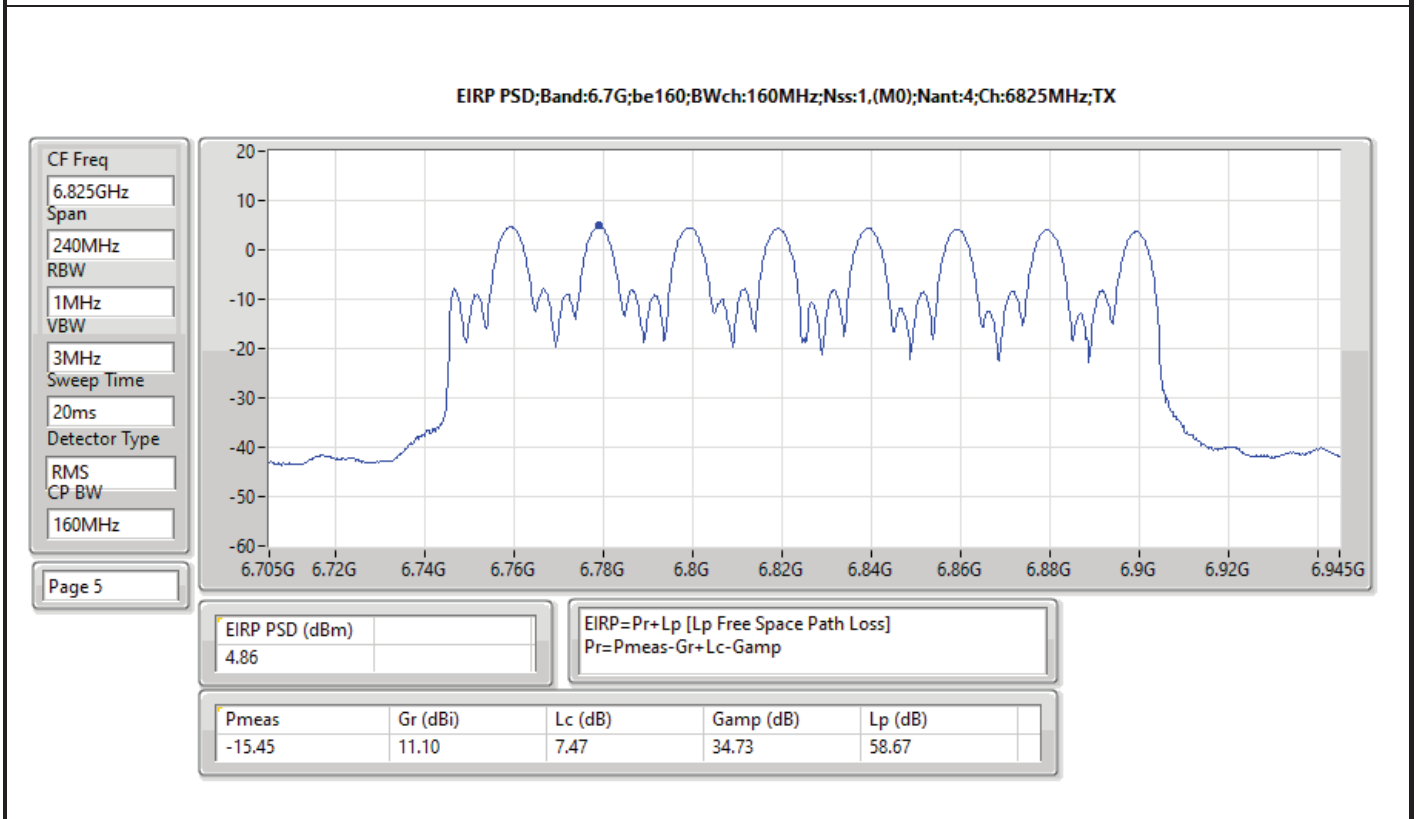
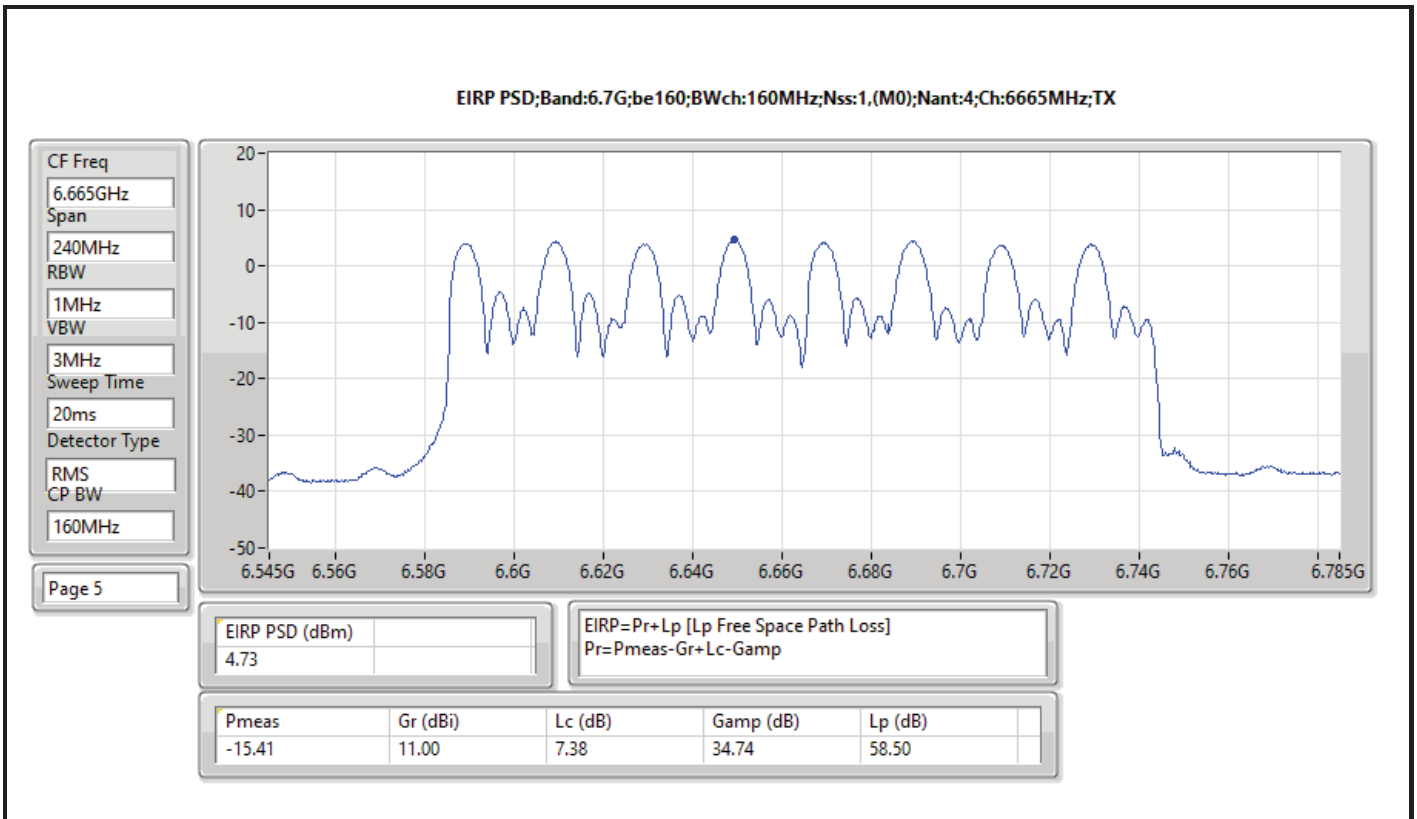


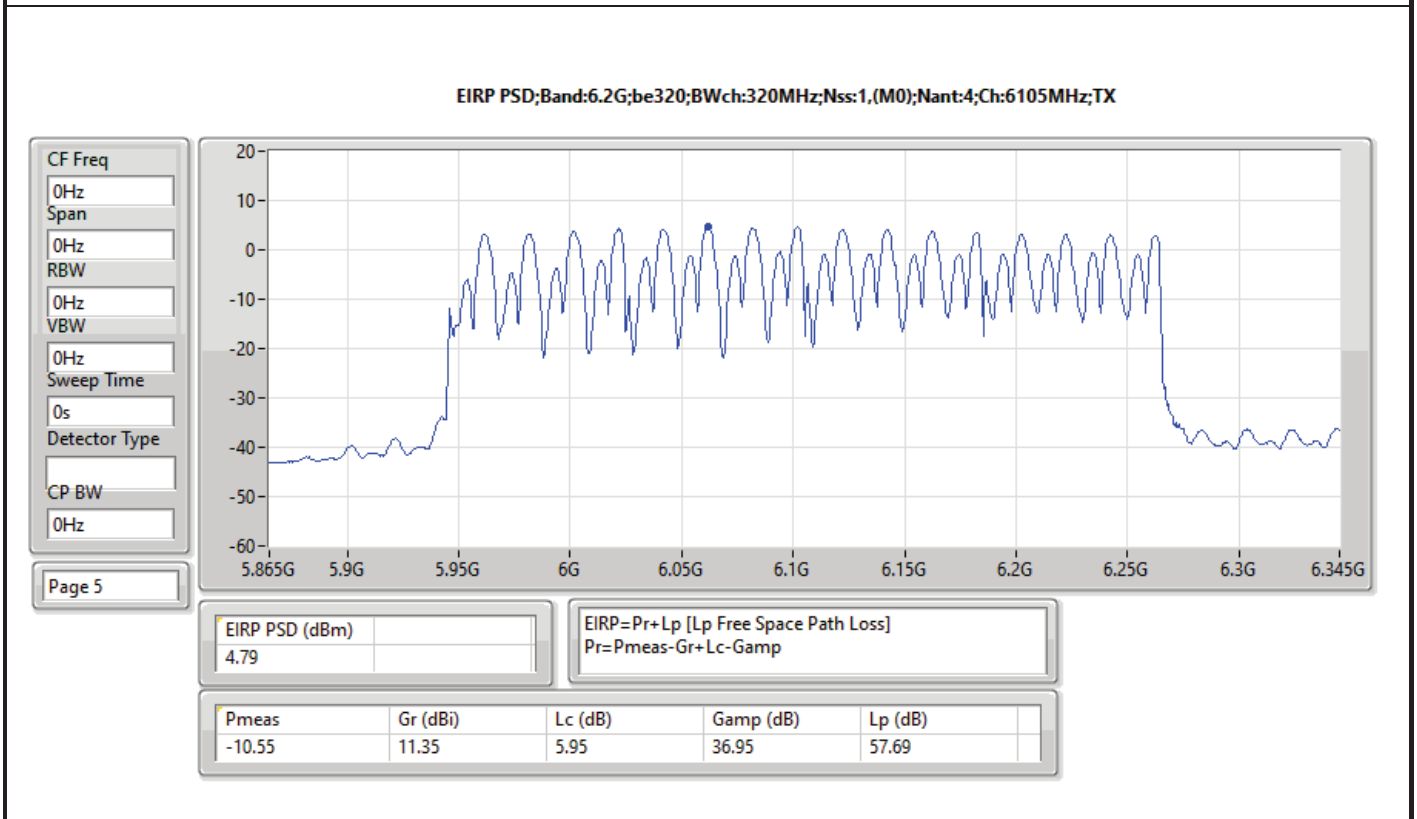
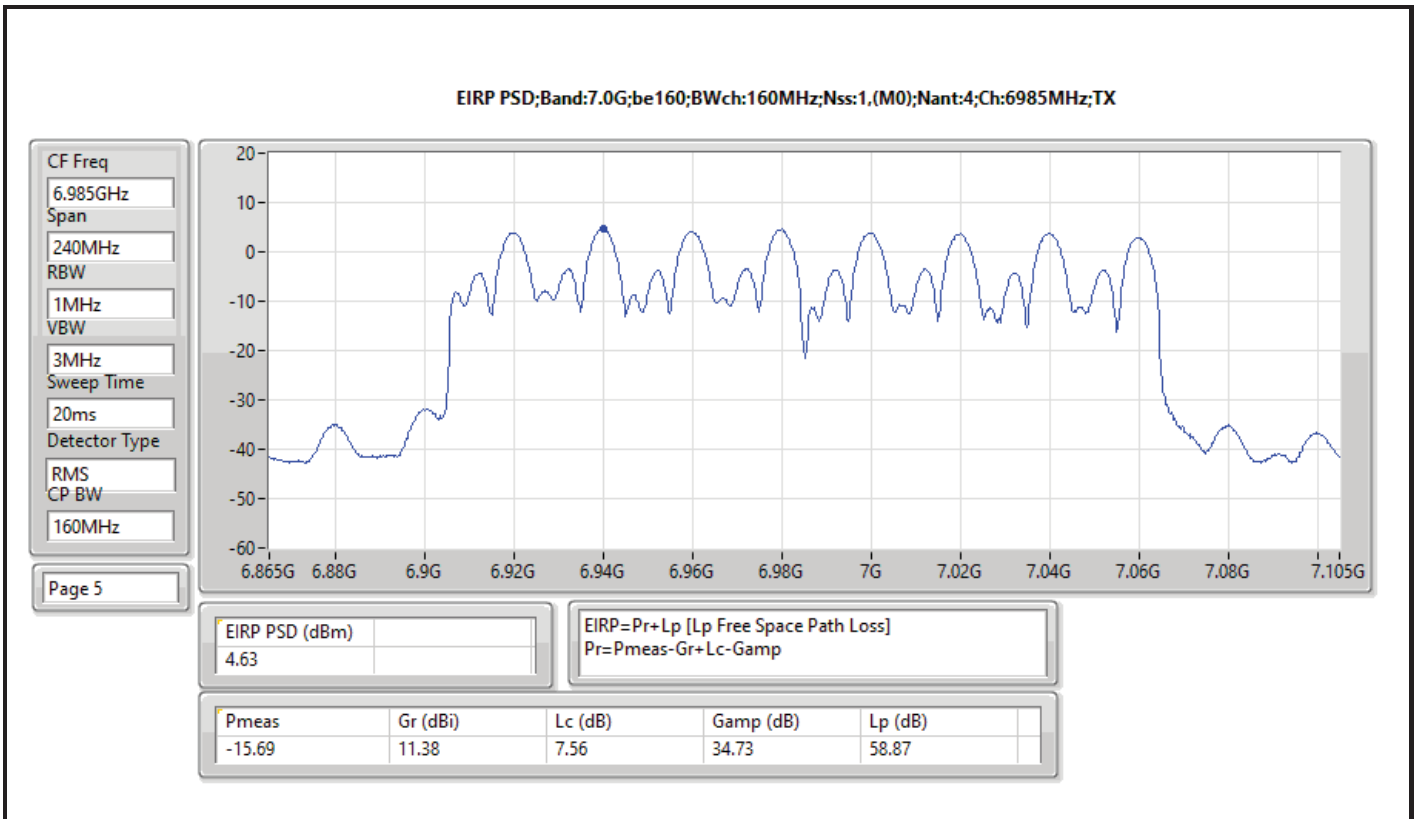


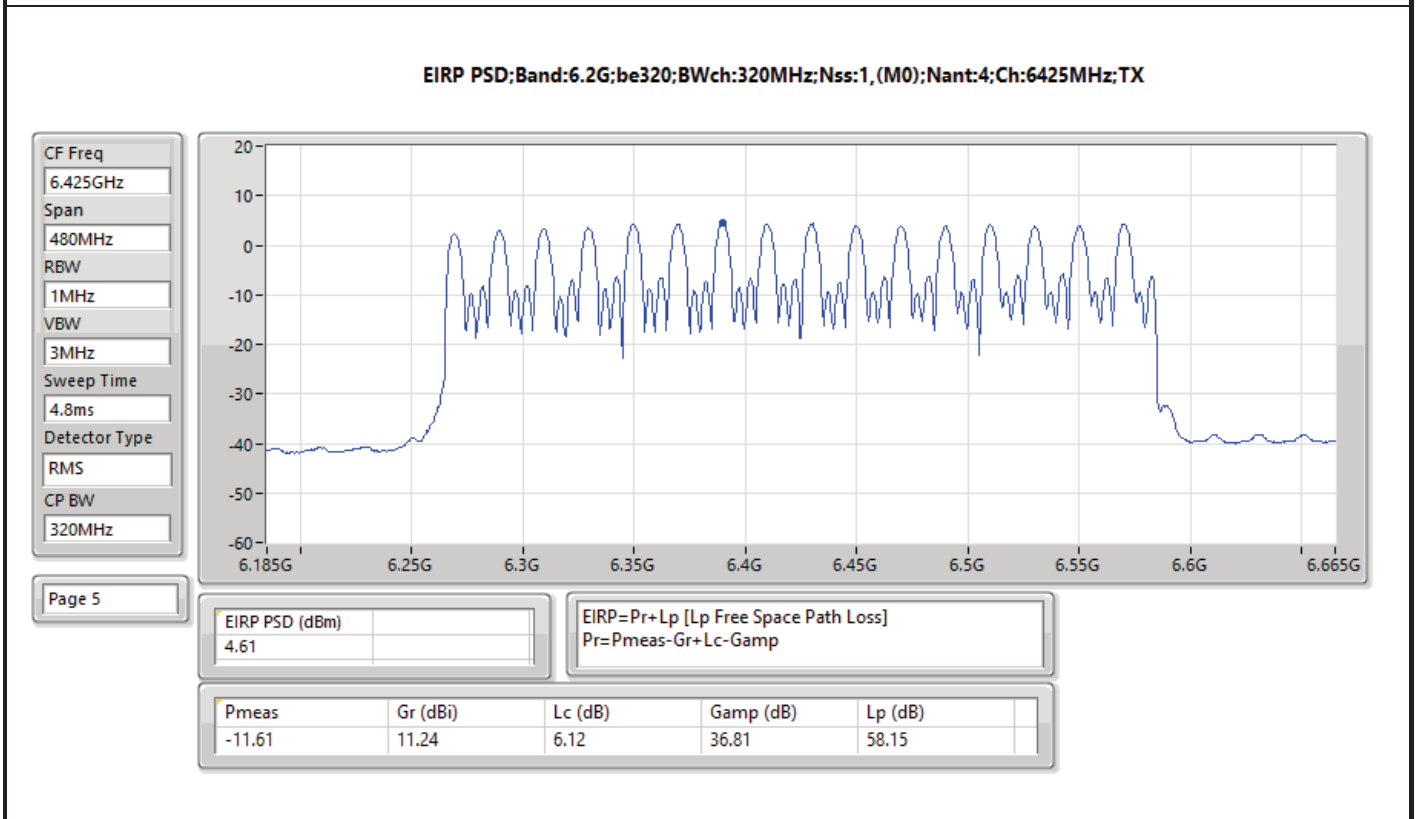
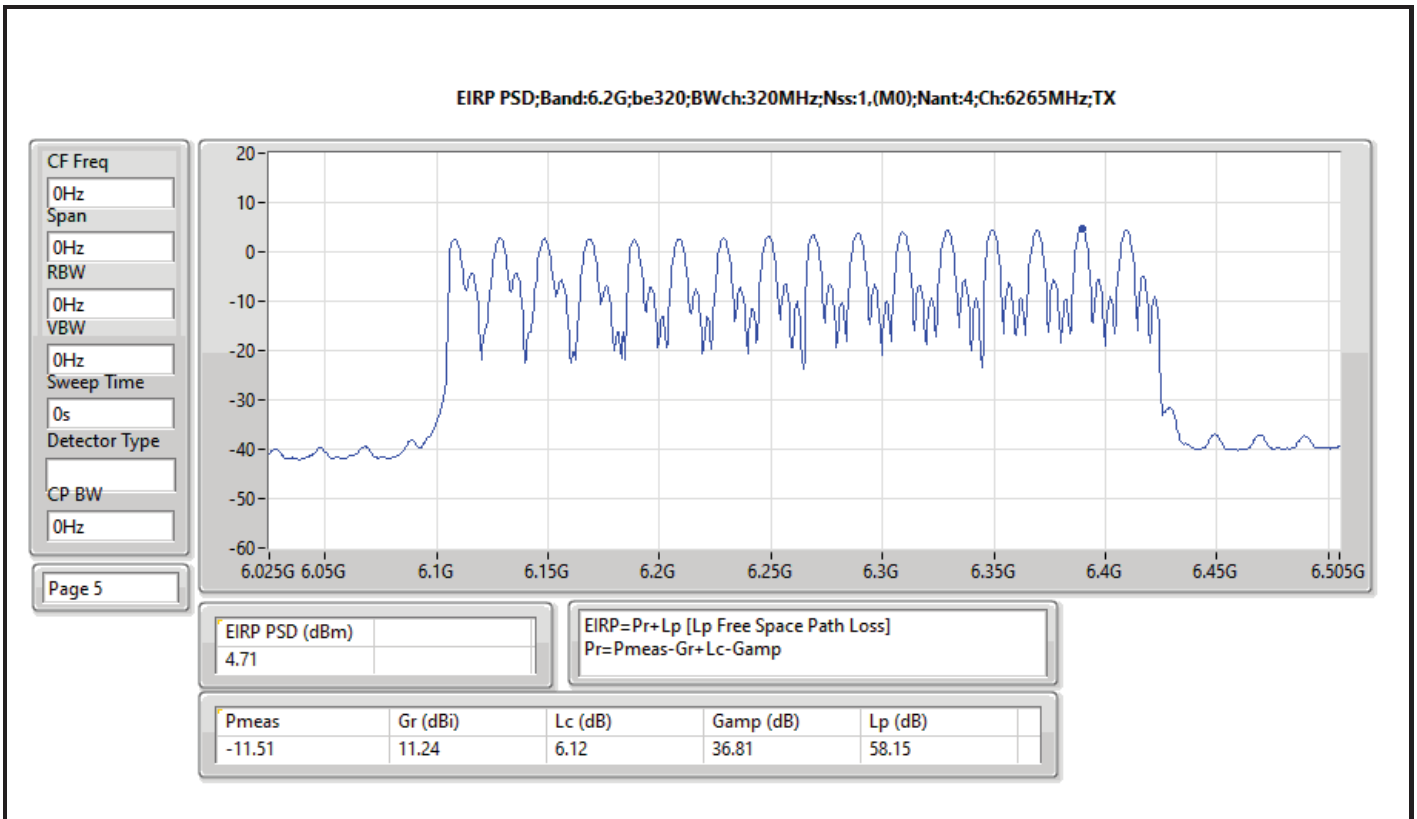


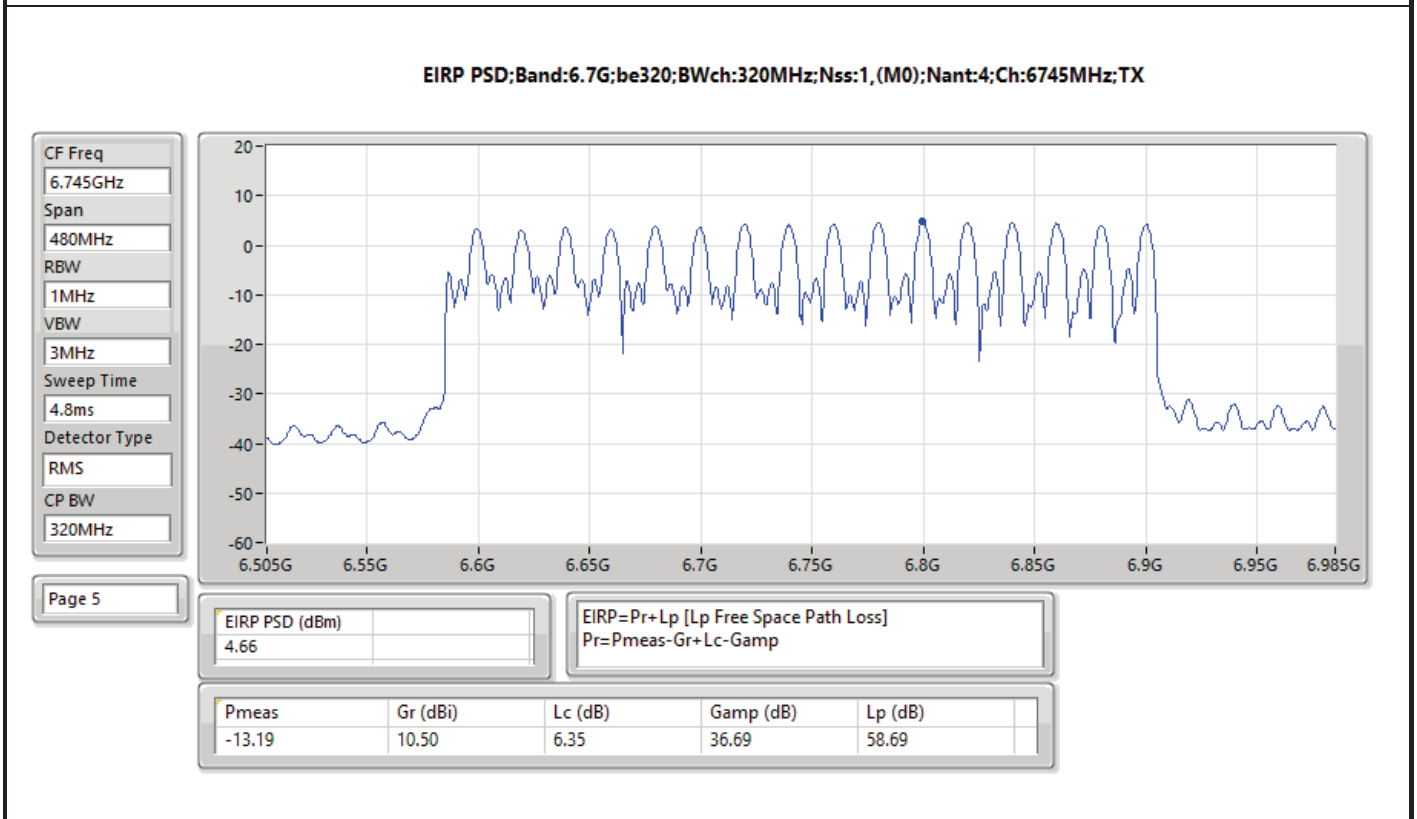
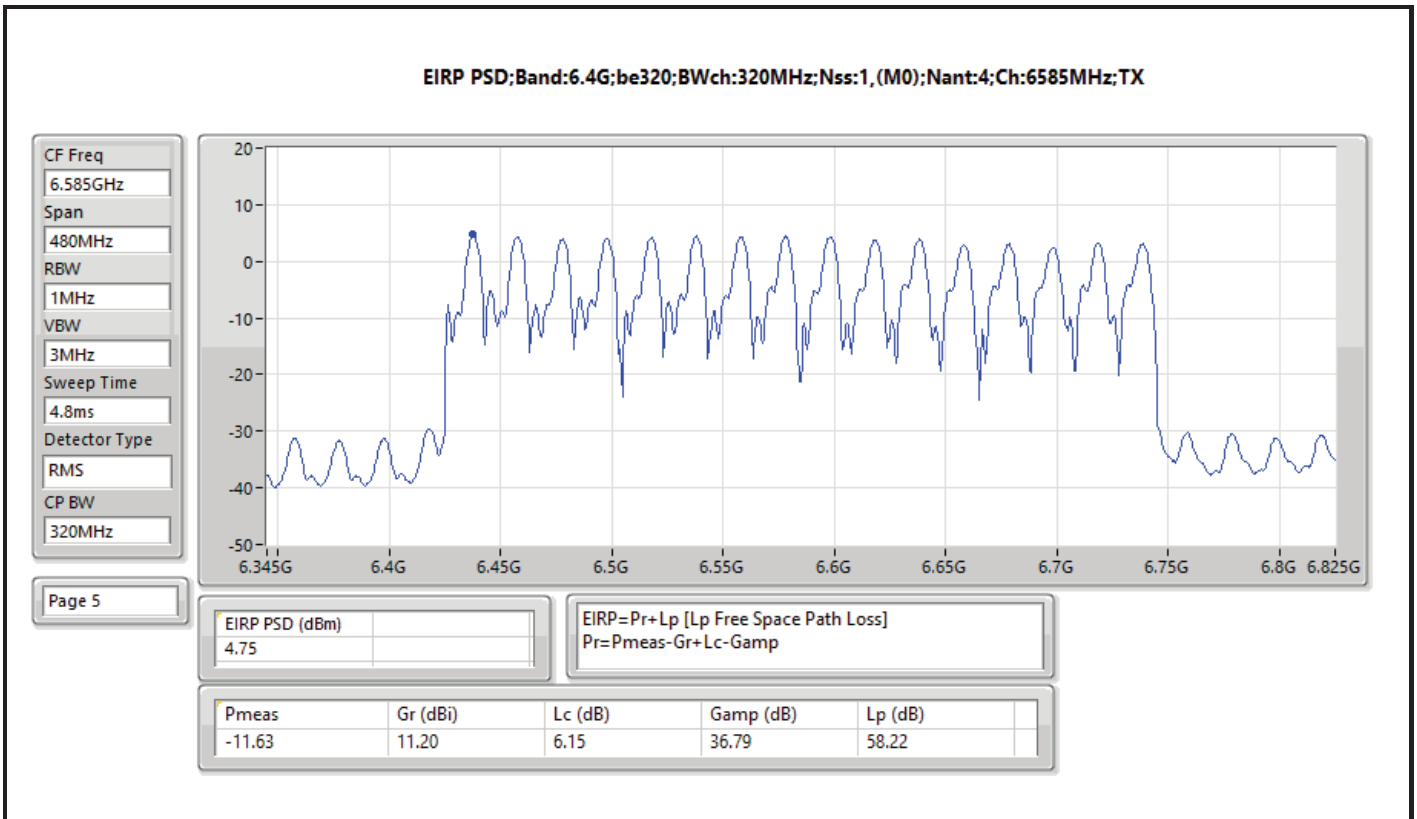


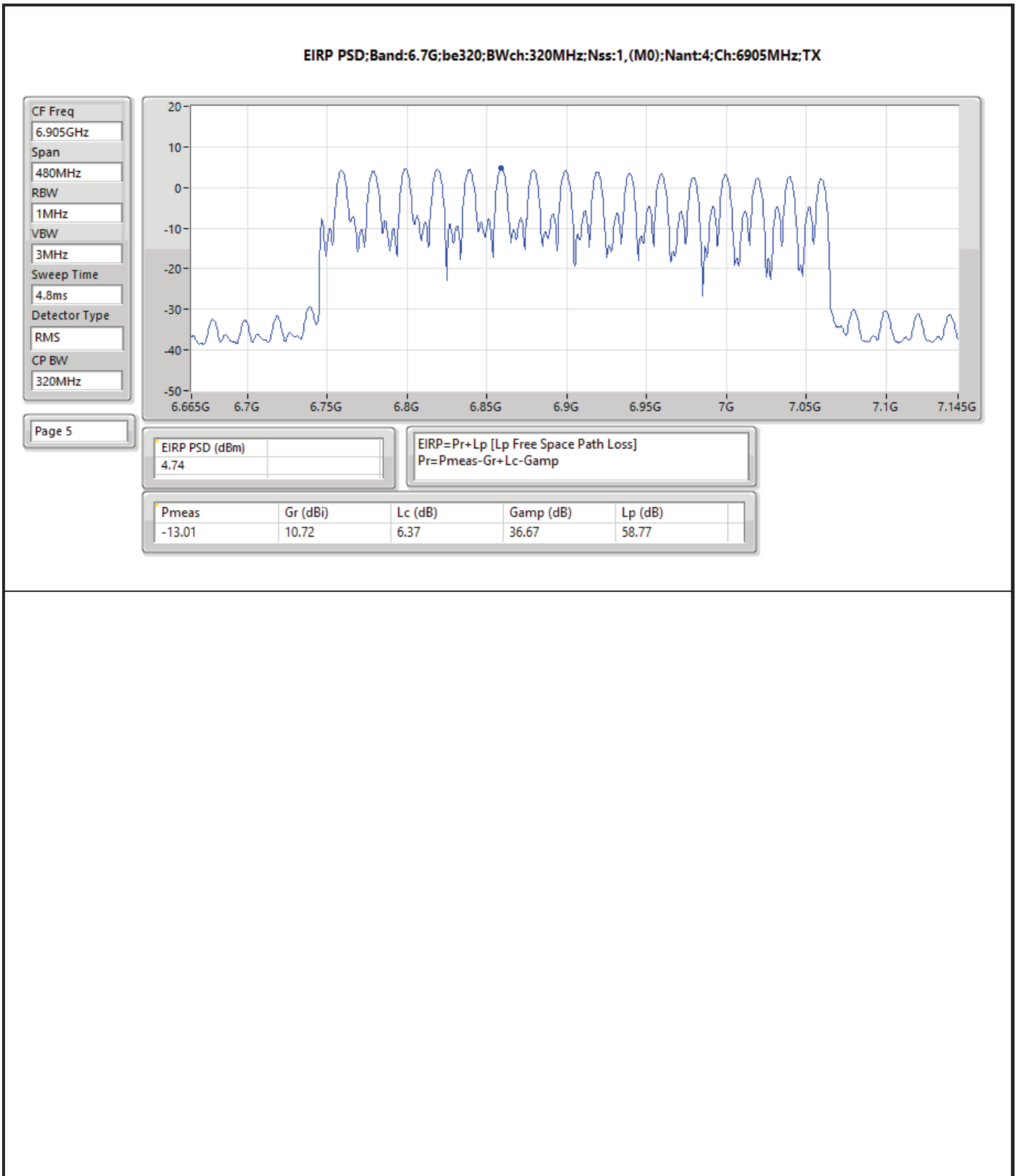














Summary

Mode	PD (dBm/RBW)	EIRP PD (dBm/RBW)
5.925-6.425GHz	-	-
802.11be EHT20-BF_Nss1,(MCS0)_4TX	-1.13	4.89
802.11be EHT40-BF_Nss1,(MCS0)_4TX	-1.05	4.97
802.11be EHT80-BF_Nss1,(MCS0)_4TX	-1.39	4.63
802.11be EHT160-BF_Nss1,(MCS0)_4TX	-1.62	4.40
802.11be EHT320-BF_Nss1,(MCS0)_4TX	-1.24	4.78
6.425-6.525GHz	-	-
802.11be EHT20-BF_Nss1,(MCS0)_4TX	-1.27	4.75
802.11be EHT40-BF_Nss1,(MCS0)_4TX	-1.53	4.49
802.11be EHT80-BF_Nss1,(MCS0)_4TX	-1.50	4.52
802.11be EHT160-BF_Nss1,(MCS0)_4TX	-1.62	4.40
802.11be EHT320-BF_Nss1,(MCS0)_4TX	-1.55	4.47
6.525-6.875GHz	-	-
802.11be EHT20-BF_Nss1,(MCS0)_4TX	-1.15	4.87
802.11be EHT40-BF_Nss1,(MCS0)_4TX	-1.12	4.90
802.11be EHT80-BF_Nss1,(MCS0)_4TX	-1.10	4.92
802.11be EHT160-BF_Nss1,(MCS0)_4TX	-1.09	4.93
802.11be EHT320-BF_Nss1,(MCS0)_4TX	-1.17	4.85
6.875-7.125GHz	-	-
802.11be EHT20-BF_Nss1,(MCS0)_4TX	-1.17	4.85
802.11be EHT40-BF_Nss1,(MCS0)_4TX	-1.16	4.86
802.11be EHT80-BF_Nss1,(MCS0)_4TX	-1.26	4.76
802.11be EHT160-BF_Nss1,(MCS0)_4TX	-1.58	4.44

RBW = 500kHz for 5.725-5.85GHz band / 1MHz for other band;



Result

Mode	Result	EIRP PD (dBm/RBW)	EIRP PD Limit (dBm/RBW)
802.11be EHT20-BF_Nss1,(MCS0)_4TX	-	-	-
5955MHz	Pass	4.89	5.00
6195MHz	Pass	4.51	5.00
6415MHz	Pass	4.73	5.00
6435MHz	Pass	4.27	5.00
6475MHz	Pass	4.66	5.00
6515MHz	Pass	4.75	5.00
6535MHz	Pass	4.87	5.00
6695MHz	Pass	4.16	5.00
6875MHz	Pass	4.66	5.00
6895MHz	Pass	3.38	5.00
6995MHz	Pass	4.85	5.00
7095MHz	Pass	4.27	5.00
7115MHz	Pass	2.15	5.00
802.11be EHT40-BF_Nss1,(MCS0)_4TX	-	-	-
5965MHz	Pass	4.75	5.00
6205MHz	Pass	4.97	5.00
6405MHz	Pass	4.97	5.00
6445MHz	Pass	4.49	5.00
6485MHz	Pass	4.25	5.00
6525MHz	Pass	4.40	5.00
6565MHz	Pass	4.88	5.00
6685MHz	Pass	4.39	5.00
6885MHz	Pass	4.90	5.00
6925MHz	Pass	4.86	5.00
7005MHz	Pass	4.71	5.00
7085MHz	Pass	4.63	5.00
802.11be EHT80-BF_Nss1,(MCS0)_4TX	-	-	-
5985MHz	Pass	4.49	5.00
6225MHz	Pass	4.22	5.00
6385MHz	Pass	4.63	5.00
6465MHz	Pass	4.52	5.00
6545MHz	Pass	4.06	5.00
6625MHz	Pass	4.92	5.00
6705MHz	Pass	4.54	5.00
6785MHz	Pass	4.88	5.00
6865MHz	Pass	4.08	5.00
6945MHz	Pass	4.29	5.00
7025MHz	Pass	4.76	5.00
802.11be EHT160-BF_Nss1,(MCS0)_4TX	-	-	-
6025MHz	Pass	4.07	5.00
6185MHz	Pass	4.13	5.00
6345MHz	Pass	4.40	5.00
6505MHz	Pass	4.40	5.00
6665MHz	Pass	4.93	5.00
6825MHz	Pass	4.71	5.00
6985MHz	Pass	4.44	5.00
802.11be EHT320-BF_Nss1,(MCS0)_4TX	-	-	-
6105MHz	Pass	4.06	5.00
6265MHz	Pass	4.04	5.00
6425MHz	Pass	4.78	5.00
6585MHz	Pass	4.47	5.00
6745MHz	Pass	4.57	5.00
6905MHz	Pass	4.85	5.00

DG = Directional Gain; RBW = 500kHz for 5.725-5.85GHz band / 1MHz for other band;
 PD = trace bin-by-bin of each transmits port summing can be performed maximum power density; Port X = Port X Power Density;

