



FCC RADIO TEST REPORT

FCC ID : A8J-ECW526
Equipment : EnGenius Cloud Wi-Fi 7 2x2 Tri-Band Indoor Access Point
Brand Name : EnGenius EnGenius®
Model Name : ECW526
Applicant : EnGenius Technologies
1580 Scenic Avenue, Costa Mesa, CA92626
Manufacturer : EnGenius Networks Inc.
10F., No.209, Sec. 1, Nangang Rd., Nangang Dist., Taipei City
115018, Taiwan
Standard : 47 CFR FCC Part 15.407

The product was received on Nov. 28, 2023, and testing was started from Mar. 19, 2024 and completed on Apr. 04, 2024. We, SPORTON INTERNATIONAL INC. Hsinhua Laboratory, would like to declare that the tested sample has been evaluated in accordance with the procedures given in ANSI C63.10-2013 and shown compliance with the applicable technical standards.

The test results in this report apply exclusively to the tested model / sample. Without written approval of SPORTON INTERNATIONAL INC. Hsinhua Laboratory, the test report shall not be reproduced except in full.

Approved by: Ben Tesng

SPORTON INTERNATIONAL INC. Hsinhua Laboratory

No.52, Huaya 1st Rd., Guishan Dist., Taoyuan City 333411, Taiwan (R.O.C.)



Table of Contents

History of this test report.....3

Summary of Test Result.....4

1 General Description5

1.1 Information.....5

1.2 Applicable Standards10

1.3 Testing Location Information10

1.4 Measurement Uncertainty11

2 Test Configuration of EUT12

2.1 Test Channel Mode12

2.2 The Worst Case Measurement Configuration16

2.3 Accessories17

2.4 Support Equipment.....17

2.5 Test Setup Diagram18

3 Transmitter Test Result21

3.1 AC Power-line Conducted Emissions21

3.2 Emission Bandwidth23

3.3 Maximum Equivalent Isotropically Radiated Power (E.I.R.P.)24

3.4 Peak Power Spectral Density (E.I.R.P.).....27

3.5 Unwanted Emissions.....30

3.6 Contention Based Protocol.....36

4 Test Equipment and Calibration Data37

Appendix A. Test Results of AC Power-line Conducted Emissions

Appendix B. Test Results of Emission Bandwidth

Appendix C. Test Results of Maximum Equivalent Isotropically Radiated Power (E.I.R.P.)

Appendix D. Test Results of Peak Power Spectral Density (E.I.R.P.)

Appendix E. Test Results of Unwanted Emissions

Appendix F. Test Results of Contention-Based Protocol

Appendix G. Test Results of Radiated Emission Co-location

Appendix H. Test Photos

Photographs of EUT v01



History of this test report

Report No.	Version	Description	Issued Date
FR422116AE	01	Initial issue of report	May 03, 2024
FR422116AE	02	Revised typo (This report is the latest version replacing for the report issued on May 03, 2024)	May 07, 2024



Summary of Test Result

Report Clause	Ref Std. Clause	Test Items	Result (PASS/FAIL)	Remark
1.1.2	15.203	Antenna Requirement	PASS	-
3.1	15.207	AC Power-line Conducted Emissions	PASS	-
3.2	15.407(a)	Emission Bandwidth	PASS	-
3.3	15.407(a)	Maximum Equivalent Isotropically Radiated Power (E.I.R.P.)	PASS	-
3.4	15.407(a)	Peak Power Spectral Density (E.I.R.P.)	PASS	-
3.5	15.407(b)	Unwanted Emissions	PASS	-
3.6	15.407(d)	Contention-Based Protocol	PASS	-

Declaration of Conformity:
The test results with all measurement uncertainty excluded are presented in accordance with the regulation limits or requirements declared by manufacturers.
Comments and Explanations:
None

Reviewed by: Terry Chang

Report Producer: Amber Chiu



1 General Description

1.1 Information

1.1.1 RF General Information

Frequency Range (MHz)	IEEE Std. 802.11	Ch. Frequency (MHz)	Channel Number
5925 ~ 7125	ax (HEW20),be (EHT20)	5955 ~ 7115	1 ~ 233 [59]
5925 ~ 7125	ax (HEW40),be (EHT40)	5965 ~ 7085	3 ~ 227 [29]
5925 ~ 7125	ax (HEW80),be (EHT80)	5985 ~ 7025	7 ~ 215 [14]
5925 ~ 7125	ax (HEW160), be (EHT160)	6025 ~ 6985	15 ~ 207 [7]
5925 ~ 7125	be (EHT320)	6105 ~ 6905	31 ~ 191[6]

Non-Beamforming

Band	Mode	BWch (MHz)	Nant
5.925-6.425GHz	802.11be EHT20	20	2TX
6.425-6.525GHz	802.11be EHT20	20	2TX
6.525-6.875GHz	802.11be EHT20	20	2TX
6.875-7.125GHz	802.11be EHT20	20	2TX
5.925-6.425GHz	802.11be EHT40	40	2TX
6.425-6.525GHz	802.11be EHT40	40	2TX
6.525-6.875GHz	802.11be EHT40	40	2TX
6.875-7.125GHz	802.11be EHT40	40	2TX
5.925-6.425GHz	802.11be EHT80	80	2TX
6.425-6.525GHz	802.11be EHT80	80	2TX
6.525-6.875GHz	802.11be EHT80	80	2TX
6.875-7.125GHz	802.11be EHT80	80	2TX
5.925-6.425GHz	802.11be EHT160	160	2TX
6.425-6.525GHz	802.11be EHT160	160	2TX
6.525-6.875GHz	802.11be EHT160	160	2TX
6.875-7.125GHz	802.11be EHT160	160	2TX
5.925-6.425GHz	802.11be EHT320	320	2TX
6.425-6.525GHz	802.11be EHT320	320	2TX
6.525-6.875GHz	802.11be EHT320	320	2TX



Beamforming

Band	Mode	BWch (MHz)	Nant
5.925-6.425GHz	802.11be EHT20-BF	20	2TX
6.425-6.525GHz	802.11be EHT20-BF	20	2TX
6.525-6.875GHz	802.11be EHT20-BF	20	2TX
6.875-7.125GHz	802.11be EHT20-BF	20	2TX
5.925-6.425GHz	802.11be EHT40-BF	40	2TX
6.425-6.525GHz	802.11be EHT40-BF	40	2TX
6.525-6.875GHz	802.11be EHT40-BF	40	2TX
6.875-7.125GHz	802.11be EHT40-BF	40	2TX
5.925-6.425GHz	802.11be EHT80-BF	80	2TX
6.425-6.525GHz	802.11be EHT80-BF	80	2TX
6.525-6.875GHz	802.11be EHT80-BF	80	2TX
6.875-7.125GHz	802.11be EHT80-BF	80	2TX
5.925-6.425GHz	802.11be EHT160-BF	160	2TX
6.425-6.525GHz	802.11be EHT160-BF	160	2TX
6.525-6.875GHz	802.11be EHT160-BF	160	2TX
6.875-7.125GHz	802.11be EHT160-BF	160	2TX
5.925-6.425GHz	802.11be EHT320-BF	320	2TX
6.425-6.525GHz	802.11be EHT320-BF	320	2TX
6.525-6.875GHz	802.11be EHT320-BF	320	2TX
6.875-7.125GHz	802.11be EHT320-BF	320	2TX

Note:

- HEW20, HEW40, HEW80 and HEW160 use a combination of OFDMA-BPSK, QPSK, 16QAM, 64QAM, 256QAM, 1024QAM modulation.
- EHT20, EHT40, EHT80, EHT160, EHT320 use a combination of OFDMA-BPSK, QPSK, 16QAM, 64QAM, 256QAM, 1024QAM, 4096QAM modulation.
- BWch is the nominal channel bandwidth.
- The channel defined in the IEEE Standard P802.11ax™/D6.1.
- Evaluated EHT20/EHT40/EHT80/EHT160/EHT320 mode only due to the similar modulation. The power setting of HEW20/HEW40/HEW80/HEW160 mode are the same or lower than EHT20/EHT40/EHT80/EHT160/EHT320.



1.1.2 Antenna Information

Ant.	Port	Brand	Model Name	Antenna Type	Connector	Support
1	1	Senao	5718A0751300	PIFA	I-Pex	2.4G
2	2	Senao	5718A0750300	PIFA	I-Pex	2.4G
3	1	Senao	5718A0753300	PIFA	I-Pex	5G
4	2	Senao	5718A0752300	PIFA	I-Pex	5G
5	1	AWAN	7102A0951000	Alford Loop	I-Pex	6G
6	2	AWAN	7102A0952000	Alford Loop	I-Pex	6G
7	3	AWAN	7102A0953000	Dipole	I-Pex	BT

Ant.	Port	Gain (dBi)							Remark
		2.4G	5G				6G	BT	
			UNII-1	UNII-2A	UNII-2C	UNII-3			
1	1	2.24	-	-	-	-	-	-	Radio 1
2	2	3.12	-	-	-	-	-	-	Radio 1
3	1	-	5.55	5.98	5.87	5.49	-	-	Radio 2_5G 2*2
4	2	-	5.48	5.41	4.88	4.65	-	-	Radio 2_5G 2*2
5	1	-	-	-	-	-	5.1	-	Radio 2
6	2	-	-	-	-	-	5.6	-	Radio 2
7	3	-	-	-	-	-	-	3.2	-

Composite Gain (dBi)							
	2.4G	2.45G	2.4835G	UNII-1	UNII-2A	UNII-2C	UNII-3
DG [1SS] (dBi)	3.33	3.92	4.52	6.77	7	7.46	6.35
DG [2SS] (dBi)	2.24	2.35	3.12	5.55	5.98	5.87	5.49

Note 1: The EUT has seven antennas.

For 2.4GHz function: < Radio 1 >

For IEEE 802.11b/g/n/VHT/ax/be mode (2TX/2RX)

Ant.1 (port 1), Ant.2 (port 2) could transmit/receive simultaneously.

For 5GHz function: < Radio 2 >

For IEEE 802.11a/n/ac/ax/be mode (2TX/2RX)

Ant.3 (port 1), Ant.4 (port 2) could transmit/receive simultaneously.

For 6GHz function: < Radio 2 >

For IEEE 802.11 ax/be mode (2TX/2RX)

Ant.5 (port 1), Ant.6 (port 2) could transmit/receive simultaneously.

For Bluetooth function:

For Bluetooth mode (1TX/1RX)

Only Ant.7 can be used as transmitting/receiving.



1.1.3 EUT Information

Identify EUT			
Operational Condition			
EUT Power Type	From Adapter / PoE		
EUT Function	<input checked="" type="checkbox"/>	Indoor Access Point	<input type="checkbox"/> Subordinate
	<input type="checkbox"/>	Indoor Client	<input type="checkbox"/> Standard Power Access Point
	<input type="checkbox"/>	Dual Client	<input type="checkbox"/> Standard Client
	<input type="checkbox"/>	Fixed Client	
Beamforming Function	<input checked="" type="checkbox"/>	With beamforming	<input type="checkbox"/> Without beamforming
Resource Unit(802.11ax)	<input checked="" type="checkbox"/>	Full RU	<input type="checkbox"/> Partial RU
Channel Puncturing	<input type="checkbox"/>	Support	<input checked="" type="checkbox"/> Not support
Software / Firmware Version for CBP		OpenWrt 19.07-SNAPSHOT r12862-45c8d15 / LuCI IPQ5322/Generic/IAP2701A branch git-23.362.28085-45c8d15	
Type of EUT			
<input checked="" type="checkbox"/>	Stand-alone		
<input type="checkbox"/>	Combined (EUT where the radio part is fully integrated within another device)		
	Combined Equipment - Brand Name / Model No.:		...
<input type="checkbox"/>	Plug-in radio (EUT intended for a variety of host systems)		
	Host System - Brand Name / Model No.:		
<input type="checkbox"/>	Other:		

Note: The above information was declared by manufacturer.



1.1.4 Mode Test Duty Cycle

Non-Beamforming

Mode	DC	DCF (dB)	T(s)	VBW(Hz) ≥ 1/T
802.11be EHT20_Nss1,(MCS0)_2TX	0.997	0.01	n/a (DC>=0.98)	n/a (DC>=0.98)
802.11be EHT40_Nss1,(MCS0)_2TX	0.997	0.01	n/a (DC>=0.98)	n/a (DC>=0.98)
802.11be EHT80_Nss1,(MCS0)_2TX	0.997	0.01	n/a (DC>=0.98)	n/a (DC>=0.98)
802.11be EHT160_Nss1,(MCS0)_2TX	0.997	0.01	n/a (DC>=0.98)	n/a (DC>=0.98)
802.11be EHT320_Nss1,(MCS0)_2TX	0.997	0.01	n/a (DC>=0.98)	n/a (DC>=0.98)

Note. If DC < 0.98, the DCF was added while measuring Output power and PSD.

Beamforming

Mode	DC	DCF (dB)	T(s)	VBW(Hz) ≥ 1/T
802.11be EHT20-BF_Nss1,(MCS0)_2TX	0.949	0.23	2.956m	1k
802.11be EHT40-BF_Nss1,(MCS0)_2TX	0.961	0.17	3.97m	300
802.11be EHT80-BF_Nss1,(MCS0)_2TX	0.942	0.26	3.859m	300
802.11be EHT160-BF_Nss1,(MCS0)_2TX	0.958	0.19	3.859m	300
802.11be EHT320-BF_Nss1,(MCS0)_2TX	0.954	0.2	3.948m	300

Note. If DC < 0.98, the DCF was added while measuring Output power and PSD.



1.2 Applicable Standards

According to the specifications of the manufacturer, the EUT must comply with the requirements of the following standards:

- ◆ 47 CFR FCC Part 15
- ◆ ANSI C63.10-2013
- ◆ FCC KDB 789033 D02 v02r01

The following reference test guidance is not within the scope of accreditation of TAF.

- ◆ KDB 987594 D01 v02r02
- ◆ KDB 987594 D02 v02r01
- ◆ KDB 662911 D01 v02r01
- ◆ KDB 662911 D03 v01
- ◆ KDB 412172 D01 v01r01
- ◆ KDB 414788 D01 v01r01

1.3 Testing Location Information

Test Lab. : Sporton International Inc. Hsinhua Laboratory				
<input checked="" type="checkbox"/>	Hsinhua (TAF: 3785)	ADD: No.52, Huaya 1st Rd., Guishan Dist., Taoyuan City 333411, Taiwan (R.O.C.)		
		TEL: 886-3-327-3456	FAX: 886-3-327-0973	
Test site Designation No. TW3785 with FCC.				
Test Condition	Test Site No.	Test Engineer	Test Environment	Test Date
AC Conduction	CO04-HY	Ivan Chung	21.1~22.4°C / 50~56%	27/Mar/2024
RF Conducted_ Non-Beamforming	TH07-HY	Xun Hsieh	24.6~25.2°C / 52~58%	26/Mar/2024
RF Conducted_ Beamforming	TH07-HY	Xun Hsieh	23.1~23.8°C / 52~58%	04/Apr/2024
Radiated_ Non-Beamforming	03CH02-HY	Daniel Lin	21.8~24.4°C / 55~59%	19/Mar/2024~27/Mar/2024
Radiated_ Beamforming	03CH02-HY	Vasari Huang	20.6~22.5°C / 53~57%	30/Mar/2024~03/Apr/2024
Radiated (Co-location)	03CH02-HY	Darren Cho	21.8~24.4°C / 55~58%	27/Mar/2024
Contention-Based Protocol	DFS03-HY	John Yang	23.1~24.7°C / 53~60%	26/Mar/2024
<input type="checkbox"/>	Wen 33rd.St. (TAF: 3785)	ADD: No.14-1, Ln. 19, Wen 33rd St., Guishan Dist., Taoyuan City 333010, Taiwan (R.O.C.)		
		TEL: 886-3-318-0787	FAX: 886-3-318-0287	
Test site Designation No. TW0008 with FCC.				



1.4 Measurement Uncertainty

ISO/IEC 17025 requires that an estimate of the measurement uncertainties associated with the emissions test results be included in the report. The measurement uncertainties given below are based on a 95% confidence level (based on a coverage factor (k=2))

Test Items	Uncertainty	Remark
AC Power-line Conducted Emissions	4.53 dB	Confidence levels of 95%
Emission Bandwidth	1.5 MHz	Confidence levels of 95%
Maximum Equivalent Isotropically Radiated Power (E.I.R.P.)	1.2 dB	Confidence levels of 95%
Peak Power Spectral Density (E.I.R.P.)	1.2 dB	Confidence levels of 95%
Unwanted Emissions	4.8 dB	Confidence levels of 95%
Contention-Based Protocol	1 ms	Confidence levels of 95%
Frequency Stability	1.18 ppm	Confidence levels of 95%
Temperature	0.41 °C	Confidence levels of 95%
Humidity	3.4 %	Confidence levels of 95%



2 Test Configuration of EUT

2.1 Test Channel Mode

Non-Beamforming

Test Software Version	qdart_conn.win.1.0_installer_00099
-----------------------	------------------------------------

Mode	Power Setting
802.11be EHT20_Nss1,(MCS0)_2TX	-
5955MHz	9
6195MHz	9
6415MHz	9
6435MHz	9
6475MHz	9
6515MHz	9
6535MHz	9
6695MHz	9
6875MHz	9.5
6895MHz	10.5
6995MHz	10.5
7095MHz	12.5
7115MHz	4.5
802.11be EHT40_Nss1,(MCS0)_2TX	-
5965MHz	12.5
6205MHz	12.5
6405MHz	13
6445MHz	12.5
6485MHz	12.5
6525MHz	12.5
6565MHz	12.5
6685MHz	12.5
6885MHz	13
6925MHz	13
7005MHz	13
7085MHz	14.5
802.11be EHT80_Nss1,(MCS0)_2TX	-
5985MHz	14.5



Mode	Power Setting
6225MHz	14.5
6385MHz	15
6465MHz	14.5
6545MHz	15
6625MHz	15
6705MHz	15
6785MHz	14.5
6865MHz	15
6945MHz	16.5
7025MHz	17
802.11be EHT160_Nss1,(MCS0)_2TX	-
6025MHz	18.5
6185MHz	18.5
6345MHz	18.5
6505MHz	18.5
6665MHz	18.5
6825MHz	18.5
6985MHz	19
802.11be EHT320_Nss1,(MCS0)_2TX	-
6105MHz	20.5
6265MHz	20.5
6425MHz	20.5
6585MHz	20.5
6745MHz	20.5
6905MHz	19.5



Beamforming

Test Software Version	Putty 0.62
-----------------------	------------

Mode	Power Setting
802.11be EHT20-BF_Nss1,(MCS0)_2TX	-
5955MHz	12
6195MHz	13
6415MHz	13
6435MHz	12
6475MHz	13
6515MHz	13
6535MHz	11
6695MHz	13
6875MHz	11
6895MHz	13
6995MHz	13
7095MHz	15
7115MHz	12
802.11be EHT40-BF_Nss1,(MCS0)_2TX	-
5965MHz	14
6205MHz	14
6405MHz	13
6445MHz	15
6485MHz	15
6525MHz	14
6565MHz	16
6685MHz	16
6885MHz	16
6925MHz	15
7005MHz	15
7085MHz	17
802.11be EHT80-BF_Nss1,(MCS0)_2TX	-
5985MHz	18
6225MHz	18
6385MHz	17
6465MHz	16
6545MHz	15






Mode	Power Setting
6625MHz	16
6705MHz	17
6785MHz	18
6865MHz	18
6945MHz	17
7025MHz	19
802.11be EHT160-BF_Nss1,(MCS0)_2TX	-
6025MHz	18
6185MHz	20
6345MHz	20
6505MHz	20
6665MHz	21
6825MHz	20
6985MHz	21
802.11be EHT320-BF_Nss1,(MCS0)_2TX	-
6105MHz	21
6425MHz	21
6265MHz	21
6745MHz	21
6585MHz	21
6905MHz	21

2.2 The Worst Case Measurement Configuration

The Worst Case Mode for Following Conformance Tests	
Tests Item	AC power-line conducted emissions
Condition	AC power-line conducted measurement for line and neutral Test Voltage: 120Vac / 60Hz
Operating Mode	CTX
1	PoE Mode

The Worst Case Mode for Following Conformance Tests	
Tests Item	Emission Bandwidth Contention Based Protocol
Test Condition	Conducted measurement at transmit chains

The Worst Case Mode for Following Conformance Tests			
Tests Item	Unwanted Emissions Maximum Equivalent Isotropically Radiated Power (E.I.R.P.) Peak Power Spectral Density (E.I.R.P.)		
Test Condition	Radiated measurement If EUT consist of multiple antenna assembly (multiple antenna are used in EUT regardless of spatial multiplexing MIMO configuration), the radiated test should be performed with highest antenna gain of each antenna type.		
Operating Mode < 1GHz	CTX		
1	PoE Mode		
Operating Mode > 1GHz	CTX		
Orthogonal Planes of EUT	X Plane	Y Plane	Z Plane
			
Worst Planes of EUT		V	

The Worst Case Mode for Following Conformance Tests	
Tests Item	Simultaneous Transmission Analysis - Radiated Emission Co-location
Test Condition	Radiated measurement
1	2.4GHz WLAN + 5GHz WLAN + 6GHz WLAN + Bluetooth
Refer to Sporton Test Report No.: FA422116 for Co-location RF Exposure Evaluation and Appendix G for Radiated Emission Co-location.	



2.3 Accessories

Accessories					
Bracket	Brand Name	Dragonjet	Part Number	6301A6543000	

Reminder: Regarding to more detail and other information, please refer to user manual.

2.4 Support Equipment

Support Equipment – AC Conduction					
No.	Equipment	Brand Name	Model Name	FCC ID	Remark
1	PoE	SENAO	PNA60BGS-54	-	Provided by Customer

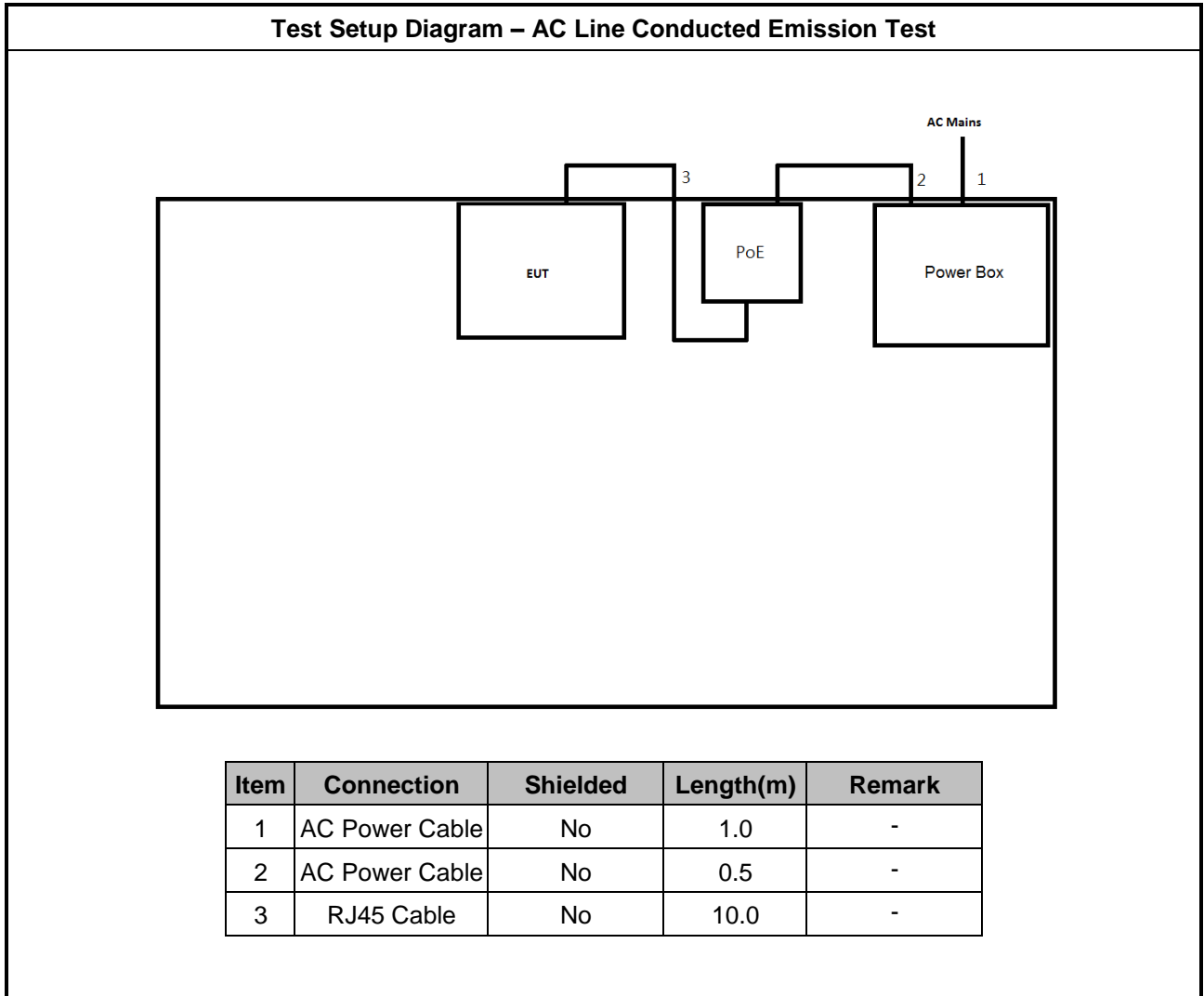
Support Equipment – Conducted					
No.	Equipment	Brand Name	Model Name	FCC ID	Remark
1	Notebook	DELL	E5410	-	-
2	Adapter for NB	DELL	HA65NM130	-	-
3	AC Adapter	SPC	ZZU1588-300120-2A	-	Provided by Customer

Support Equipment – Radiated					
No.	Equipment	Brand Name	Model Name	FCC ID	Remark
1	RJ45 cable	Power Sync	CAT-6E-10	-	-
2	PoE (Remote)	SENAO	PNA60BGS-54	-	Provided by Customer
3	Notebook (Remote)	DELL	E5410	-	-
4	RJ45 cable (Remote)	Power Sync	CAT-6E-01	-	-

Support Equipment –Contention-Based Protocol					
No.	Equipment	Brand Name	Model Name	FCC ID	Remark
1	Notebook	DELL	Latitude E5510	-	-
2	Notebook	DELL	Latitude E5550	-	-
3	Shielding Box	EMEC	EM-SHB-650550300-M	-	-
4	PoE	SENAO	PNA60BGS-54	-	Provided by Customer
5	PoE	SENAO	PNA60BGS-54	-	Provided by Customer
6	Client(Slave)	SENAO	IAP2701A	-	-

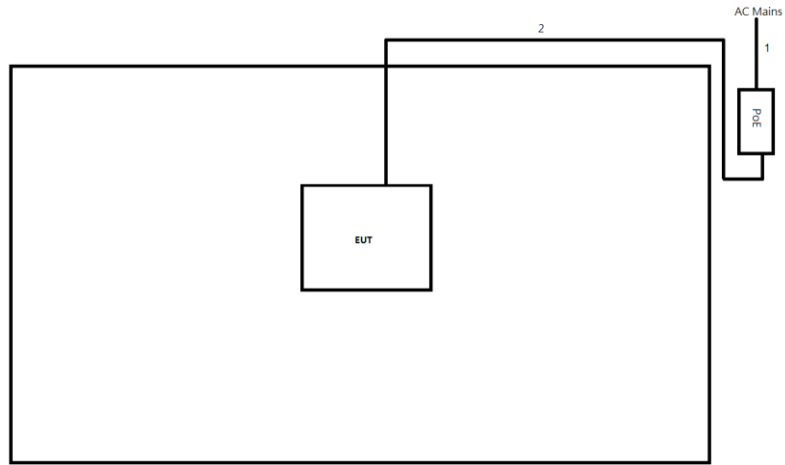


2.5 Test Setup Diagram

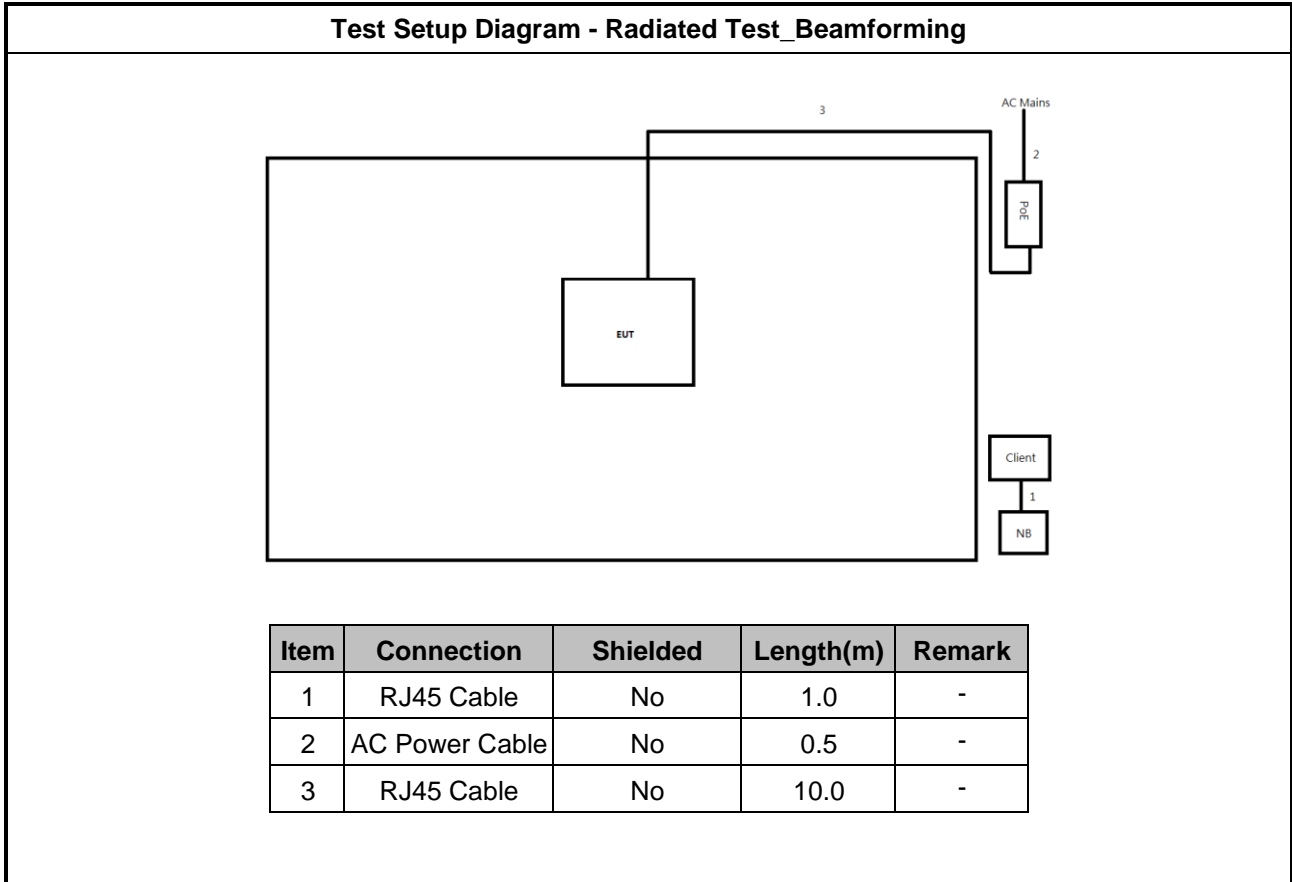




Test Setup Diagram - Radiated Test_Non-Beamforming



Item	Connection	Shielded	Length(m)	Remark
1	AC Power Cable	No	0.5	-
2	RJ45 Cable	No	10.0	-





3 Transmitter Test Result

3.1 AC Power-line Conducted Emissions

3.1.1 AC Power-line Conducted Emissions Limit

AC Power-line Conducted Emissions Limit		
Frequency Emission (MHz)	Quasi-Peak	Average
0.15-0.5	66 - 56 *	56 - 46 *
0.5-5	56	46
5-30	60	50

Note 1: * Decreases with the logarithm of the frequency.

3.1.2 Measuring Instruments

Refer a test equipment and calibration data table in this test report.

3.1.3 Test Procedures

Test Method
<input checked="" type="checkbox"/> Refer as ANSI C63.10-2013, clause 6.2 for AC power-line conducted emissions.

3.1.4 Measurement Results Calculation

The measured Level is calculated using:

Corrected Reading: Raw(Read Level) + LISN(LISN Factor) + CL(Cable Loss) + AT(Attenuator).



3.2 Emission Bandwidth

3.2.1 Emission Bandwidth Limit

Emission Bandwidth Limit	
UNII Devices	
<input checked="" type="checkbox"/>	For the 5925-6425 GHz band, N/A
<input checked="" type="checkbox"/>	For the 6425-6525 GHz band, N/A
<input checked="" type="checkbox"/>	For the 6525-6875 GHz band, N/A
<input checked="" type="checkbox"/>	For the 6875-7125 GHz band, N/A

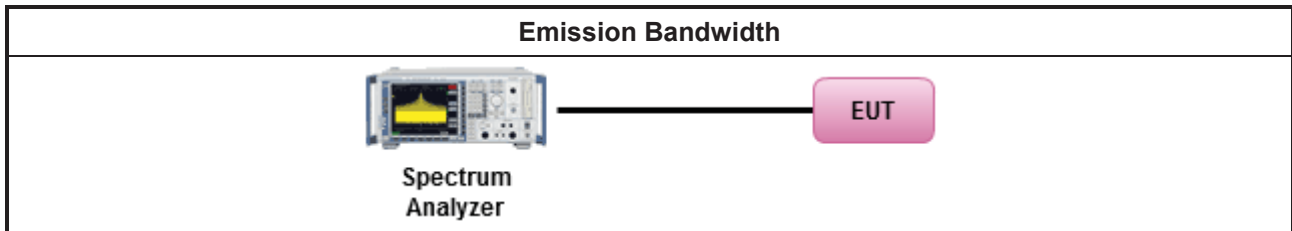
3.2.2 Measuring Instruments

Refer a test equipment and calibration data table in this test report.

3.2.3 Test Procedures

Test Method							
<ul style="list-style-type: none"> ▪ For the emission bandwidth shall be measured using one of the options below: <table border="1" style="width: 100%; border-collapse: collapse;"> <tr> <td style="width: 20px;"><input checked="" type="checkbox"/></td> <td>Refer as FCC KDB 789033, clause C for EBW and clause D for OBW measurement.</td> </tr> <tr> <td><input type="checkbox"/></td> <td>Refer as ANSI C63.10, clause 6.9.3 for occupied bandwidth testing.</td> </tr> <tr> <td><input type="checkbox"/></td> <td>Refer as IC RSS-Gen, clause 6.7 for bandwidth testing.</td> </tr> </table> 		<input checked="" type="checkbox"/>	Refer as FCC KDB 789033, clause C for EBW and clause D for OBW measurement.	<input type="checkbox"/>	Refer as ANSI C63.10, clause 6.9.3 for occupied bandwidth testing.	<input type="checkbox"/>	Refer as IC RSS-Gen, clause 6.7 for bandwidth testing.
<input checked="" type="checkbox"/>	Refer as FCC KDB 789033, clause C for EBW and clause D for OBW measurement.						
<input type="checkbox"/>	Refer as ANSI C63.10, clause 6.9.3 for occupied bandwidth testing.						
<input type="checkbox"/>	Refer as IC RSS-Gen, clause 6.7 for bandwidth testing.						

3.2.4 Test Setup



3.2.5 Test Result of Emission Bandwidth

Refer as Appendix B



3.3 Maximum Equivalent Isotropically Radiated Power (E.I.R.P.)

3.3.1 Maximum Equivalent Isotropically Radiated Power (E.I.R.P.) Limit

Maximum Equivalent Isotropically Radiated Power (E.I.R.P.) Limit	
UNII Devices	
<input checked="" type="checkbox"/>	For the 5.925 ~ 6.425 GHz band:
<input type="checkbox"/>	<ul style="list-style-type: none"> ▪ For standard power access point and fixed client device : e.i.r.p < 36 dBm , For outdoor devices, the maximum e.i.r.p. at any elevation angle above 30 degrees not exceed 125 mW (21 dBm). ▪ For indoor access point : e.i.r.p < 30 dBm. ▪ For subordinate device control of an indoor access point : e.i.r.p < 30 dBm. ▪ For client device control of a standard power access point : e.i.r.p < 30 dBm. ▪ For client device control of an indoor access point : e.i.r.p < 24 dBm.
<input checked="" type="checkbox"/>	For the 6.425 ~ 6.525 GHz band:
<input type="checkbox"/>	<ul style="list-style-type: none"> ▪ For indoor access point : e.i.r.p < 30 dBm. ▪ For client device control of an indoor access point : e.i.r.p < 24 dBm.
<input checked="" type="checkbox"/>	For the 6.525 ~ 6.875 GHz band:
<input type="checkbox"/>	<ul style="list-style-type: none"> ▪ For standard power access point and fixed client device : e.i.r.p < 36 dBm , For outdoor devices, the maximum e.i.r.p. at any elevation angle above 30 degrees not exceed 125 mW (21 dBm). ▪ For indoor access point : e.i.r.p < 30 dBm. ▪ For subordinate device control of an indoor access point : e.i.r.p < 30 dBm. ▪ For client device control of a standard power access point : e.i.r.p < 30 dBm. ▪ For client device control of an indoor access point : e.i.r.p < 24 dBm.
<input checked="" type="checkbox"/>	For the 6.875 ~ 7.125 GHz band:
<input type="checkbox"/>	<ul style="list-style-type: none"> ▪ For indoor access point : e.i.r.p < 30 dBm. ▪ For client device control of an indoor access point : e.i.r.p < 24 dBm.



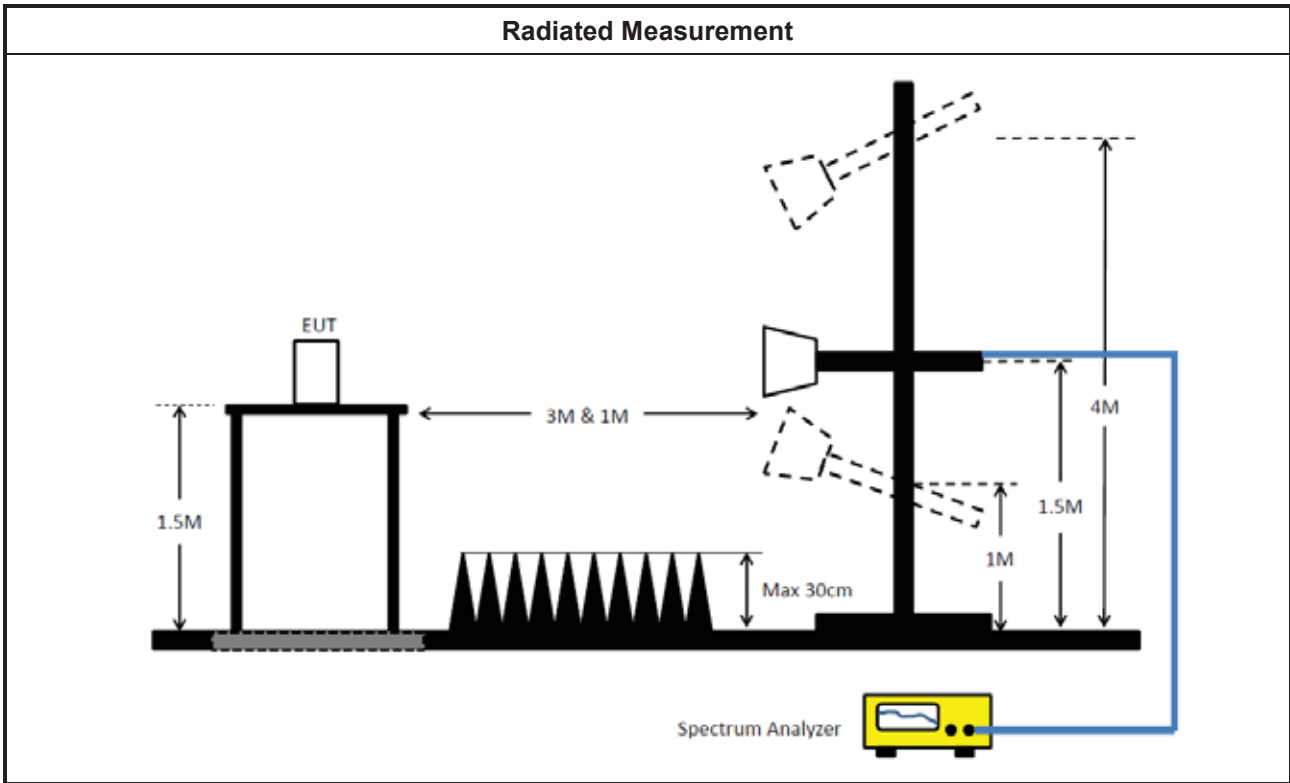
3.3.2 Measuring Instruments

Refer a test equipment and calibration data table in this test report.

3.3.3 Test Procedures

Test Method	
<ul style="list-style-type: none"> ▪ Maximum Output Power Setting 	
	Duty cycle ≥ 98%
<input checked="" type="checkbox"/>	Refer as FCC KDB 789033, clause E Method SA-2 (spectral trace averaging).
	Duty cycle < 98%
<input type="checkbox"/>	Refer as FCC KDB 789033, clause E Method SA-2 Alt. (RMS detection with slow sweep speed)
Wideband RF power meter and average over on/off periods with duty factor	
<input type="checkbox"/>	Refer as FCC KDB 789033, clause E Method PM-G (using an RF average power meter).
<input type="checkbox"/> For conducted measurement.	
<ul style="list-style-type: none"> ▪ If the EUT supports multiple transmit chains using options given below: Refer as FCC KDB 662911, In-band power measurements. Using the measure-and-sum approach, measured all transmit ports individually. Sum the power (in linear power units e.g., mW) of all ports for each individual sample and save them. 	
<ul style="list-style-type: none"> ▪ If multiple transmit chains, EIRP calculation could be following as methods: $P_{total} = P_1 + P_2 + \dots + P_n$ (calculated in linear unit [mW] and transfer to log unit [dBm]) $EIRP_{total} = P_{total} + DG$ 	
<input checked="" type="checkbox"/> For radiated measurement.	
<ul style="list-style-type: none"> ▪ Refer as ANSI C63.10, clause 6.6 for radiated emissions above 1GHz. 	
<ul style="list-style-type: none"> ▪ Refer as FCC KDB 789033, clause II A.1.F "Antenna-port Conducted versus Radiated Testing" 	
<ul style="list-style-type: none"> ▪ Refer as KDB 412172, clause 2.2 for EIRP calculation. 	

3.3.4 Test Setup



3.3.5 Test Result of Maximum Equivalent Isotropically Radiated Power (E.I.R.P)

Refer as Appendix C



3.4 Peak Power Spectral Density (E.I.R.P.)

3.4.1 Peak Power Spectral Density (E.I.R.P.) Limit

Peak Power Spectral Density (E.I.R.P.) Limit	
UNII Devices	
<input checked="" type="checkbox"/>	For the 5.925 ~ 6.425 GHz band:
<input type="checkbox"/>	<ul style="list-style-type: none"> ▪ For standard power access point and fixed client device : e.i.r.p PSD < 23 dBm/MHz. ▪ For indoor access point : e.i.r.p PSD < 5 dBm/MHz. ▪ For subordinate device control of an indoor access point : e.i.r.p PSD < 5 dBm/MHz. ▪ For client device control of a standard power access point : e.i.r.p PSD < 17 dBm/MHz. ▪ For client device control of an indoor access point : e.i.r.p PSD < -1 dBm/MHz.
<input checked="" type="checkbox"/>	For the 6.425 ~ 6.525 GHz band:
<input type="checkbox"/>	<ul style="list-style-type: none"> ▪ For indoor access point : e.i.r.p PSD < 5 dBm/MHz. ▪ For client device control of an indoor access point : e.i.r.p PSD < -1 dBm/MHz.
<input checked="" type="checkbox"/>	For the 6.525 ~ 6.875 GHz band:
<input type="checkbox"/>	<ul style="list-style-type: none"> ▪ For standard power access point and fixed client device : e.i.r.p PSD < 23 dBm/MHz. ▪ For indoor access point : e.i.r.p PSD < 5 dBm/MHz. ▪ For subordinate device control of an indoor access point : e.i.r.p PSD < 5 dBm/MHz. ▪ For client device control of a standard power access point : e.i.r.p PSD < 17 dBm/MHz. ▪ For client device control of an indoor access point : e.i.r.p PSD < -1 dBm/MHz.
<input checked="" type="checkbox"/>	For the 6.875 ~ 7.125 GHz band:
<input type="checkbox"/>	<ul style="list-style-type: none"> ▪ For indoor access point : e.i.r.p PSD < 5 dBm/MHz. ▪ For client device control of an indoor access point : e.i.r.p PSD < -1 dBm/MHz.

3.4.2 Measuring Instruments

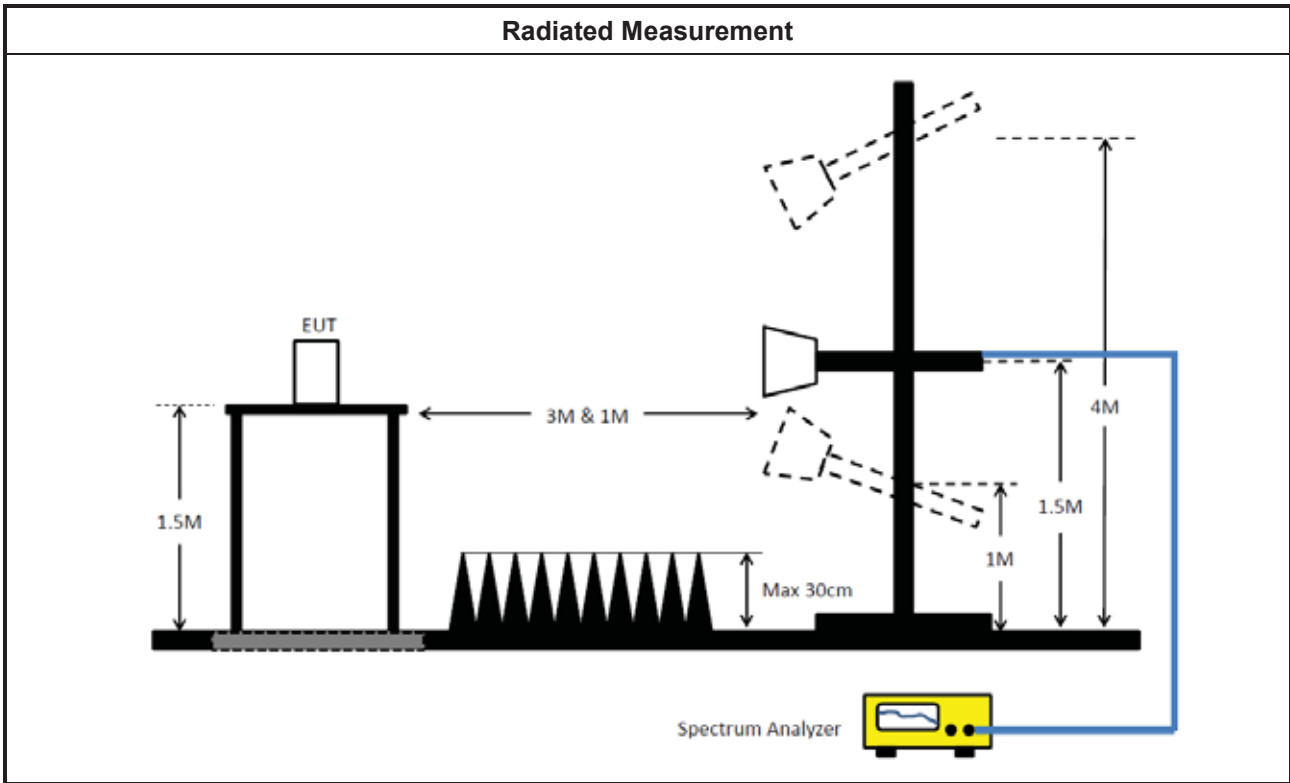
Refer a test equipment and calibration data table in this test report.



3.4.3 Test Procedures

Test Method	
	<ul style="list-style-type: none"> ▪ Peak power spectral density procedures that the same method as used to determine the conducted output power shall be used to determine the peak power spectral density and use the peak search function on the spectrum analyzer to find the peak of the spectrum. For the peak power spectral density shall be measured using below options:
	<input type="checkbox"/> Refer as FCC KDB 789033, F)5) power spectral density can be measured using resolution bandwidths < 1 MHz provided that the results are integrated over 1 MHz bandwidth
	<input checked="" type="checkbox"/> Refer as FCC KDB 789033, clause E Method SA-2. (spectral trace averaging)
	<input type="checkbox"/> Refer as FCC KDB 789033, clause E Method SA-2 Alt. (RMS detection with slow sweep speed)
	<input type="checkbox"/> For conducted measurement.
	<ul style="list-style-type: none"> ▪ If the EUT supports multiple transmit chains using options given below:
	<input type="checkbox"/> Option 1: Measure and sum the spectra across the outputs. Refer as FCC KDB 662911, In-band power spectral density (PSD). Sample all transmit ports simultaneously using a spectrum analyzer for each transmit port. Where the trace bin-by-bin of each transmit port summing can be performed. (i.e., in the first spectral bin of output 1 is summed with that in the first spectral bin of output 2 and that from the first spectral bin of output 3, and so on up to the NTX output to obtain the value for the first frequency bin of the summed spectrum.). Add up the amplitude (power) values for the different transmit chains and use this as the new data trace.
	<input type="checkbox"/> Option 2: Measure and sum spectral maxima across the outputs. With this technique, spectra are measured at each output of the device at the required resolution bandwidth. The maximum value (peak) of each spectrum is determined. These maximum values are then summed mathematically in linear power units across the outputs. These operations shall be performed separately over frequency spans that have different out-of-band or spurious emission limits,
	<input type="checkbox"/> Option 3: Measure and add 10 log(N) dB, where N is the number of transmit chains. Refer as FCC KDB 662911, In-band power spectral density (PSD). Performed at each transmit chains and each transmit chains shall be compared with the limit have been reduced with 10 log(N). Or each transmit chains shall be add 10 log(N) to compared with the limit.
	<ul style="list-style-type: none"> ▪ If multiple transmit chains, EIRP PPSD calculation could be following as methods: $PPSD_{total} = PPSD_1 + PPSD_2 + \dots + PPSD_n$ (calculated in linear unit [mW] and transfer to log unit [dBm]) $EIRP_{total} = PPSD_{total} + DG$
	<input checked="" type="checkbox"/> For radiated measurement.
	<ul style="list-style-type: none"> ▪ Refer as ANSI C63.10, clause 6.6 for radiated emissions above 1GHz.
	<ul style="list-style-type: none"> ▪ Refer as KDB 789033, clause II A.1.F "Antenna-port Conducted versus Radiated Testing"
	<ul style="list-style-type: none"> ▪ Refer as KDB 412172, clause 2.2 for EIRP calculation.

3.4.4 Test Setup



3.4.5 Test Result of Peak Power Spectral Density (E.I.R.P.)

Refer as Appendix D



3.5 Unwanted Emissions

3.5.1 Transmitter Unwanted Emissions Limit

Unwanted emissions below 1 GHz and restricted band emissions above 1GHz limit			
Frequency Range (MHz)	Field Strength (uV/m)	Field Strength (dBuV/m)	Measure Distance (m)
0.009~0.490	2400/F(kHz)	48.5 - 13.8	300
0.490~1.705	24000/F(kHz)	33.8 - 23	30
1.705~30.0	30	29	30
30~88	100	40	3
88~216	150	43.5	3
216~960	200	46	3
Above 960	500	54	3

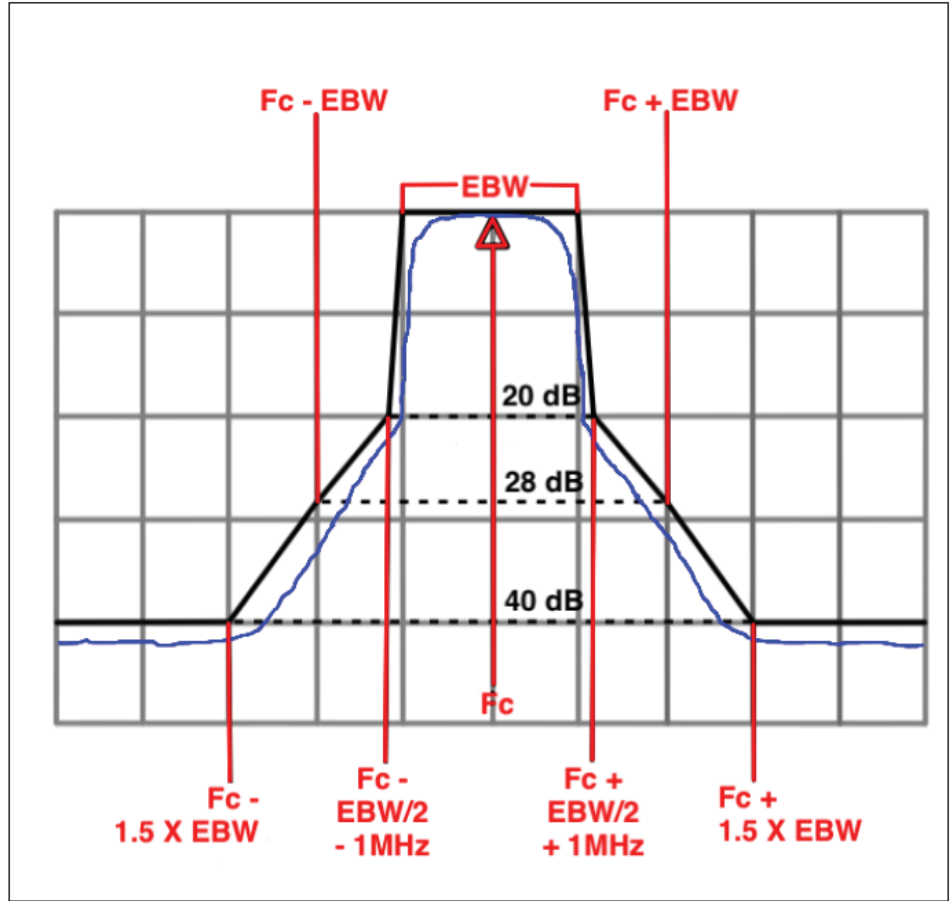
Note 1: Test distance for frequencies at or above 30 MHz, measurements may be performed at a distance other than the limit distance provided they are not performed in the near field and the emissions to be measured can be detected by the measurement equipment. When performing measurements at a distance other than that specified, the results shall be extrapolated to the specified distance using an extrapolation factor of 20 dB/decade (inverse of linear distance for field-strength measurements, inverse of linear distance-squared for power-density measurements).

Note 2: Test distance for frequencies at below 30 MHz, measurements may be performed at a distance closer than the EUT limit distance; however, an attempt should be made to avoid making measurements in the near field. When performing measurements below 30 MHz at a closer distance than the limit distance, the results shall be extrapolated to the specified distance by either making measurements at a minimum of two or more distances on at least one radial to determine the proper extrapolation factor or by using the square of an inverse linear distance extrapolation factor (40 dB/decade). The test report shall specify the extrapolation method used to determine compliance of the EUT.

Note 3: Using the distance of 1m during the test for above 18 GHz, and the test value to correct for the distance factor at 3m($20 \times \log(\text{standard distance}/ \text{test distance}) = 20\log(3/1) = 9.54\text{dB}$).
EX. Above 18GHz emission limit calculation (3m to 1m) = 54dBuV/m at 3m + 9.54dB = 63.54 dBuV/m at 1m.

Un-restricted band emissions above 1GHz Limit	
Frequency	Limit
Any outside the 5.945 – 7.125 GHz emission	e.i.r.p. -27 dBm [68.2 dBuV/m@3m] Note 1: Using the distance of 1m during the test for above 18 GHz, and the test value to correct for the distance factor at 3m($20 \times \log(\text{standard distance}/ \text{test distance}) = 20\log(3/1) = 9.54\text{dB}$). EX. Above 18GHz emission limit calculation (3m to 1m) = 68.2dBuV/m at 3m + 9.54dB = 77.74 dBuV/m at 1m.
Frequency	Emission MASK Limit
5.945 – 7.125 GHz	Power spectral density must be suppressed by 20 dB at 1 MHz outside of channel edge, by 28 dB at one channel bandwidth from the channel center, and by 40 dB at one- and one-half times the channel bandwidth away from channel center. At frequencies between one megahertz outside an unlicensed device's channel edge and one channel bandwidth from the center of the channel, the

limits must be linearly interpolated between 20 dB and 28 dB suppression, and at frequencies between one and one- and one-half times an unlicensed device's channel bandwidth, the limits must be linearly interpolated between 28 dB and 40 dB suppression. Emissions removed from the channel center by more than one- and one-half times the channel bandwidth must be suppressed by at least 40 dB. The channel bandwidth is defined as 26 dB EBW.





3.5.2 Measuring Instruments

Refer a test equipment and calibration data table in this test report.

3.5.3 Test Procedures

Test Method	
<ul style="list-style-type: none"> Measurements may be performed at a distance other than the limit distance provided they are not performed in the near field and the emissions to be measured can be detected by the measurement equipment. Measurements shall not be performed at a distance greater than 30 m for frequencies above 30 MHz, unless it can be further demonstrated that measurements at a distance of 30 m or less are impractical. When performing measurements at a distance other than that specified, the results shall be extrapolated to the specified distance using an extrapolation factor of 20 dB/decade (inverse of linear distance for field-strength measurements, inverse of linear distance-squared for power-density measurements). 	
<ul style="list-style-type: none"> The average emission levels shall be measured in [duty cycle ≥ 98 or duty factor]. 	
<ul style="list-style-type: none"> For the transmitter unwanted emissions shall be measured using following options below: 	
	<ul style="list-style-type: none"> Refer as FCC KDB 789033, clause G)2) for unwanted emissions into non-restricted bands.
	<ul style="list-style-type: none"> Refer as FCC KDB 789033, clause G)1) for unwanted emissions into restricted bands.
<input checked="" type="checkbox"/>	Refer as FCC KDB 789033, G)6) Method AD (Trace Averaging). (For unrestricted band measurement)
<input type="checkbox"/>	Refer as FCC KDB 789033, G)6) Method VB (Reduced VBW).
<input checked="" type="checkbox"/>	Refer as ANSI C63.10, clause 11.12.2.5.3 (Reduced VBW). VBW ≥ 1/T, where T is pulse time.(For restricted band average measurement)
<input type="checkbox"/>	Refer as ANSI C63.10, clause 7.5 average value of pulsed emissions.
<input checked="" type="checkbox"/>	Refer as FCC KDB 789033, clause G)5) measurement procedure peak limit.
<input type="checkbox"/>	Refer as ANSI C63.10, clause 4.1.4.2.2 measurement procedure peak limit.
<input checked="" type="checkbox"/>	Refer as FCC KDB 789033, clause G)3)d)ii) for Band edge Integration measurements.
<ul style="list-style-type: none"> For emission MASK shall be measured using following options below: 	
<input checked="" type="checkbox"/>	Refer as KDB 987594 D02, J) In-Band Emissions
<ul style="list-style-type: none"> For radiated measurement. 	
	<ul style="list-style-type: none"> Refer as ANSI C63.10, clause 6.4 for radiated emissions below 30 MHz and test distance is 3m.
	<ul style="list-style-type: none"> Refer as ANSI C63.10, clause 6.5 for radiated emissions 30 MHz to 1 GHz and test distance is 3m.
	<ul style="list-style-type: none"> Refer as ANSI C63.10, clause 6.6 for radiated emissions above 1GHz.
<ul style="list-style-type: none"> The any unwanted emissions level shall not exceed the fundamental emission level. 	
<ul style="list-style-type: none"> All amplitude of spurious emissions that are attenuated by more than 20 dB below the permissible value has no need to be reported. 	



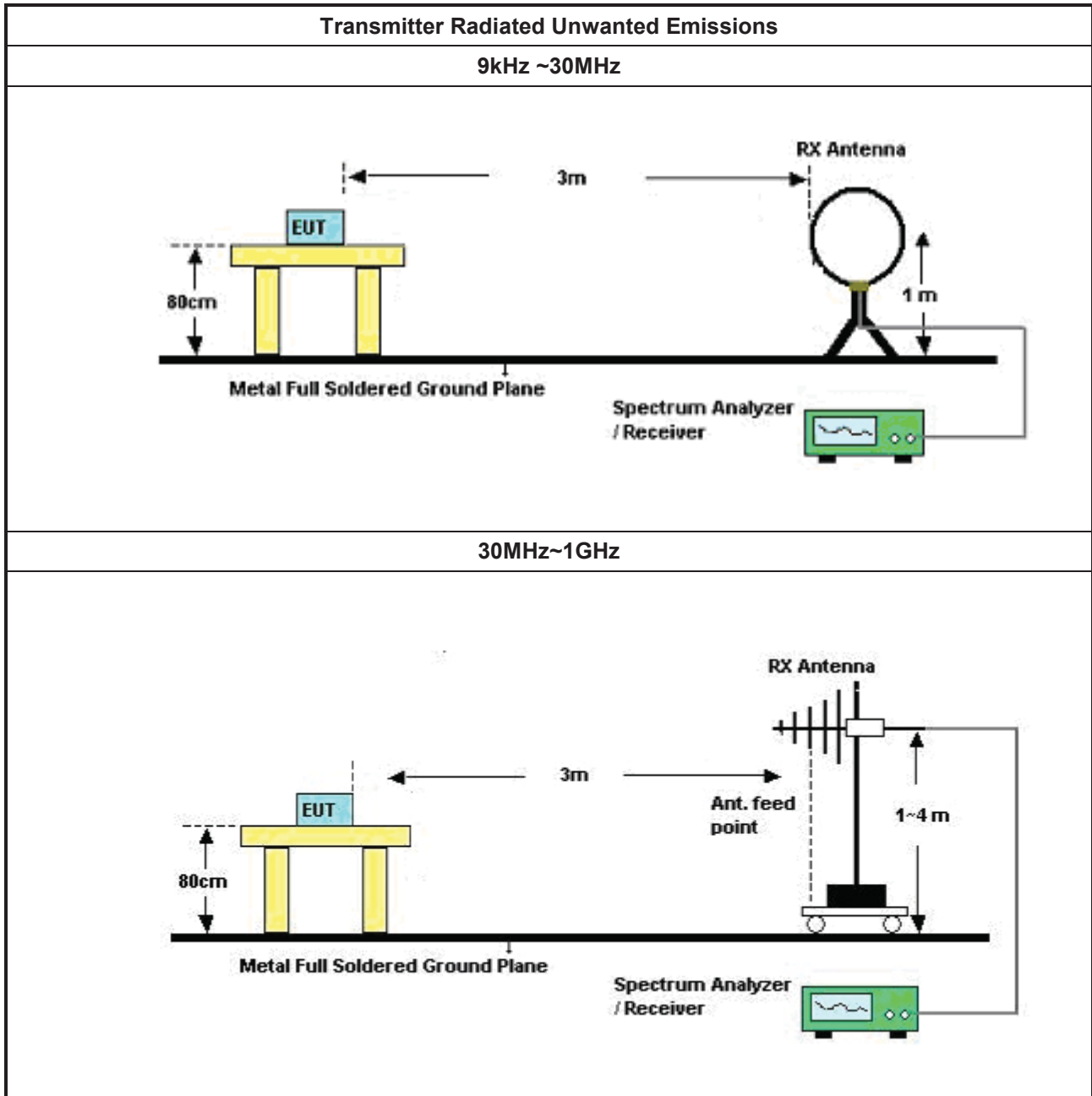
▪ Use the following spectrum analyzer settings:	
	▪ Set RBW=100 kHz for $f < 1$ GHz; VBW=3 * RBW; Sweep = auto; Detector function = peak; Trace = max hold.
	▪ Set RBW = 1 MHz, VBW= 3MHz for $f \geq 1$ GHz for peak measurement. For average measurement, refer as 1.1.4.
▪ KDB 414788 Open-Field Test Sites and Chamber Correlation Justification.	
	▪ Based on FCC 15.31 (f) (2): measurements may be performed at a distance closer than that specified in regulations; however, an attempt should be made to avoid making measurements in the near field.
	▪ Open-field site and chamber correlation testing had been performed and chamber measured test result is the worst case test result.

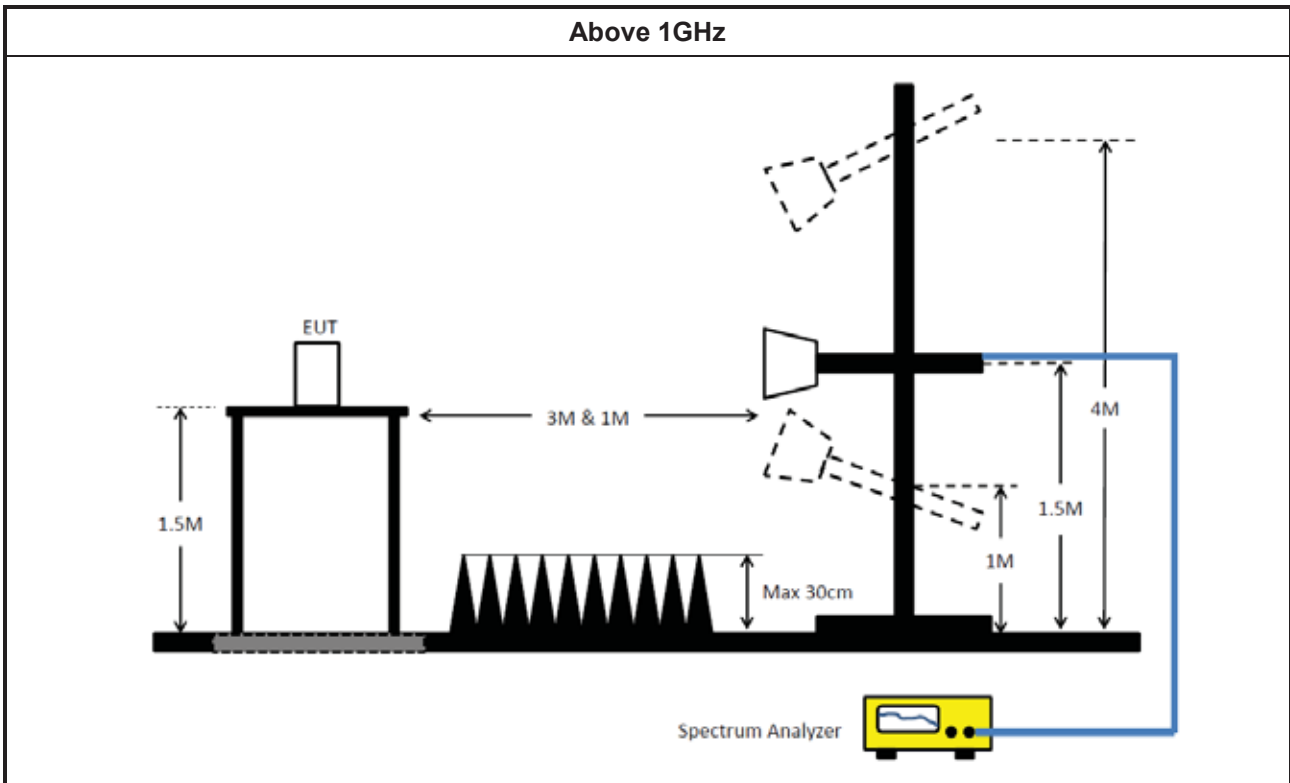
3.5.4 Measurement Results Calculation

The measured Level is calculated using:

Corrected Reading: Raw(Read Level) + AF(Antenna Factor) + CL(Cable Loss) - PA(Preamp Factor)

3.5.5 Test Setup





3.5.6 Transmitter Unwanted Emissions (Below 30MHz)

The amplitude of spurious emissions which are attenuated by more than 20dB below the permissible value has no need to be reported.

3.5.7 Test Result of Transmitter Unwanted Emissions

Refer as Appendix E

3.6 Contention Based Protocol

3.6.1 Contention Based Protocol Limit

EUT can detect an AWGN signal with 90% (or better) level of certainty.

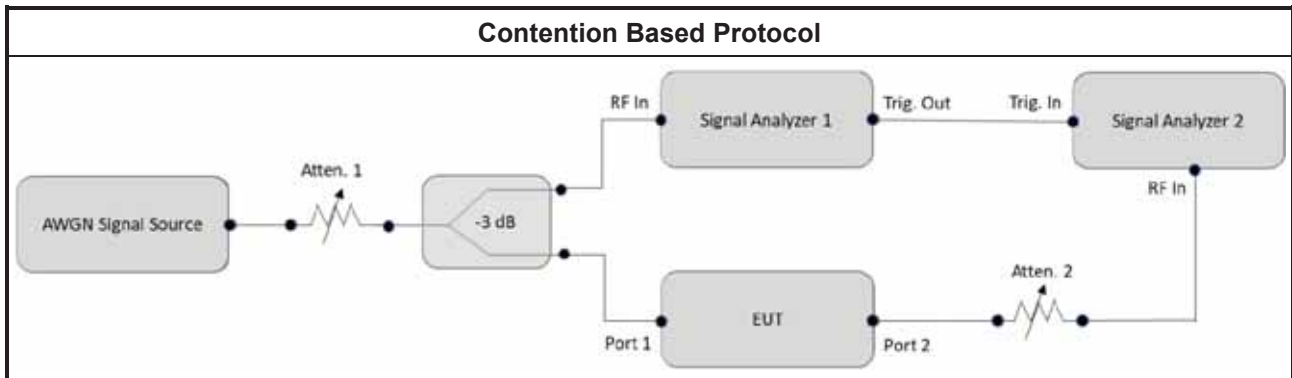
3.6.2 Measuring Instruments

Refer a test equipment and calibration data table in this test report.

3.6.3 Test Procedures

Test Method	
<input type="checkbox"/>	For Contention Based Protocol shall be measured using following options below:
<input checked="" type="checkbox"/>	Refer as KDB 987594 D02, I) Contention Based Protocol.

3.6.4 Test Setup



3.6.5 Test Result of Contention Based Protocol

Refer as Appendix F



4 Test Equipment and Calibration Data

Instrument for AC Conduction

Instrument	Manufacturer /Brand	Model No.	Serial No.	Spec.	Calibration Date	Calibration Due Date
EMI Test Receiver	R&S	ESR	102051	9kHz ~ 3.6GHz	16/May/2023	15/May/2024
Two-Line V-Network	R&S	ENV 216	101295	9kHz ~ 30MHz	05/Feb/2024	04/Feb/2025
RF Cable 5m	TITAN	TITAN	CO04-cable-01	9 kHz~200MHz	27/Feb/2024	26/Feb/2025
Impuls Begrenzer Pulse Limiter	SCHWARZBECK	VTSD 9561-F	9561-F041	9kHz ~ 30MHz	18/Oct/2023	17/Oct/2024
Software	Sporton	SENSE-EMI	V5.11.3	-	NCR	NCR

NCR: No Calibration Required

Instrument for Conducted Test Non-Beamforming

Instrument	Manufacturer /Brand	Model No.	Serial No.	Spec.	Calibration Date	Calibration Due Date
Signal Analyzer	R&S	FSV 40	101515	9kHz~40GHz	02/Feb/2024	01/Feb/2025
SMB100A Signal Generator	R&S	SMB100A	181147	100kHz~40GHz	20/Oct/2023	19/Oct/2024
Power Meter	Anritsu	ML2495A	1517010	300MHz~40GHz	15/Dec/2023	14/Dec/2024
Pulse Sensor	Anritsu	MA2411B	1339407	300MHz~40GHz	15/Dec/2023	14/Dec/2024
SENSE-15407_NII	Sporton	V5.11.17	N/A	N/A	N/A	N/A

Instrument for Conducted Test Beamforming

Instrument	Manufacturer /Brand	Model No.	Serial No.	Spec.	Calibration Date	Calibration Due Date
Signal Analyzer	R&S	FSV 40	101515	9kHz~40GHz	02/Feb/2024	03/Feb/2025
SMB100A Signal Generator	R&S	SMB100A	181147	100kHz~40GHz	20/Oct/2023	19/Oct/2024
Power Meter	Anritsu	ML2495A	1517010	300MHz~40GHz	15/Dec/2023	14/Dec/2024
Pulse Sensor	Anritsu	MA2411B	1339407	300MHz~40GHz	15/Dec/2023	14/Dec/2024
SENSE-15407_NII	Sporton	V5.11.17	N/A	N/A	N/A	N/A



Instrument for Radiated Test_Non-Beamforming

Table with 7 columns: Instrument, Manufacturer /Brand, Model No., Serial No., Spec., Calibration Date, Calibration Due Date. Contains 20 rows of instrument data.

Instrument for Radiated Test_Beamforming

Table with 7 columns: Instrument, Manufacturer /Brand, Model No., Serial No., Spec., Calibration Date, Calibration Due Date. Contains 10 rows of instrument data.



Instrument for Radiated Test (Co-location)

Instrument	Manufacturer /Brand	Model No.	Serial No.	Spec.	Calibration Date	Calibration Due Date
3m Semi Anechoic Chamber	SIDT FRANKONIA	SAC-3M	03CH02-HY	1GHz~18GHz 3m	28/Jul/2023	27/Jul/2024
Signal Analyzer	ROHDE& SCHWARZ	FSV3044	101345	10Hz~44GHz	10/Aug/2023	09/Aug/2024
Double Ridged Guide Horn Antenna	SCHWARZBECK	BBHA 9120 D	02268	1GHz~18GHz	23/Sep/2023	22/Sep/2024
Broadband Horn Antenna	SCHWARZBECK	BBHA 9170	01248	18GHz~40GHz	21/Aug/2023	20/Aug/2024
RF Cable-R03m	HUBER+SUHNER	SUCOFLEX 104	03CH02-cable-01	1GHz~40GHz	15/Feb/2024	14/Feb/2025
Microwave Pre-amplifier	Agilent	8449B	3008A02373	1GHz~26.5GHz	24/Oct/2023	23/Oct/2024
Amplifier	EM	EM18G40GA	060874	18GHz ~40GHz	18/Aug/2023	17/Aug/2024
SENSE-EMI	Sporton	V5.11.3	NA	NA	NA	NA

Instrument for Contention-Based Protocol Test

Instrument	Manufacturer /Brand	Model No.	Serial No.	Spec.	Calibration Date	Calibration Due Date
Spectrum Analyzer	R&S	FSP40	100593	9 kHz ~ 40 GHz	11/Mar/2024	10/Mar/2025
Vector Signal Generator	R&S	SMW200A	111529	100kHz~7.5GHz	12/Mar/2024	11/Mar/2025
DFS-Adaptivity	Sporton	Ver 2.10	N/A	N/A	N/A	N/A
Adaptivity Analysis-5G	Sporton	Ver 2.10	N/A	N/A	N/A	N/A



Summary

Mode	Result	Type	Freq (Hz)	Level (dBuV)	Limit (dBuV)	Margin (dB)	Condition
Mode 1	Pass	AV	613.892k	31.63	46.00	-14.37	Neutral

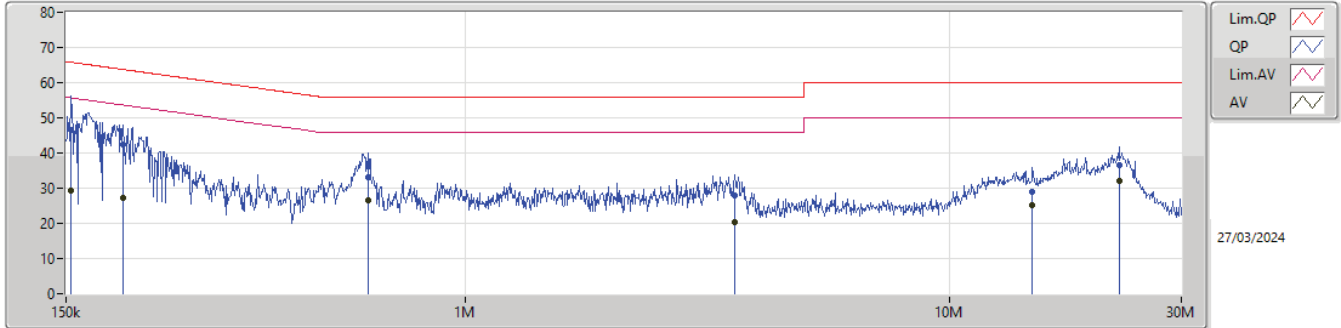


Result

Mode	Result	Type	Freq (Hz)	Level (dBuV)	Limit (dBuV)	Margin (dB)	Condition
Mode 1	Pass	QP	153.636k	46.60	65.81	-19.21	Line
Mode 1	Pass	AV	153.636k	29.33	55.81	-26.48	Line
Mode 1	Pass	QP	196.781k	42.28	63.74	-21.46	Line
Mode 1	Pass	AV	196.781k	27.27	53.74	-26.47	Line
Mode 1	Pass	QP	628.773k	33.00	56.00	-23.00	Line
Mode 1	Pass	AV	628.773k	26.49	46.00	-19.51	Line
Mode 1	Pass	QP	3.599M	27.89	56.00	-28.11	Line
Mode 1	Pass	AV	3.599M	20.40	46.00	-25.60	Line
Mode 1	Pass	QP	14.786M	28.99	60.00	-31.01	Line
Mode 1	Pass	AV	14.786M	25.11	50.00	-24.89	Line
Mode 1	Pass	QP	22.307M	36.54	60.00	-23.46	Line
Mode 1	Pass	AV	22.307M	32.03	50.00	-17.97	Line
Mode 1	Pass	QP	166.406k	50.27	65.14	-14.87	Neutral
Mode 1	Pass	AV	166.406k	36.31	55.14	-18.83	Neutral
Mode 1	Pass	QP	213.137k	43.17	63.07	-19.90	Neutral
Mode 1	Pass	AV	213.137k	31.07	53.07	-22.00	Neutral
Mode 1	Pass	QP	613.892k	37.45	56.00	-18.55	Neutral
Mode 1	Pass	AV	613.892k	31.63	46.00	-14.37	Neutral
Mode 1	Pass	QP	3.513M	28.59	56.00	-27.41	Neutral
Mode 1	Pass	AV	3.513M	21.54	46.00	-24.46	Neutral
Mode 1	Pass	QP	12.807M	28.32	60.00	-31.68	Neutral
Mode 1	Pass	AV	12.807M	24.19	50.00	-25.81	Neutral
Mode 1	Pass	QP	21.779M	35.62	60.00	-24.38	Neutral
Mode 1	Pass	AV	21.779M	31.18	50.00	-18.82	Neutral

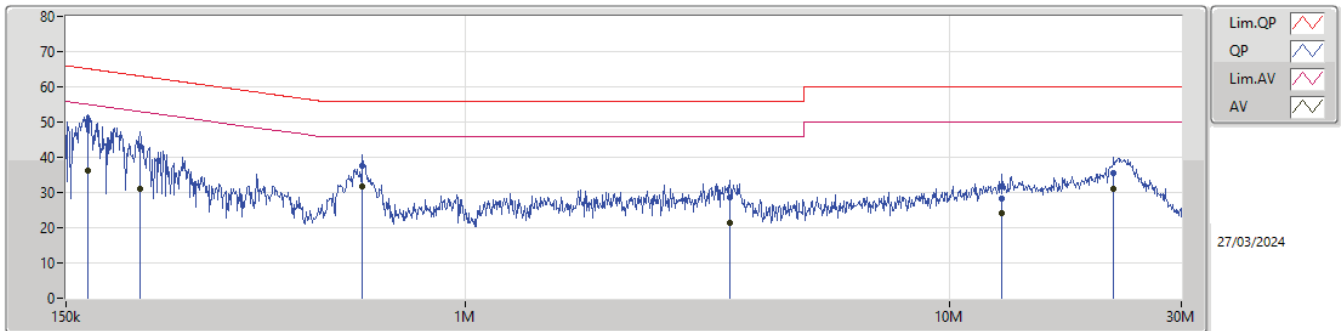


Conducted Emissions at Powerline_Mode 1



Type	Freq (Hz)	Level (dBuV)	Limit (dBuV)	Margin (dB)	Factor (dB)	Condition	Comment	Raw (dBuV)	LISN (dB)	CL (dB)	AT (dB)
QP	153.636k	46.60	65.81	-19.21	19.43	Line	-	27.17	9.61	0.07	9.75
AV	153.636k	29.33	55.81	-26.48	19.43	Line	-	9.90	9.61	0.07	9.75
QP	196.781k	42.28	63.74	-21.46	19.38	Line	-	22.90	9.61	0.09	9.68
AV	196.781k	27.27	53.74	-26.47	19.38	Line	-	7.89	9.61	0.09	9.68
QP	628.773k	33.00	56.00	-23.00	19.50	Line	-	13.50	9.61	0.11	9.78
AV	628.773k	26.49	46.00	-19.51	19.50	Line	-	6.99	9.61	0.11	9.78
QP	3.599M	27.89	56.00	-28.11	19.51	Line	-	8.38	9.64	0.08	9.79
AV	3.599M	20.40	46.00	-25.60	19.51	Line	-	0.89	9.64	0.08	9.79
QP	14.786M	28.99	60.00	-31.01	19.55	Line	-	9.44	9.63	0.09	9.83
AV	14.786M	25.11	50.00	-24.89	19.55	Line	-	5.56	9.63	0.09	9.83
QP	22.307M	36.54	60.00	-23.46	19.52	Line	-	17.02	9.56	0.12	9.84
AV	22.307M	32.03	50.00	-17.97	19.52	Line	-	12.51	9.56	0.12	9.84

Conducted Emissions at Powerline_Mode 1



Type	Freq (Hz)	Level (dBuV)	Limit (dBuV)	Margin (dB)	Factor (dB)	Condition	Comment	Raw (dBuV)	LISN (dB)	CL (dB)	AT (dB)
QP	166.406k	50.27	65.14	-14.87	19.42	Neutral	-	30.85	9.62	0.07	9.73
AV	166.406k	36.31	55.14	-18.83	19.42	Neutral	-	16.89	9.62	0.07	9.73
QP	213.137k	43.17	63.07	-19.90	19.39	Neutral	-	23.78	9.61	0.09	9.69
AV	213.137k	31.07	53.07	-22.00	19.39	Neutral	-	11.68	9.61	0.09	9.69
QP	613.892k	37.45	56.00	-18.55	19.50	Neutral	-	17.95	9.61	0.11	9.78
AV	613.892k	31.63	46.00	-14.37	19.50	Neutral	-	12.13	9.61	0.11	9.78
QP	3.513M	28.59	56.00	-27.41	19.51	Neutral	-	9.08	9.64	0.08	9.79
AV	3.513M	21.54	46.00	-24.46	19.51	Neutral	-	2.03	9.64	0.08	9.79
QP	12.807M	28.32	60.00	-31.68	19.57	Neutral	-	8.75	9.69	0.07	9.81
AV	12.807M	24.19	50.00	-25.81	19.57	Neutral	-	4.62	9.69	0.07	9.81
QP	21.779M	35.62	60.00	-24.38	19.65	Neutral	-	15.97	9.69	0.12	9.84
AV	21.779M	31.18	50.00	-18.82	19.65	Neutral	-	11.53	9.69	0.12	9.84



Summary

Mode	Max-N dB (Hz)	Max-OBW (Hz)	ITU-Code	Min-N dB (Hz)	Min-OBW (Hz)
5.925-6.425GHz	-	-	-	-	-
802.11be EHT20_Nss1,(MCS0)_2TX	22.935M	19.106M	19M1D1D	20.845M	18.974M
802.11be EHT40_Nss1,(MCS0)_2TX	44.44M	38.188M	38M2D1D	41.25M	37.793M
802.11be EHT80_Nss1,(MCS0)_2TX	84.92M	77.58M	77M6D1D	80.96M	77.294M
802.11be EHT160_Nss1,(MCS0)_2TX	164.56M	157.246M	157MD1D	161.92M	156.68M
802.11be EHT320_Nss1,(MCS0)_2TX	731.28M	319.843M	320MD1D	473.44M	315.746M
6.425-6.525GHz	-	-	-	-	-
802.11be EHT20_Nss1,(MCS0)_2TX	22.385M	19.08M	19M1D1D	20.625M	19.019M
802.11be EHT40_Nss1,(MCS0)_2TX	42.24M	38.114M	38M1D1D	40.59M	37.843M
802.11be EHT80_Nss1,(MCS0)_2TX	84.92M	77.607M	77M6D1D	80.52M	77.428M
802.11be EHT160_Nss1,(MCS0)_2TX	168.52M	156.777M	157MD1D	167.2M	156.359M
802.11be EHT320_Nss1,(MCS0)_2TX	583.44M	317.103M	317MD1D	448.8M	316.347M
6.525-6.875GHz	-	-	-	-	-
802.11be EHT20_Nss1,(MCS0)_2TX	22.33M	19.101M	19M1D1D	21.065M	18.987M
802.11be EHT40_Nss1,(MCS0)_2TX	42.02M	38.059M	38M1D1D	40.59M	37.767M
802.11be EHT80_Nss1,(MCS0)_2TX	87.34M	77.821M	77M8D1D	82.28M	77.315M
802.11be EHT160_Nss1,(MCS0)_2TX	167.2M	157.699M	158MD1D	162.36M	155.668M
802.11be EHT320_Nss1,(MCS0)_2TX	575.52M	317.778M	318MD1D	338.8M	316.128M
6.875-7.125GHz	-	-	-	-	-
802.11be EHT20_Nss1,(MCS0)_2TX	22.33M	19.064M	19M1D1D	21.12M	18.958M
802.11be EHT40_Nss1,(MCS0)_2TX	43.78M	37.984M	38M0D1D	40.04M	37.81M
802.11be EHT80_Nss1,(MCS0)_2TX	86.46M	77.703M	77M7D1D	82.5M	77.475M
802.11be EHT160_Nss1,(MCS0)_2TX	162.8M	156.757M	157MD1D	162.36M	156.001M

Max-N dB = Maximum 6dB down bandwidth for 5.725-5.85GHz band / Maximum 26dB down bandwidth for other band;
 Max-OBW = Maximum 99% occupied bandwidth;
 Min-N dB = Minimum 6dB down bandwidth for 5.725-5.85GHz band / Maximum 26dB down bandwidth for other band;
 Min-OBW = Minimum 99% occupied bandwidth



Result

Mode	Result	Limit (Hz)	Port 1-N dB (Hz)	Port 1-OBW (Hz)	Port 2-N dB (Hz)	Port 2-OBW (Hz)
802.11be EHT20_Nss1,(MCS0)_2TX	-	-	-	-	-	-
5955MHz	Pass	Inf	21.505M	19.014M	22.935M	19.036M
6195MHz	Pass	Inf	20.845M	19.106M	21.945M	19.028M
6415MHz	Pass	Inf	22.22M	18.974M	21.505M	19.003M
6435MHz	Pass	Inf	21.34M	19.08M	20.625M	19.044M
6475MHz	Pass	Inf	21.945M	19.063M	21.725M	19.019M
6515MHz	Pass	Inf	22.385M	19.022M	21.945M	19.042M
6535MHz	Pass	Inf	21.615M	18.987M	21.45M	19.05M
6695MHz	Pass	Inf	21.725M	19.101M	22.33M	18.994M
6875MHz	Pass	Inf	21.065M	19.015M	22.22M	19.001M
6895MHz	Pass	Inf	21.34M	18.996M	21.67M	19.021M
6995MHz	Pass	Inf	22.055M	19.017M	21.12M	19.03M
7095MHz	Pass	Inf	21.89M	18.958M	21.78M	18.996M
7115MHz	Pass	Inf	22M	19.064M	22.33M	19.032M
802.11be EHT40_Nss1,(MCS0)_2TX	-	-	-	-	-	-
5965MHz	Pass	Inf	42.79M	37.793M	42.02M	37.84M
6205MHz	Pass	Inf	44.44M	38.188M	43.56M	37.796M
6405MHz	Pass	Inf	41.25M	37.864M	42.13M	38.09M
6445MHz	Pass	Inf	41.58M	37.843M	40.7M	37.879M
6485MHz	Pass	Inf	41.47M	37.908M	41.14M	38.114M
6525MHz	Pass	Inf	42.24M	37.871M	40.59M	38.046M
6565MHz	Pass	Inf	40.81M	37.767M	42.02M	37.892M
6685MHz	Pass	Inf	41.36M	38.016M	41.58M	37.932M
6885MHz	Pass	Inf	40.59M	38.023M	41.8M	38.059M
6925MHz	Pass	Inf	40.04M	37.984M	43.56M	37.859M
7005MHz	Pass	Inf	43.78M	37.828M	41.8M	37.832M
7085MHz	Pass	Inf	42.02M	37.889M	41.47M	37.81M
802.11be EHT80_Nss1,(MCS0)_2TX	-	-	-	-	-	-
5985MHz	Pass	Inf	83.38M	77.518M	84.04M	77.294M
6225MHz	Pass	Inf	80.96M	77.513M	84.92M	77.58M
6385MHz	Pass	Inf	82.72M	77.357M	83.38M	77.404M
6465MHz	Pass	Inf	84.92M	77.463M	82.28M	77.523M
6545MHz	Pass	Inf	80.52M	77.607M	83.82M	77.428M
6625MHz	Pass	Inf	82.28M	77.433M	84.92M	77.647M
6705MHz	Pass	Inf	82.72M	77.569M	84.26M	77.593M
6785MHz	Pass	Inf	85.8M	77.692M	83.16M	77.568M
6865MHz	Pass	Inf	87.34M	77.315M	84.04M	77.821M
6945MHz	Pass	Inf	82.94M	77.475M	82.5M	77.501M
7025MHz	Pass	Inf	86.46M	77.595M	83.38M	77.703M
802.11be EHT160_Nss1,(MCS0)_2TX	-	-	-	-	-	-
6025MHz	Pass	Inf	162.36M	156.961M	162.36M	156.787M
6185MHz	Pass	Inf	162.36M	156.884M	162.8M	157.178M
6345MHz	Pass	Inf	164.56M	156.68M	161.92M	157.246M
6505MHz	Pass	Inf	168.52M	156.359M	167.2M	156.777M
6665MHz	Pass	Inf	162.36M	157.699M	167.2M	156.339M
6825MHz	Pass	Inf	162.36M	156.879M	162.8M	155.668M
6985MHz	Pass	Inf	162.8M	156.757M	162.36M	156.001M
802.11be EHT320_Nss1,(MCS0)_2TX	-	-	-	-	-	-
6105MHz	Pass	Inf	481.36M	317.176M	473.44M	315.746M
6265MHz	Pass	Inf	604.56M	319.843M	539.44M	317.97M
6425MHz	Pass	Inf	731.28M	318.981M	601.04M	317.239M
6585MHz	Pass	Inf	448.8M	317.103M	583.44M	316.347M
6745MHz	Pass	Inf	575.52M	317.778M	485.76M	316.128M
6905MHz	Pass	Inf	338.8M	316.276M	340.56M	316.284M

Port X-N dB = Port X 6dB down bandwidth for 5.725-5.85GHz band / 26dB down bandwidth for other band
 Port X-OBW = Port X 99% occupied bandwidth



5.925-6.425GHz_802.11be EHT20_Nss1,(MCS0)_2TX

EBW

5955MHz

26/03/2024

CF (Hz)
5.955G

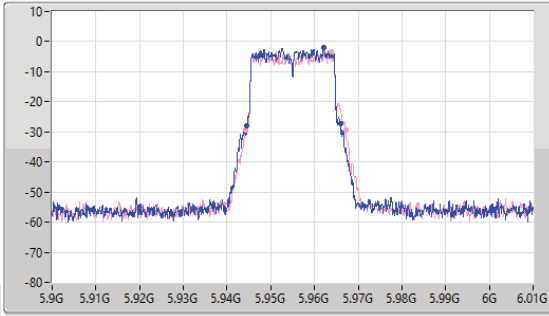
Span (Hz)
110M

RBW (Hz)
200k

VBW (Hz)
1M

Sweep Time (s)
41.8u

Detector Type
Peak



CF (Hz)
5.955G

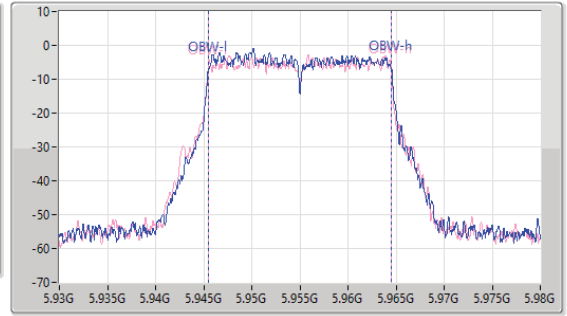
Span (Hz)
50M

RBW (Hz)
200k

VBW (Hz)
1M

Sweep Time (s)
20.9u

Detector Type
Peak



26dB(Hz)	Fl-26dB(Hz)	Fh-26dB(Hz)	OBW(Hz)	Fl-OBW(Hz)	Fh-OBW(Hz)	Limit(Hz)	Port
21.505M	5.944385G	5.96589G	19.014M	5.945501G	5.964514G	Inf	1
22.935M	5.944165G	5.9671G	19.036M	5.94547G	5.964505G	Inf	2

5.925-6.425GHz_802.11be EHT40_Nss1,(MCS0)_2TX

EBW

6205MHz

26/03/2024

CF (Hz)
6.205G

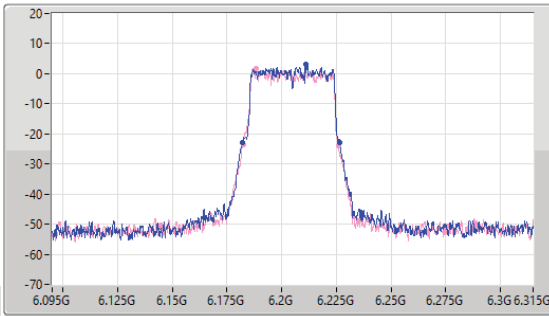
Span (Hz)
220M

RBW (Hz)
500k

VBW (Hz)
2M

Sweep Time (s)
29.2u

Detector Type
Peak



CF (Hz)
6.205G

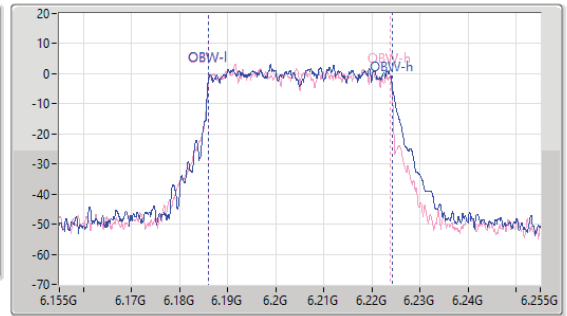
Span (Hz)
100M

RBW (Hz)
500k

VBW (Hz)
2M

Sweep Time (s)
12.6u

Detector Type
Peak



26dB(Hz)	Fl-26dB(Hz)	Fh-26dB(Hz)	OBW(Hz)	Fl-OBW(Hz)	Fh-OBW(Hz)	Limit(Hz)	Port
44.44M	6.18212G	6.22656G	38.188M	6.186024G	6.224212G	Inf	1
43.56M	6.18245G	6.22601G	37.796M	6.186085G	6.223882G	Inf	2



5.925-6.425GHz_802.11be EHT80_Nss1,(MCS0)_2TX

EBW

6225MHz

26/03/2024

CF (Hz)
6.225G

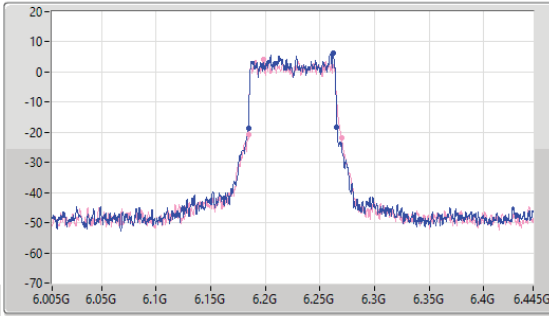
Span (Hz)
440M

RBW (Hz)
1M

VBW (Hz)
3M

Sweep Time (s)
29.3u

Detector Type
Peak



CF (Hz)
6.225G

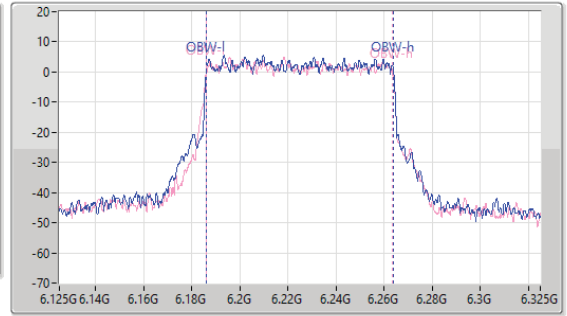
Span (Hz)
200M

RBW (Hz)
1M

VBW (Hz)
3M

Sweep Time (s)
14.6u

Detector Type
Peak



26dB(Hz)	Fl-26dB(Hz)	Fh-26dB(Hz)	OBW(Hz)	Fl-OBW(Hz)	Fh-OBW(Hz)	Limit(Hz)	Port
80.96M	6.18452G	6.26548G	77.513M	6.186258G	6.263771G	Inf	1
84.92M	6.18474G	6.26966G	77.58M	6.186072G	6.263652G	Inf	2

5.925-6.425GHz_802.11be EHT160_Nss1,(MCS0)_2TX

EBW

6345MHz

26/03/2024

CF (Hz)
6.345G

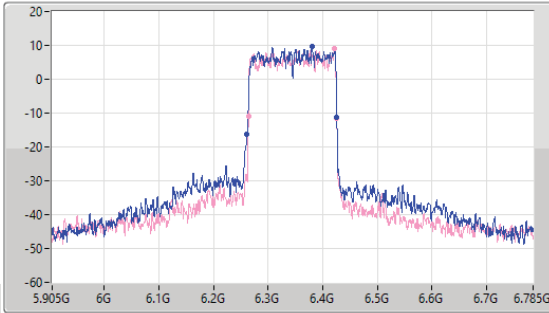
Span (Hz)
880M

RBW (Hz)
2M

VBW (Hz)
10M

Sweep Time (s)
34.6u

Detector Type
Peak



CF (Hz)
6.345G

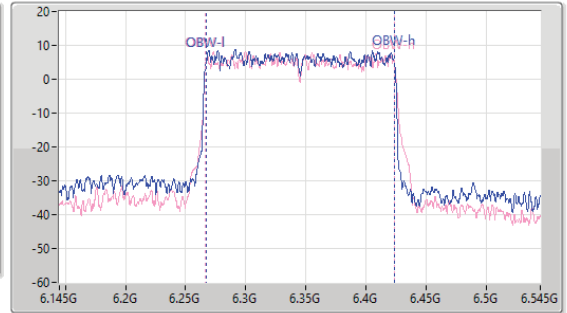
Span (Hz)
400M

RBW (Hz)
2M

VBW (Hz)
10M

Sweep Time (s)
15.8u

Detector Type
Peak



26dB(Hz)	Fl-26dB(Hz)	Fh-26dB(Hz)	OBW(Hz)	Fl-OBW(Hz)	Fh-OBW(Hz)	Limit(Hz)	Port
164.56M	6.2614G	6.42596G	156.68M	6.266812G	6.423492G	Inf	1
161.92M	6.26404G	6.42596G	157.246M	6.266599G	6.423845G	Inf	2



5.925-6.425GHz_802.11be EHT320_Nss1,(MCS0)_2TX

EBW

6425MHz

26/03/2024

CF (Hz)
6.425G

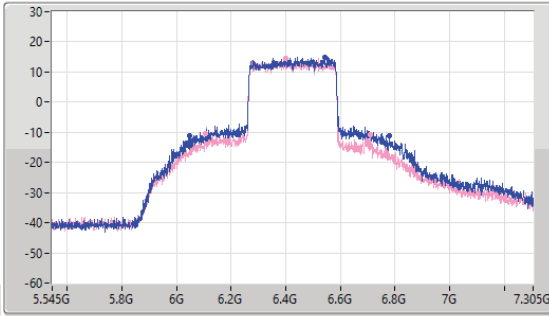
Span (Hz)
1.76G

RBW (Hz)
5M

VBW (Hz)
10M

Sweep Time (s)
2.01m

Detector Type
Peak



CF (Hz)
6.425G

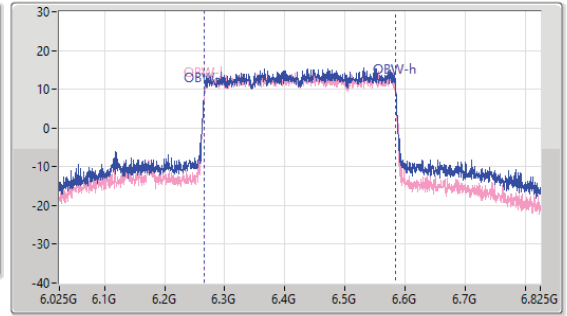
Span (Hz)
800M

RBW (Hz)
5M

VBW (Hz)
10M

Sweep Time (s)
2.01m

Detector Type
Peak



26dB(Hz)	Fl-26dB(Hz)	Fh-26dB(Hz)	OBW(Hz)	Fl-OBW(Hz)	Fh-OBW(Hz)	Limit(Hz)	Port
731.28M	6.04748G	6.77876G	318.981M	6.265478G	6.584459G	Inf	1
601.04M	6.10732G	6.70836G	317.239M	6.266329G	6.583568G	Inf	2

6.425-6.525GHz_802.11be EHT20_Nss1,(MCS0)_2TX

EBW

6515MHz

26/03/2024

CF (Hz)
6.515G

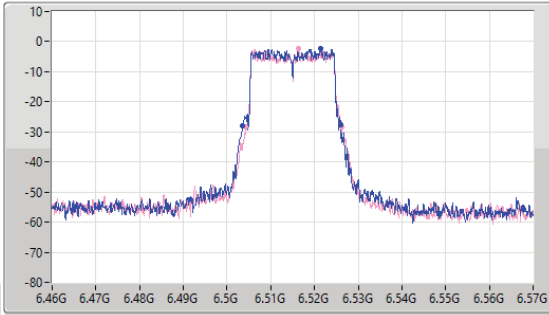
Span (Hz)
110M

RBW (Hz)
200k

VBW (Hz)
1M

Sweep Time (s)
41.8u

Detector Type
Peak



CF (Hz)
6.515G

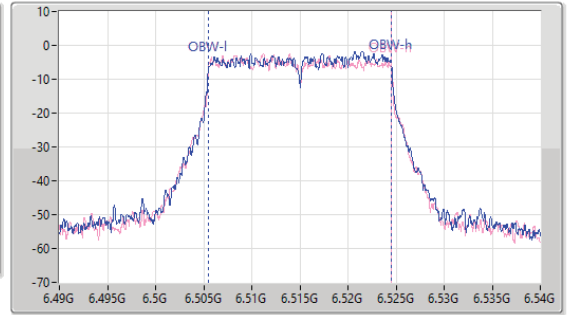
Span (Hz)
50M

RBW (Hz)
200k

VBW (Hz)
1M

Sweep Time (s)
20.9u

Detector Type
Peak



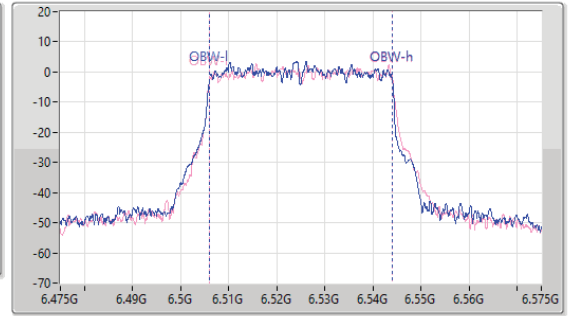
26dB(Hz)	Fl-26dB(Hz)	Fh-26dB(Hz)	OBW(Hz)	Fl-OBW(Hz)	Fh-OBW(Hz)	Limit(Hz)	Port
22.385M	6.30356G	6.525945G	19.022M	6.505513G	6.524535G	Inf	1
21.945M	6.50433G	6.526275G	19.042M	6.505506G	6.524549G	Inf	2

6.425-6.525GHz_802.11be EHT40_Nss1,(MCS0)_2TX

EBW

6525MHz

26/03/2024

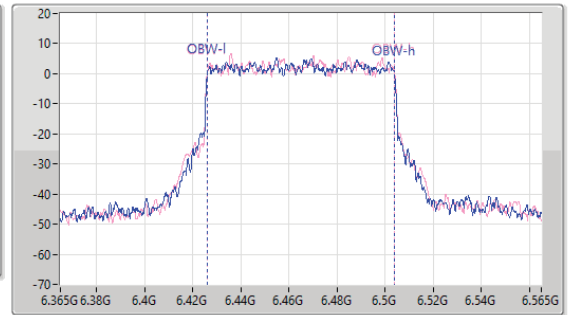
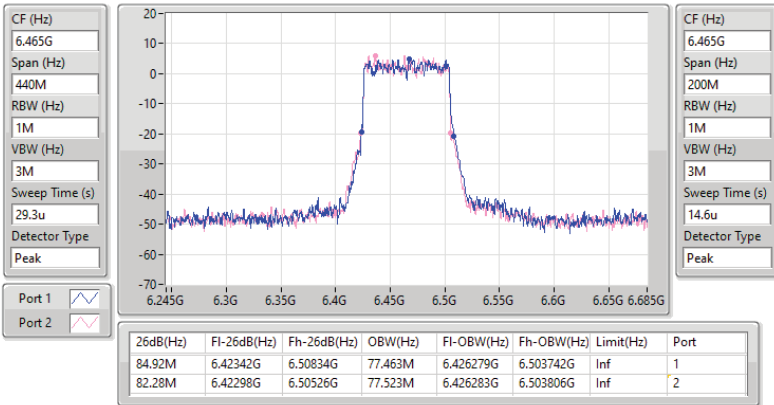


6.425-6.525GHz_802.11be EHT80_Nss1,(MCS0)_2TX

EBW

6465MHz

26/03/2024



6.425-6.525GHz_802.11be EHT160_Nss1,(MCS0)_2TX

EBW

6505MHz

26/03/2024

CF (Hz)
6.505G

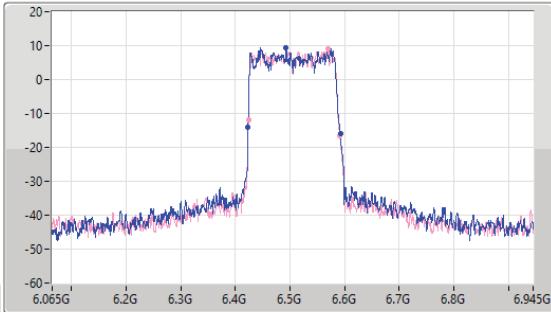
Span (Hz)
880M

RBW (Hz)
2M

VBW (Hz)
10M

Sweep Time (s)
34.6u

Detector Type
Peak



CF (Hz)
6.505G

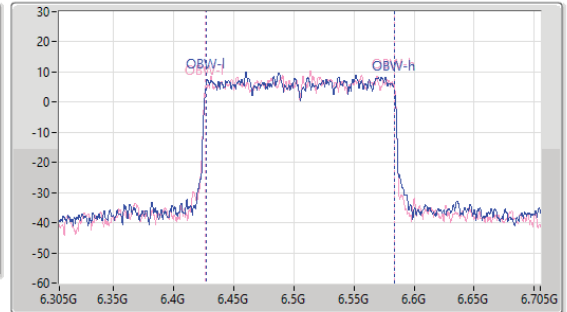
Span (Hz)
400M

RBW (Hz)
2M

VBW (Hz)
10M

Sweep Time (s)
15.8u

Detector Type
Peak



26dB(Hz)	Fl-26dB(Hz)	Fh-26dB(Hz)	OBW(Hz)	Fl-OBW(Hz)	Fh-OBW(Hz)	Limit(Hz)	Port
168.52M	6.42396G	6.59212G	156.359M	6.426887G	6.583245G	Inf	1
167.2M	6.42404G	6.59124G	156.777M	6.426731G	6.583508G	Inf	2

6.425-6.525GHz_802.11be EHT320_Nss1,(MCS0)_2TX

EBW

6585MHz

26/03/2024

CF (Hz)
6.585G

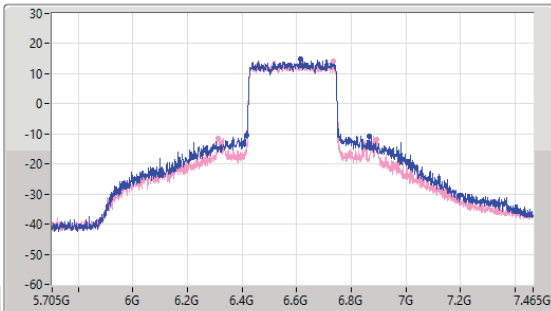
Span (Hz)
1.76G

RBW (Hz)
5M

VBW (Hz)
10M

Sweep Time (s)
2.01m

Detector Type
Peak



CF (Hz)
6.585G

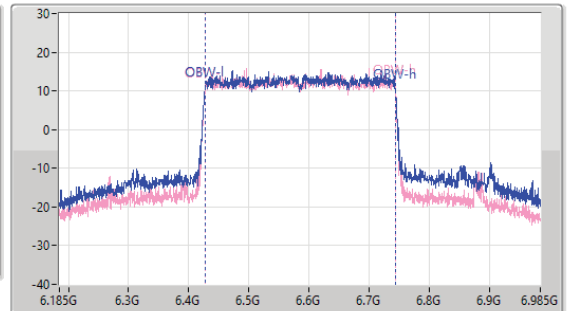
Span (Hz)
800M

RBW (Hz)
5M

VBW (Hz)
10M

Sweep Time (s)
2.01m

Detector Type
Peak



26dB(Hz)	Fl-26dB(Hz)	Fh-26dB(Hz)	OBW(Hz)	Fl-OBW(Hz)	Fh-OBW(Hz)	Limit(Hz)	Port
448.8M	6.41516G	6.86396G	317.103M	6.426873G	6.743976G	Inf	1
583.44M	6.31044G	6.89388G	316.347M	6.426984G	6.74333G	Inf	2



6.525-6.875GHz_802.11be EHT20_Nss1,(MCS0)_2TX

EBW

6695MHz

26/03/2024

CF (Hz)
6.695G

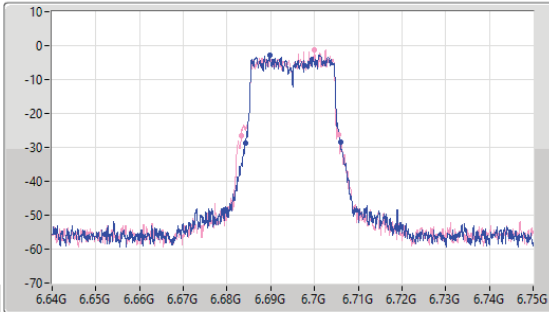
Span (Hz)
110M

RBW (Hz)
200k

VBW (Hz)
1M

Sweep Time (s)
41.8u

Detector Type
Peak



CF (Hz)
6.695G

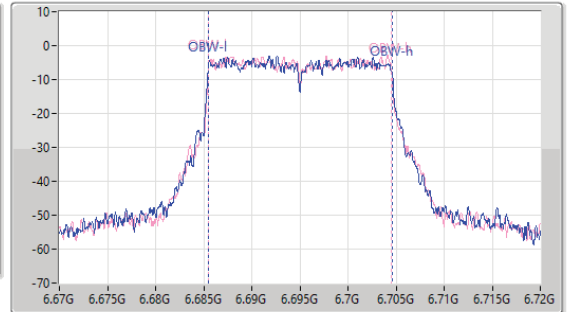
Span (Hz)
50M

RBW (Hz)
200k

VBW (Hz)
1M

Sweep Time (s)
20.9u

Detector Type
Peak



26dB(Hz)	Fl-26dB(Hz)	Fh-26dB(Hz)	OBW(Hz)	Fl-OBW(Hz)	Fh-OBW(Hz)	Limit(Hz)	Port
21.725M	6.68422G	6.705945G	19.101M	6.685488G	6.704589G	Inf	1
22.33M	6.683285G	6.705615G	18.994M	6.685514G	6.704508G	Inf	2

6.525-6.875GHz_802.11be EHT40_Nss1,(MCS0)_2TX

EBW

6565MHz

26/03/2024

CF (Hz)
6.565G

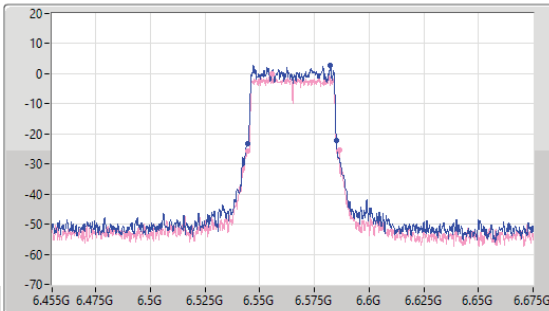
Span (Hz)
220M

RBW (Hz)
500k

VBW (Hz)
2M

Sweep Time (s)
29.2u

Detector Type
Peak



CF (Hz)
6.565G

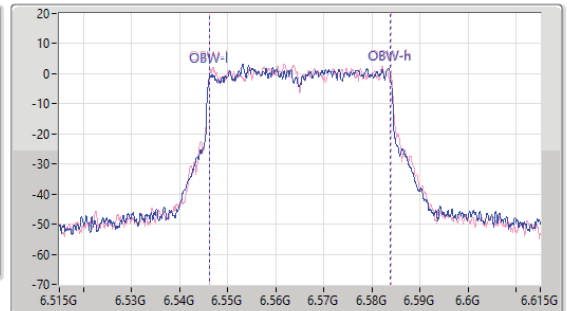
Span (Hz)
100M

RBW (Hz)
500k

VBW (Hz)
2M

Sweep Time (s)
12.6u

Detector Type
Peak



26dB(Hz)	Fl-26dB(Hz)	Fh-26dB(Hz)	OBW(Hz)	Fl-OBW(Hz)	Fh-OBW(Hz)	Limit(Hz)	Port
40.81M	6.54421G	6.58502G	37.767M	6.546123G	6.58389G	Inf	1
42.02M	6.54432G	6.58634G	37.892M	6.546128G	6.58402G	Inf	2

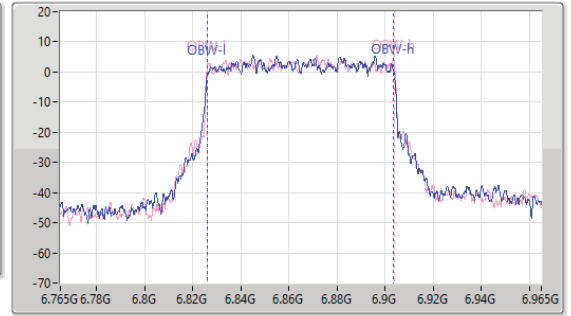
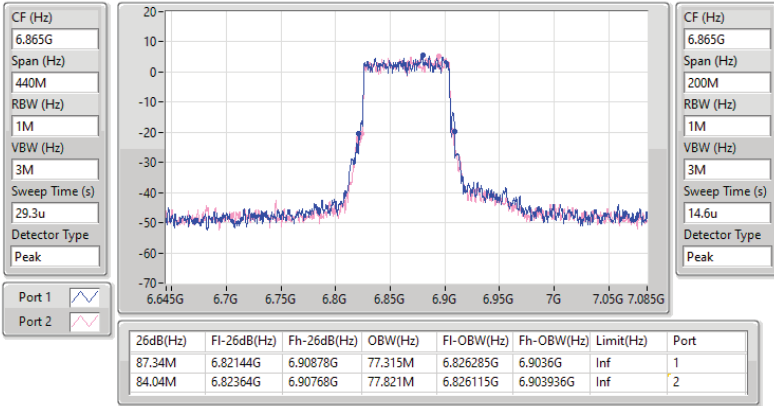


6.525-6.875GHz_802.11be EHT80_Nss1,(MCS0)_2TX

EBW

6865MHz

26/03/2024

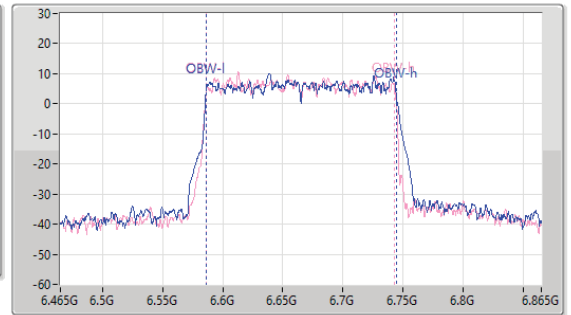
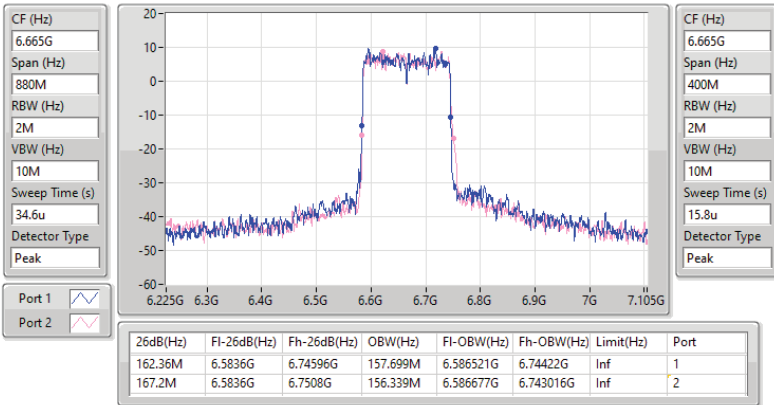


6.525-6.875GHz_802.11be EHT160_Nss1,(MCS0)_2TX

EBW

6665MHz

26/03/2024





6.525-6.875GHz_802.11be EHT320_Nss1,(MCS0)_2TX

EBW

6745MHz

26/03/2024

CF (Hz)
6.745G

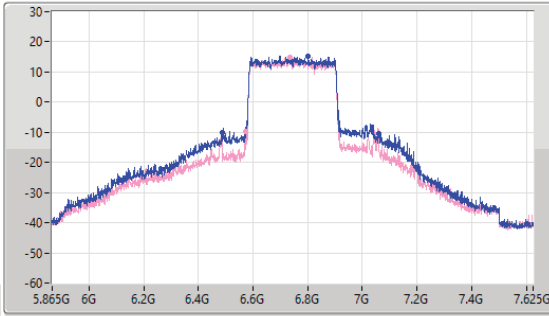
Span (Hz)
1.76G

RBW (Hz)
5M

VBW (Hz)
10M

Sweep Time (s)
7.04m

Detector Type
Peak



CF (Hz)
6.745G

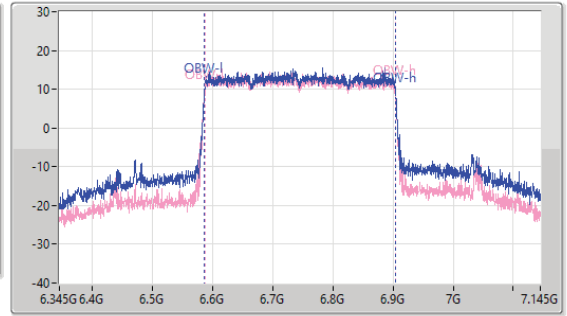
Span (Hz)
800M

RBW (Hz)
5M

VBW (Hz)
10M

Sweep Time (s)
2.01m

Detector Type
Peak



26dB(Hz)	Fl-26dB(Hz)	Fh-26dB(Hz)	OBW(Hz)	Fl-OBW(Hz)	Fh-OBW(Hz)	Limit(Hz)	Port
575.52M	6.48628G	7.0618G	317.778M	6.586618G	6.904395G	Inf	1
485.76M	6.57428G	7.06004G	316.128M	6.587132G	6.90326G	Inf	2

6.875-7.125GHz_802.11be EHT20_Nss1,(MCS0)_2TX

EBW

7115MHz

26/03/2024

CF (Hz)
7.115G

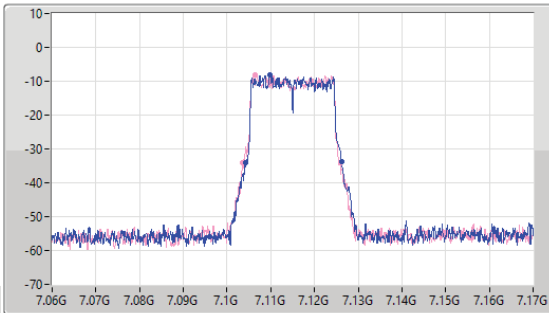
Span (Hz)
110M

RBW (Hz)
200k

VBW (Hz)
1M

Sweep Time (s)
41.8u

Detector Type
Peak



CF (Hz)
7.115G

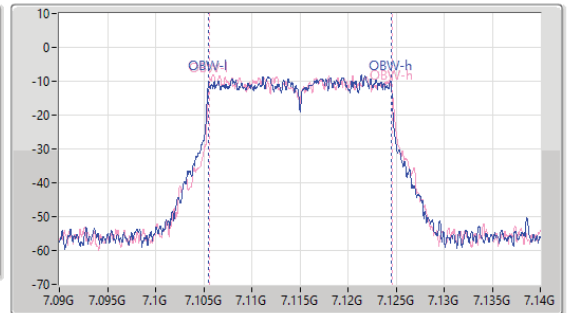
Span (Hz)
50M

RBW (Hz)
200k

VBW (Hz)
1M

Sweep Time (s)
20.9u

Detector Type
Peak



26dB(Hz)	Fl-26dB(Hz)	Fh-26dB(Hz)	OBW(Hz)	Fl-OBW(Hz)	Fh-OBW(Hz)	Limit(Hz)	Port
22M	7.10422G	7.12622G	19.064M	7.105452G	7.124516G	Inf	1
22.33M	7.10356G	7.12589G	19.032M	7.10559G	7.124591G	Inf	2

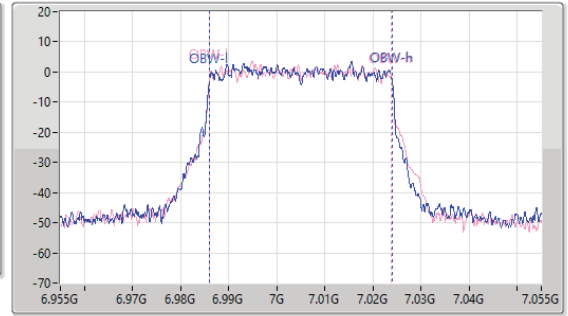
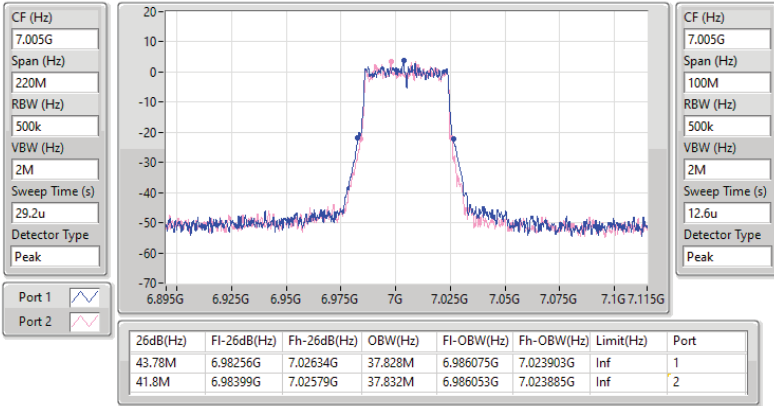


6.875-7.125GHz_802.11be EHT40_Nss1,(MCS0)_2TX

EBW

7005MHz

26/03/2024

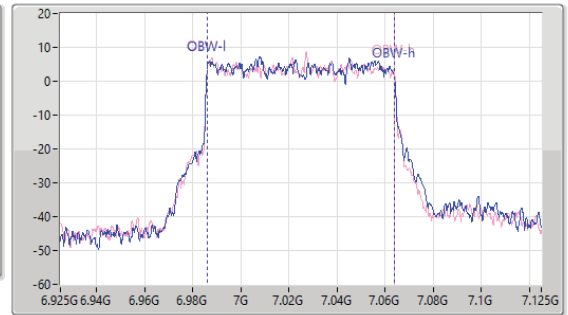
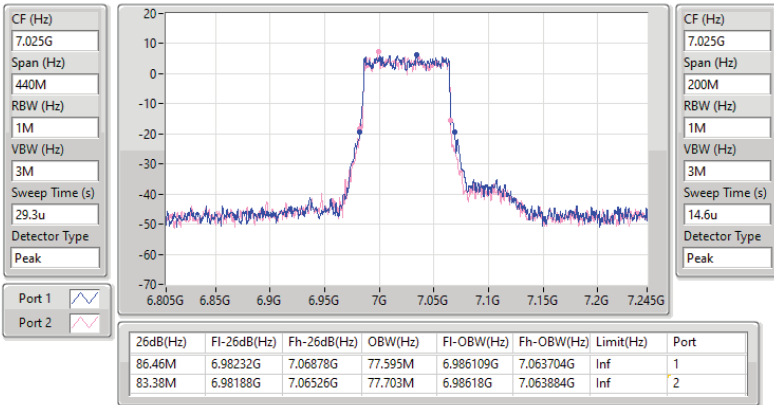


6.875-7.125GHz_802.11be EHT80_Nss1,(MCS0)_2TX

EBW

7025MHz

26/03/2024





6.875-7.125GHz_802.11be EHT160_Nss1,(MCS0)_2TX

EBW

6985MHz

26/03/2024

CF (Hz)
6.985G

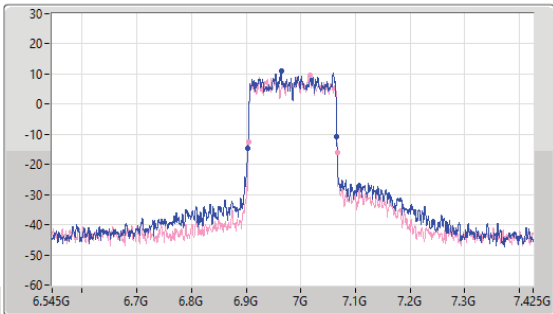
Span (Hz)
880M

RBW (Hz)
2M

VBW (Hz)
10M

Sweep Time (s)
34.6u

Detector Type
Peak



CF (Hz)
6.985G

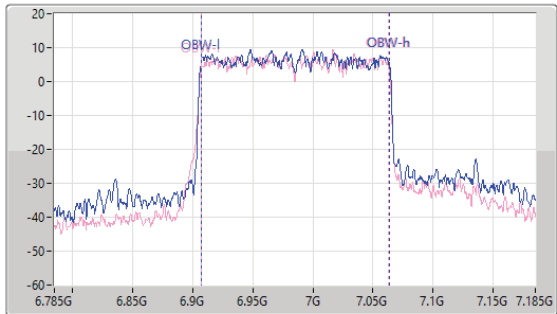
Span (Hz)
400M

RBW (Hz)
2M

VBW (Hz)
10M

Sweep Time (s)
15.8u

Detector Type
Peak



Port 1

Port 2

26dB(Hz)	Fl-26dB(Hz)	Fh-26dB(Hz)	OBW(Hz)	Fl-OBW(Hz)	Fh-OBW(Hz)	Limit(Hz)	Port
162.8M	6.90316G	7.06596G	156.757M	6.906911G	7.063668G	Inf	1
162.36M	6.90404G	7.0664G	156.001M	6.907009G	7.06301G	Inf	2



Summary

Mode	Max-N dB (Hz)	Max-OBW (Hz)	ITU-Code	Min-N dB (Hz)	Min-OBW (Hz)
5.925-6.425GHz	-	-	-	-	-
802.11be EHT20-BF_Nss1,(MCS0)_2TX	21.945M	19.065M	19M1D1D	21.01M	18.964M
802.11be EHT40-BF_Nss1,(MCS0)_2TX	44.22M	37.982M	38MOD1D	41.14M	37.81M
802.11be EHT80-BF_Nss1,(MCS0)_2TX	88.88M	77.738M	77M7D1D	85.58M	77.492M
802.11be EHT160-BF_Nss1,(MCS0)_2TX	170.28M	157.176M	157MD1D	165.88M	156.487M
802.11be EHT320-BF_Nss1,(MCS0)_2TX	381.04M	317.224M	317MD1D	332.64M	314.831M
6.425-6.525GHz	-	-	-	-	-
802.11be EHT20-BF_Nss1,(MCS0)_2TX	22.55M	19.073M	19M1D1D	21.285M	18.835M
802.11be EHT40-BF_Nss1,(MCS0)_2TX	44.88M	38.002M	38MOD1D	41.8M	37.858M
802.11be EHT80-BF_Nss1,(MCS0)_2TX	90.2M	78.091M	78M1D1D	85.8M	77.682M
802.11be EHT160-BF_Nss1,(MCS0)_2TX	172.92M	156.695M	157MD1D	170.72M	156.605M
6.525-6.875GHz	-	-	-	-	-
802.11be EHT20-BF_Nss1,(MCS0)_2TX	22.11M	19.074M	19M1D1D	21.175M	18.839M
802.11be EHT40-BF_Nss1,(MCS0)_2TX	43.12M	38.019M	38MOD1D	42.13M	37.902M
802.11be EHT80-BF_Nss1,(MCS0)_2TX	87.78M	77.884M	77M9D1D	84.48M	77.356M
802.11be EHT160-BF_Nss1,(MCS0)_2TX	174.24M	157.21M	157MD1D	168.96M	156.615M
802.11be EHT320-BF_Nss1,(MCS0)_2TX	361.68M	316.5M	317MD1D	329.12M	315.585M
6.875-7.125GHz	-	-	-	-	-
802.11be EHT20-BF_Nss1,(MCS0)_2TX	22.275M	19.07M	19M1D1D	20.185M	19.025M
802.11be EHT40-BF_Nss1,(MCS0)_2TX	43.01M	37.992M	38MOD1D	41.25M	37.899M
802.11be EHT80-BF_Nss1,(MCS0)_2TX	86.9M	77.642M	77M6D1D	85.36M	77.358M
802.11be EHT160-BF_Nss1,(MCS0)_2TX	182.16M	156.958M	157MD1D	169.4M	156.809M
802.11be EHT320-BF_Nss1,(MCS0)_2TX	426.8M	316.245M	316MD1D	406.56M	315.743M

Max-N dB = Maximum 6dB down bandwidth for 5.725-5.85GHz band / Maximum 26dB down bandwidth for other band;
 Max-OBW = Maximum 99% occupied bandwidth;
 Min-N dB = Minimum 6dB down bandwidth for 5.725-5.85GHz band / Maximum 26dB down bandwidth for other band;
 Min-OBW = Minimum 99% occupied bandwidth



Result

Mode	Result	Limit (Hz)	Port 1-N dB (Hz)	Port 1-OBW (Hz)	Port 2-N dB (Hz)	Port 2-OBW (Hz)
802.11be EHT20-BF_Nss1,(MCS0)_2TX	-	-	-	-	-	-
595MHz	Pass	Inf	21.23M	19.058M	21.945M	19.004M
6195MHz	Pass	Inf	21.01M	18.964M	21.395M	19.001M
6415MHz	Pass	Inf	21.23M	18.993M	21.945M	19.065M
6435MHz	Pass	Inf	21.395M	18.835M	21.285M	19.061M
6475MHz	Pass	Inf	21.285M	19.004M	22.55M	19.073M
6515MHz	Pass	Inf	21.34M	19.056M	21.34M	19.026M
6535MHz	Pass	Inf	21.175M	18.839M	21.505M	19.023M
6695MHz	Pass	Inf	21.23M	18.992M	21.67M	19M
6875MHz	Pass	Inf	21.725M	19.074M	22.11M	19.053M
6895MHz	Pass	Inf	20.185M	19.026M	21.395M	19.025M
6995MHz	Pass	Inf	21.23M	19.07M	22.275M	19.05M
7095MHz	Pass	Inf	22.275M	19.057M	21.615M	19.029M
7115MHz	Pass	Inf	21.065M	19.04M	21.835M	19.037M
802.11be EHT40-BF_Nss1,(MCS0)_2TX	-	-	-	-	-	-
596MHz	Pass	Inf	41.36M	37.982M	43.67M	37.95M
6205MHz	Pass	Inf	43.12M	37.92M	43.45M	37.971M
6405MHz	Pass	Inf	41.14M	37.81M	44.22M	37.974M
6445MHz	Pass	Inf	41.8M	37.985M	42.9M	37.944M
6485MHz	Pass	Inf	44.88M	37.934M	42.13M	38.002M
6525MHz	Pass	Inf	43.78M	37.858M	43.45M	37.881M
6565MHz	Pass	Inf	42.79M	37.979M	42.46M	37.953M
6685MHz	Pass	Inf	43.12M	37.93M	42.13M	37.976M
6885MHz	Pass	Inf	42.24M	37.902M	42.35M	38.019M
6925MHz	Pass	Inf	41.69M	37.984M	41.8M	37.938M
7005MHz	Pass	Inf	42.35M	37.977M	41.25M	37.937M
7085MHz	Pass	Inf	41.91M	37.992M	43.01M	37.899M
802.11be EHT80-BF_Nss1,(MCS0)_2TX	-	-	-	-	-	-
598MHz	Pass	Inf	88.22M	77.68M	85.58M	77.632M
6225MHz	Pass	Inf	88.22M	77.738M	85.58M	77.492M
6385MHz	Pass	Inf	88.88M	77.583M	87.78M	77.525M
6465MHz	Pass	Inf	87.78M	77.682M	87.56M	77.733M
6545MHz	Pass	Inf	90.2M	78.091M	85.8M	77.722M
6625MHz	Pass	Inf	87.12M	77.676M	85.58M	77.579M
6705MHz	Pass	Inf	85.8M	77.675M	85.36M	77.439M
6785MHz	Pass	Inf	84.48M	77.356M	86.9M	77.556M
6865MHz	Pass	Inf	87.78M	77.492M	87.12M	77.884M
6945MHz	Pass	Inf	85.36M	77.386M	85.58M	77.358M
7025MHz	Pass	Inf	86.9M	77.642M	86.02M	77.517M
802.11be EHT160-BF_Nss1,(MCS0)_2TX	-	-	-	-	-	-
6025MHz	Pass	Inf	168.52M	156.487M	168.52M	156.57M
6185MHz	Pass	Inf	168.96M	157.176M	166.32M	156.548M
6345MHz	Pass	Inf	170.28M	156.674M	165.88M	156.886M
6505MHz	Pass	Inf	172.92M	156.605M	170.72M	156.695M
6665MHz	Pass	Inf	174.24M	156.751M	169.84M	156.615M
6825MHz	Pass	Inf	171.16M	156.77M	168.96M	157.21M
6985MHz	Pass	Inf	182.16M	156.958M	169.4M	156.809M
802.11be EHT320-BF_Nss1,(MCS0)_2TX	-	-	-	-	-	-
6105MHz	Pass	Inf	366.96M	315.682M	332.64M	314.831M
6425MHz	Pass	Inf	333.52M	316.357M	334.4M	316.035M
6265MHz	Pass	Inf	381.04M	317.224M	366.08M	316.817M
6745MHz	Pass	Inf	361.68M	315.755M	336.16M	316.5M
6585MHz	Pass	Inf	330.88M	315.585M	329.12M	315.77M
6905MHz	Pass	Inf	426.8M	316.245M	406.56M	315.743M

Port X-N dB = Port X 6dB down bandwidth for 5.725-5.85GHz band / 26dB down bandwidth for other band
 Port X-OBW = Port X 99% occupied bandwidth

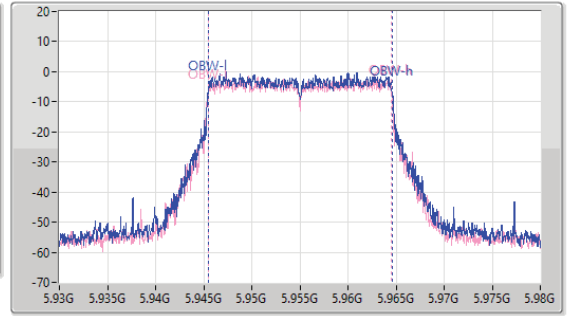
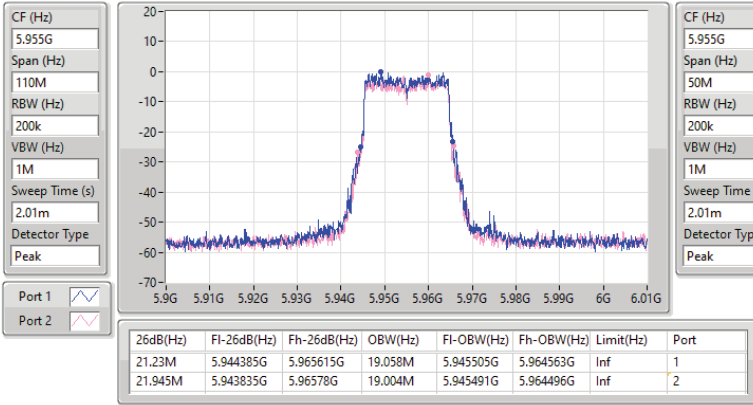


5.925-6.425GHz_802.11be EHT20-BF_Nss1,(MCS0)_2TX

EBW

5955MHz

04/04/2024

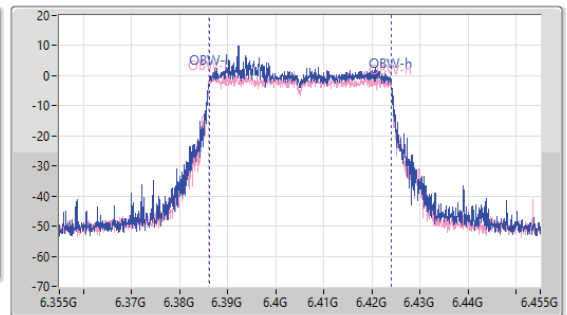
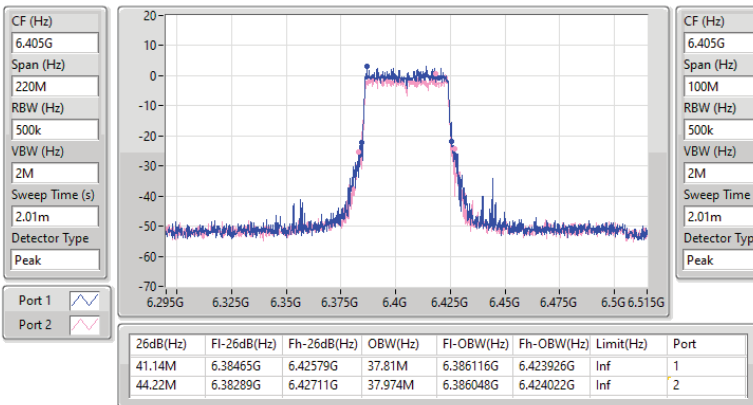


5.925-6.425GHz_802.11be EHT40-BF_Nss1,(MCS0)_2TX

EBW

6405MHz

04/04/2024

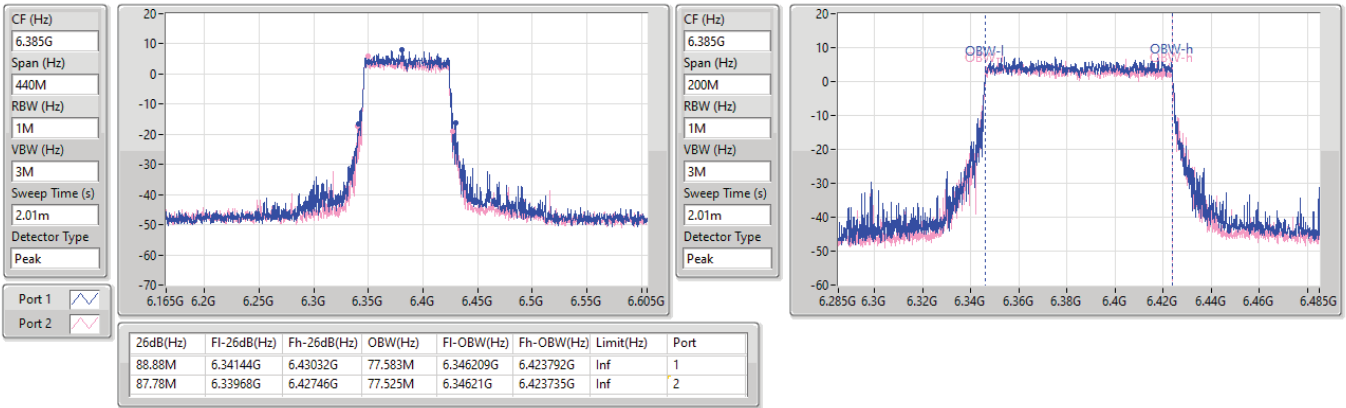


5.925-6.425GHz_802.11be EHT80-BF_Nss1,(MCS0)_2TX

EBW

6385MHz

04/04/2024

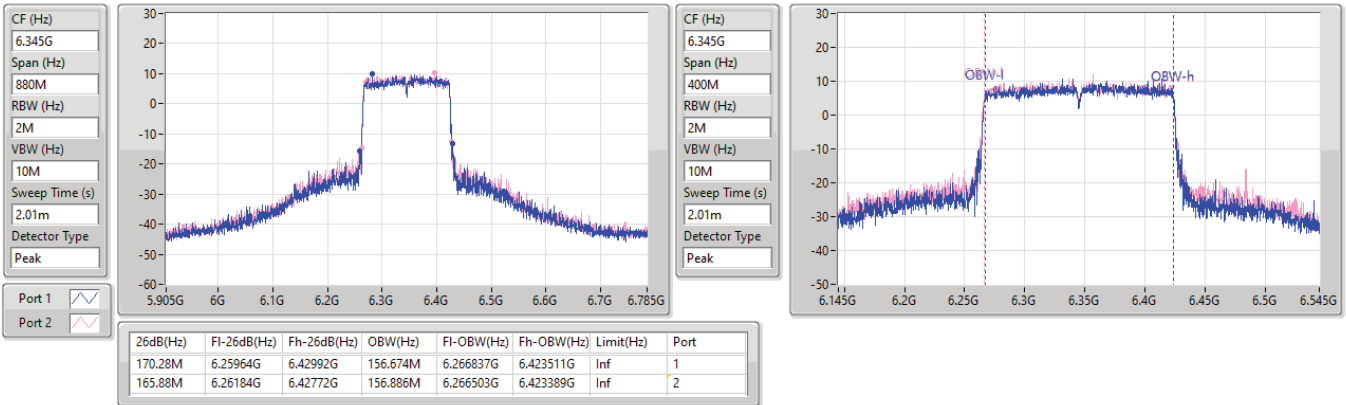


5.925-6.425GHz_802.11be EHT160-BF_Nss1,(MCS0)_2TX

EBW

6345MHz

04/04/2024



5.925-6.425GHz_802.11be EHT320-BF_Nss1,(MCS0)_2TX

EBW

6265MHz

04/04/2024

CF (Hz)
6.265G

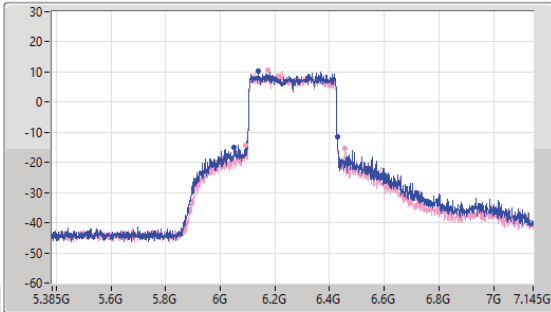
Span (Hz)
1.76G

RBW (Hz)
3M

VBW (Hz)
10M

Sweep Time (s)
2.01m

Detector Type
Peak



CF (Hz)
6.265G

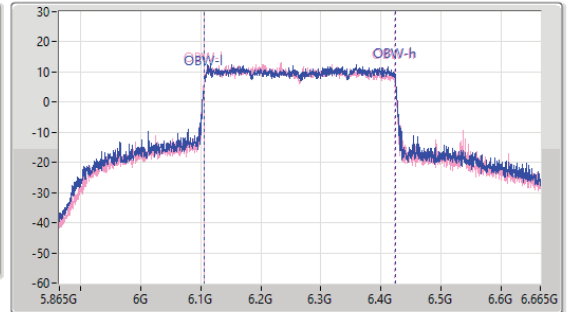
Span (Hz)
800M

RBW (Hz)
5M

VBW (Hz)
10M

Sweep Time (s)
2.01m

Detector Type
Peak



26dB(Hz)	Fl-26dB(Hz)	Fh-26dB(Hz)	OBW(Hz)	Fl-OBW(Hz)	Fh-OBW(Hz)	Limit(Hz)	Port
381.04M	6.05028G	6.43132G	317.224M	6.106403G	6.423628G	Inf	1
366.08M	6.09164G	6.45772G	316.817M	6.106206G	6.423023G	Inf	2

6.425-6.525GHz_802.11be EHT20-BF_Nss1,(MCS0)_2TX

EBW

6475MHz

04/04/2024

CF (Hz)
6.475G

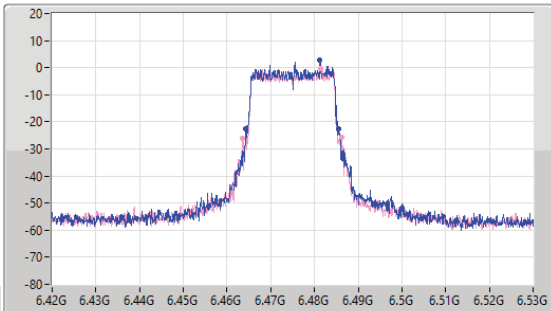
Span (Hz)
110M

RBW (Hz)
200k

VBW (Hz)
1M

Sweep Time (s)
2.01m

Detector Type
Peak



CF (Hz)
6.475G

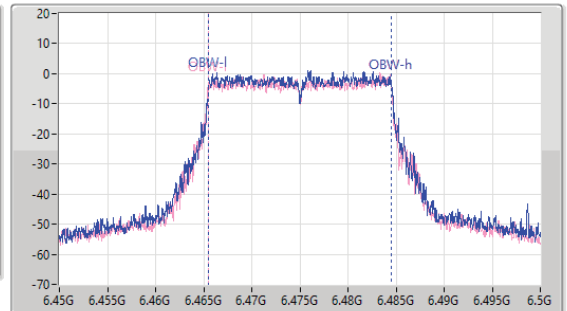
Span (Hz)
50M

RBW (Hz)
200k

VBW (Hz)
1M

Sweep Time (s)
2.01m

Detector Type
Peak



26dB(Hz)	Fl-26dB(Hz)	Fh-26dB(Hz)	OBW(Hz)	Fl-OBW(Hz)	Fh-OBW(Hz)	Limit(Hz)	Port
21.285M	6.46433G	6.485615G	19.004M	6.465534G	6.484538G	Inf	1
22.55M	6.463615G	6.486165G	19.073M	6.465461G	6.484534G	Inf	2

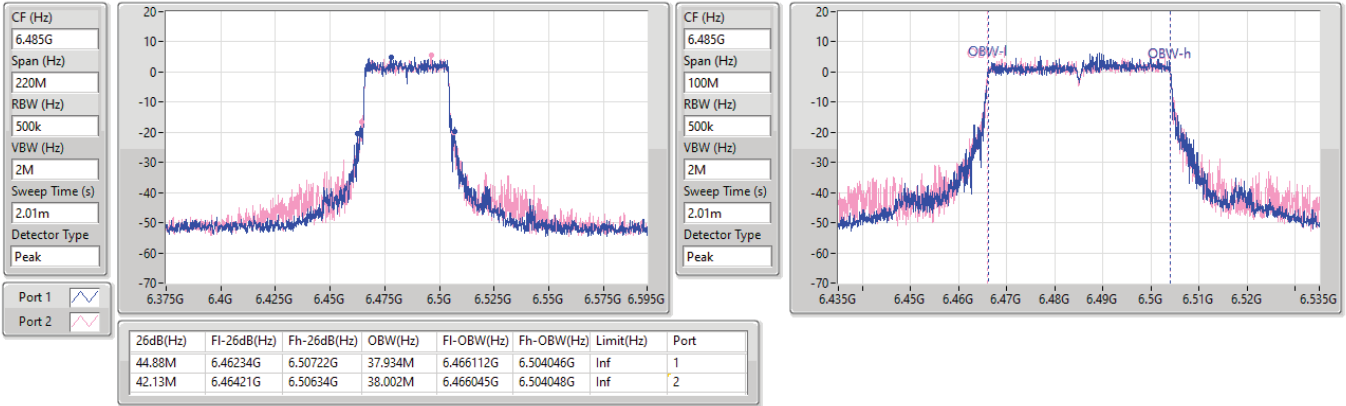


6.425-6.525GHz_802.11be EHT40-BF_Nss1,(MCS0)_2TX

EBW

6485MHz

04/04/2024

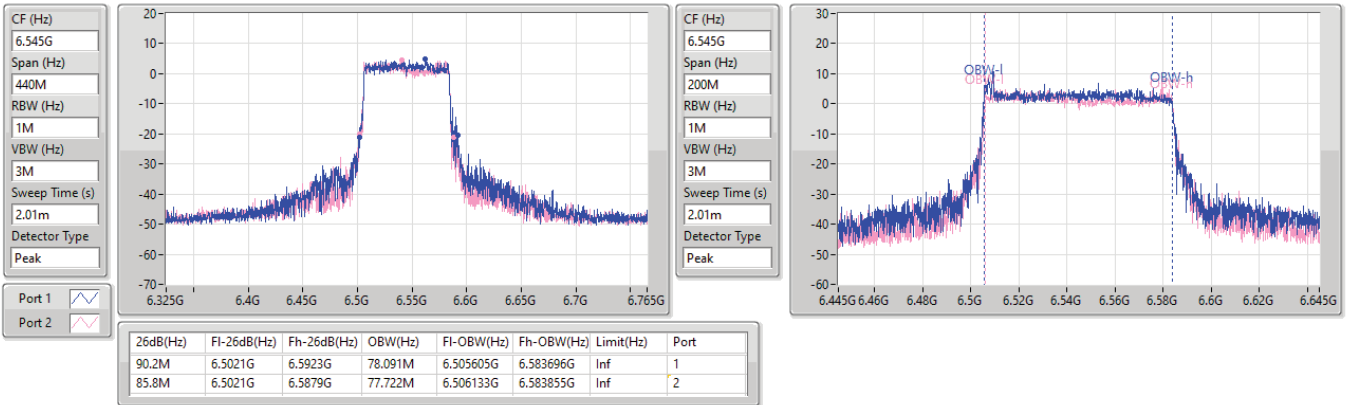


6.425-6.525GHz_802.11be EHT80-BF_Nss1,(MCS0)_2TX

EBW

6545MHz

04/04/2024



6.425-6.525GHz_802.11be EHT160-BF_Nss1,(MCS0)_2TX

EBW

6505MHz

04/04/2024

CF (Hz)
6.505G

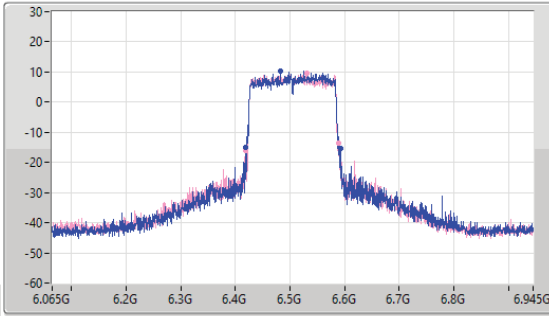
Span (Hz)
880M

RBW (Hz)
2M

VBW (Hz)
10M

Sweep Time (s)
2.01m

Detector Type
Peak



CF (Hz)
6.505G

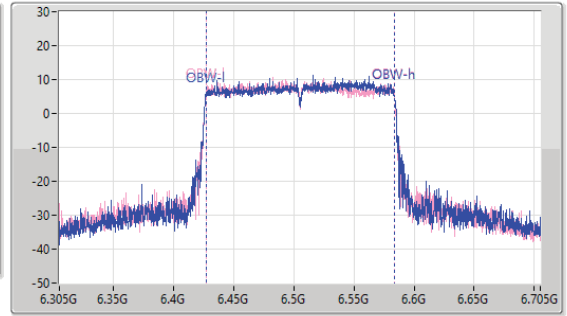
Span (Hz)
400M

RBW (Hz)
2M

VBW (Hz)
10M

Sweep Time (s)
2.01m

Detector Type
Peak



26dB(Hz)	Fl-26dB(Hz)	Fh-26dB(Hz)	OBW(Hz)	Fl-OBW(Hz)	Fh-OBW(Hz)	Limit(Hz)	Port
172.92M	6.4192G	6.59212G	156.605M	6.426916G	6.58352G	Inf	1
170.72M	6.4192G	6.58992G	156.695M	6.426783G	6.583478G	Inf	2

6.525-6.875GHz_802.11be EHT20-BF_Nss1,(MCS0)_2TX

EBW

6875MHz

04/04/2024

CF (Hz)
6.875G

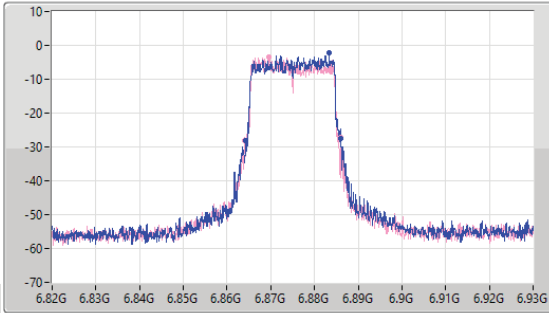
Span (Hz)
110M

RBW (Hz)
200k

VBW (Hz)
1M

Sweep Time (s)
2.01m

Detector Type
Peak



CF (Hz)
6.875G

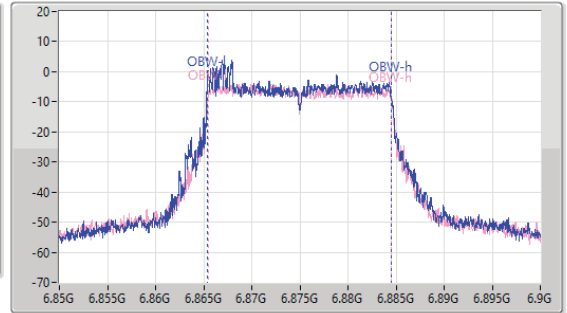
Span (Hz)
50M

RBW (Hz)
200k

VBW (Hz)
1M

Sweep Time (s)
2.01m

Detector Type
Peak



26dB(Hz)	Fl-26dB(Hz)	Fh-26dB(Hz)	OBW(Hz)	Fl-OBW(Hz)	Fh-OBW(Hz)	Limit(Hz)	Port
21.725M	6.864275G	6.886G	19.074M	6.865402G	6.884476G	Inf	1
22.11M	6.864G	6.88611G	19.053M	6.865477G	6.88453G	Inf	2

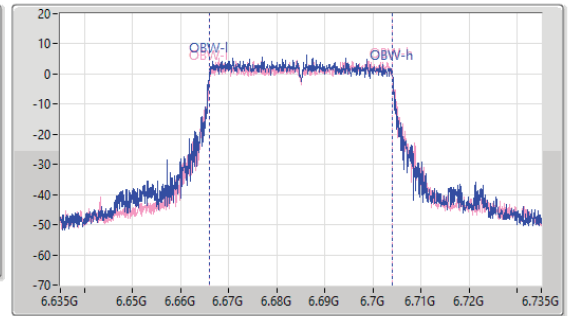
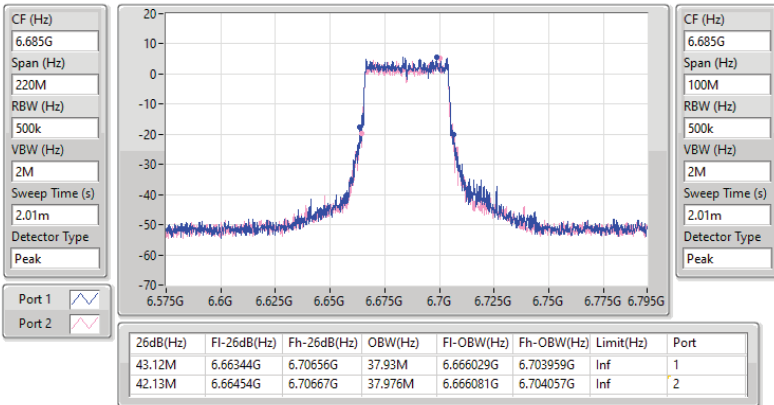


6.525-6.875GHz_802.11be EHT40-BF_Nss1,(MCS0)_2TX

EBW

6685MHz

04/04/2024

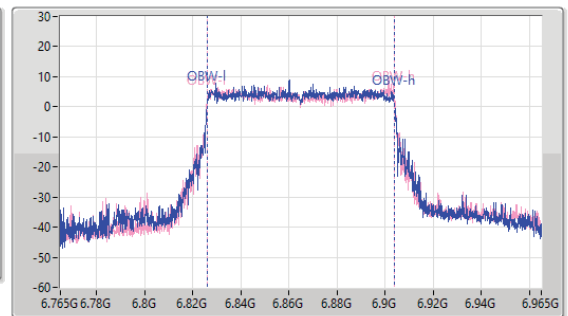
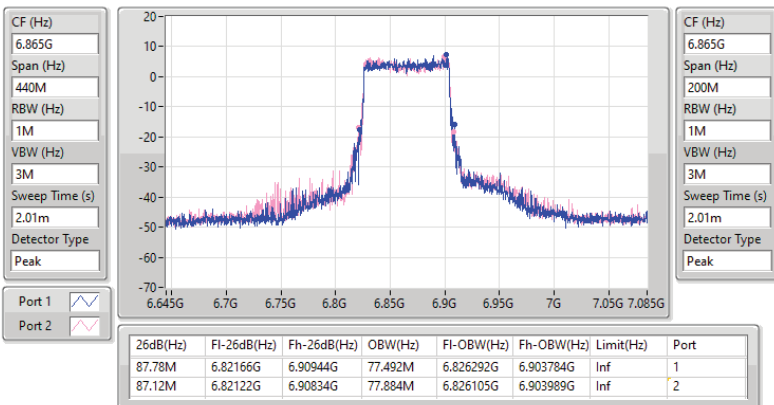


6.525-6.875GHz_802.11be EHT80-BF_Nss1,(MCS0)_2TX

EBW

6865MHz

04/04/2024

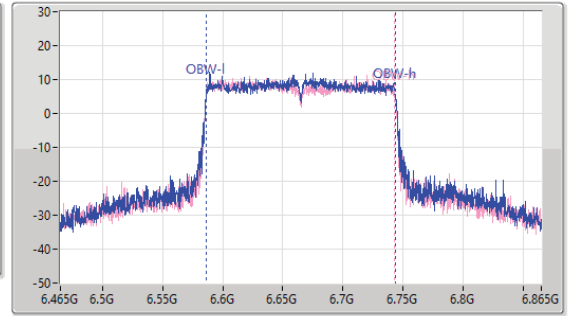
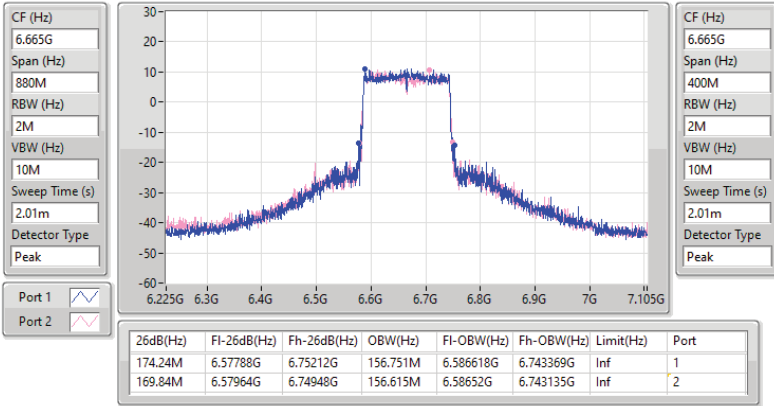


6.525-6.875GHz_802.11be EHT160-BF_Nss1,(MCS0)_2TX

EBW

6665MHz

04/04/2024

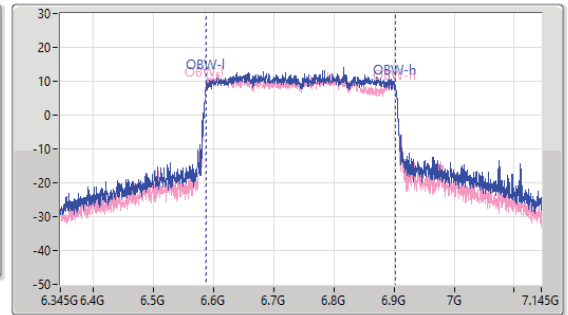
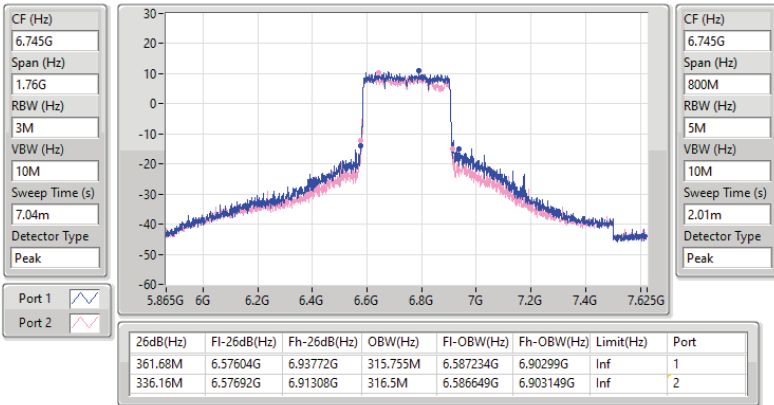


6.525-6.875GHz_802.11be EHT320-BF_Nss1,(MCS0)_2TX

EBW

6745MHz

04/04/2024

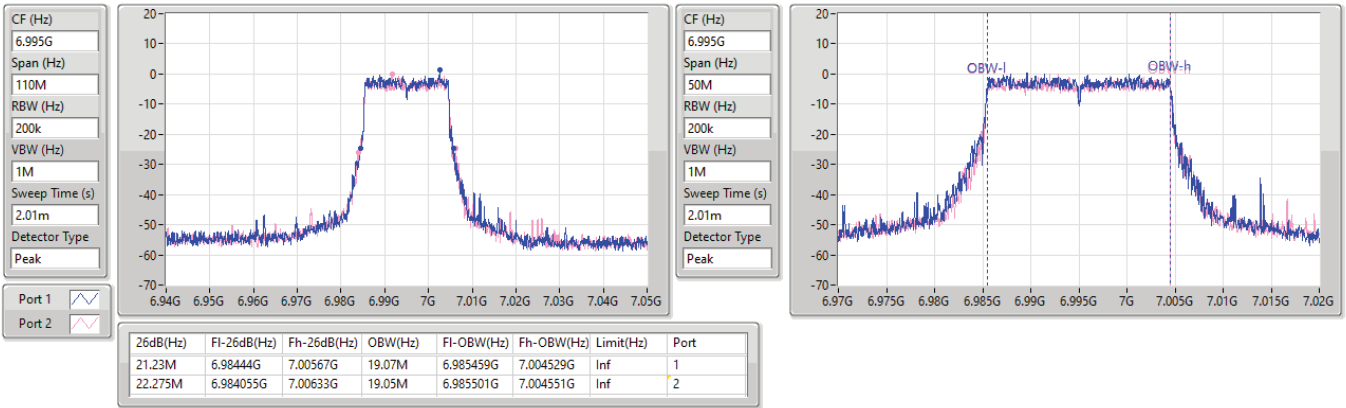


6.875-7.125GHz_802.11be EHT20-BF_Nss1,(MCS0)_2TX

EBW

6995MHz

04/04/2024

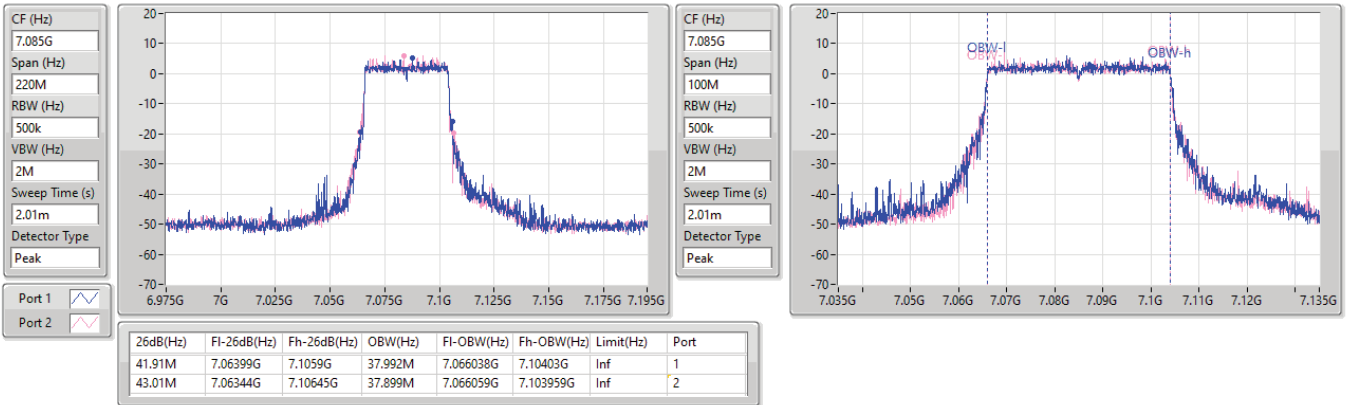


6.875-7.125GHz_802.11be EHT40-BF_Nss1,(MCS0)_2TX

EBW

7085MHz

04/04/2024



6.875-7.125GHz_802.11be EHT80-BF_Nss1,(MCS0)_2TX

EBW

7025MHz

04/04/2024

CF (Hz)
7.025G

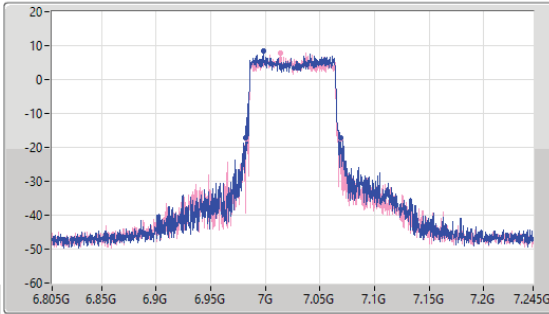
Span (Hz)
440M

RBW (Hz)
1M

VBW (Hz)
3M

Sweep Time (s)
2.01m

Detector Type
Peak



CF (Hz)
7.025G

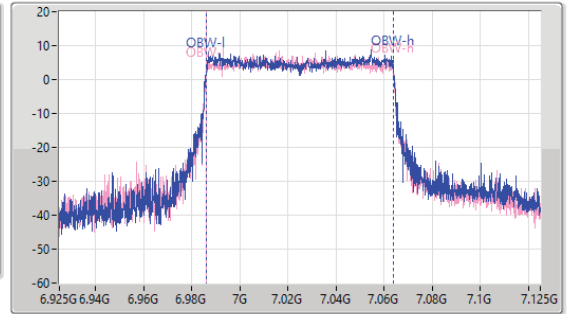
Span (Hz)
200M

RBW (Hz)
1M

VBW (Hz)
3M

Sweep Time (s)
2.01m

Detector Type
Peak



26dB(Hz)	Fl-26dB(Hz)	Fh-26dB(Hz)	OBW(Hz)	Fl-OBW(Hz)	Fh-OBW(Hz)	Limit(Hz)	Port
86.9M	6.9821G	7.069G	77.642M	6.986179G	7.063821G	Inf	1
86.02M	6.98254G	7.06856G	77.517M	6.986316G	7.063834G	Inf	2

6.875-7.125GHz_802.11be EHT160-BF_Nss1,(MCS0)_2TX

EBW

6985MHz

04/04/2024

CF (Hz)
6.985G

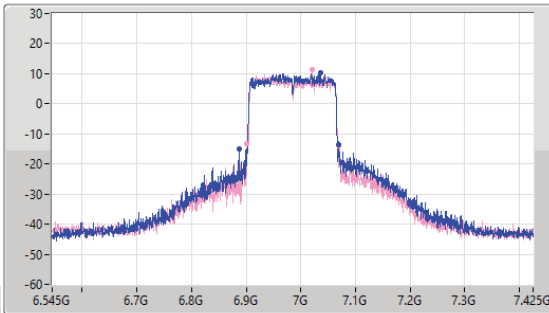
Span (Hz)
880M

RBW (Hz)
2M

VBW (Hz)
10M

Sweep Time (s)
2.01m

Detector Type
Peak



CF (Hz)
6.985G

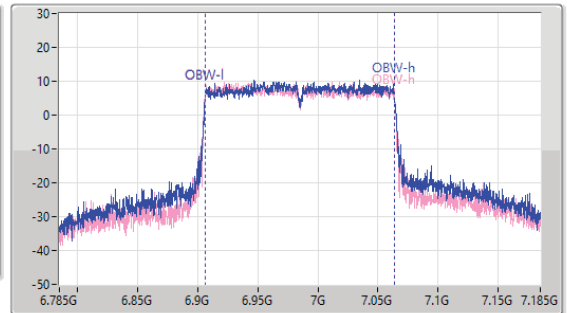
Span (Hz)
400M

RBW (Hz)
2M

VBW (Hz)
10M

Sweep Time (s)
2.01m

Detector Type
Peak



26dB(Hz)	Fl-26dB(Hz)	Fh-26dB(Hz)	OBW(Hz)	Fl-OBW(Hz)	Fh-OBW(Hz)	Limit(Hz)	Port
182.16M	6.88644G	7.0686G	156.958M	6.906646G	7.063604G	Inf	1
169.4M	6.90008G	7.06948G	156.809M	6.906584G	7.063393G	Inf	2



6.875-7.125GHz_802.11be EHT320-BF_Nss1,(MCS0)_2TX

EBW

6905MHz

04/04/2024

CF (Hz)
6.905G

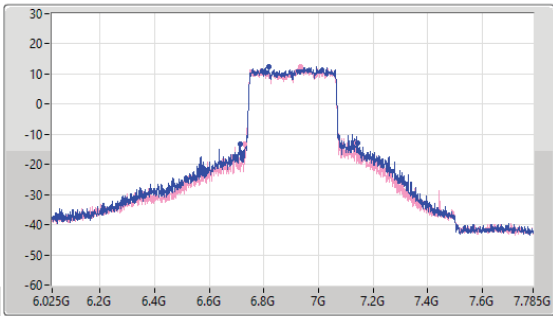
Span (Hz)
1.76G

RBW (Hz)
5M

VBW (Hz)
10M

Sweep Time (s)
7.04m

Detector Type
Peak



CF (Hz)
6.905G

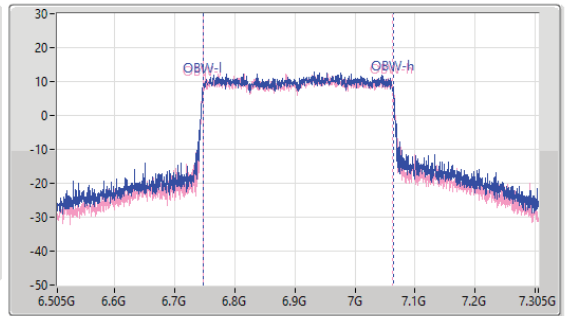
Span (Hz)
800M

RBW (Hz)
5M

VBW (Hz)
10M

Sweep Time (s)
2.01m

Detector Type
Peak



Port 1

Port 2

26dB(Hz)	Fl-26dB(Hz)	Fh-26dB(Hz)	OBW(Hz)	Fl-OBW(Hz)	Fh-OBW(Hz)	Limit(Hz)	Port
426.8M	6.71492G	7.14172G	316.245M	6.747171G	7.063416G	Inf	1
406.56M	6.73076G	7.13732G	315.743M	6.747408G	7.063151G	Inf	2



Summary

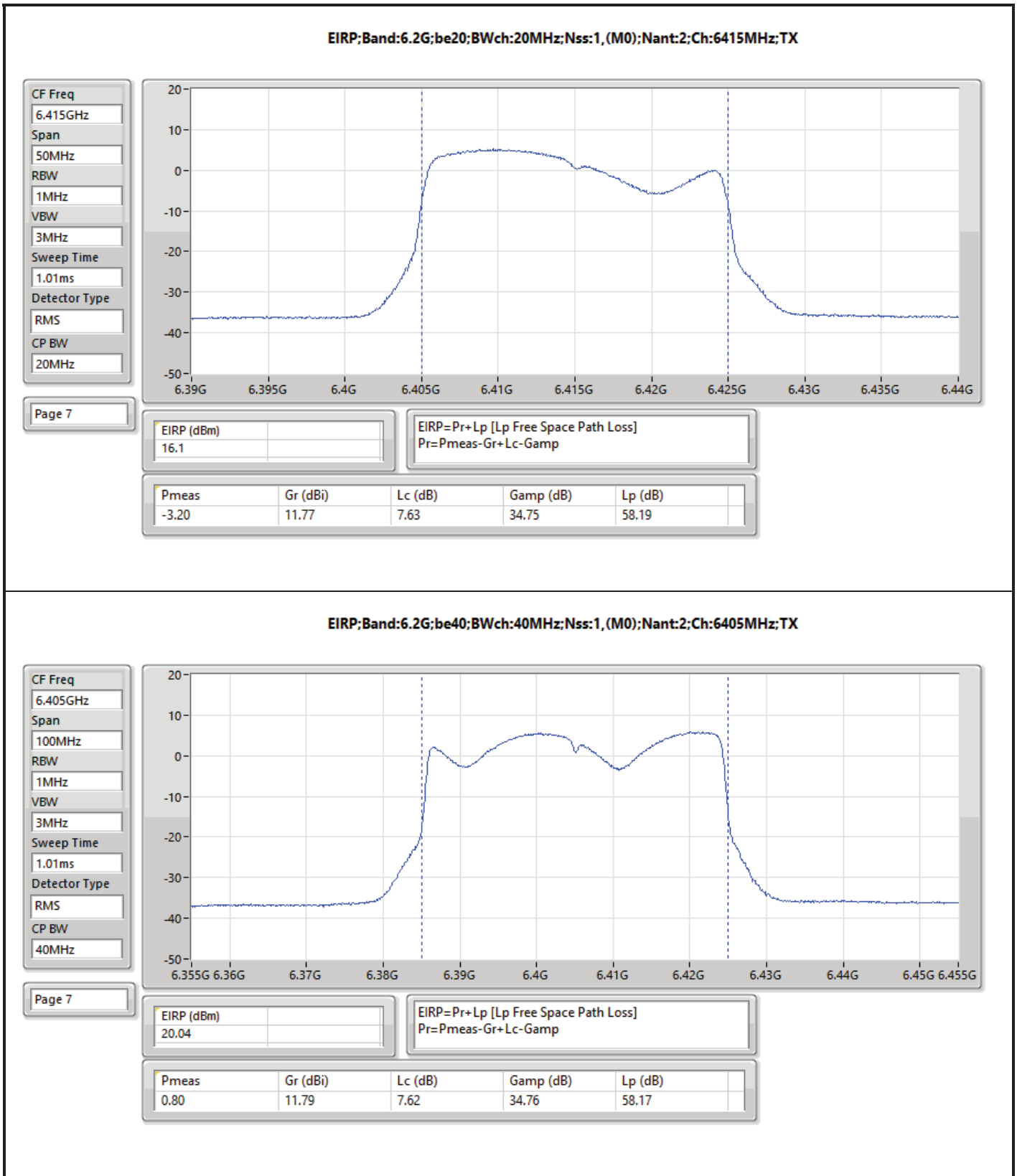
Mode	EIRP (dBm)	EIRP (W)
5.925-6.425GHz	-	-
802.11be EHT20_Nss1,(MCS0)_2TX	16.10	0.04074
802.11be EHT40_Nss1,(MCS0)_2TX	20.04	0.10093
802.11be EHT80_Nss1,(MCS0)_2TX	22.07	0.16106
802.11be EHT160_Nss1,(MCS0)_2TX	24.51	0.28249
802.11be EHT320_Nss1,(MCS0)_2TX	26.99	0.50003
6.425-6.525GHz	-	-
802.11be EHT20_Nss1,(MCS0)_2TX	16.30	0.04266
802.11be EHT40_Nss1,(MCS0)_2TX	18.92	0.07798
802.11be EHT80_Nss1,(MCS0)_2TX	22.20	0.16596
802.11be EHT160_Nss1,(MCS0)_2TX	24.48	0.28054
6.525-6.875GHz	-	-
802.11be EHT20_Nss1,(MCS0)_2TX	16.42	0.04385
802.11be EHT40_Nss1,(MCS0)_2TX	19.71	0.09354
802.11be EHT80_Nss1,(MCS0)_2TX	22.23	0.16711
802.11be EHT160_Nss1,(MCS0)_2TX	24.88	0.30761
802.11be EHT320_Nss1,(MCS0)_2TX	27.37	0.54576
6.875-7.125GHz	-	-
802.11be EHT20_Nss1,(MCS0)_2TX	16.71	0.04688
802.11be EHT40_Nss1,(MCS0)_2TX	19.82	0.09594
802.11be EHT80_Nss1,(MCS0)_2TX	22.53	0.17906
802.11be EHT160_Nss1,(MCS0)_2TX	24.31	0.26977
802.11be EHT320_Nss1,(MCS0)_2TX	25.94	0.39264

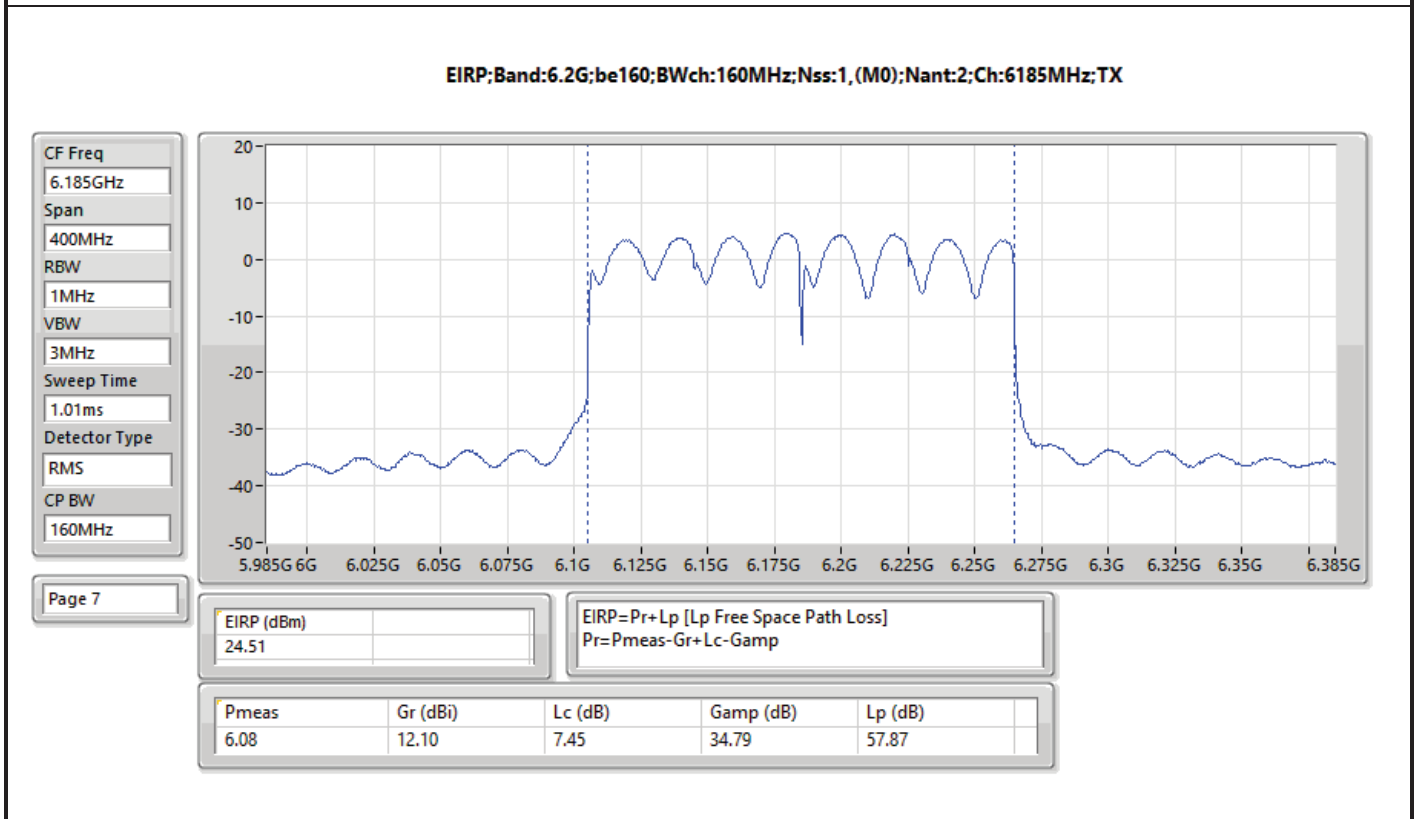
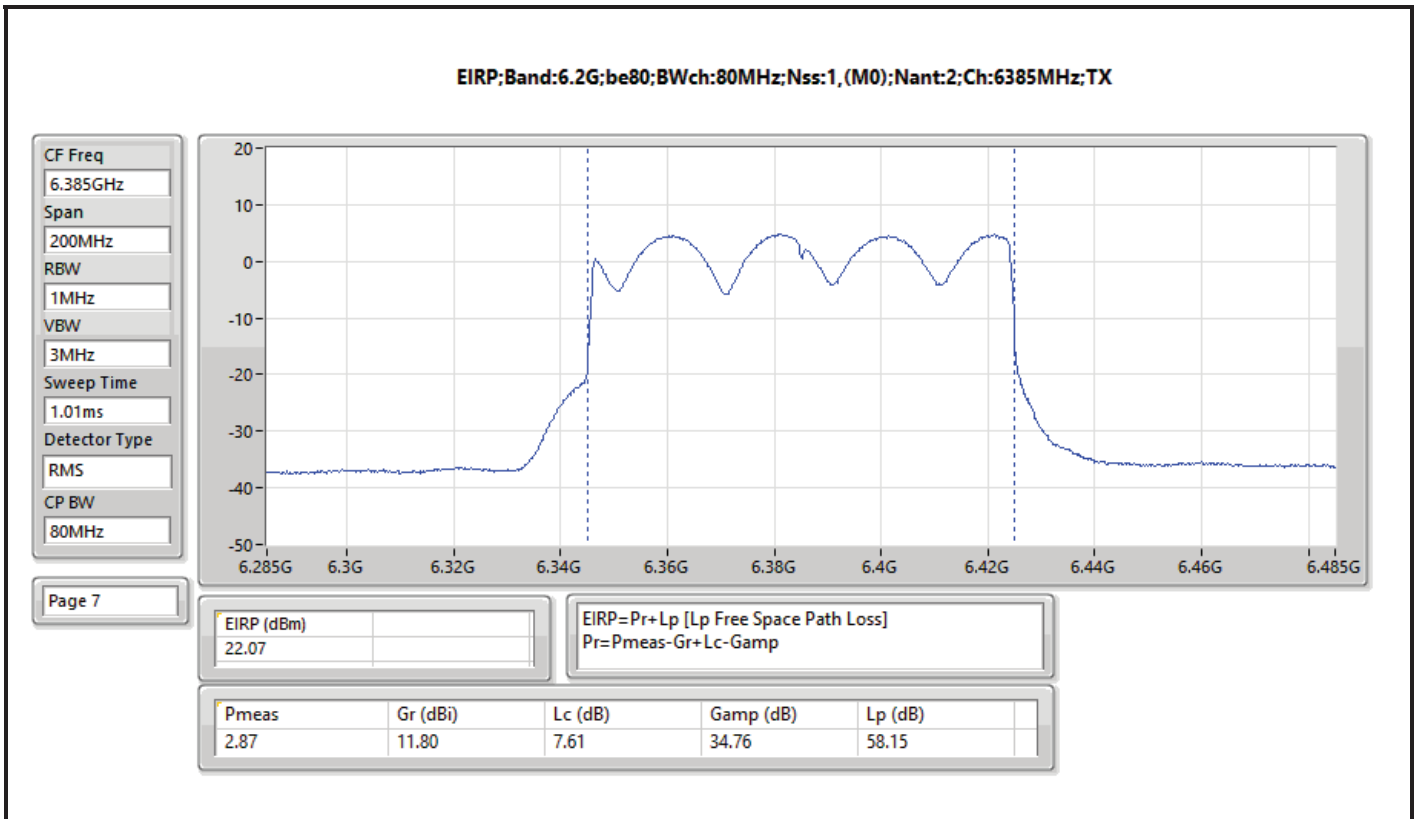


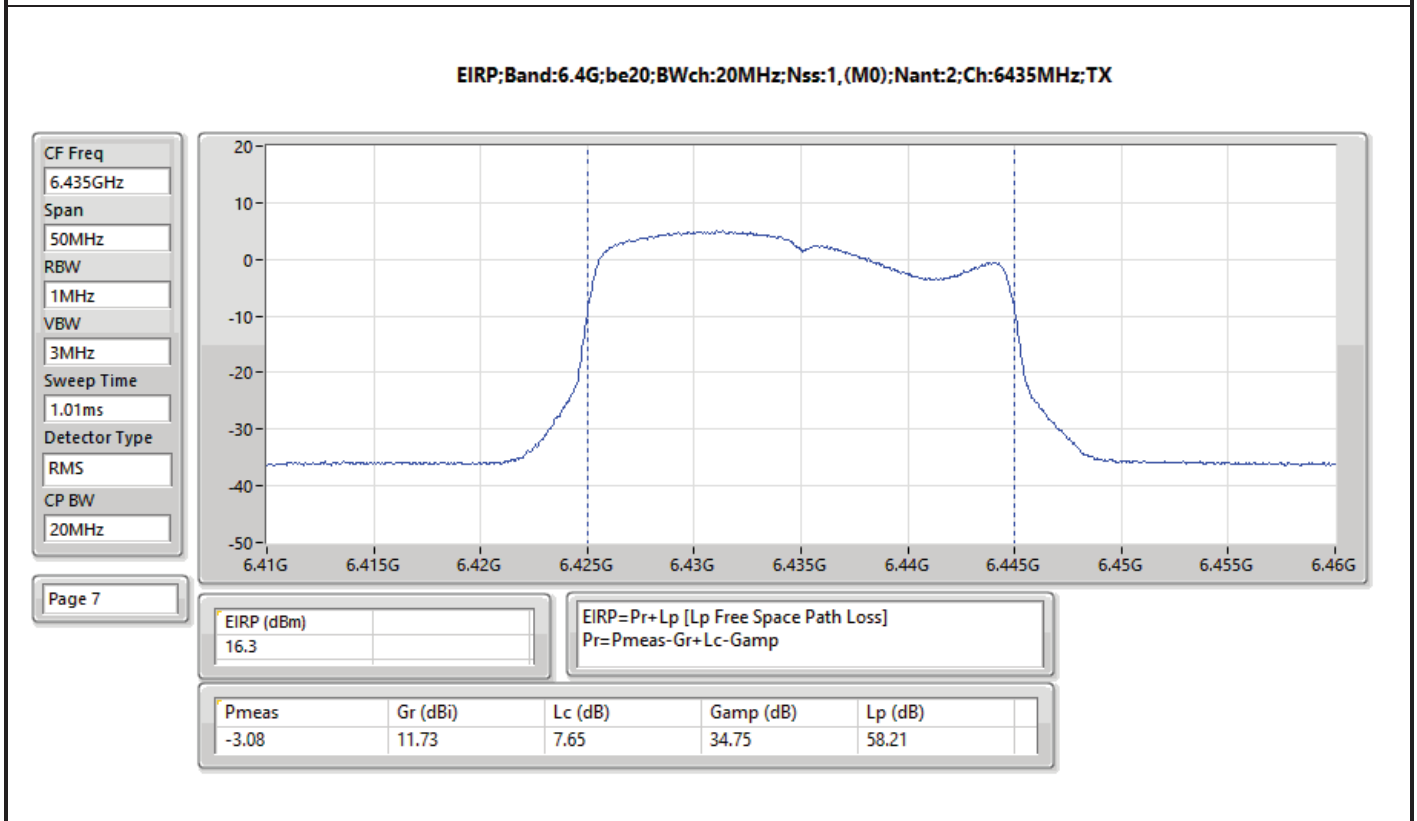
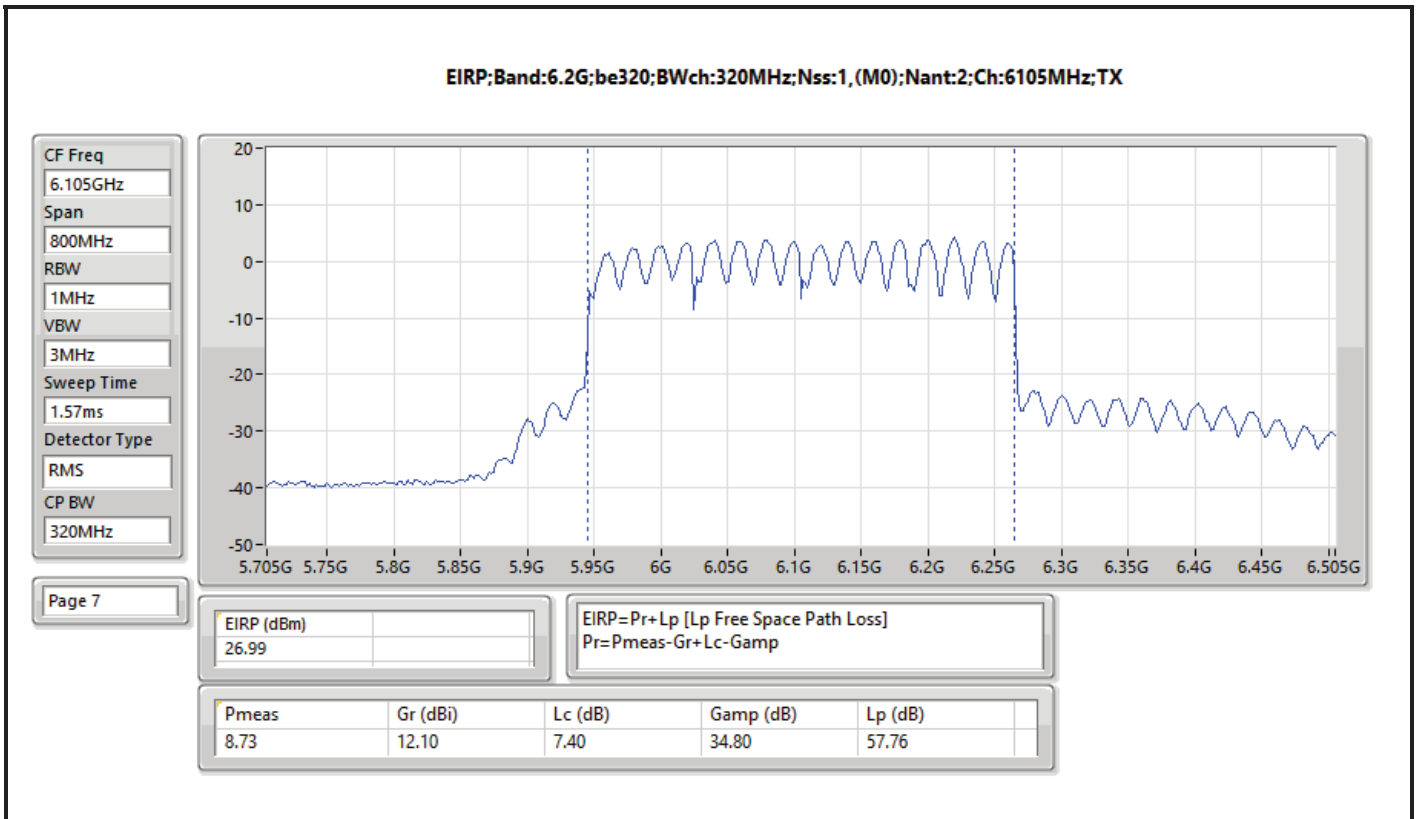
Result

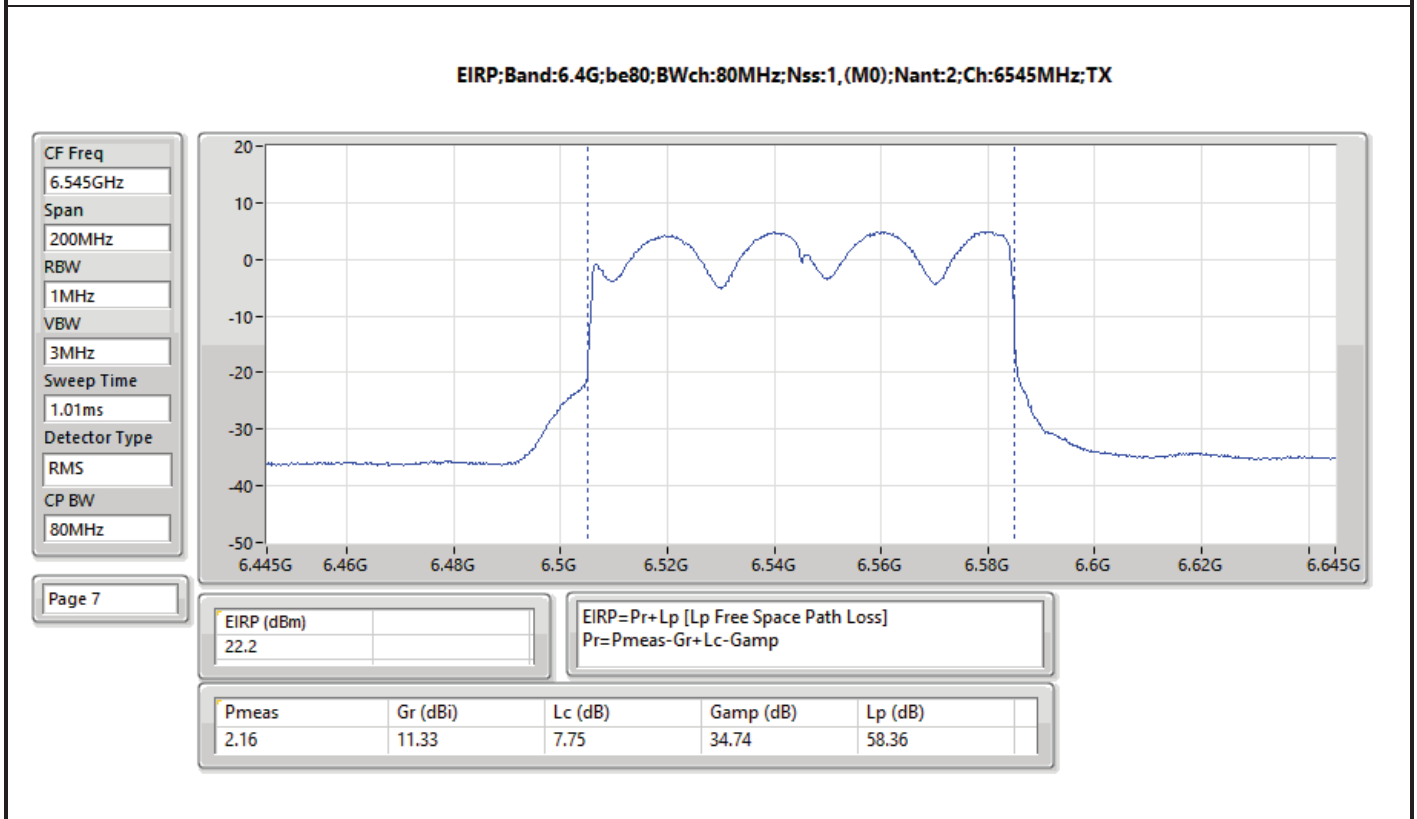
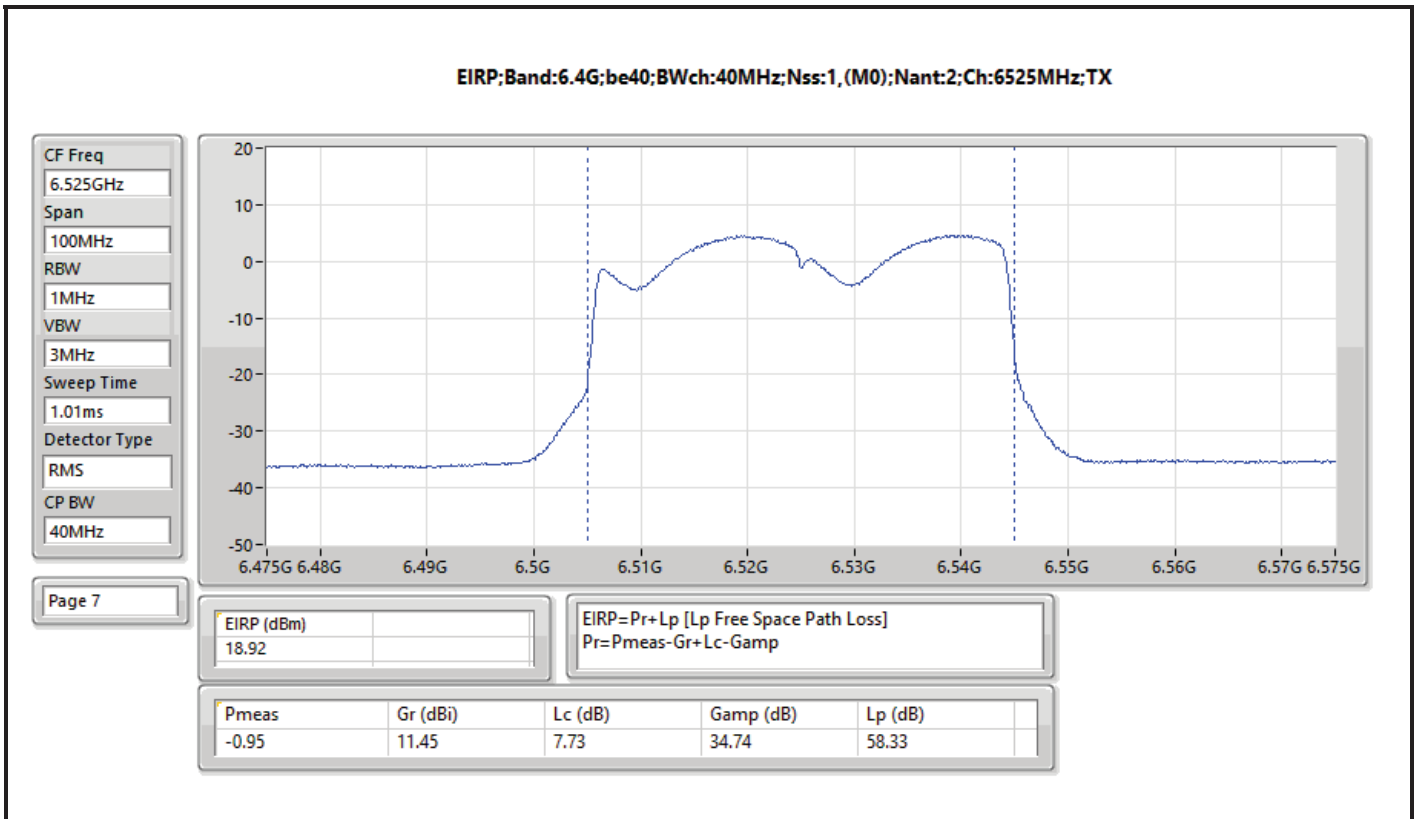
Mode	Result	EIRP (dBm)	EIRP Limit (dBm)
802.11be EHT20_Nss1,(MCS0)_2TX	-	-	-
5955MHz	Pass	15.54	30.00
6195MHz	Pass	16.05	30.00
6415MHz	Pass	16.10	30.00
6435MHz	Pass	16.30	30.00
6475MHz	Pass	16.00	30.00
6515MHz	Pass	16.11	30.00
6535MHz	Pass	16.42	30.00
6695MHz	Pass	16.04	30.00
6875MHz	Pass	16.23	30.00
6895MHz	Pass	16.71	30.00
6995MHz	Pass	15.60	30.00
7095MHz	Pass	16.40	30.00
7115MHz	Pass	9.17	30.00
802.11be EHT40_Nss1,(MCS0)_2TX	-	-	-
5965MHz	Pass	17.74	30.00
6205MHz	Pass	19.21	30.00
6405MHz	Pass	20.04	30.00
6445MHz	Pass	18.85	30.00
6485MHz	Pass	18.79	30.00
6525MHz	Pass	18.92	30.00
6565MHz	Pass	19.21	30.00
6685MHz	Pass	18.94	30.00
6885MHz	Pass	19.71	30.00
6925MHz	Pass	19.82	30.00
7005MHz	Pass	18.07	30.00
7085MHz	Pass	18.62	30.00
802.11be EHT80_Nss1,(MCS0)_2TX	-	-	-
5985MHz	Pass	21.10	30.00
6225MHz	Pass	21.11	30.00
6385MHz	Pass	22.07	30.00
6465MHz	Pass	20.96	30.00
6545MHz	Pass	22.20	30.00
6625MHz	Pass	22.23	30.00
6705MHz	Pass	22.21	30.00
6785MHz	Pass	21.40	30.00
6865MHz	Pass	21.98	30.00
6945MHz	Pass	22.53	30.00
7025MHz	Pass	21.56	30.00
802.11be EHT160_Nss1,(MCS0)_2TX	-	-	-
6025MHz	Pass	22.99	30.00
6185MHz	Pass	24.51	30.00
6345MHz	Pass	24.36	30.00
6505MHz	Pass	24.48	30.00
6665MHz	Pass	24.71	30.00
6825MHz	Pass	24.88	30.00
6985MHz	Pass	24.31	30.00
802.11be EHT320_Nss1,(MCS0)_2TX	-	-	-
6105MHz	Pass	26.99	30.00
6265MHz	Pass	26.92	30.00
6425MHz	Pass	26.11	30.00
6585MHz	Pass	27.04	30.00
6745MHz	Pass	27.37	30.00
6905MHz	Pass	25.94	30.00

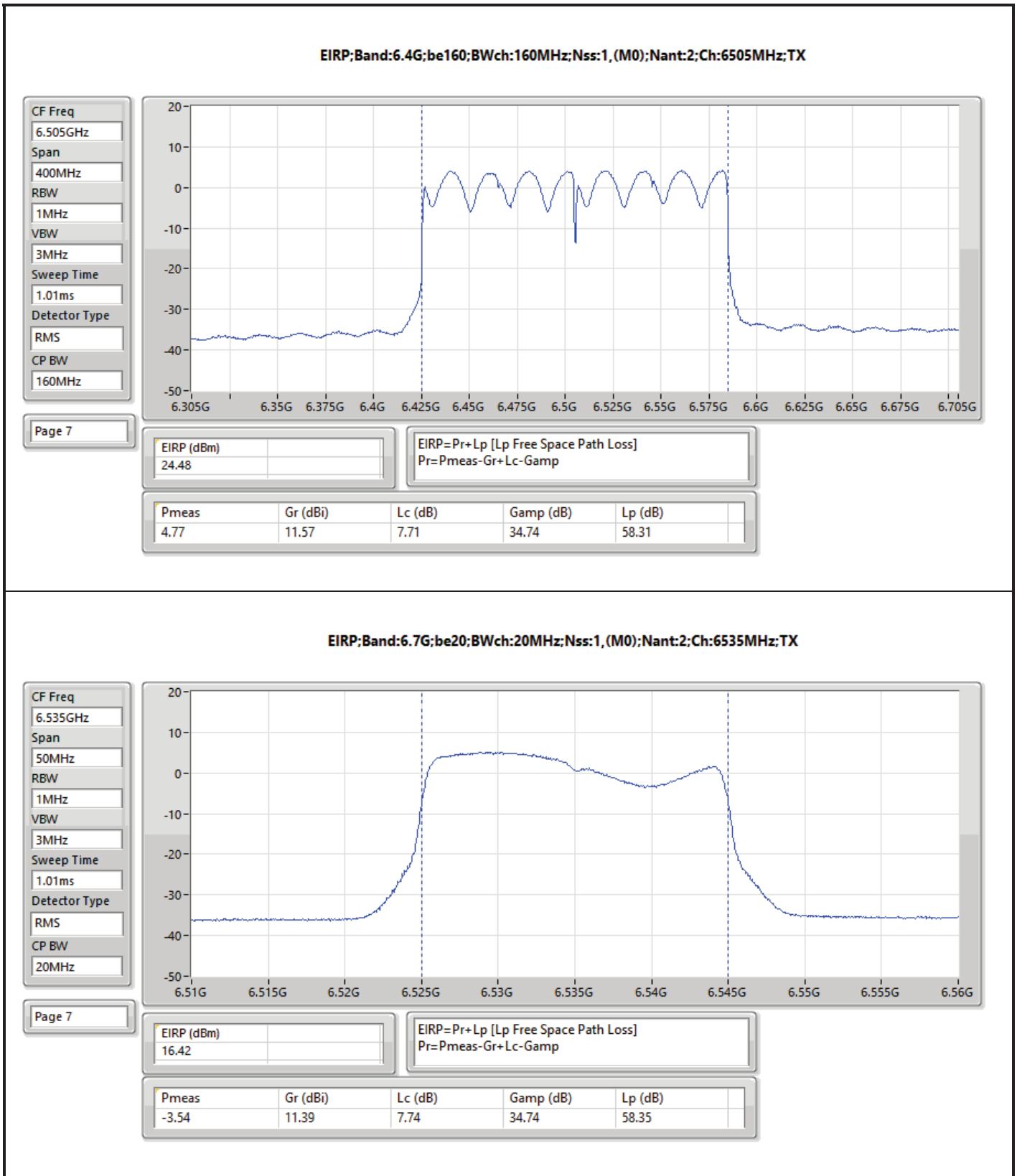
DG = Directional Gain; Port X = Port X output power

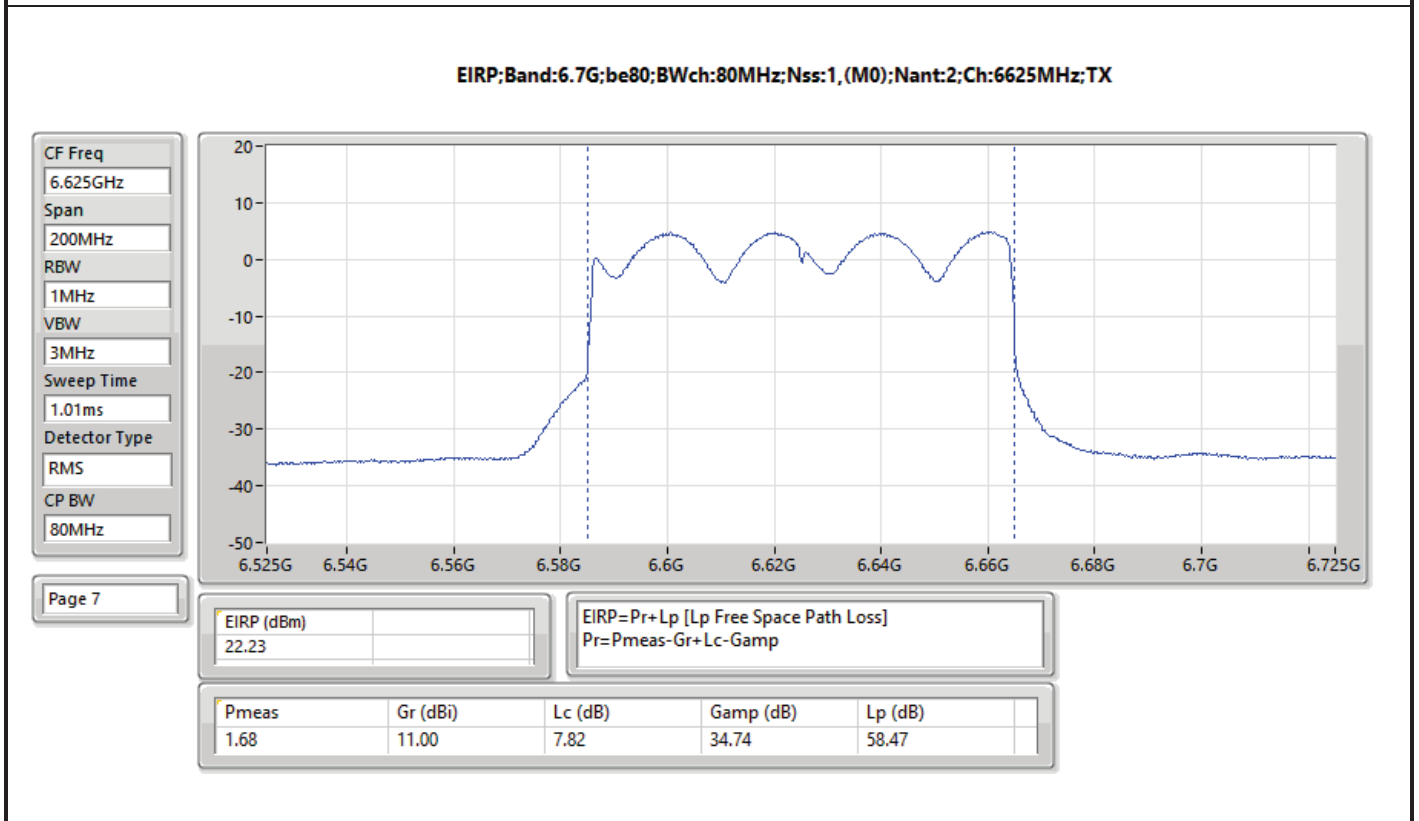
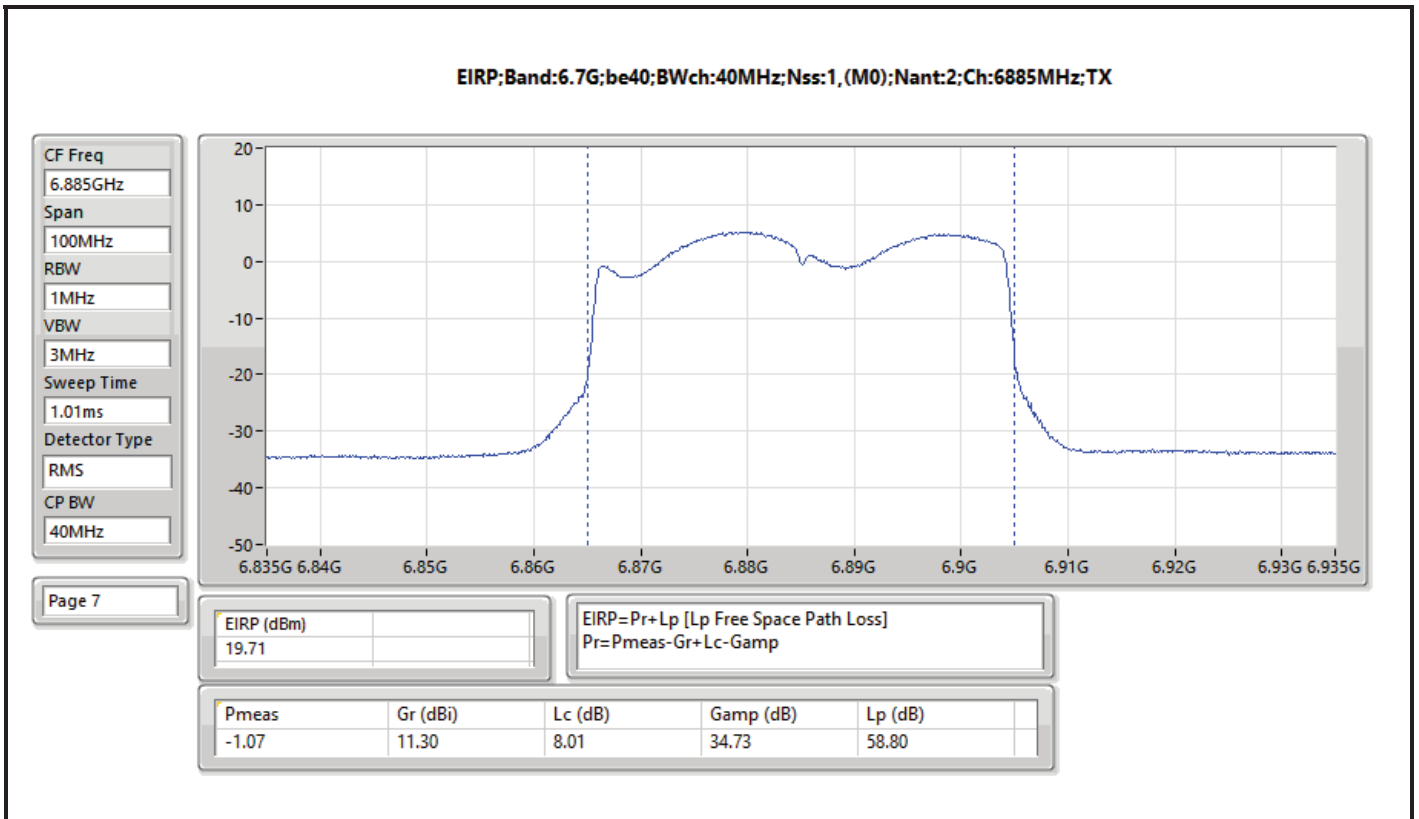


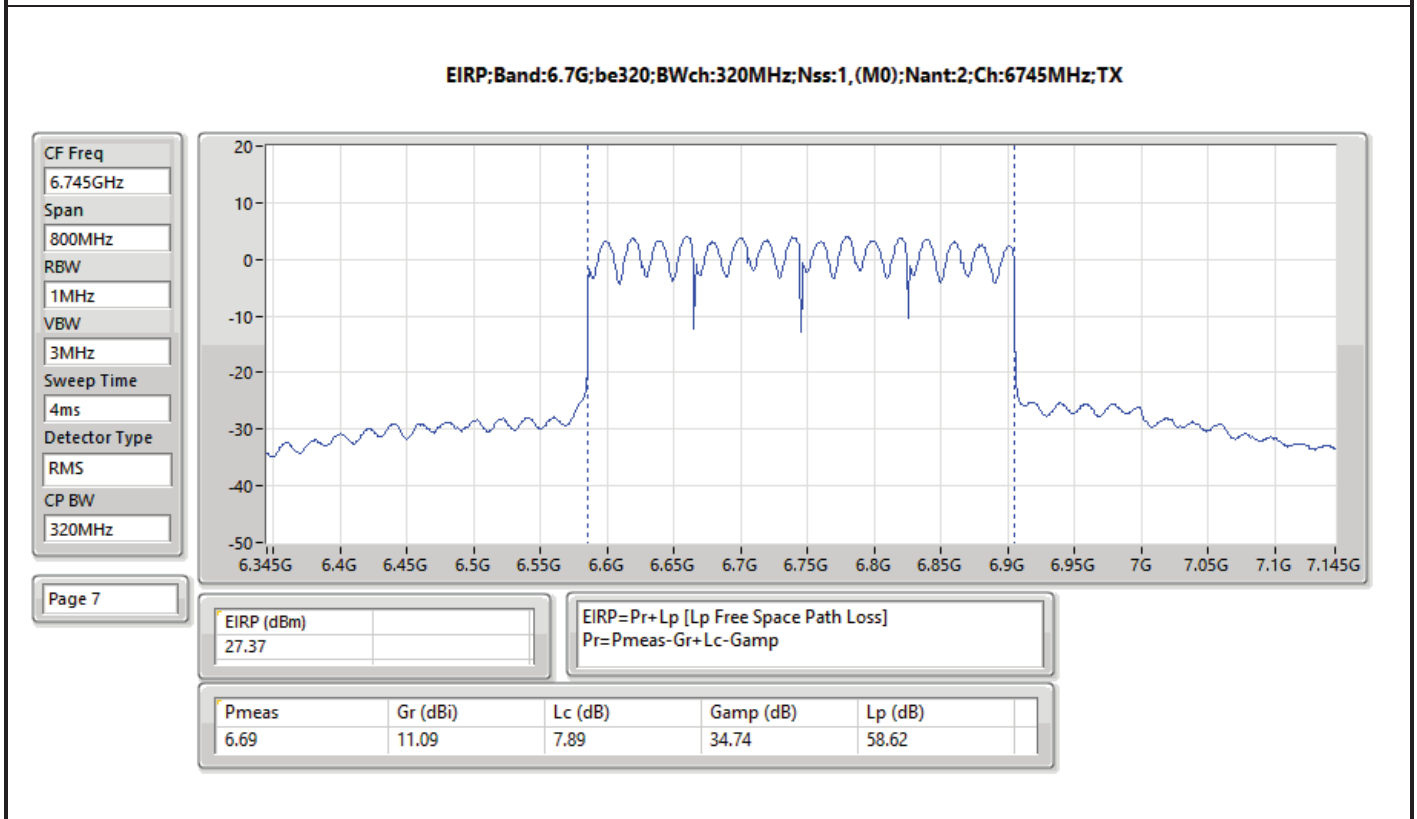
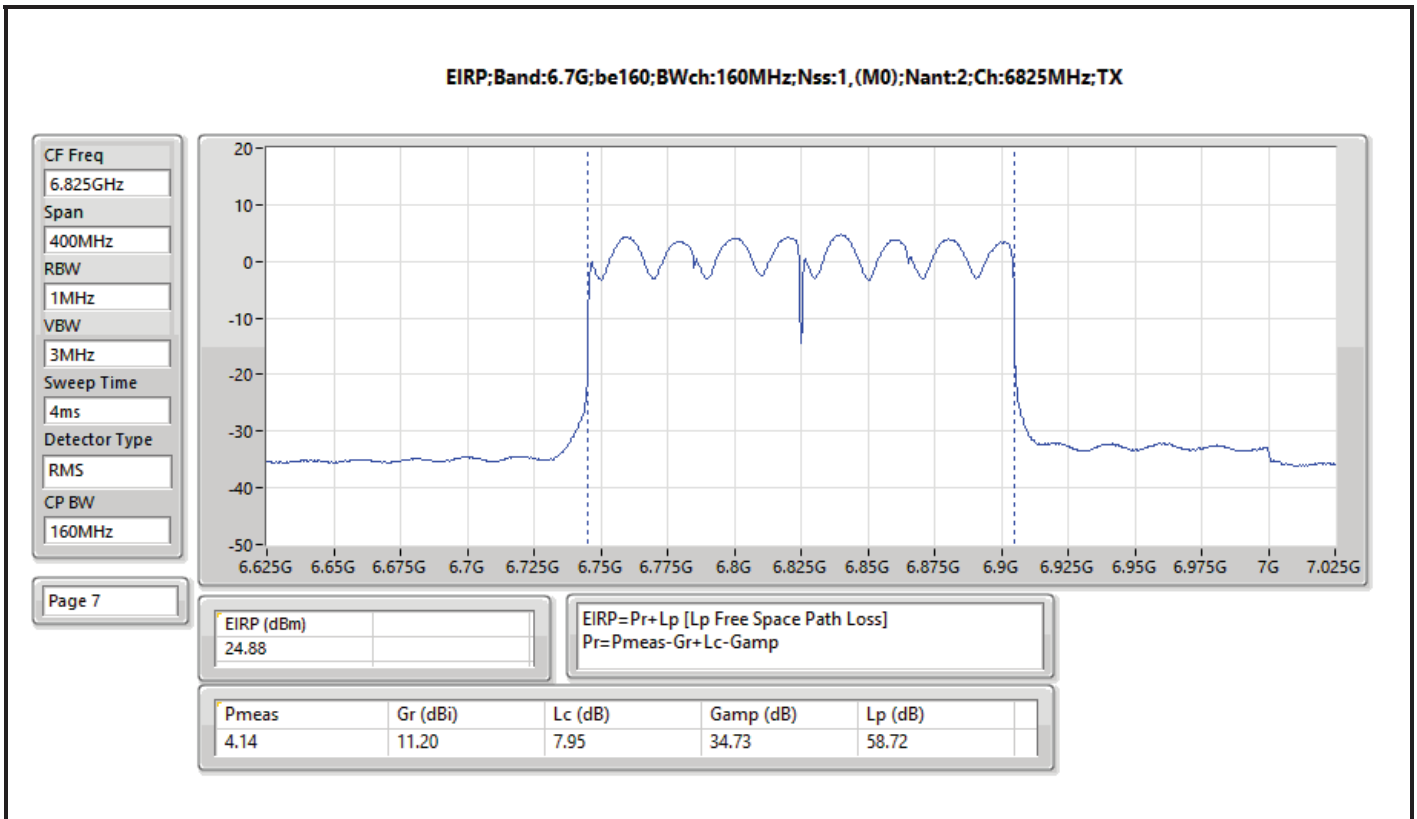


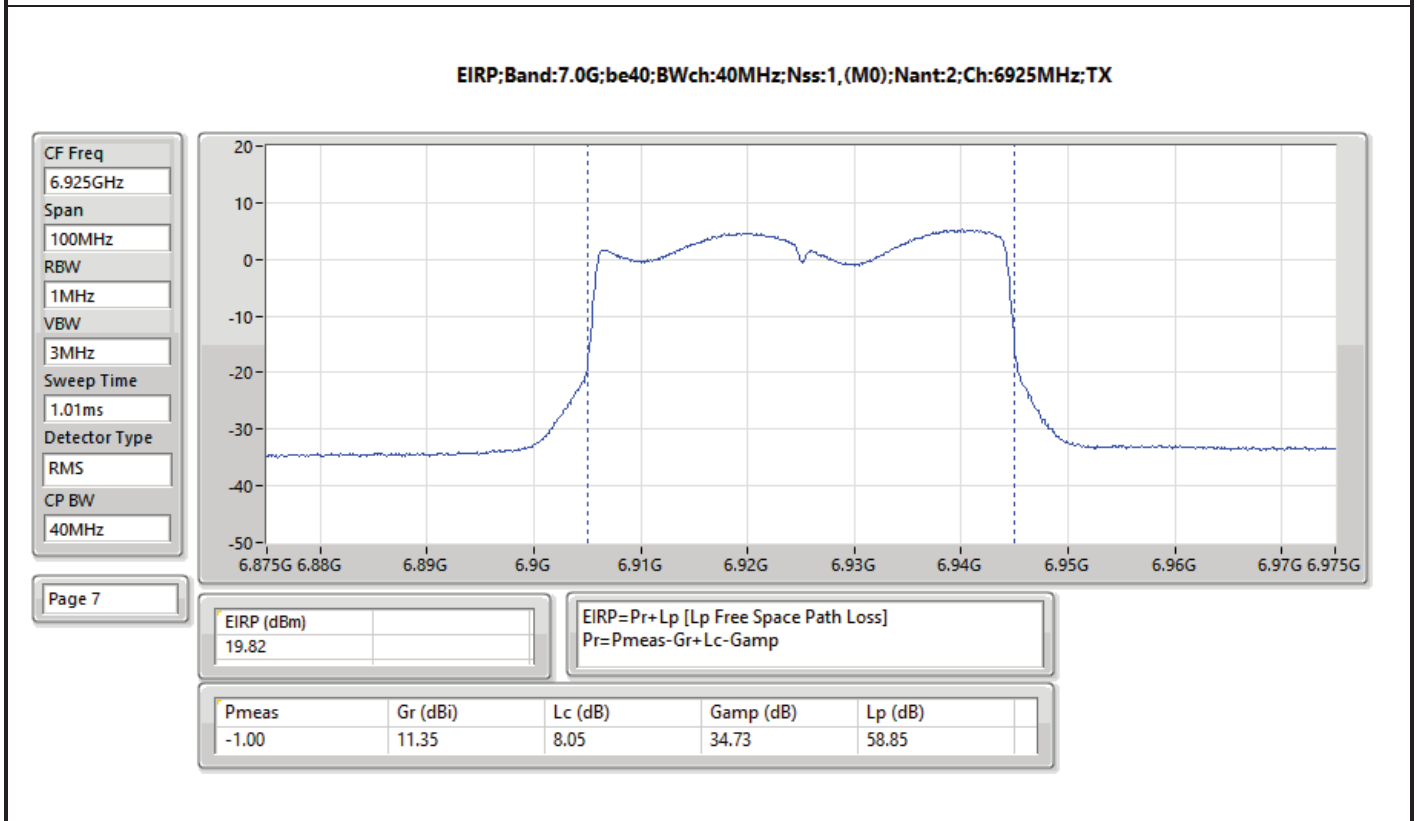
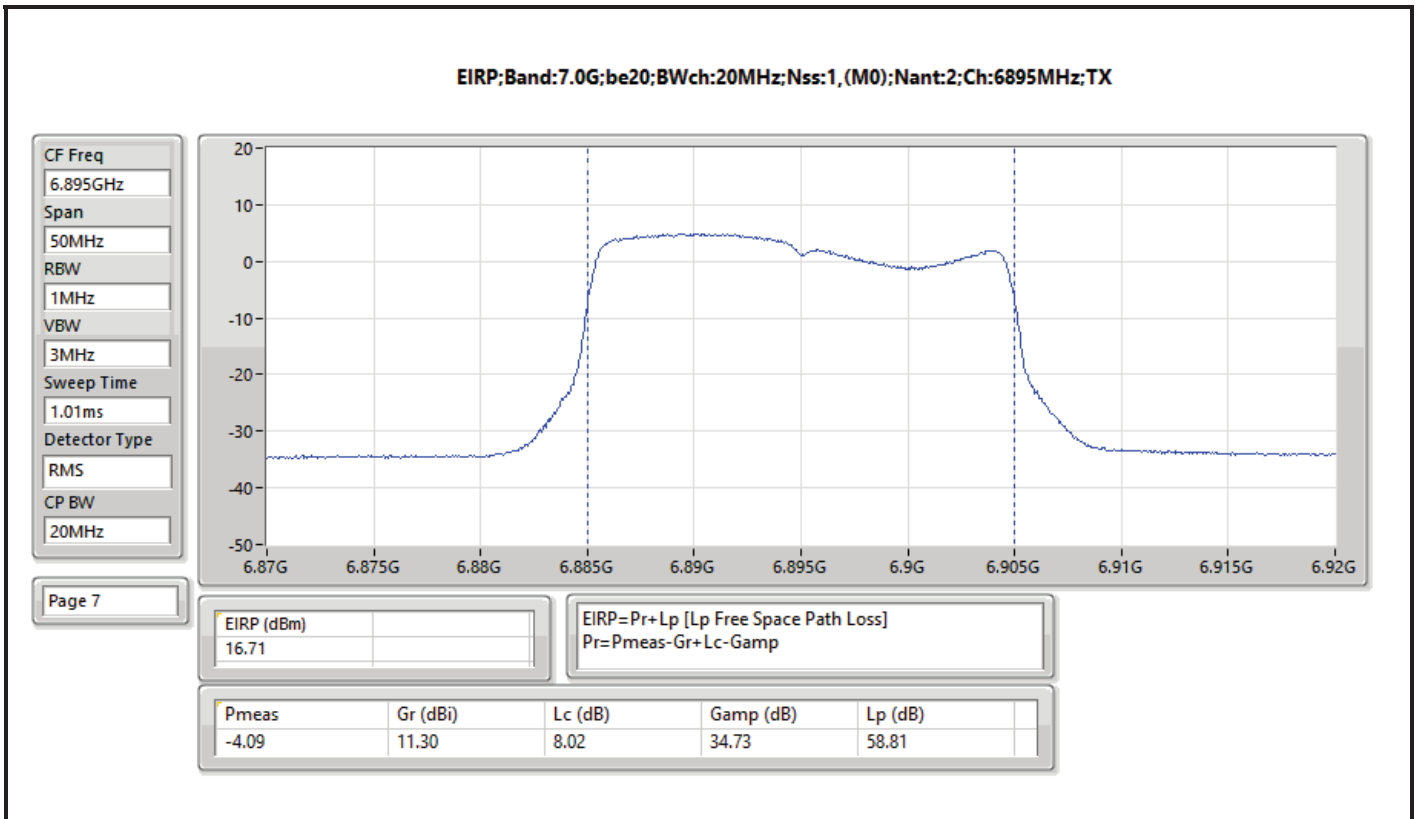


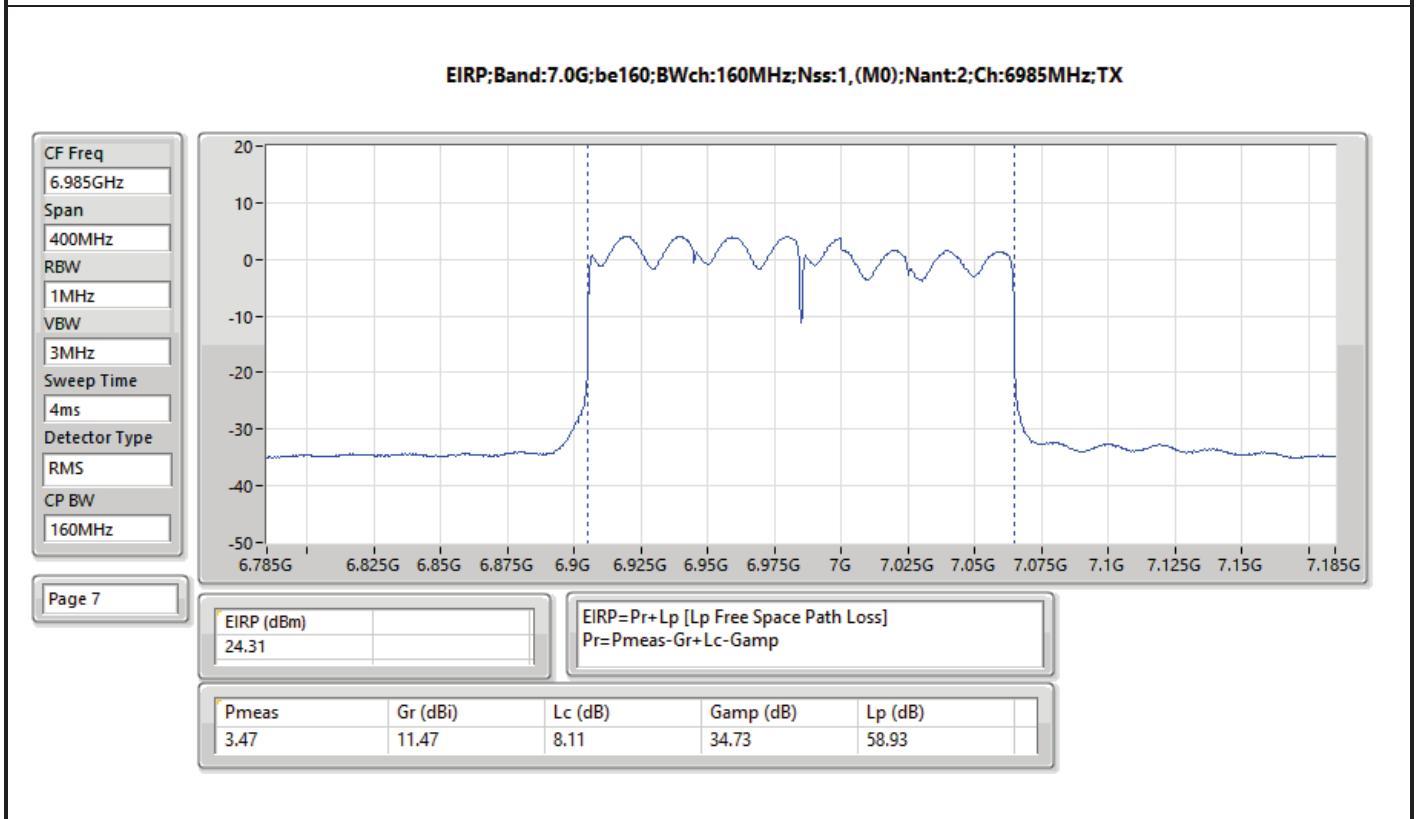
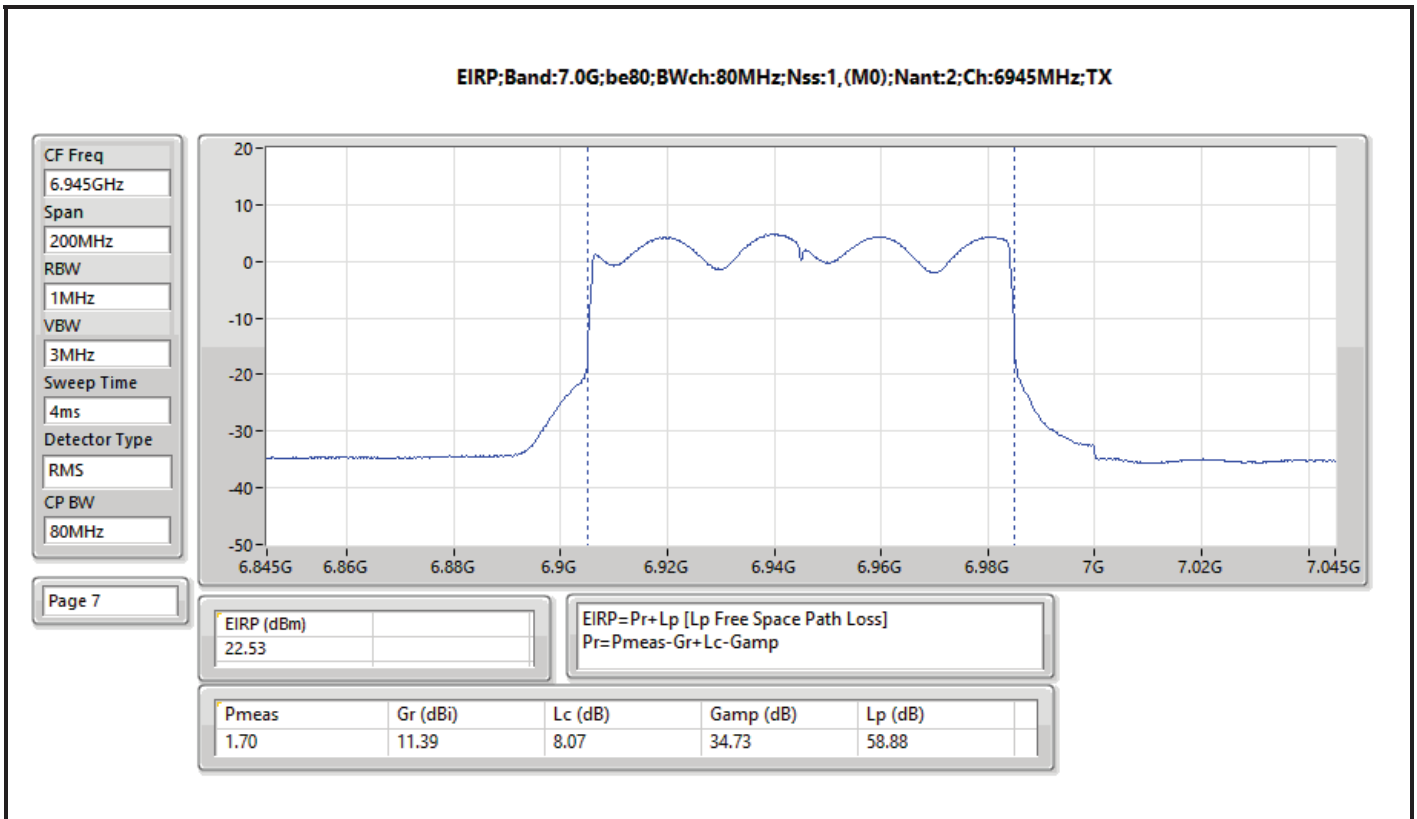














EIRP;Band:7.0G;be320;BWch:320MHz;Nss:1,(M0);Nant:2;Ch:6905MHz;TX

CF Freq
6.905GHz

Span
800MHz

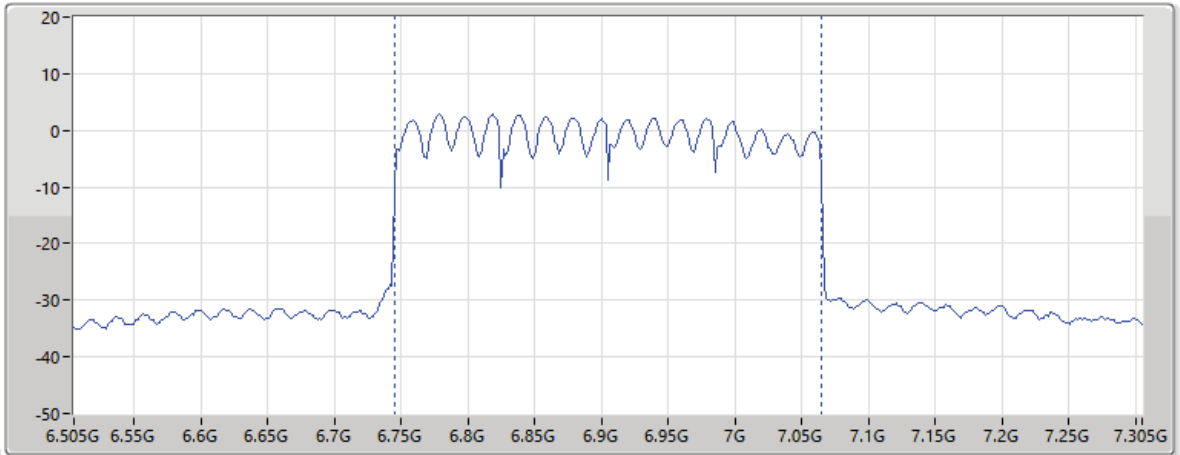
RBW
1MHz

VBW
3MHz

Sweep Time
4ms

Detector Type
RMS

CP BW
320MHz



Page 7

EIRP (dBm)		EIRP=Pr+Lp [Lp Free Space Path Loss]		
25.94		Pr=Pmeas-Gr+Lc-Gamp		
Pmeas	Gr (dBi)	Lc (dB)	Gamp (dB)	Lp (dB)
5.12	11.31	8.03	34.73	58.83



Summary

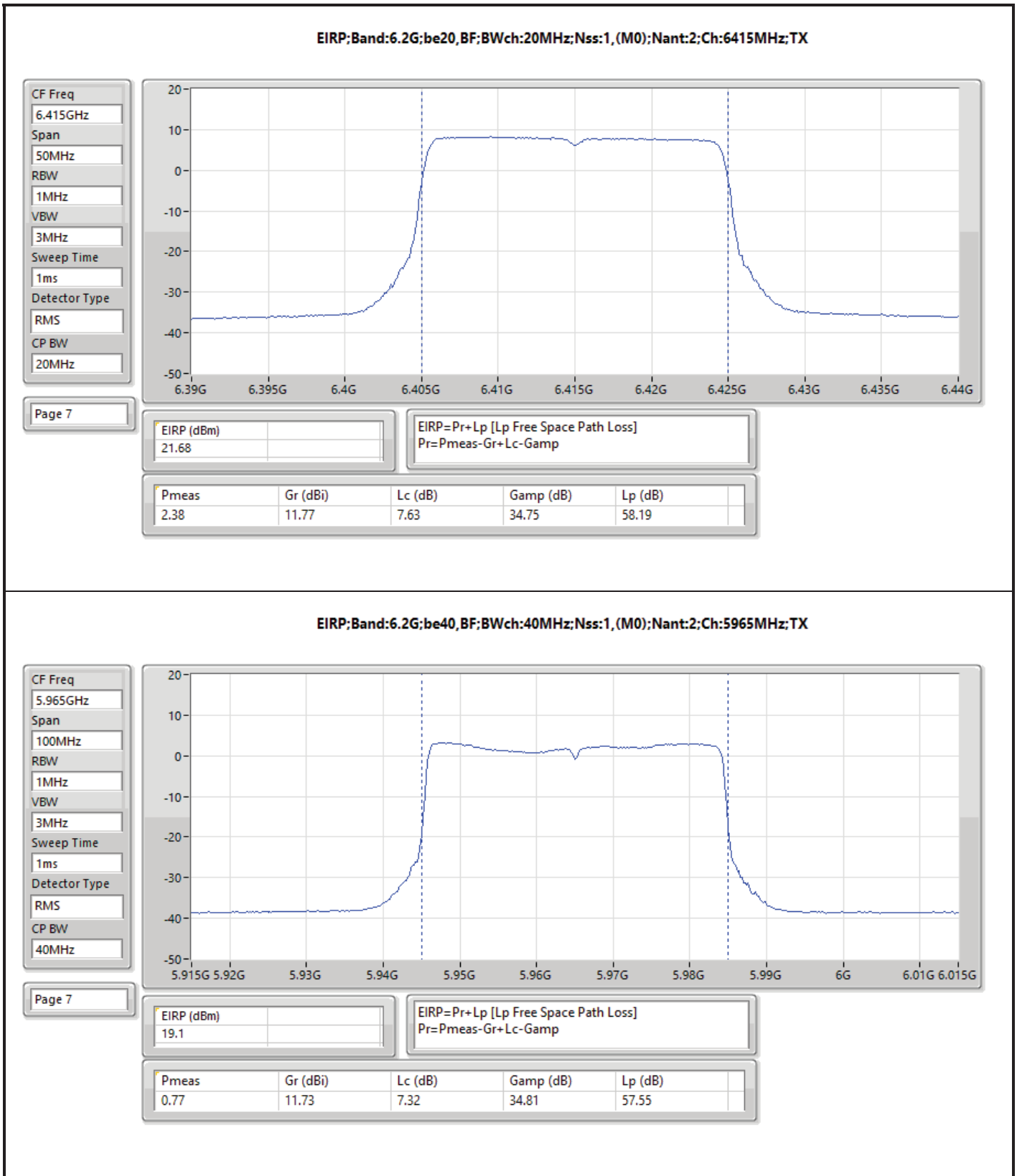
Mode	EIRP (dBm)	EIRP (W)
5.925-6.425GHz	-	-
802.11be EHT20-BF_Nss1,(MCS0)_2TX	21.68	0.14723
802.11be EHT40-BF_Nss1,(MCS0)_2TX	19.10	0.08128
802.11be EHT80-BF_Nss1,(MCS0)_2TX	22.21	0.16634
802.11be EHT160-BF_Nss1,(MCS0)_2TX	25.22	0.33266
802.11be EHT320-BF_Nss1,(MCS0)_2TX	26.68	0.46559
6.425-6.525GHz	-	-
802.11be EHT20-BF_Nss1,(MCS0)_2TX	18.23	0.06653
802.11be EHT40-BF_Nss1,(MCS0)_2TX	18.95	0.07852
802.11be EHT80-BF_Nss1,(MCS0)_2TX	21.60	0.14454
802.11be EHT160-BF_Nss1,(MCS0)_2TX	25.51	0.35563
6.525-6.875GHz	-	-
802.11be EHT20-BF_Nss1,(MCS0)_2TX	18.79	0.07568
802.11be EHT40-BF_Nss1,(MCS0)_2TX	20.52	0.11272
802.11be EHT80-BF_Nss1,(MCS0)_2TX	23.61	0.22961
802.11be EHT160-BF_Nss1,(MCS0)_2TX	25.60	0.36308
802.11be EHT320-BF_Nss1,(MCS0)_2TX	26.78	0.47643
6.875-7.125GHz	-	-
802.11be EHT20-BF_Nss1,(MCS0)_2TX	17.20	0.05248
802.11be EHT40-BF_Nss1,(MCS0)_2TX	18.40	0.06918
802.11be EHT80-BF_Nss1,(MCS0)_2TX	21.69	0.14757
802.11be EHT160-BF_Nss1,(MCS0)_2TX	23.33	0.21528
802.11be EHT320-BF_Nss1,(MCS0)_2TX	26.25	0.42170

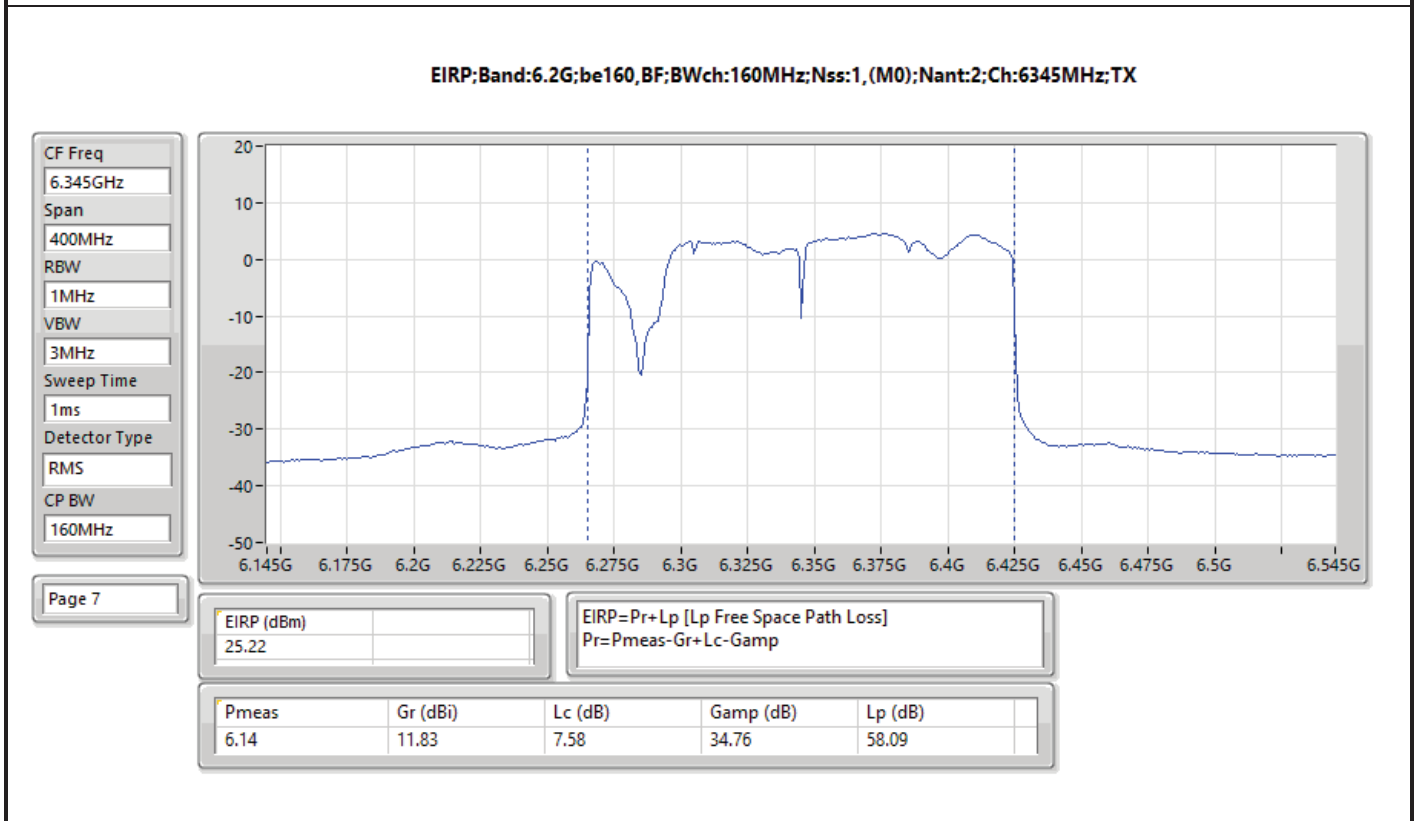
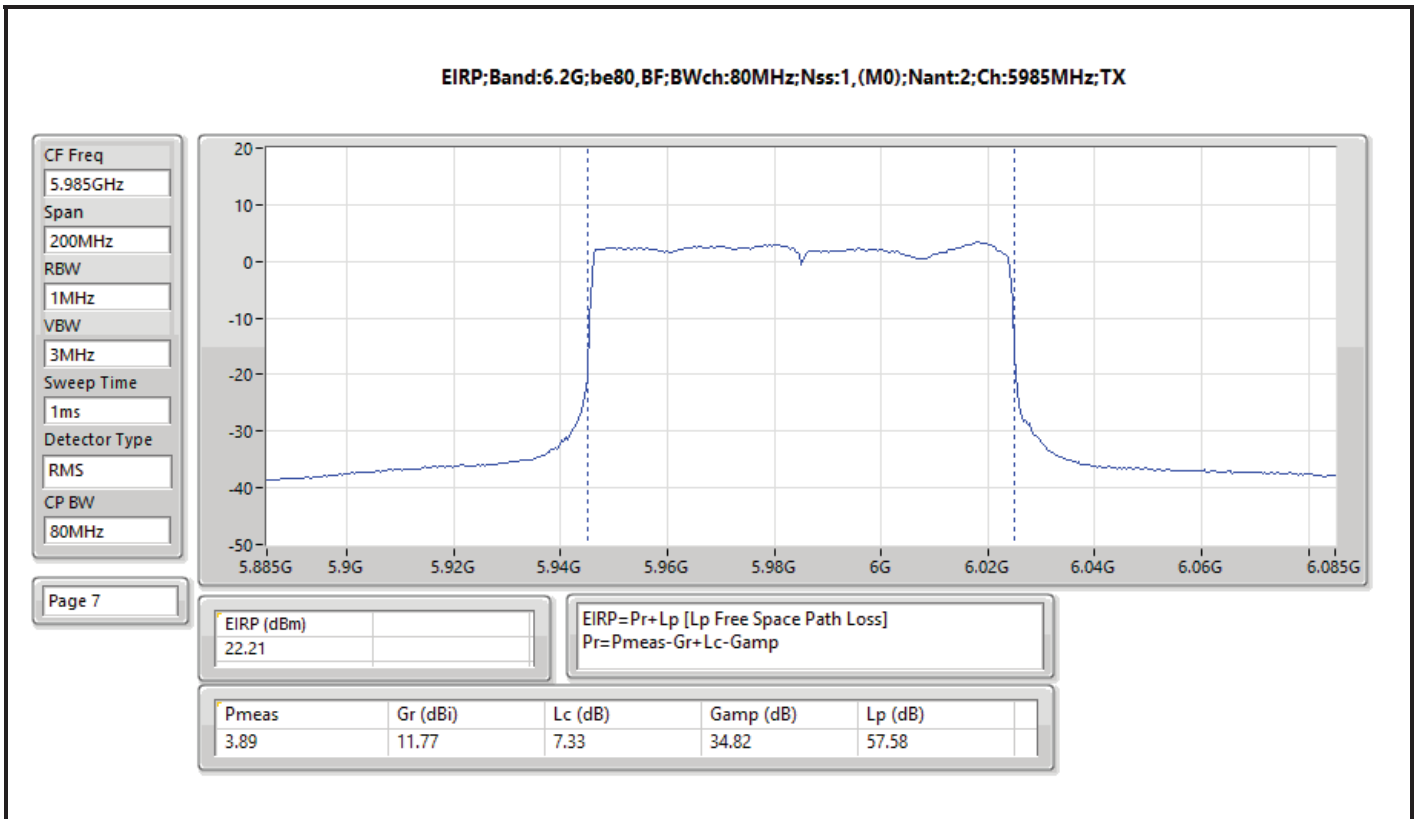


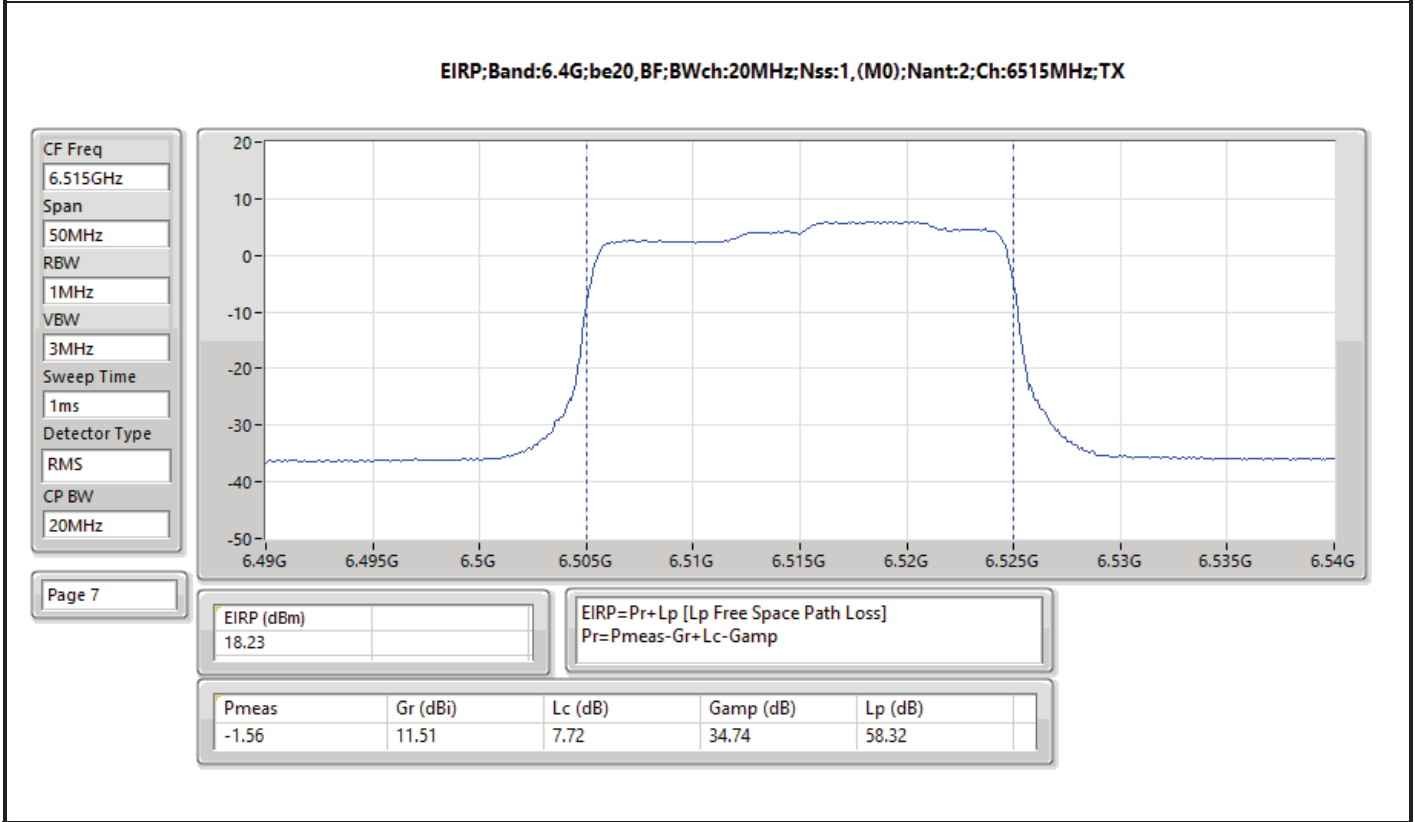
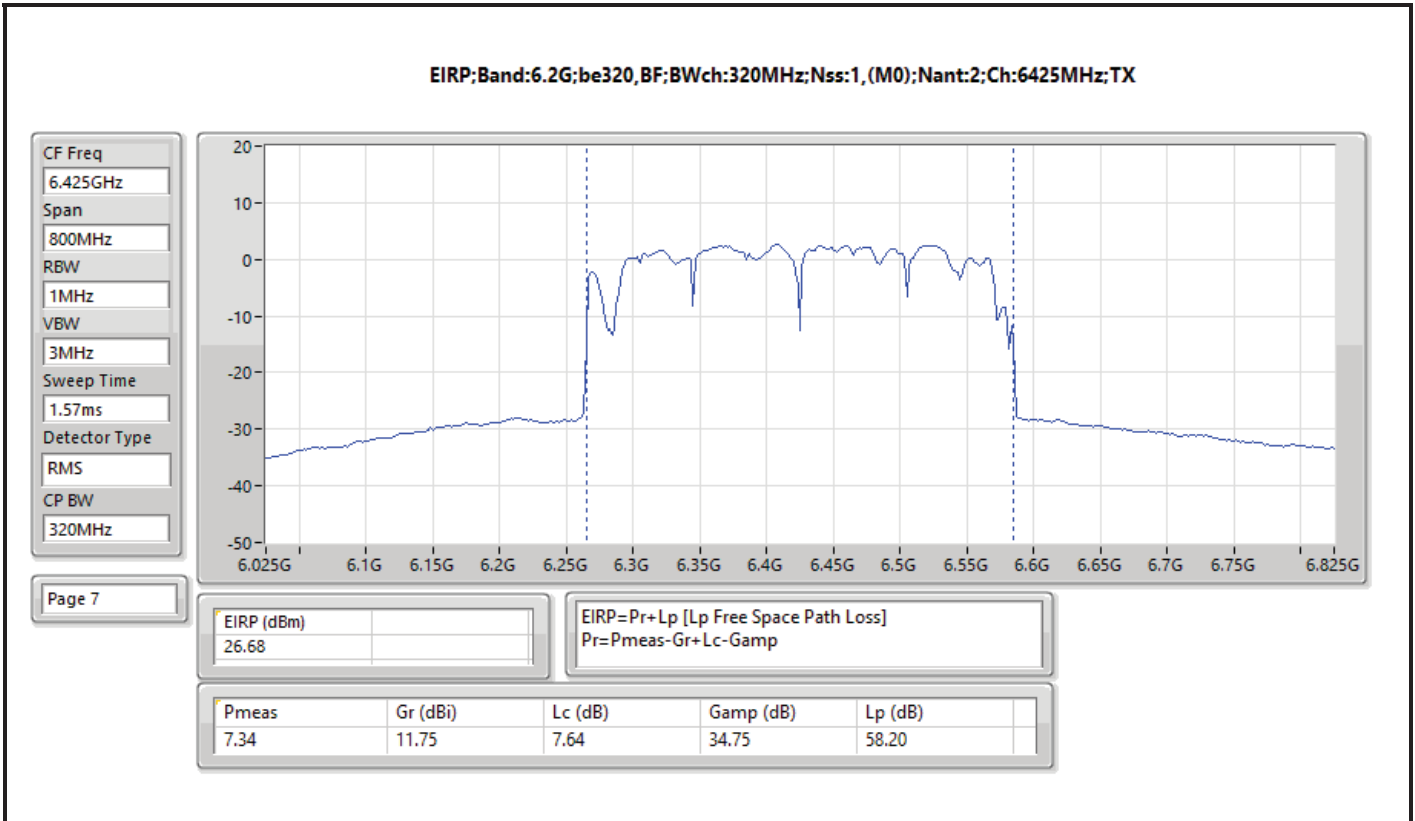
Result

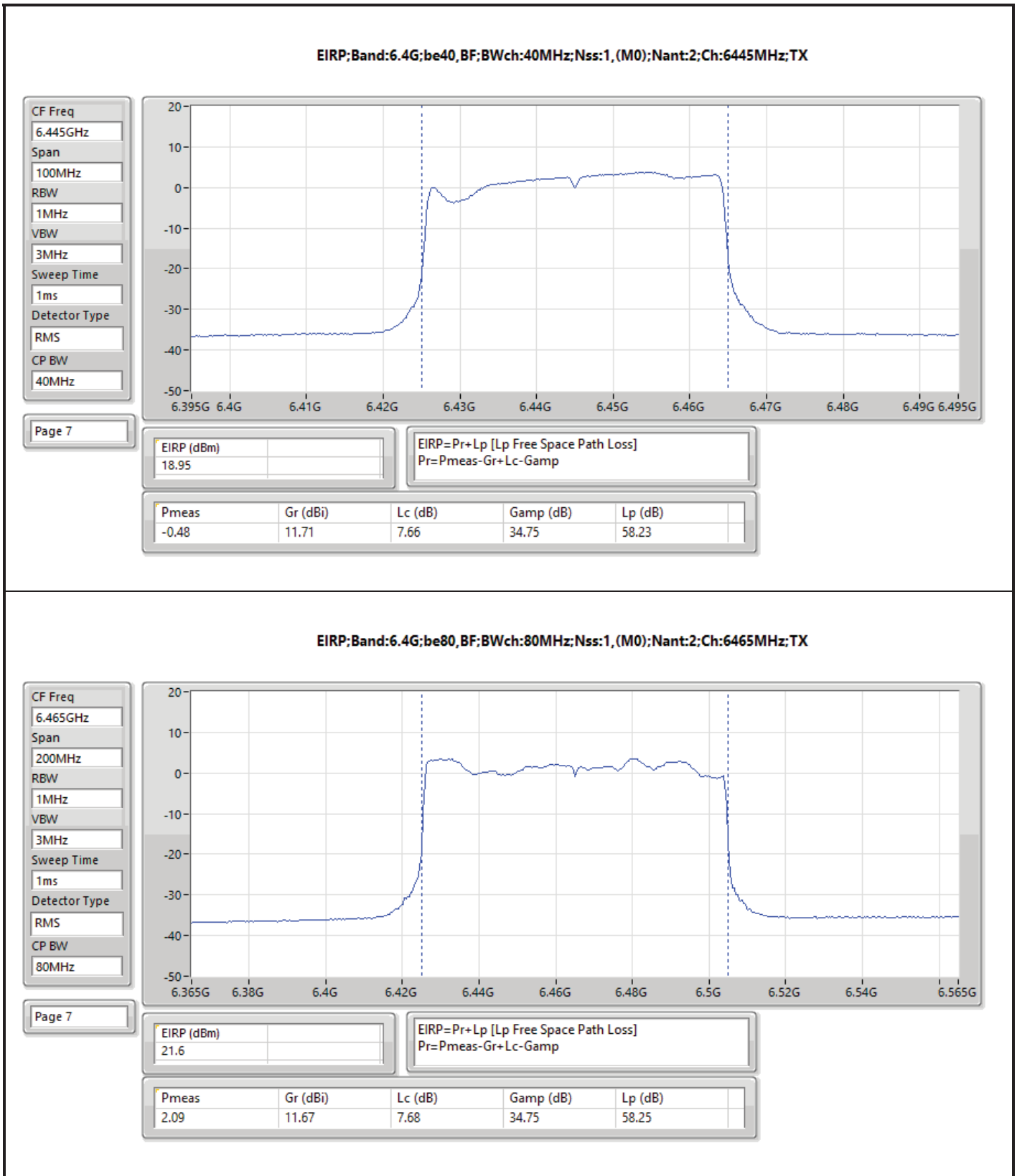
Mode	Result	EIRP (dBm)	EIRP Limit (dBm)
802.11be EHT20-BF_Nss1,(MCS0)_2TX	-	-	-
5955MHz	Pass	17.46	30.00
6195MHz	Pass	18.12	30.00
6415MHz	Pass	21.68	30.00
6435MHz	Pass	17.21	30.00
6475MHz	Pass	17.56	30.00
6515MHz	Pass	18.23	30.00
6535MHz	Pass	15.60	30.00
6695MHz	Pass	18.79	30.00
6875MHz	Pass	15.87	30.00
6895MHz	Pass	16.75	30.00
6995MHz	Pass	12.84	30.00
7095MHz	Pass	17.20	30.00
7115MHz	Pass	15.72	30.00
802.11be EHT40-BF_Nss1,(MCS0)_2TX	-	-	-
5965MHz	Pass	19.10	30.00
6205MHz	Pass	17.77	30.00
6405MHz	Pass	17.65	30.00
6445MHz	Pass	18.95	30.00
6485MHz	Pass	18.83	30.00
6525MHz	Pass	17.97	30.00
6565MHz	Pass	20.52	30.00
6685MHz	Pass	19.66	30.00
6885MHz	Pass	18.89	30.00
6925MHz	Pass	17.27	30.00
7005MHz	Pass	18.20	30.00
7085MHz	Pass	18.40	30.00
802.11be EHT80-BF_Nss1,(MCS0)_2TX	-	-	-
5985MHz	Pass	22.21	30.00
6225MHz	Pass	21.62	30.00
6385MHz	Pass	21.86	30.00
6465MHz	Pass	21.60	30.00
6545MHz	Pass	20.12	30.00
6625MHz	Pass	21.53	30.00
6705MHz	Pass	17.75	30.00
6785MHz	Pass	23.61	30.00
6865MHz	Pass	23.49	30.00
6945MHz	Pass	21.69	30.00
7025MHz	Pass	21.00	30.00
802.11be EHT160-BF_Nss1,(MCS0)_2TX	-	-	-
6025MHz	Pass	23.36	30.00
6185MHz	Pass	23.92	30.00
6345MHz	Pass	25.22	30.00
6505MHz	Pass	25.51	30.00
6665MHz	Pass	25.55	30.00
6825MHz	Pass	25.60	30.00
6985MHz	Pass	23.33	30.00
802.11be EHT320-BF_Nss1,(MCS0)_2TX	-	-	-
6105MHz	Pass	25.91	30.00
6265MHz	Pass	26.09	30.00
6425MHz	Pass	26.68	30.00
6585MHz	Pass	26.78	30.00
6745MHz	Pass	26.77	30.00
6905MHz	Pass	26.25	30.00

DG = Directional Gain; Port X = Port X output power





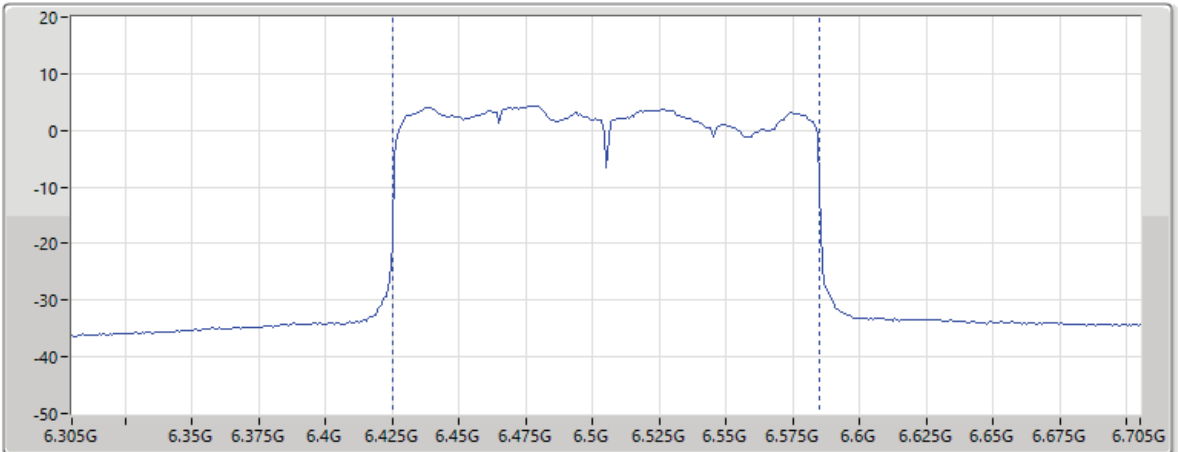






EIRP:Band:6.4G;be160,BF;BWch:160MHz;Nss:1,(M0);Nant:2;Ch:6505MHz;TX

CF Freq
6.505GHz
Span
400MHz
RBW
1MHz
VBW
3MHz
Sweep Time
1ms
Detector Type
RMS
CP BW
160MHz

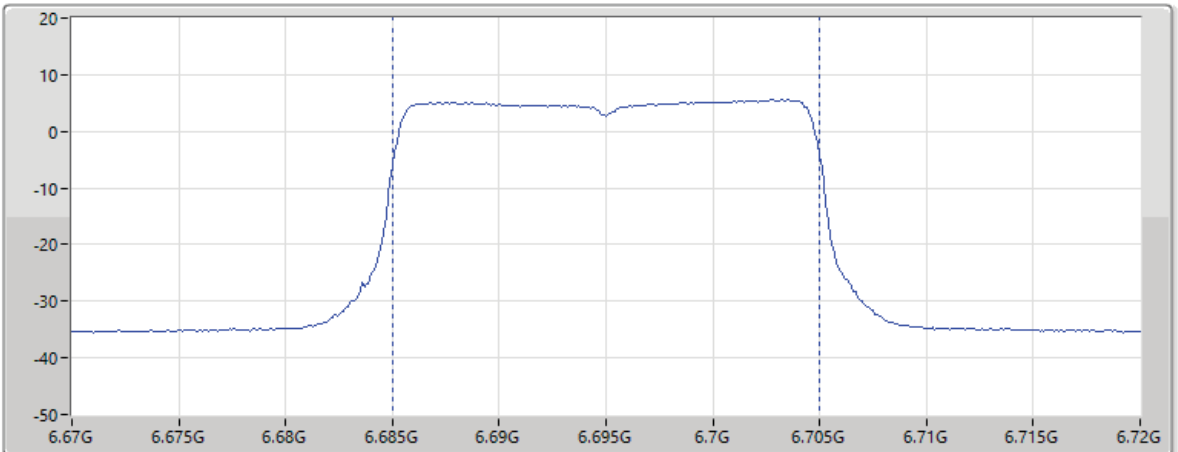


Page 7

EIRP (dBm)	EIRP=Pr+Lp [Lp Free Space Path Loss] Pr=Pmeas-Gr+Lc-Gamp			
25.51				
Pmeas	Gr (dBi)	Lc (dB)	Gamp (dB)	Lp (dB)
5.80	11.57	7.71	34.74	58.31

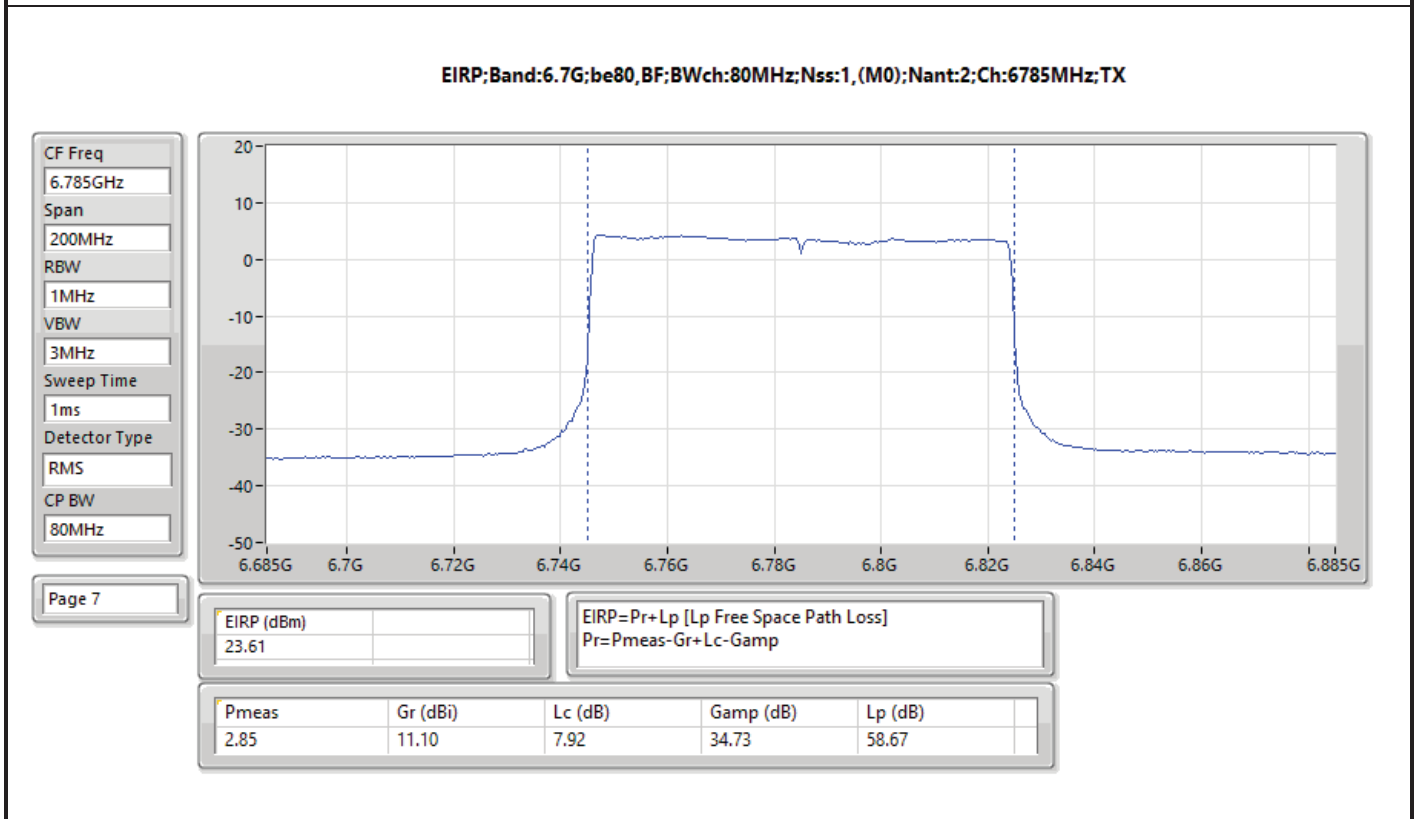
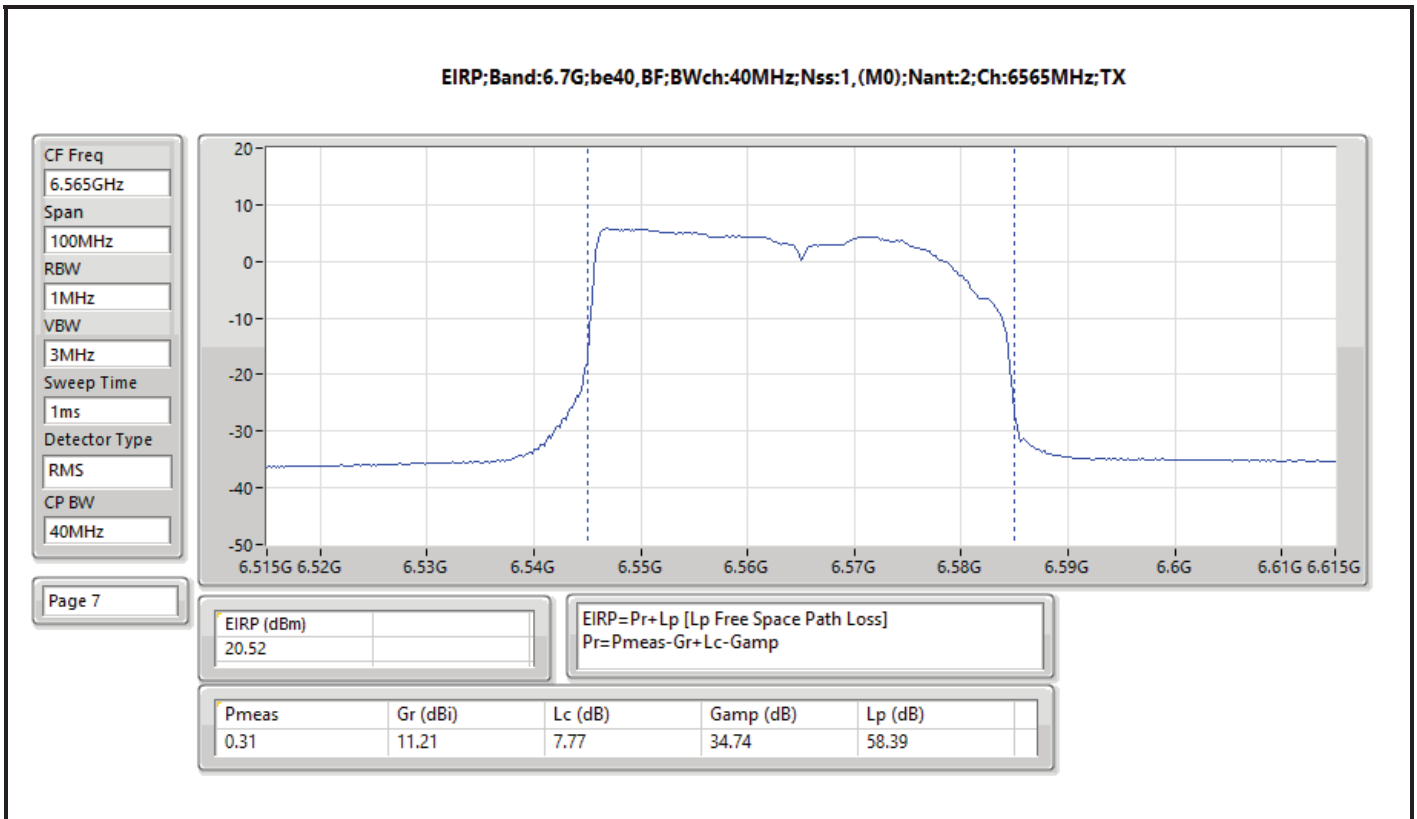
EIRP:Band:6.7G;be20,BF;BWch:20MHz;Nss:1,(M0);Nant:2;Ch:6695MHz;TX

CF Freq
6.695GHz
Span
50MHz
RBW
1MHz
VBW
3MHz
Sweep Time
1ms
Detector Type
RMS
CP BW
20MHz



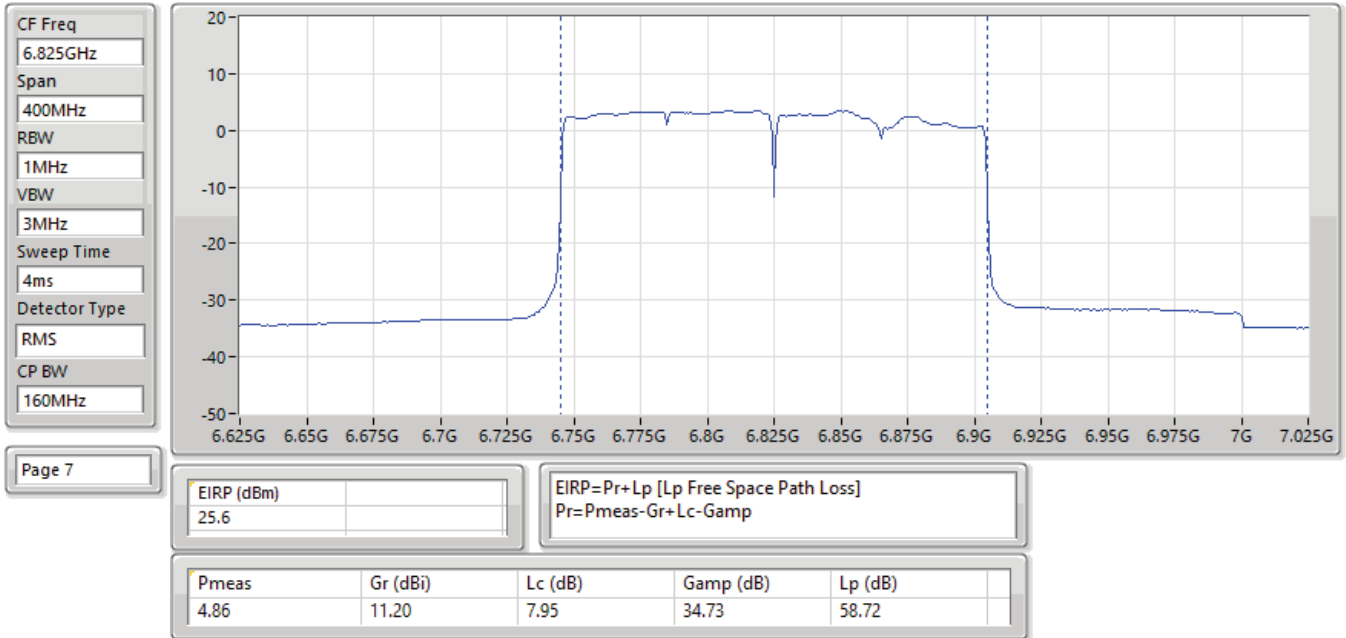
Page 7

EIRP (dBm)	EIRP=Pr+Lp [Lp Free Space Path Loss] Pr=Pmeas-Gr+Lc-Gamp			
18.79				
Pmeas	Gr (dBi)	Lc (dB)	Gamp (dB)	Lp (dB)
-1.89	11.00	7.86	34.74	58.56

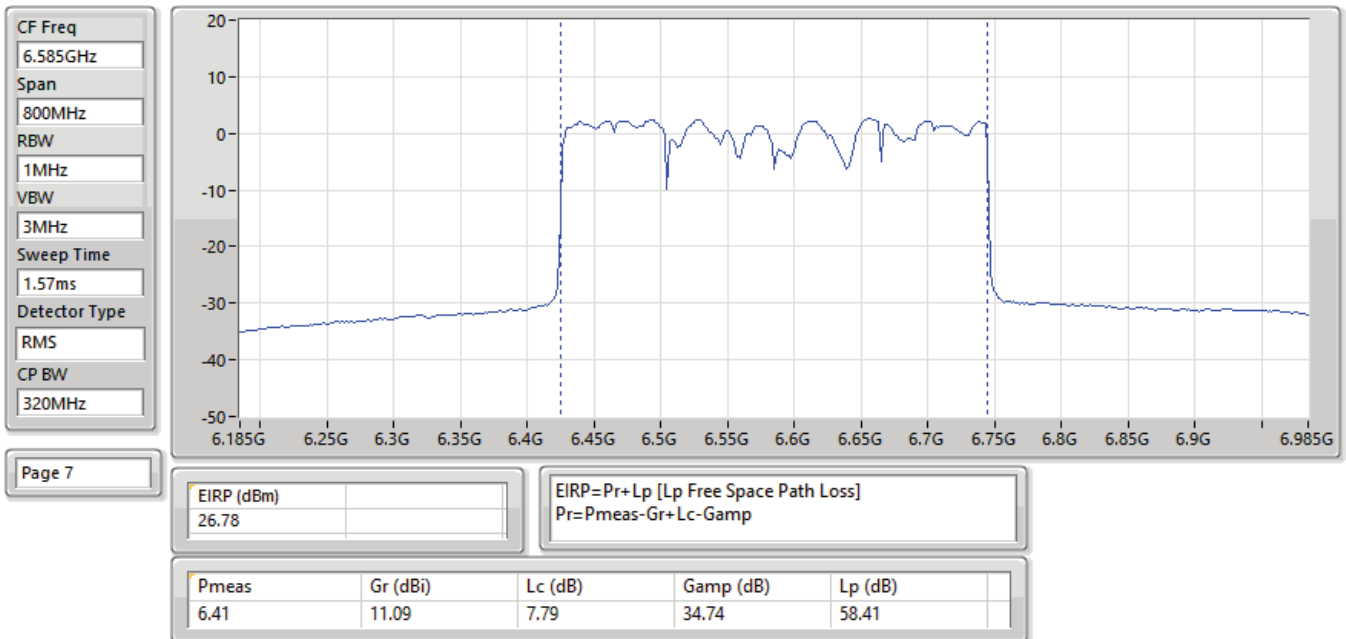


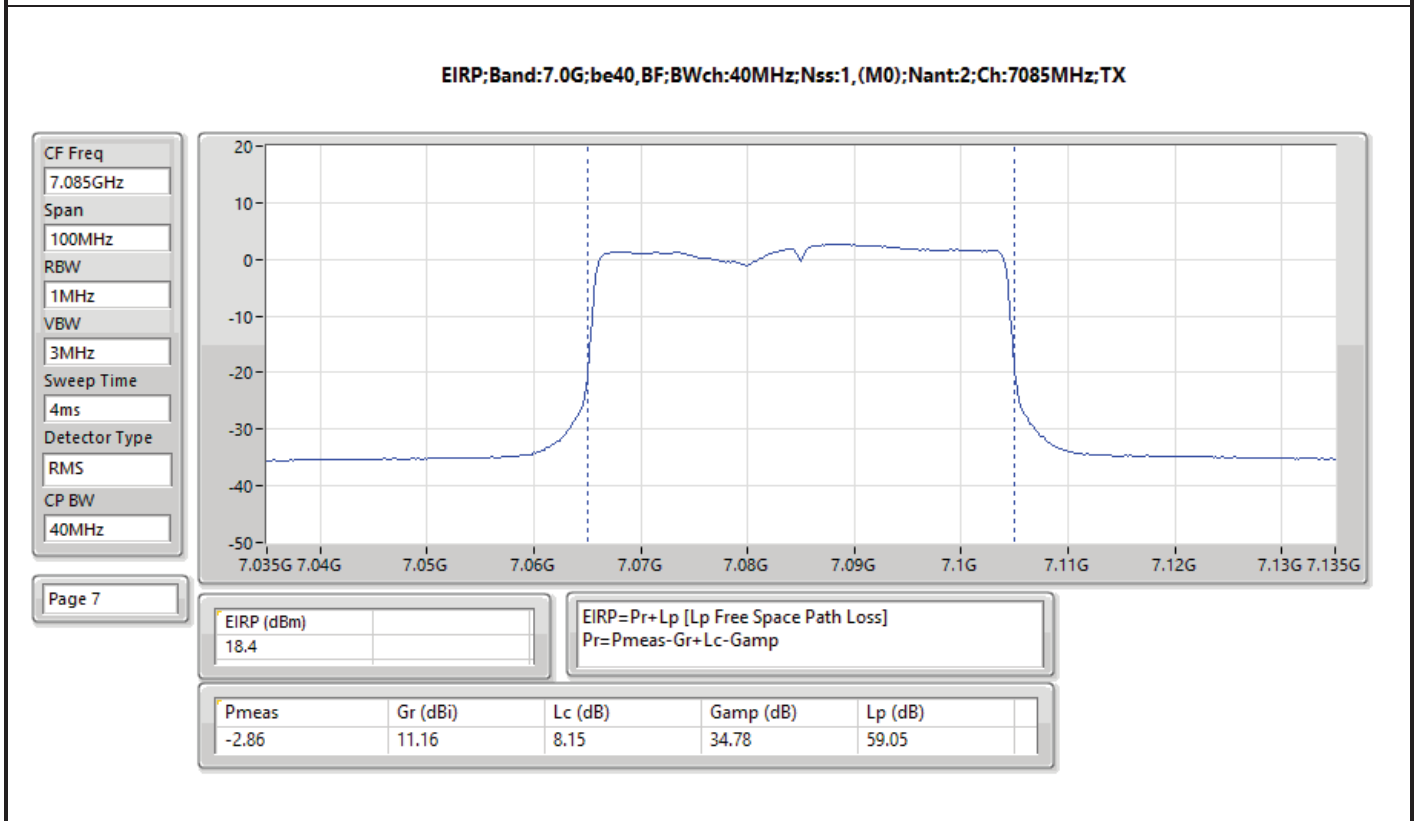
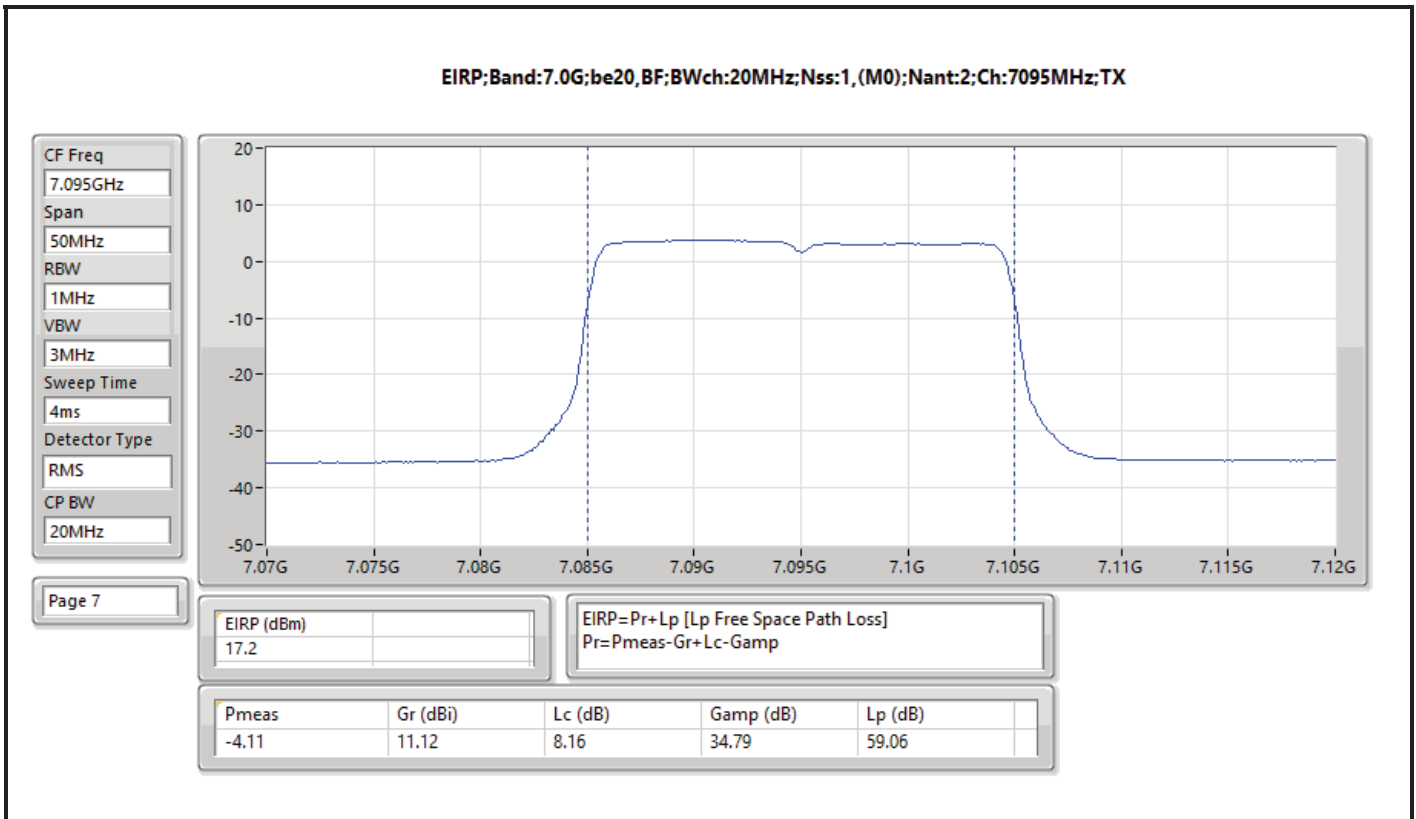


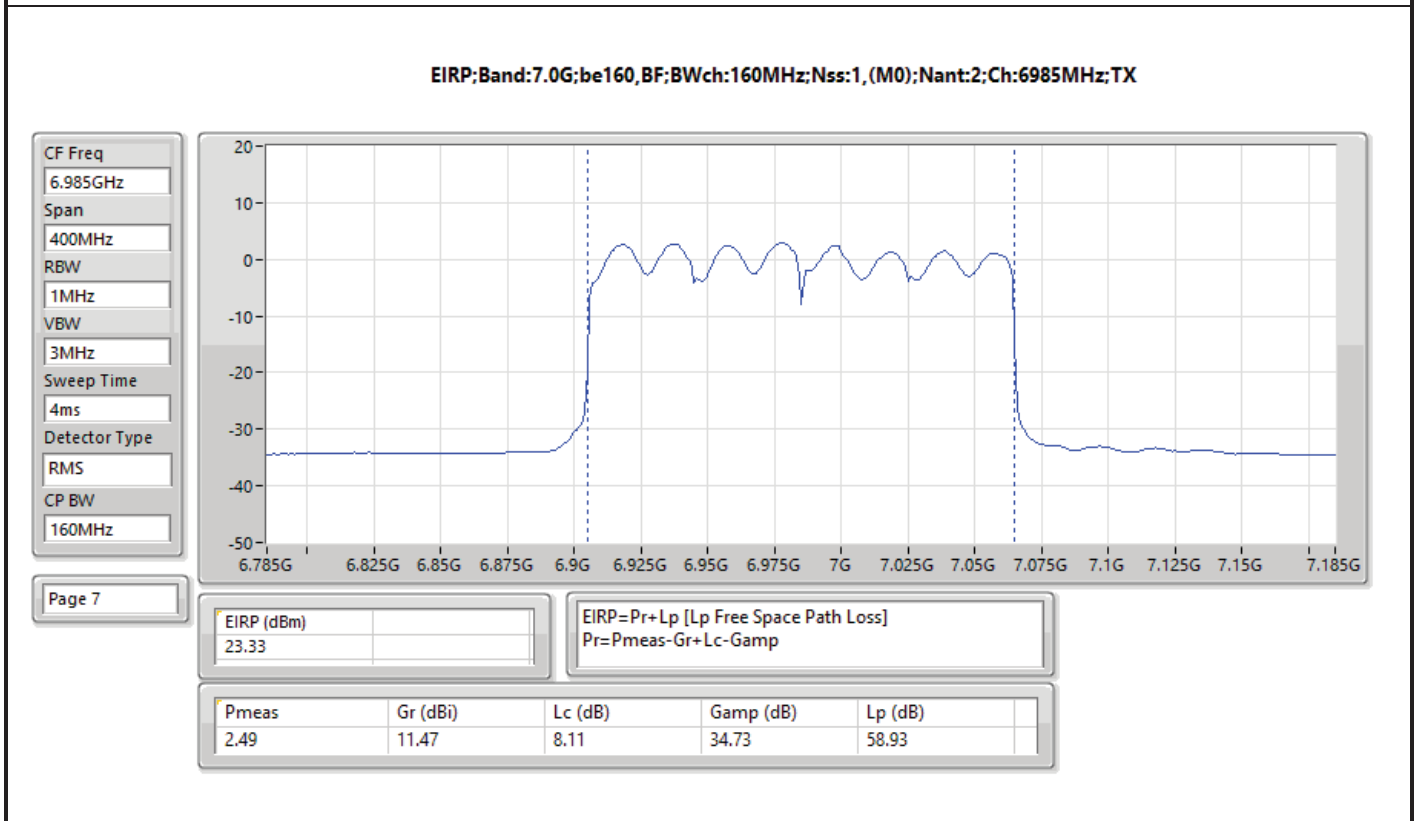
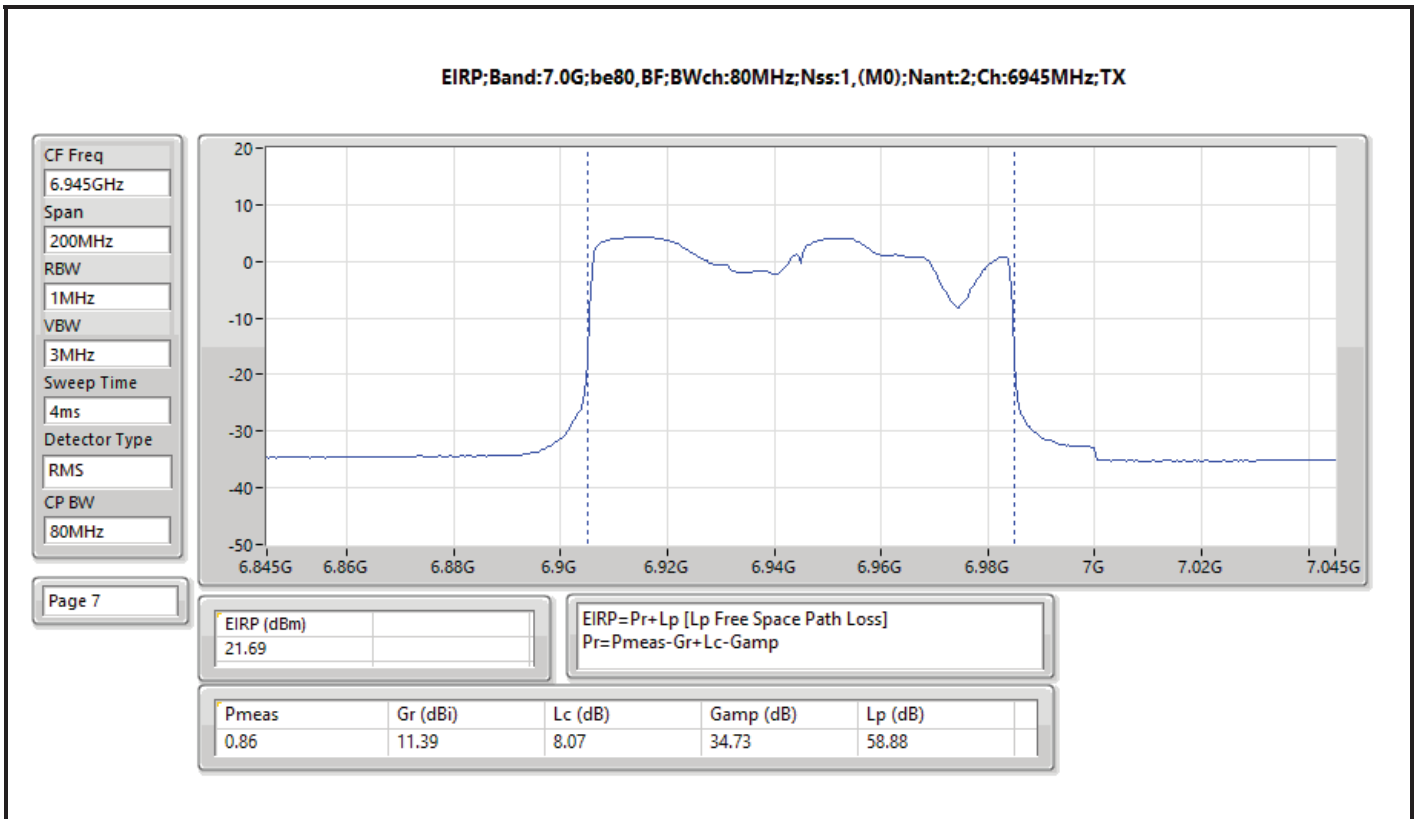
EIRP;Band:6.7G;be160,BF;BWch:160MHz;Nss:1,(M0);Nant:2;Ch:6825MHz;TX



EIRP;Band:6.7G;be320,BF;BWch:320MHz;Nss:1,(M0);Nant:2;Ch:6585MHz;TX



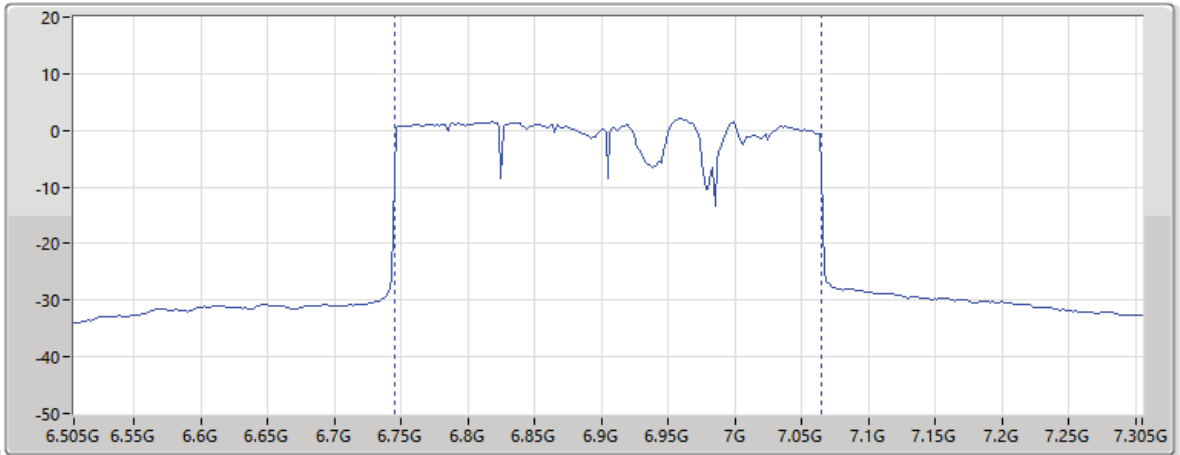






EIRP;Band:7.0G;be320,BF;BWch:320MHz;Nss:1,(M0);Nant:2;Ch:6905MHz;TX

CF Freq
6.905GHz
Span
800MHz
RBW
1MHz
VBW
3MHz
Sweep Time
4ms
Detector Type
RMS
CP BW
320MHz



Page 7

EIRP (dBm) 26.25		EIRP=Pr+Lp [Lp Free Space Path Loss] Pr=Pmeas-Gr+Lc-Gamp		
Pmeas	Gr (dBi)	Lc (dB)	Gamp (dB)	Lp (dB)
5.43	11.31	8.03	34.73	58.83



Summary

Mode	EIRP PD (dBm/RBW)
5.925-6.425GHz	-
802.11be EHT20_Nss1,(MCS0)_2TX	4.95
802.11be EHT40_Nss1,(MCS0)_2TX	4.91
802.11be EHT80_Nss1,(MCS0)_2TX	4.94
802.11be EHT160_Nss1,(MCS0)_2TX	4.57
802.11be EHT320_Nss1,(MCS0)_2TX	4.73
6.425-6.525GHz	-
802.11be EHT20_Nss1,(MCS0)_2TX	4.89
802.11be EHT40_Nss1,(MCS0)_2TX	4.86
802.11be EHT80_Nss1,(MCS0)_2TX	4.76
802.11be EHT160_Nss1,(MCS0)_2TX	4.41
6.525-6.875GHz	-
802.11be EHT20_Nss1,(MCS0)_2TX	4.99
802.11be EHT40_Nss1,(MCS0)_2TX	4.97
802.11be EHT80_Nss1,(MCS0)_2TX	4.92
802.11be EHT160_Nss1,(MCS0)_2TX	4.47
802.11be EHT320_Nss1,(MCS0)_2TX	4.41
6.875-7.125GHz	-
802.11be EHT20_Nss1,(MCS0)_2TX	4.77
802.11be EHT40_Nss1,(MCS0)_2TX	4.95
802.11be EHT80_Nss1,(MCS0)_2TX	4.76
802.11be EHT160_Nss1,(MCS0)_2TX	4.16
802.11be EHT320_Nss1,(MCS0)_2TX	3.07

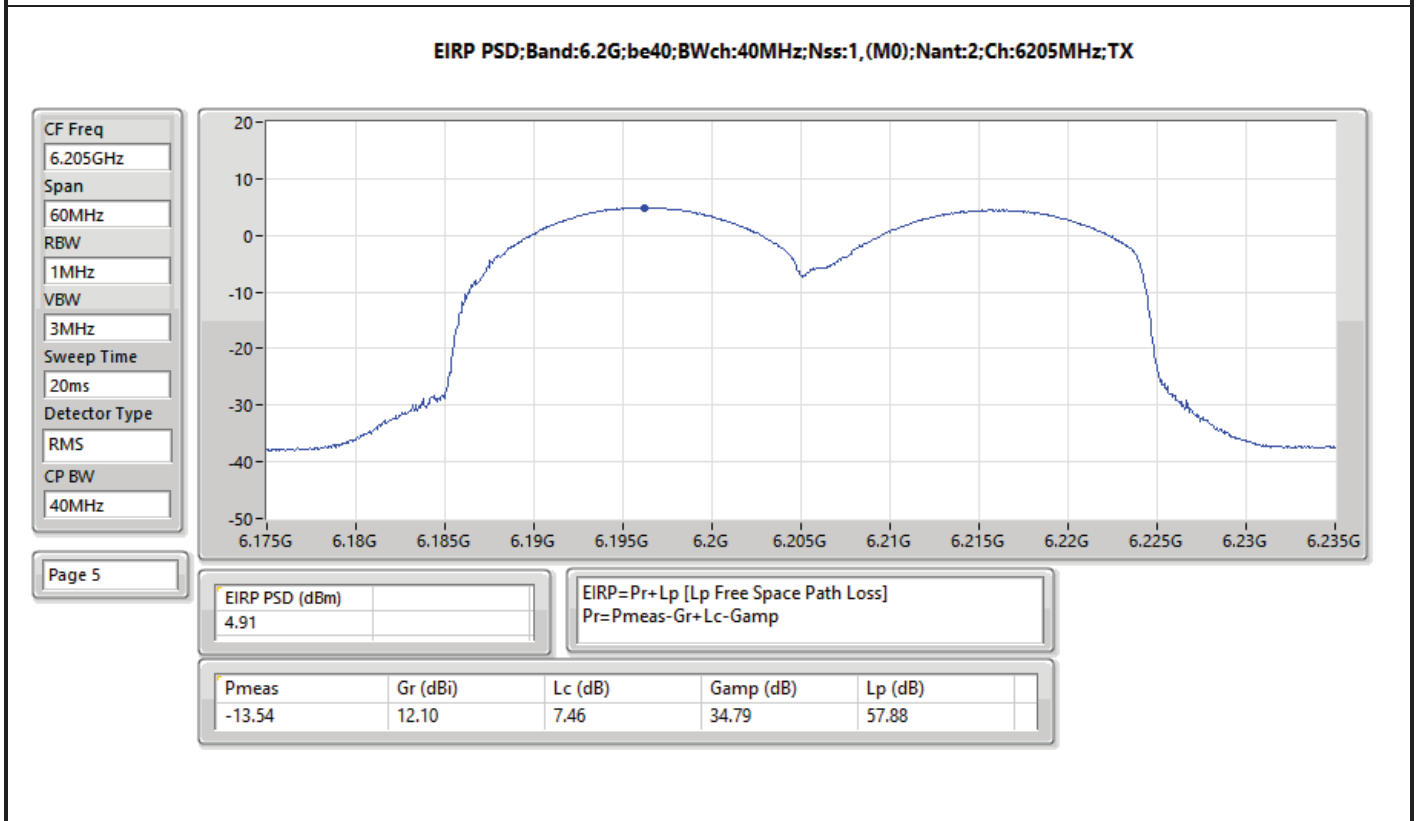
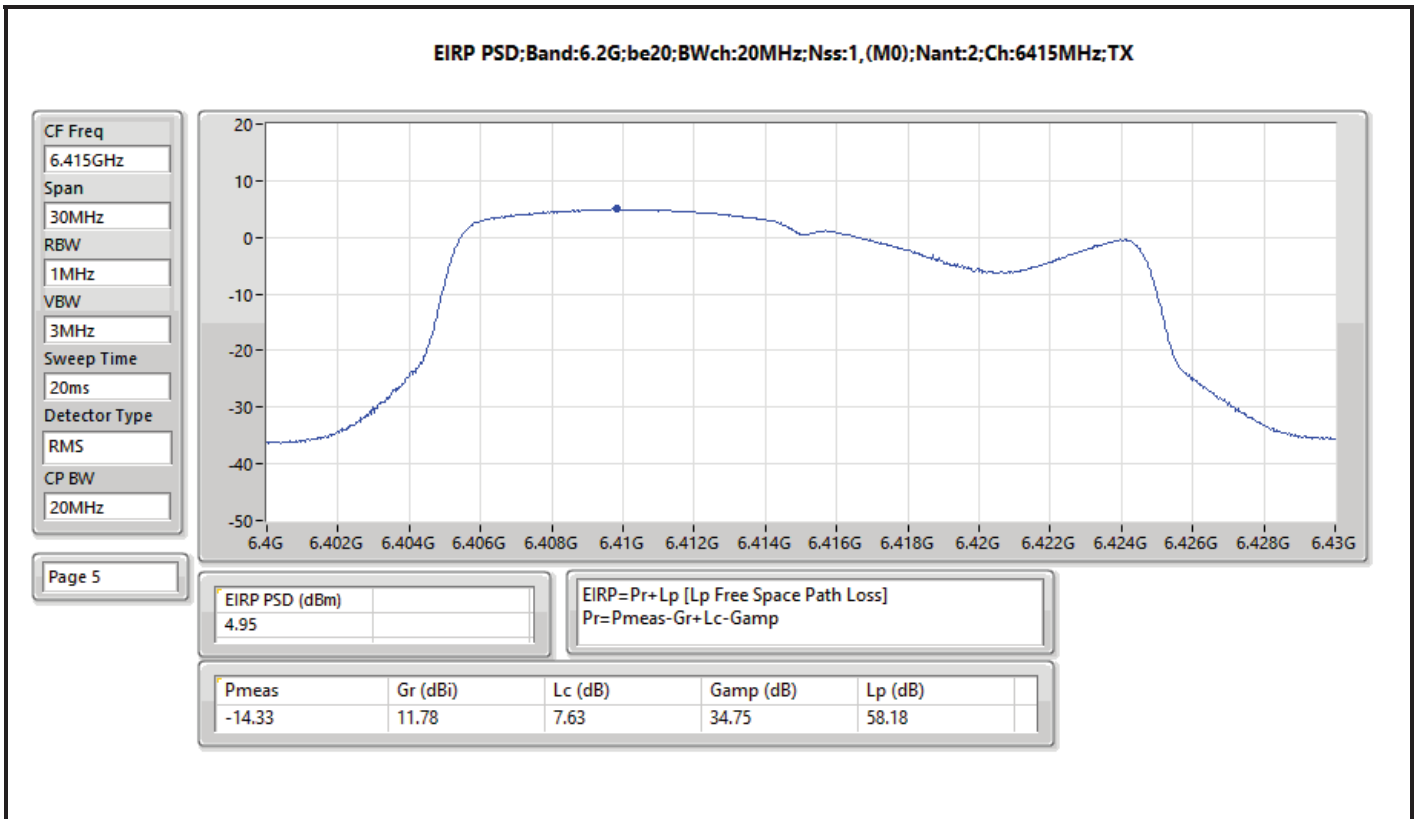
RBW = 500kHz for 5.725-5.85GHz band / 1MHz for other band;

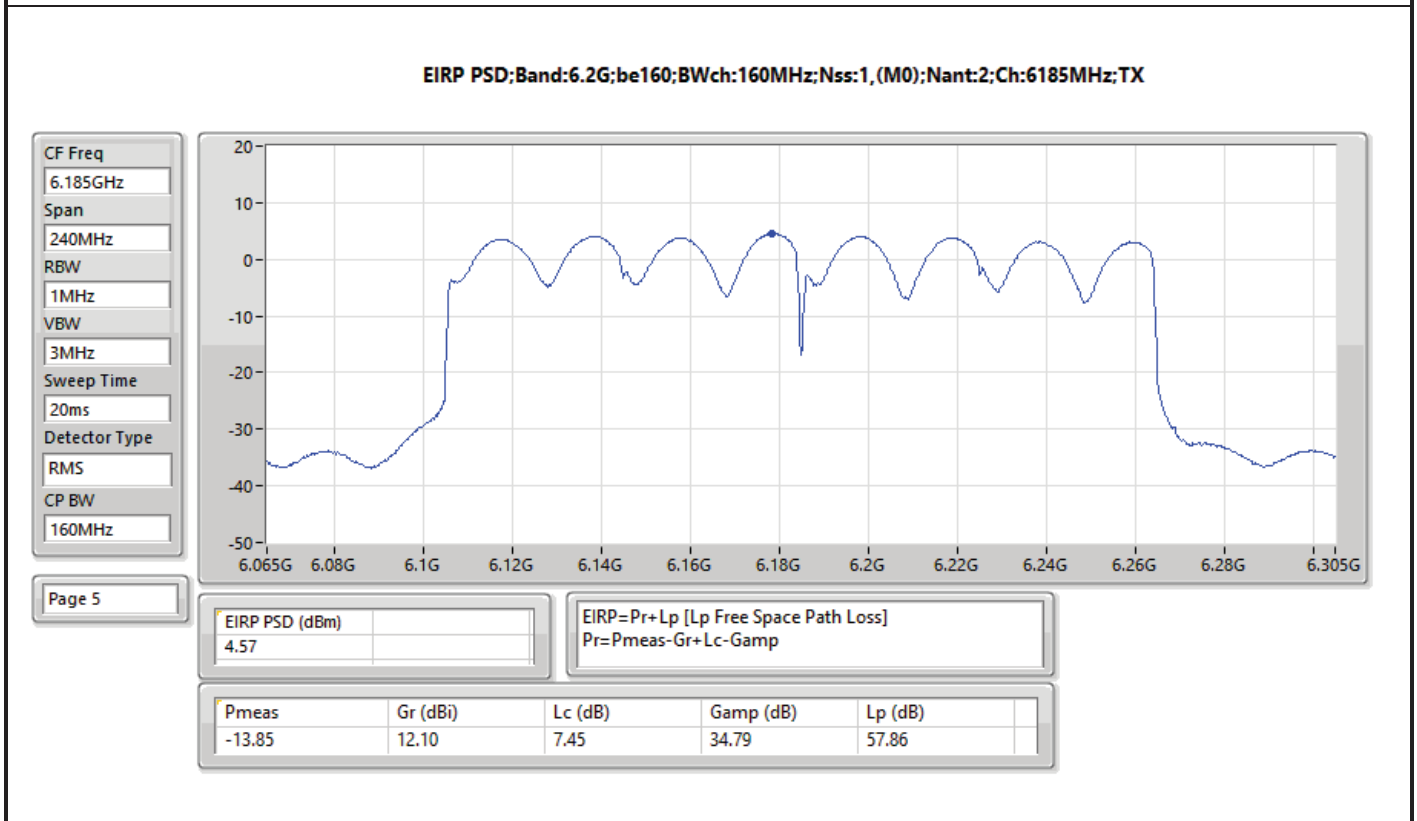
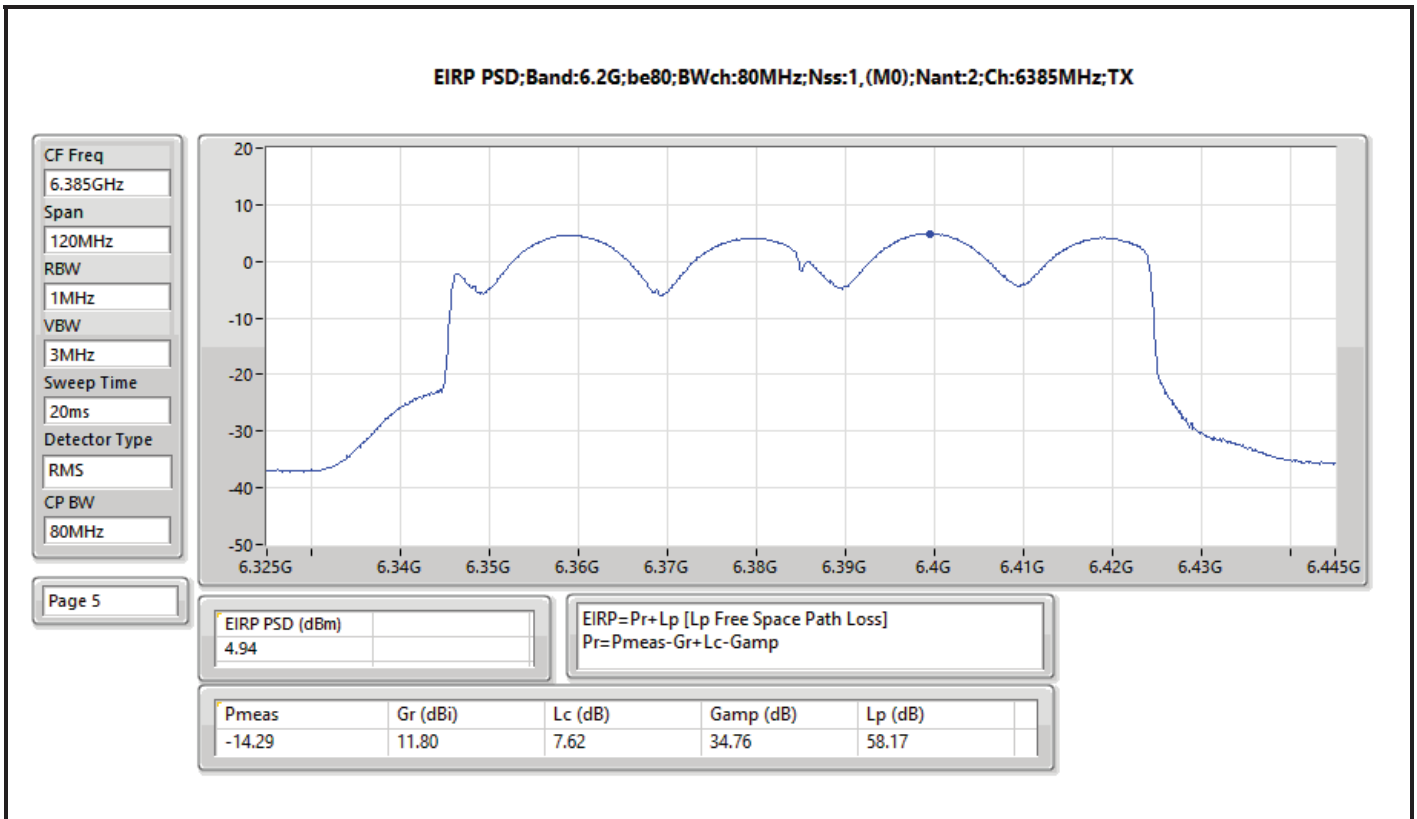


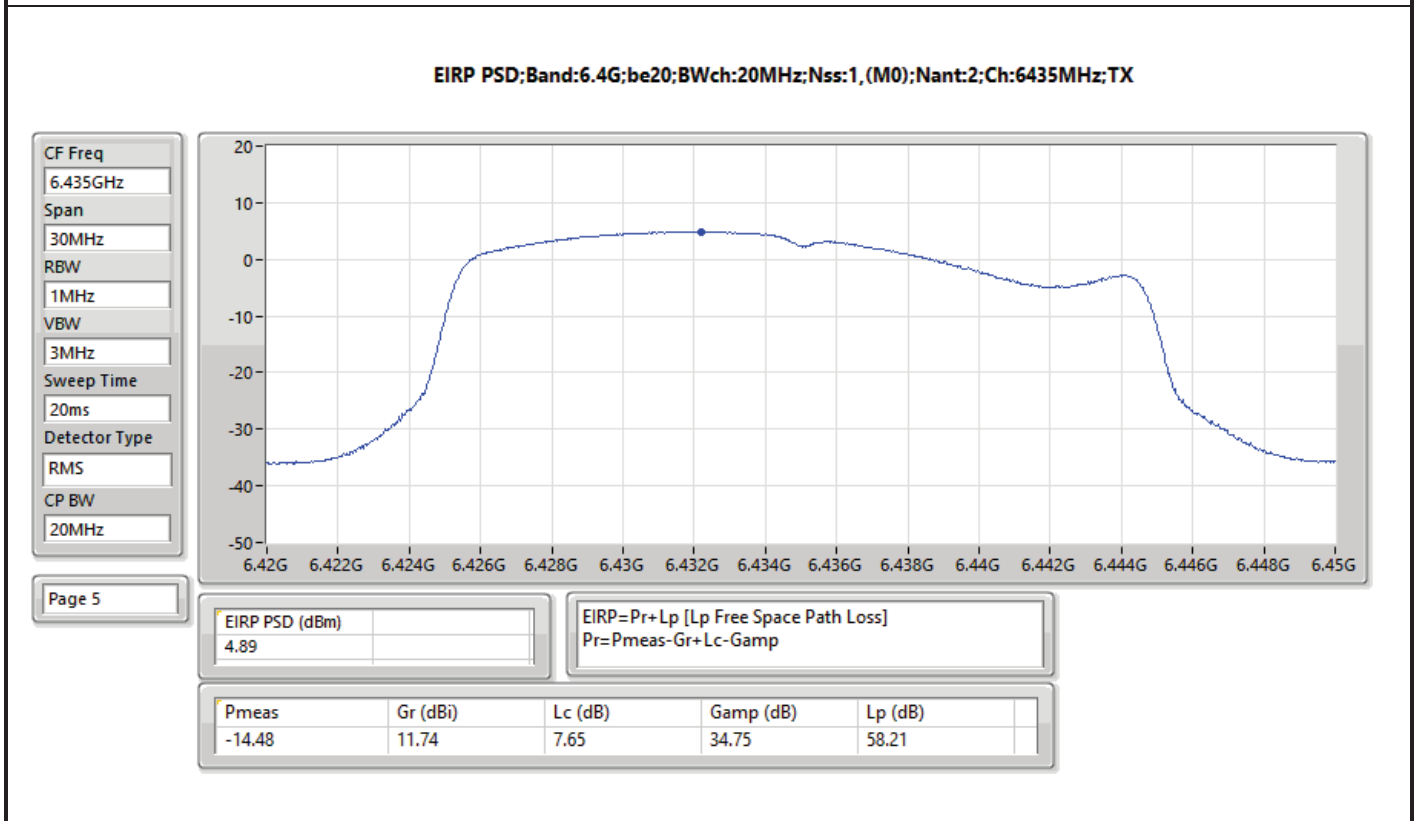
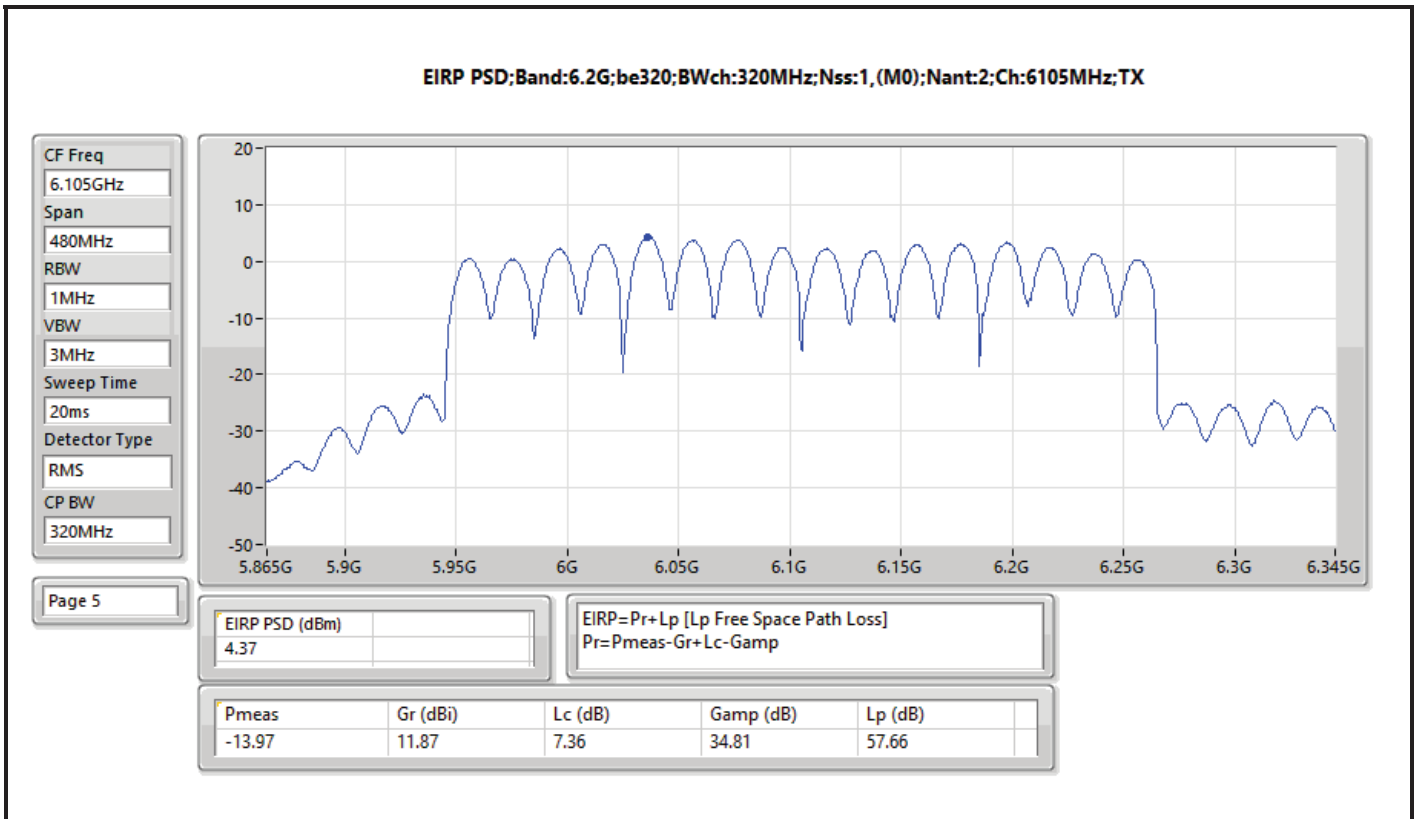
Result

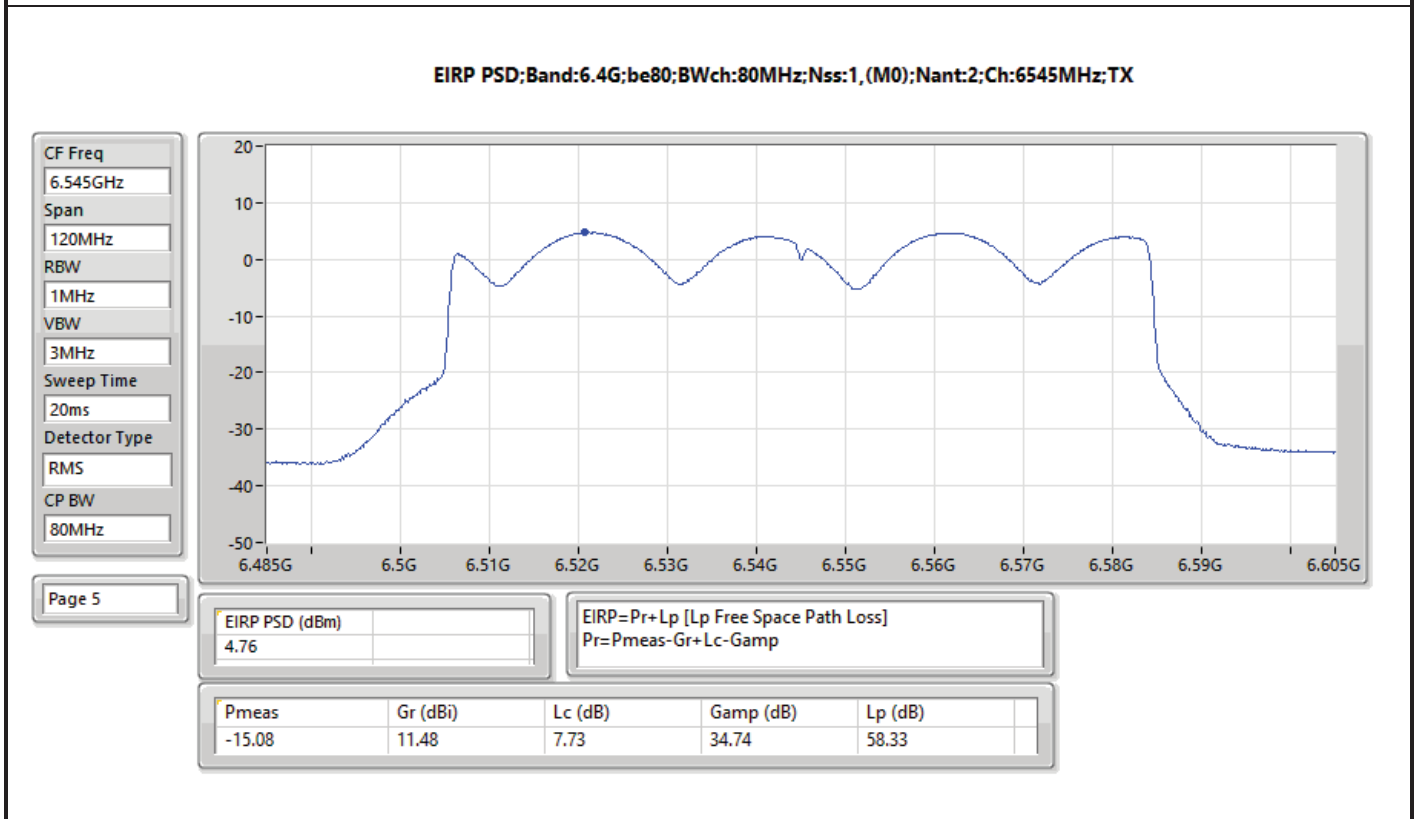
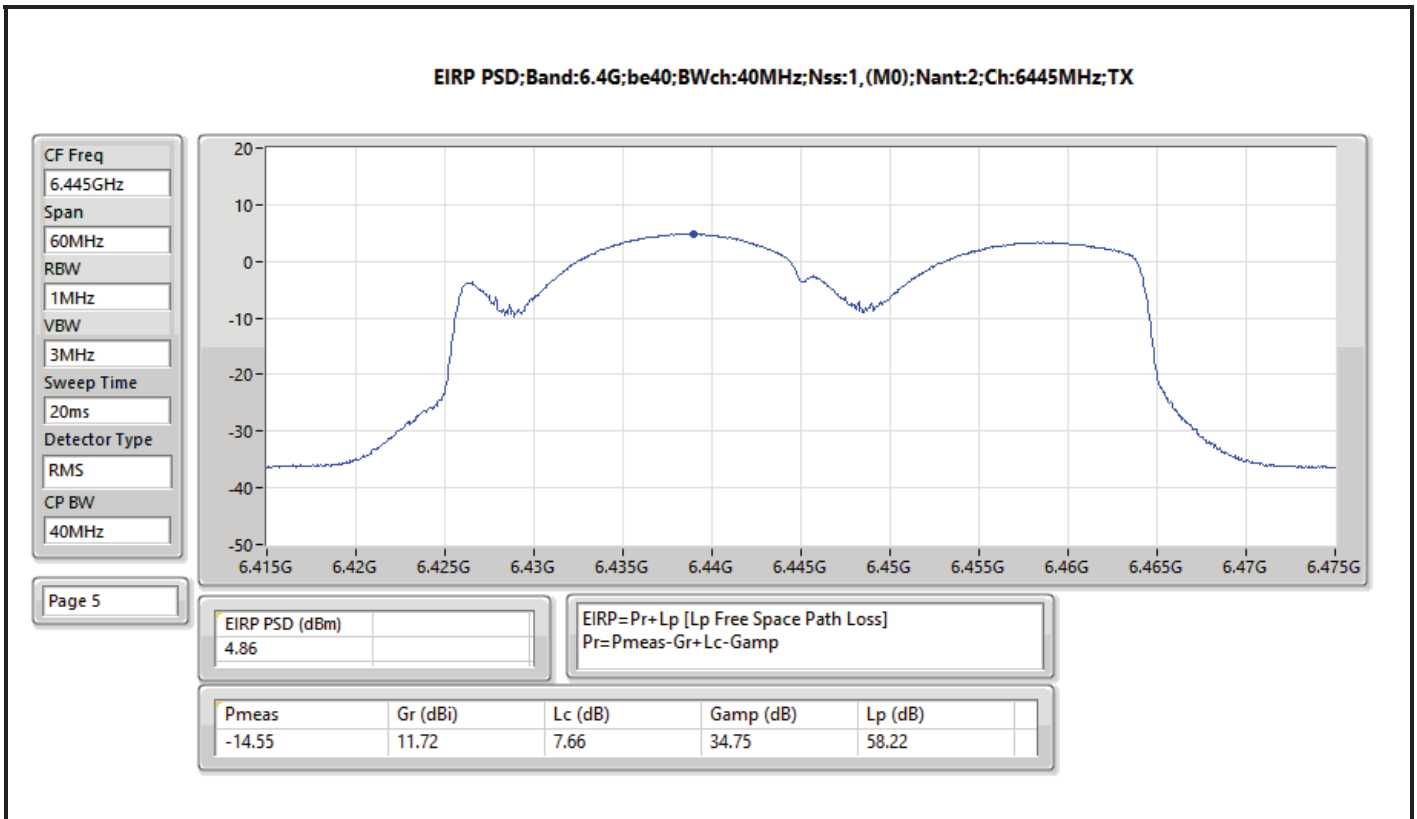
Mode	Result	EIRP PD (dBm/RBW)	EIRP PD Limit (dBm/RBW)
802.11be EHT20_Nss1,(MCS0)_2TX	-	-	-
5955MHz	Pass	4.43	5.00
6195MHz	Pass	4.76	5.00
6415MHz	Pass	4.95	5.00
6435MHz	Pass	4.89	5.00
6475MHz	Pass	4.81	5.00
6515MHz	Pass	4.18	5.00
6535MHz	Pass	4.99	5.00
6695MHz	Pass	4.38	5.00
6875MHz	Pass	4.63	5.00
6895MHz	Pass	4.71	5.00
6995MHz	Pass	4.12	5.00
7095MHz	Pass	4.77	5.00
7115MHz	Pass	-2.48	5.00
802.11be EHT40_Nss1,(MCS0)_2TX	-	-	-
5965MHz	Pass	4.31	5.00
6205MHz	Pass	4.91	5.00
6405MHz	Pass	4.85	5.00
6445MHz	Pass	4.86	5.00
6485MHz	Pass	4.76	5.00
6525MHz	Pass	4.65	5.00
6565MHz	Pass	4.52	5.00
6685MHz	Pass	4.54	5.00
6885MHz	Pass	4.97	5.00
6925MHz	Pass	4.95	5.00
7005MHz	Pass	4.15	5.00
7085MHz	Pass	4.04	5.00
802.11be EHT80_Nss1,(MCS0)_2TX	-	-	-
5985MHz	Pass	4.33	5.00
6225MHz	Pass	4.44	5.00
6385MHz	Pass	4.94	5.00
6465MHz	Pass	4.00	5.00
6545MHz	Pass	4.76	5.00
6625MHz	Pass	4.92	5.00
6705MHz	Pass	4.86	5.00
6785MHz	Pass	4.23	5.00
6865MHz	Pass	4.22	5.00
6945MHz	Pass	4.76	5.00
7025MHz	Pass	4.75	5.00
802.11be EHT160_Nss1,(MCS0)_2TX	-	-	-
6025MHz	Pass	4.22	5.00
6185MHz	Pass	4.57	5.00
6345MHz	Pass	4.25	5.00
6505MHz	Pass	4.41	5.00
6665MHz	Pass	4.33	5.00
6825MHz	Pass	4.47	5.00
6985MHz	Pass	4.16	5.00
802.11be EHT320_Nss1,(MCS0)_2TX	-	-	-
6105MHz	Pass	4.73	5.00
6265MHz	Pass	4.09	5.00
6425MHz	Pass	4.31	5.00
6585MHz	Pass	4.26	5.00
6745MHz	Pass	4.41	5.00
6905MHz	Pass	3.07	5.00

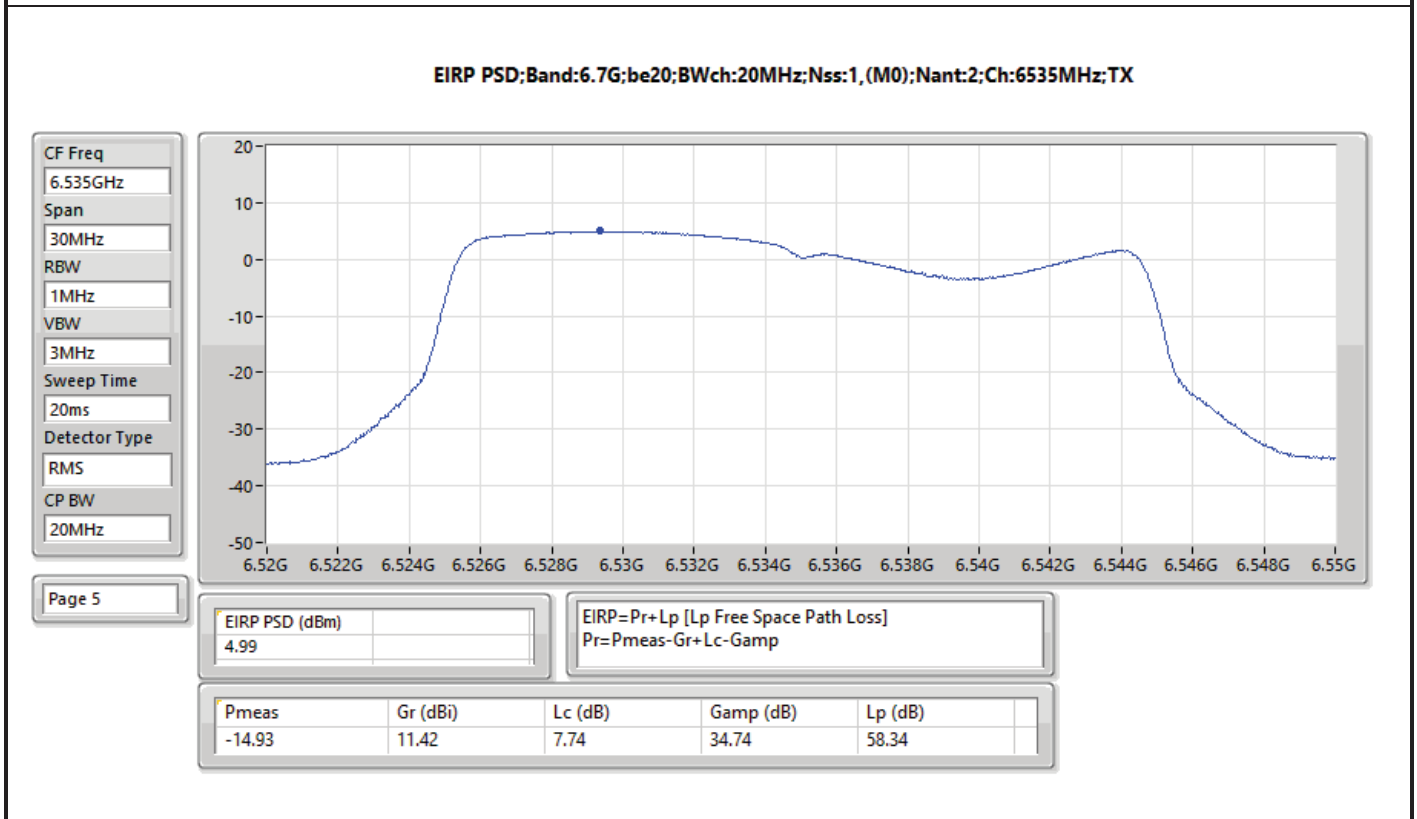
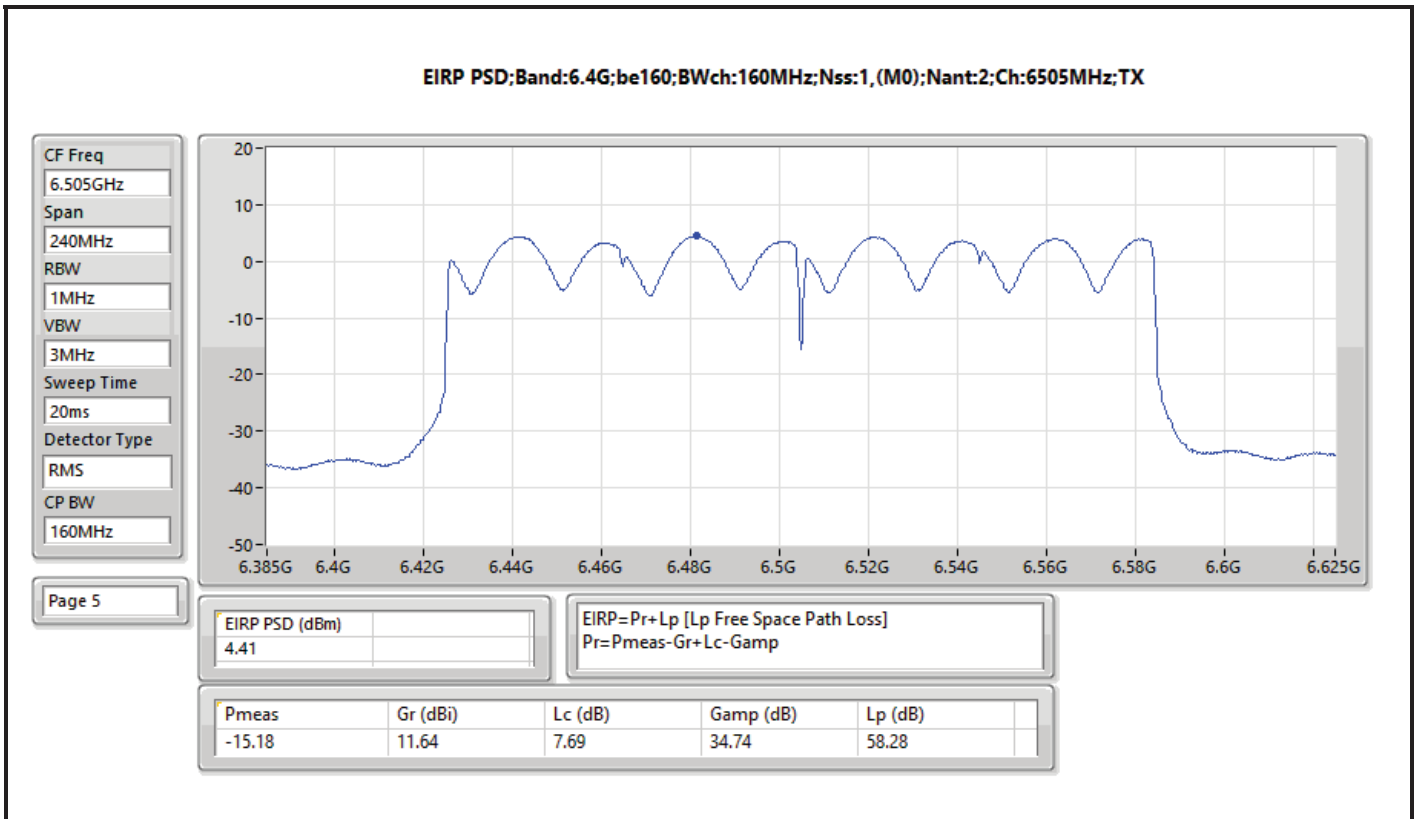
DG = Directional Gain; RBW = 500kHz for 5.725-5.85GHz band / 1MHz for other band;
 PD = trace bin-by-bin of each transmits port summing can be performed maximum power density; Port X = Port X Power Density;

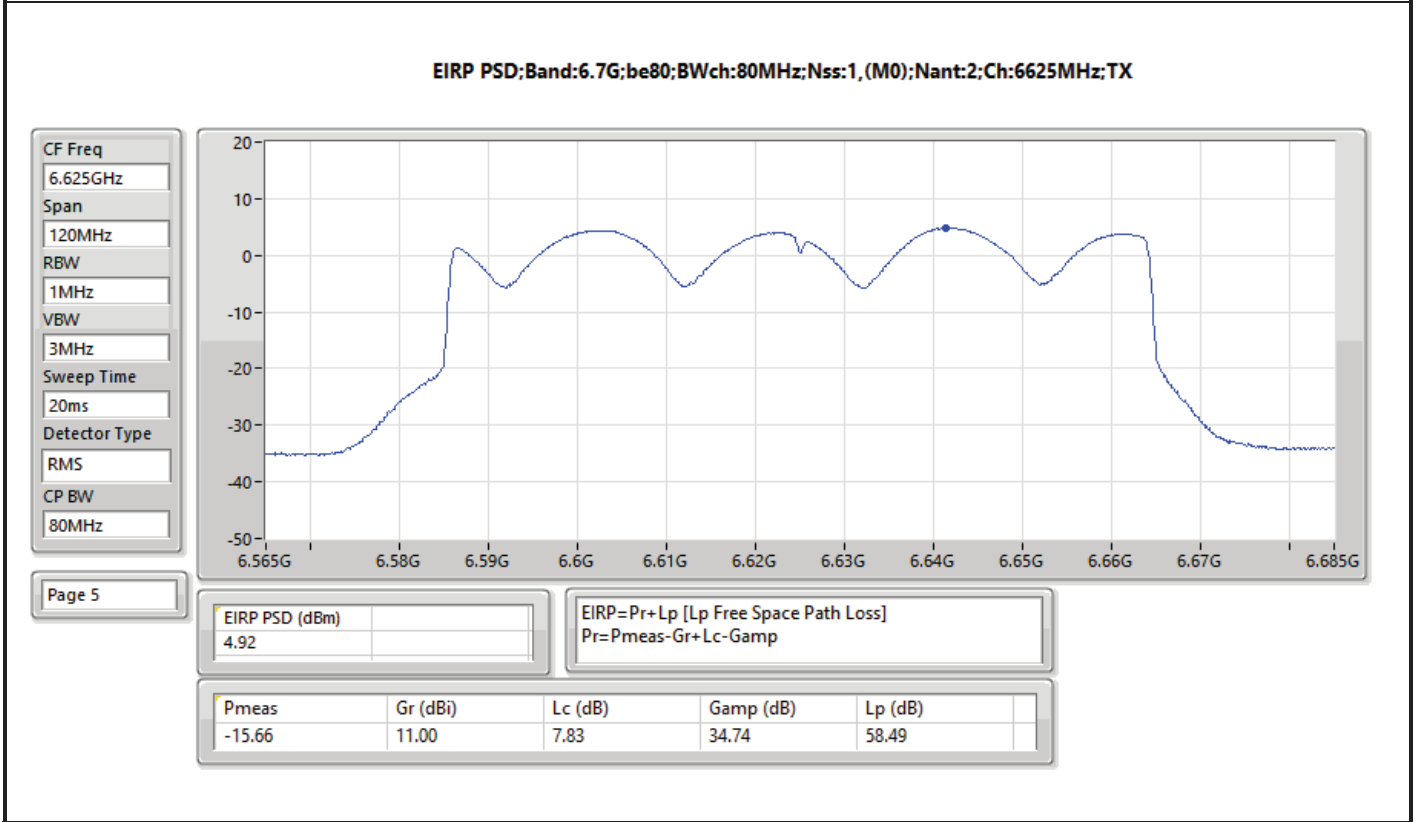
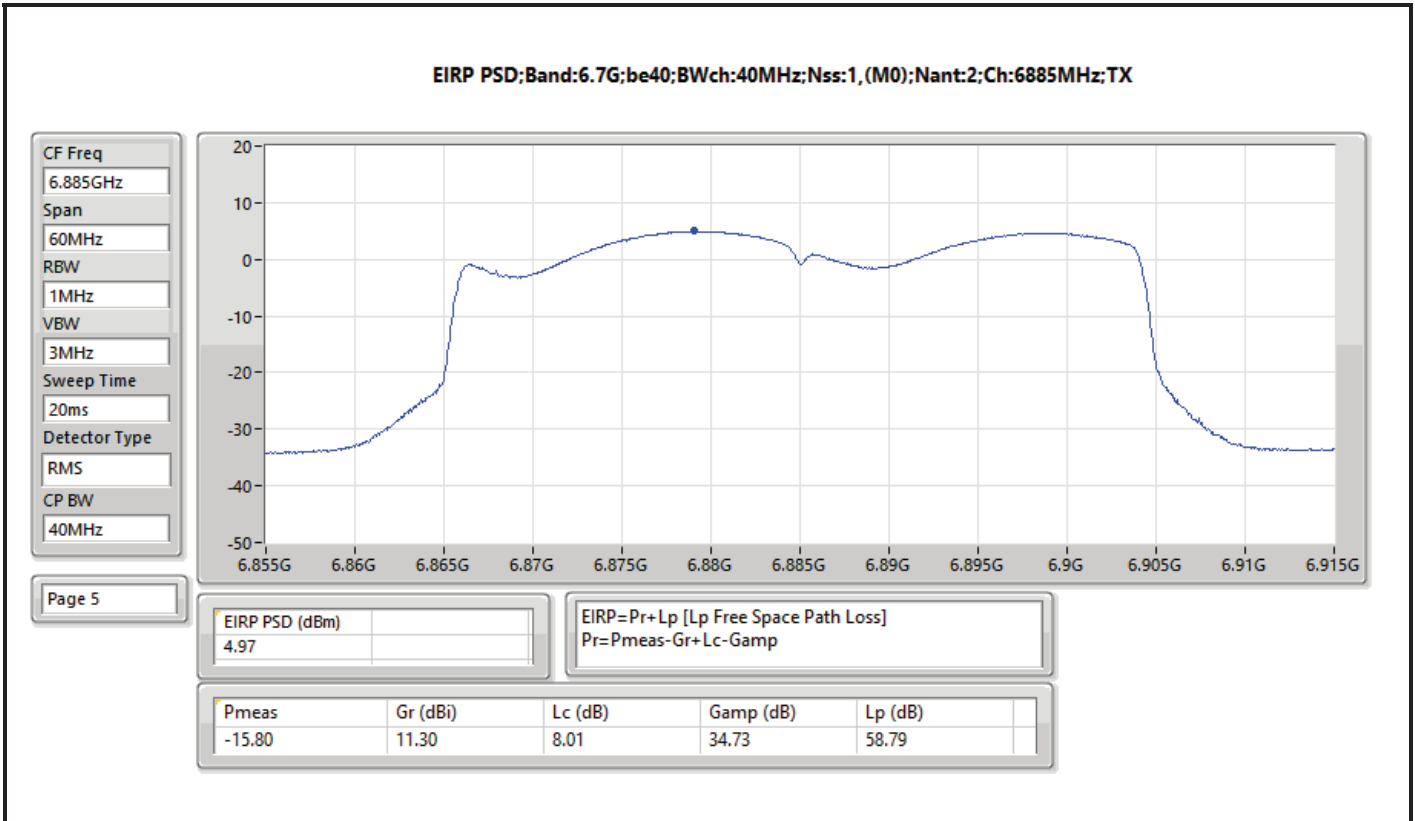


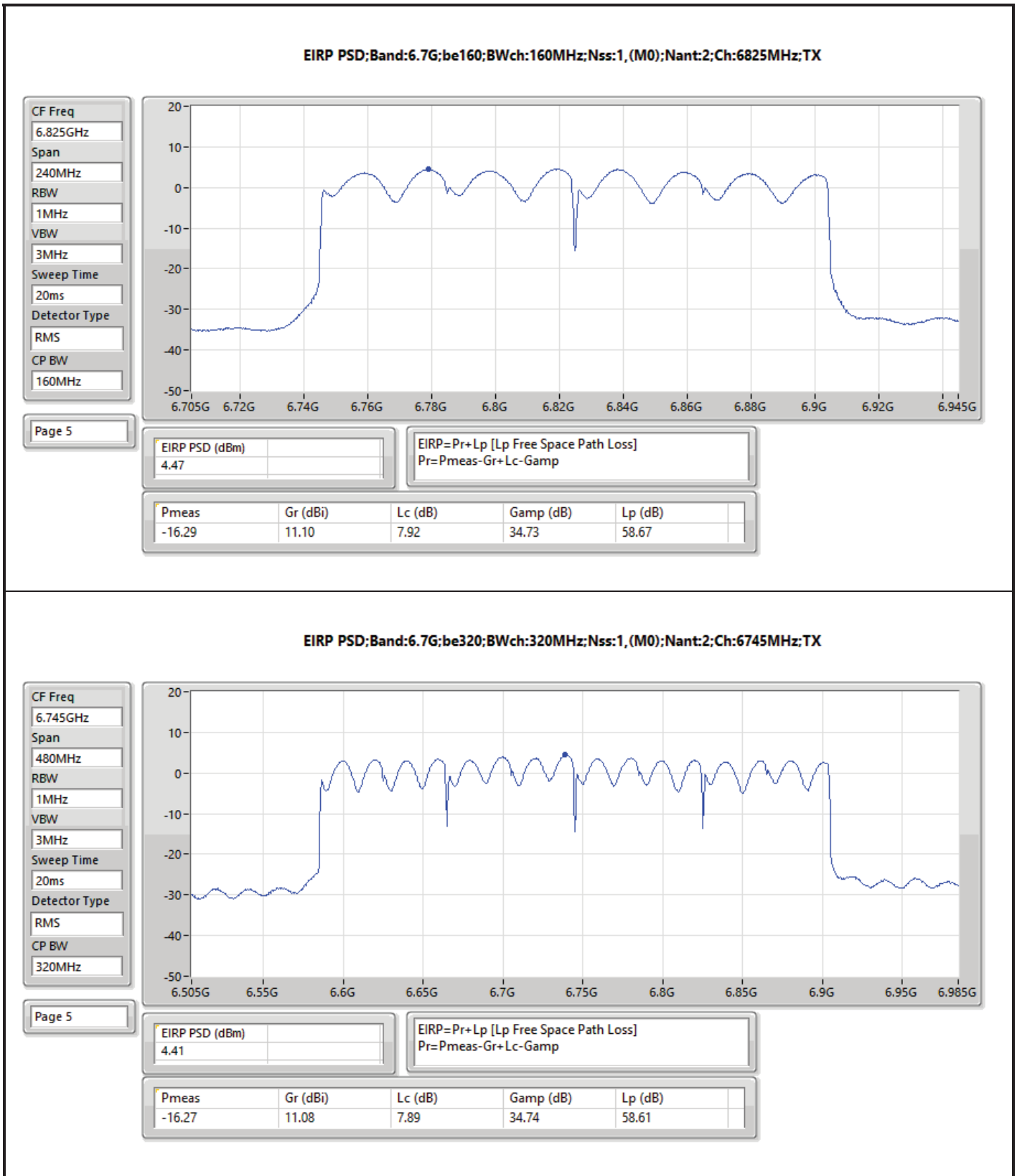


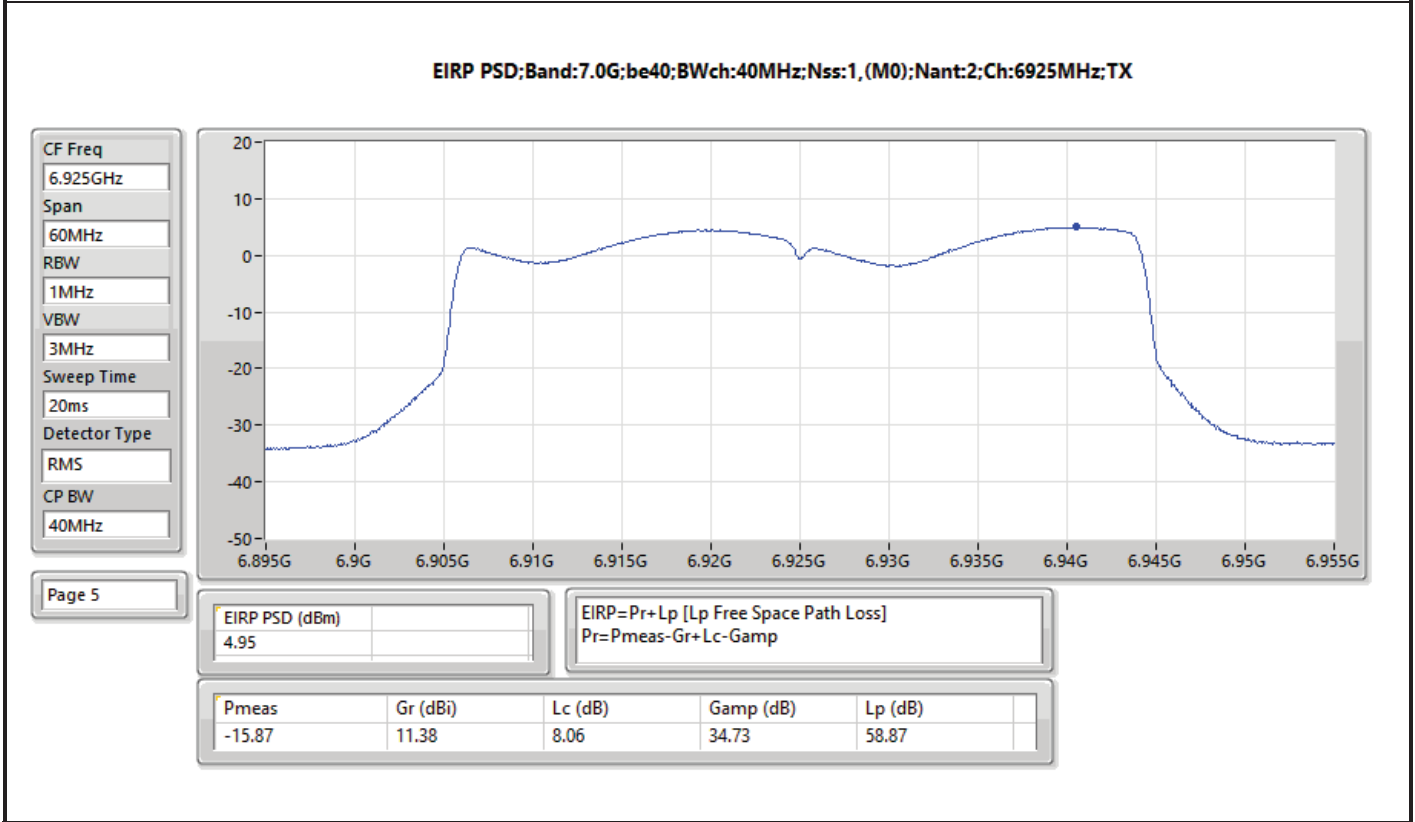
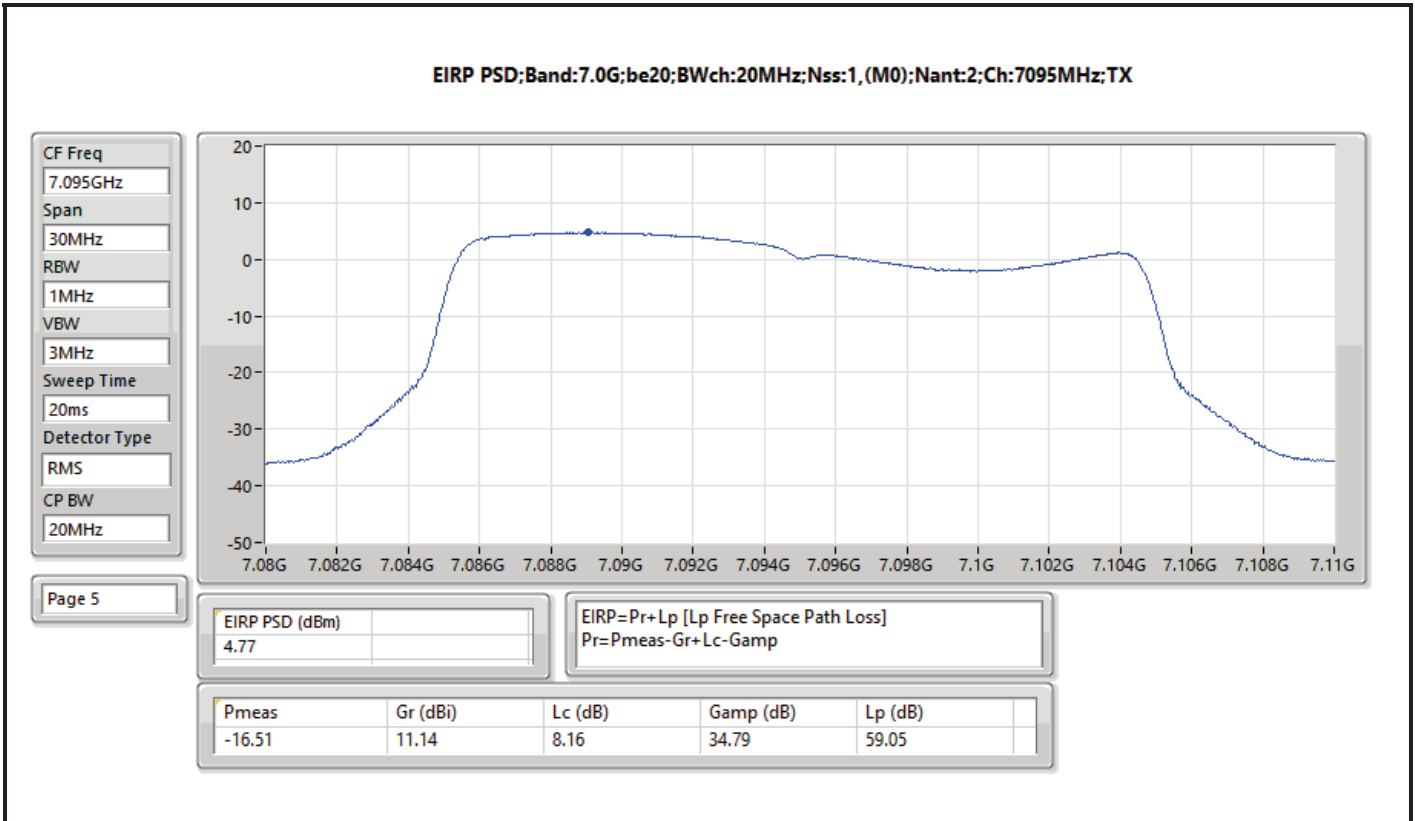


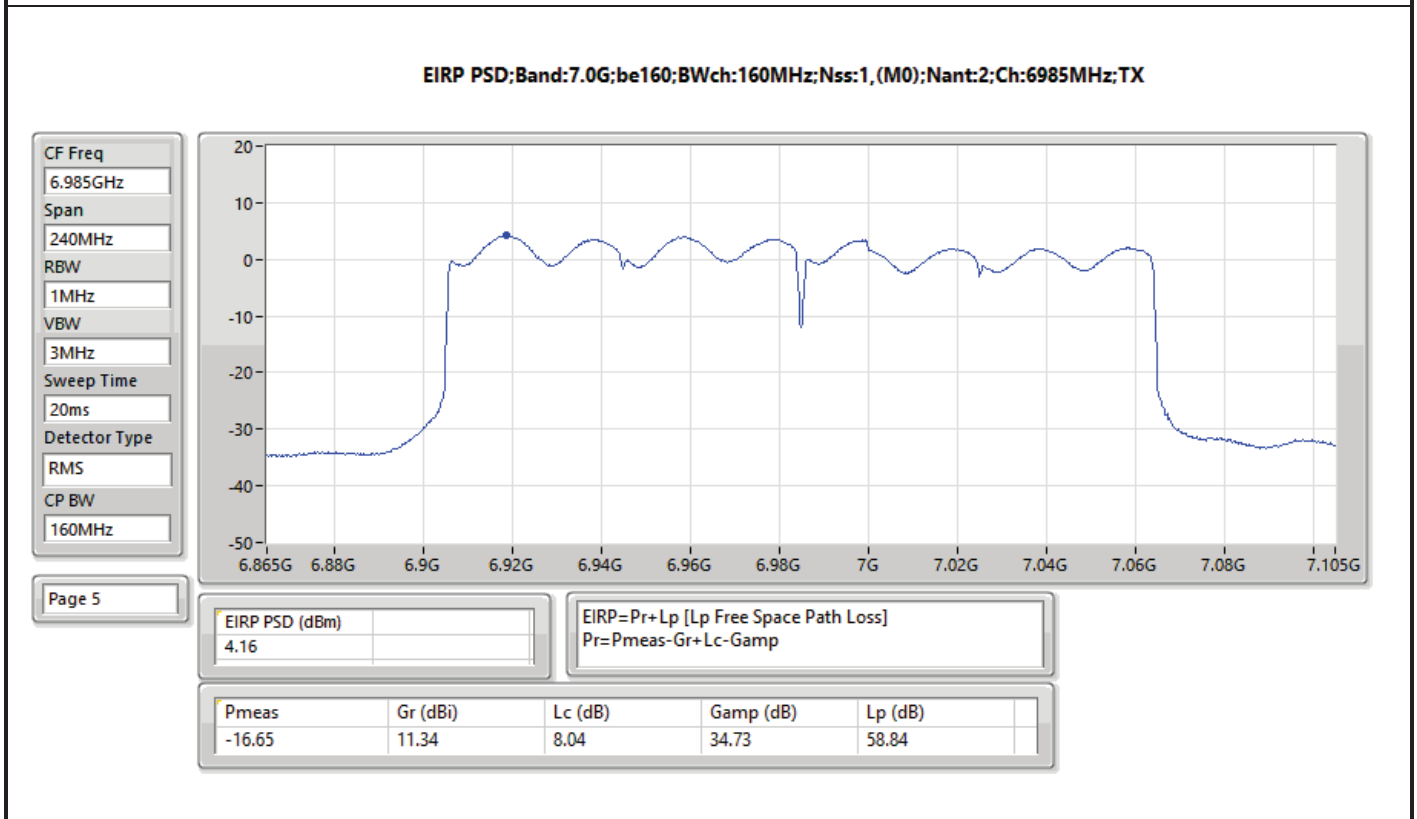
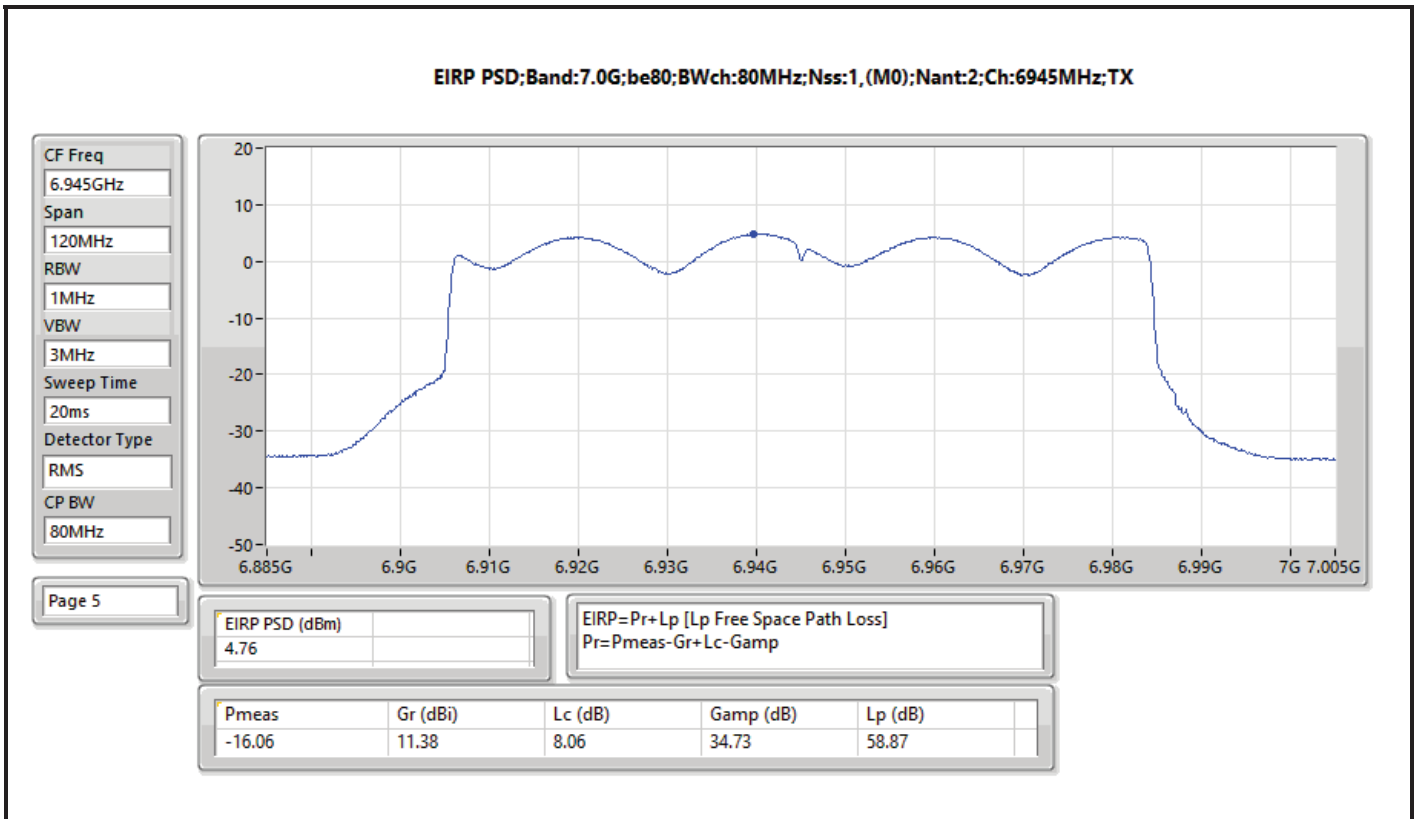


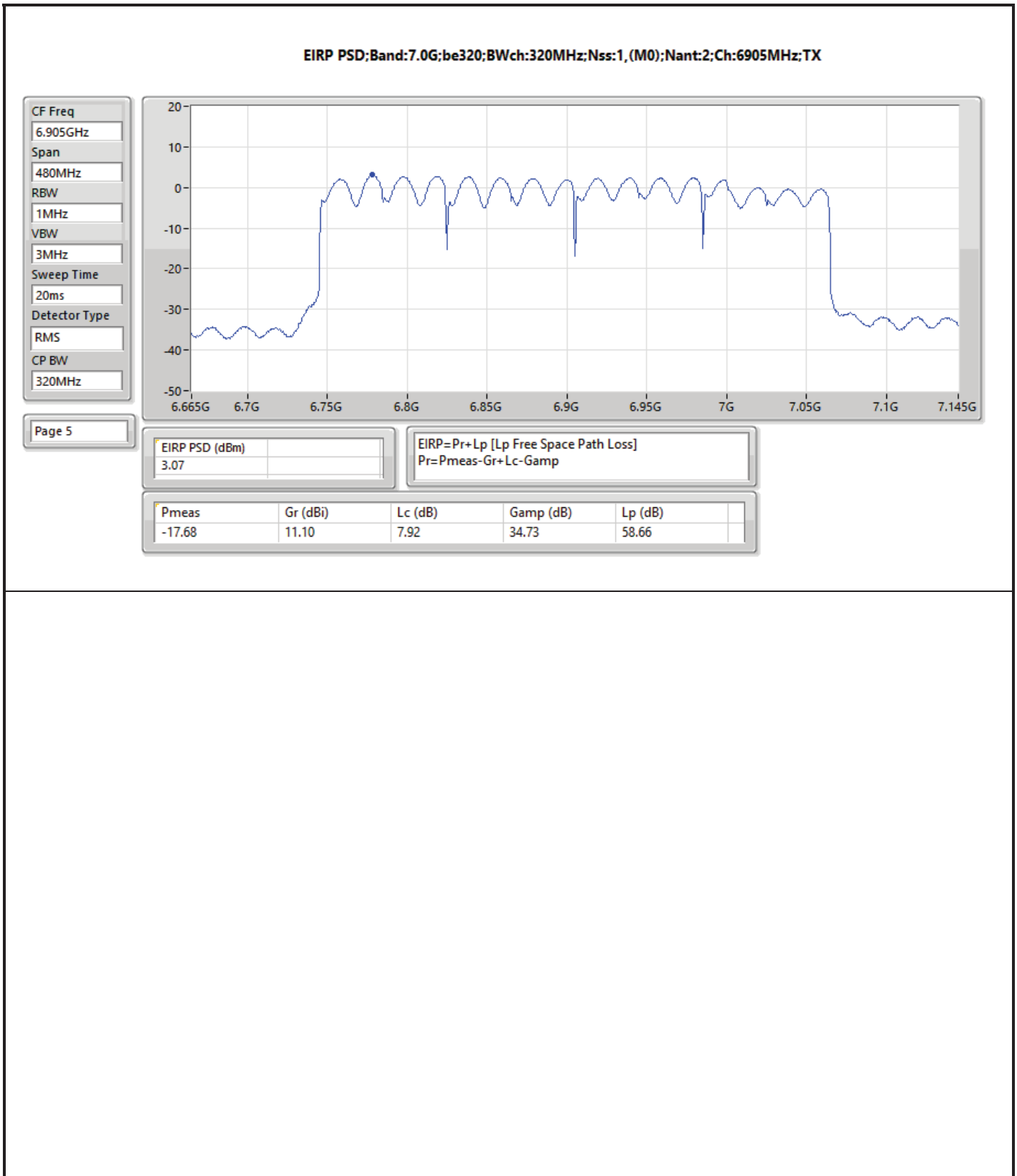














Summary

Mode	EIRP PD (dBm/RBW)
5.925-6.425GHz	-
802.11be EHT20-BF_Nss1,(MCS0)_2TX	4.87
802.11be EHT40-BF_Nss1,(MCS0)_2TX	4.97
802.11be EHT80-BF_Nss1,(MCS0)_2TX	4.22
802.11be EHT160-BF_Nss1,(MCS0)_2TX	4.79
802.11be EHT320-BF_Nss1,(MCS0)_2TX	3.85
6.425-6.525GHz	-
802.11be EHT20-BF_Nss1,(MCS0)_2TX	4.62
802.11be EHT40-BF_Nss1,(MCS0)_2TX	4.98
802.11be EHT80-BF_Nss1,(MCS0)_2TX	4.74
802.11be EHT160-BF_Nss1,(MCS0)_2TX	3.10
6.525-6.875GHz	-
802.11be EHT20-BF_Nss1,(MCS0)_2TX	4.57
802.11be EHT40-BF_Nss1,(MCS0)_2TX	4.66
802.11be EHT80-BF_Nss1,(MCS0)_2TX	4.82
802.11be EHT160-BF_Nss1,(MCS0)_2TX	4.42
802.11be EHT320-BF_Nss1,(MCS0)_2TX	3.37
6.875-7.125GHz	-
802.11be EHT20-BF_Nss1,(MCS0)_2TX	4.83
802.11be EHT40-BF_Nss1,(MCS0)_2TX	4.25
802.11be EHT80-BF_Nss1,(MCS0)_2TX	4.53
802.11be EHT160-BF_Nss1,(MCS0)_2TX	4.03
802.11be EHT320-BF_Nss1,(MCS0)_2TX	2.35

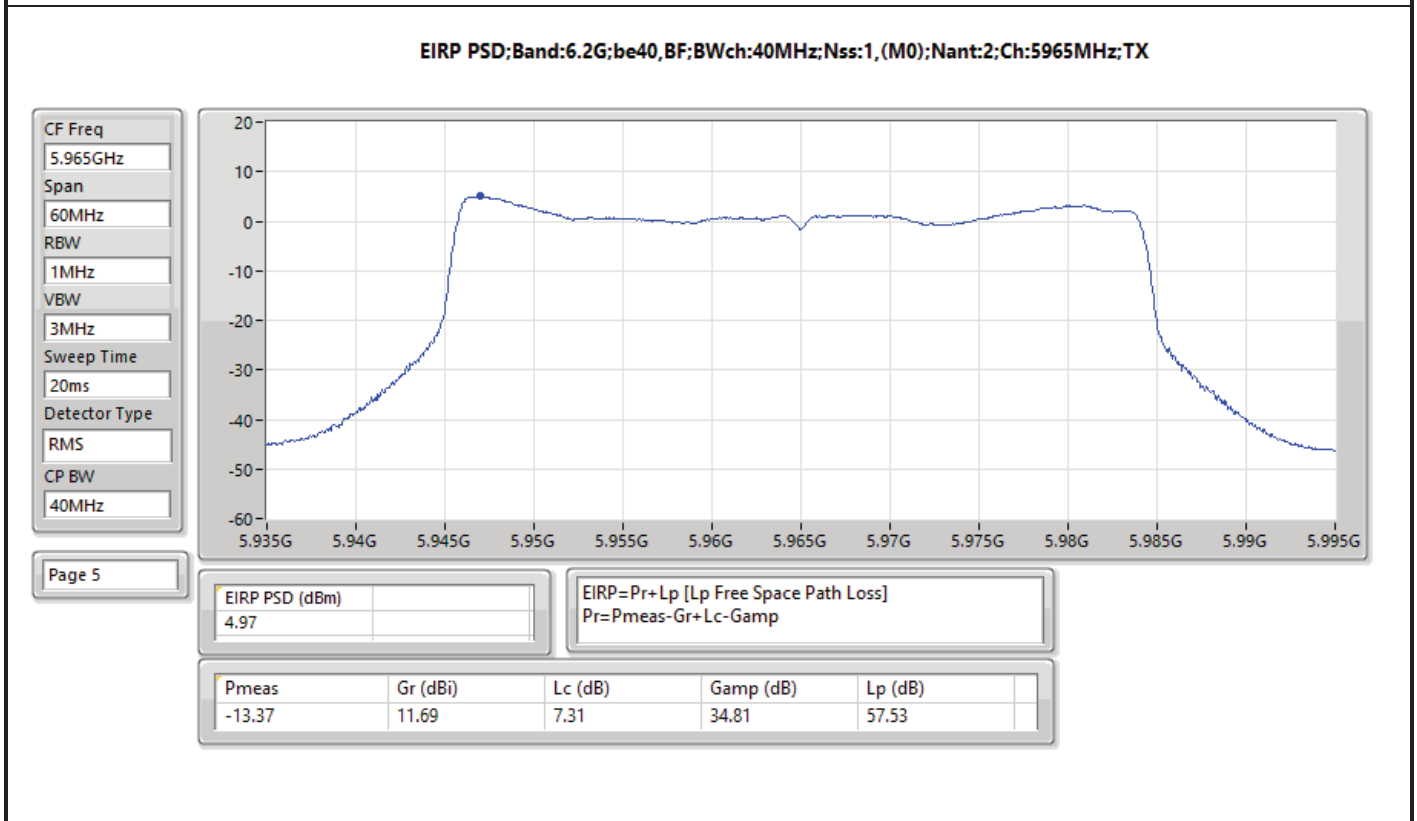
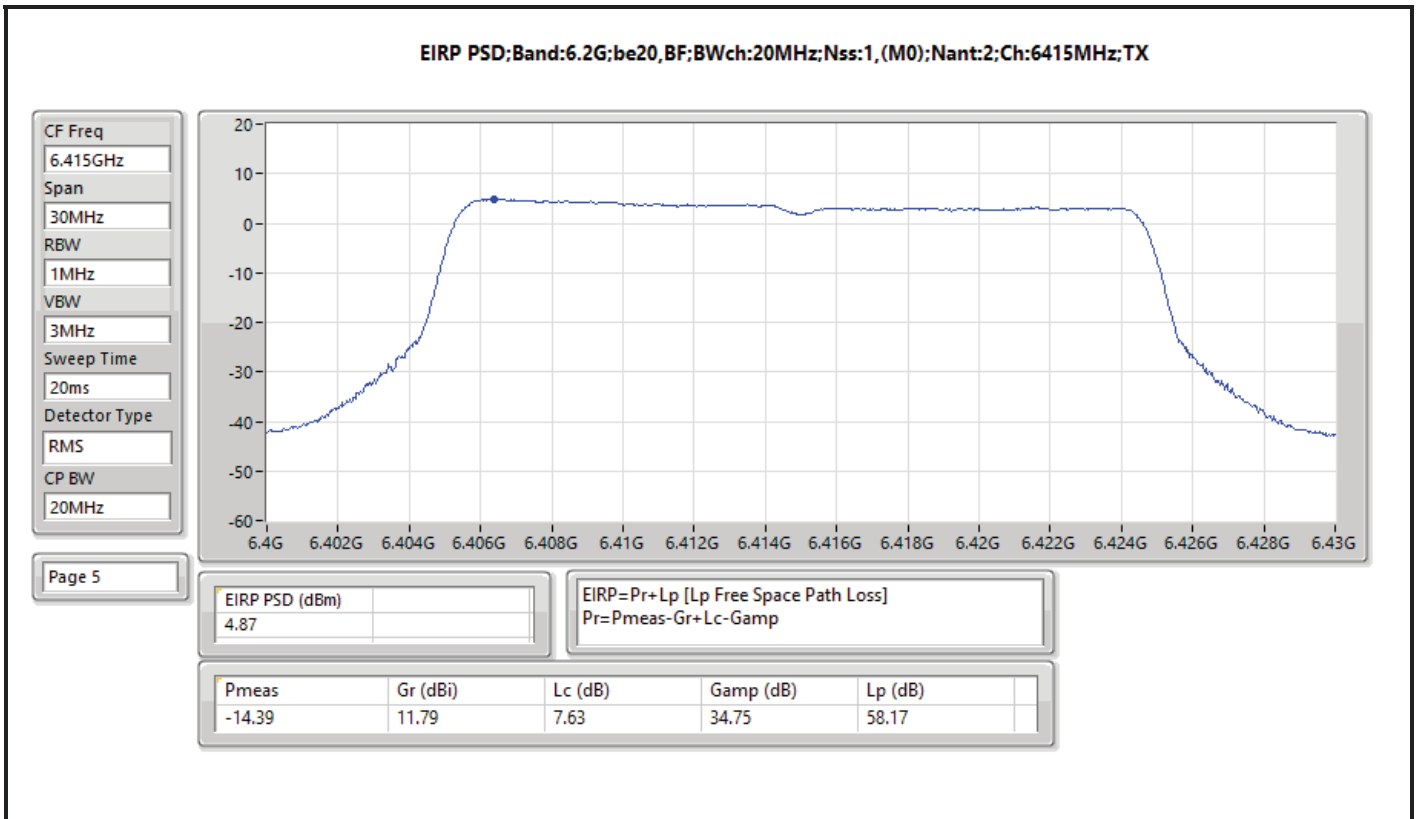
RBW = 500kHz for 5.725-5.85GHz band / 1MHz for other band;

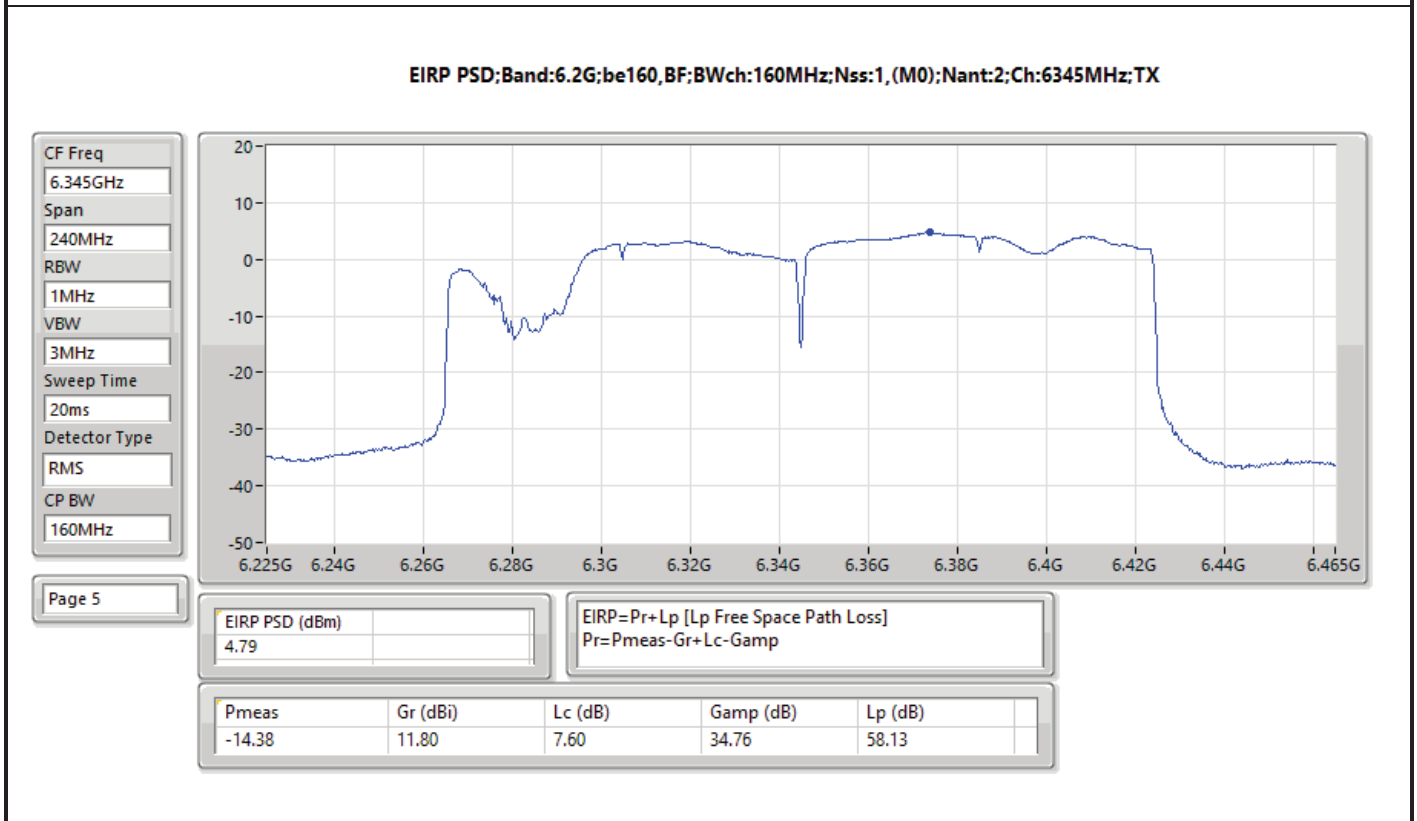
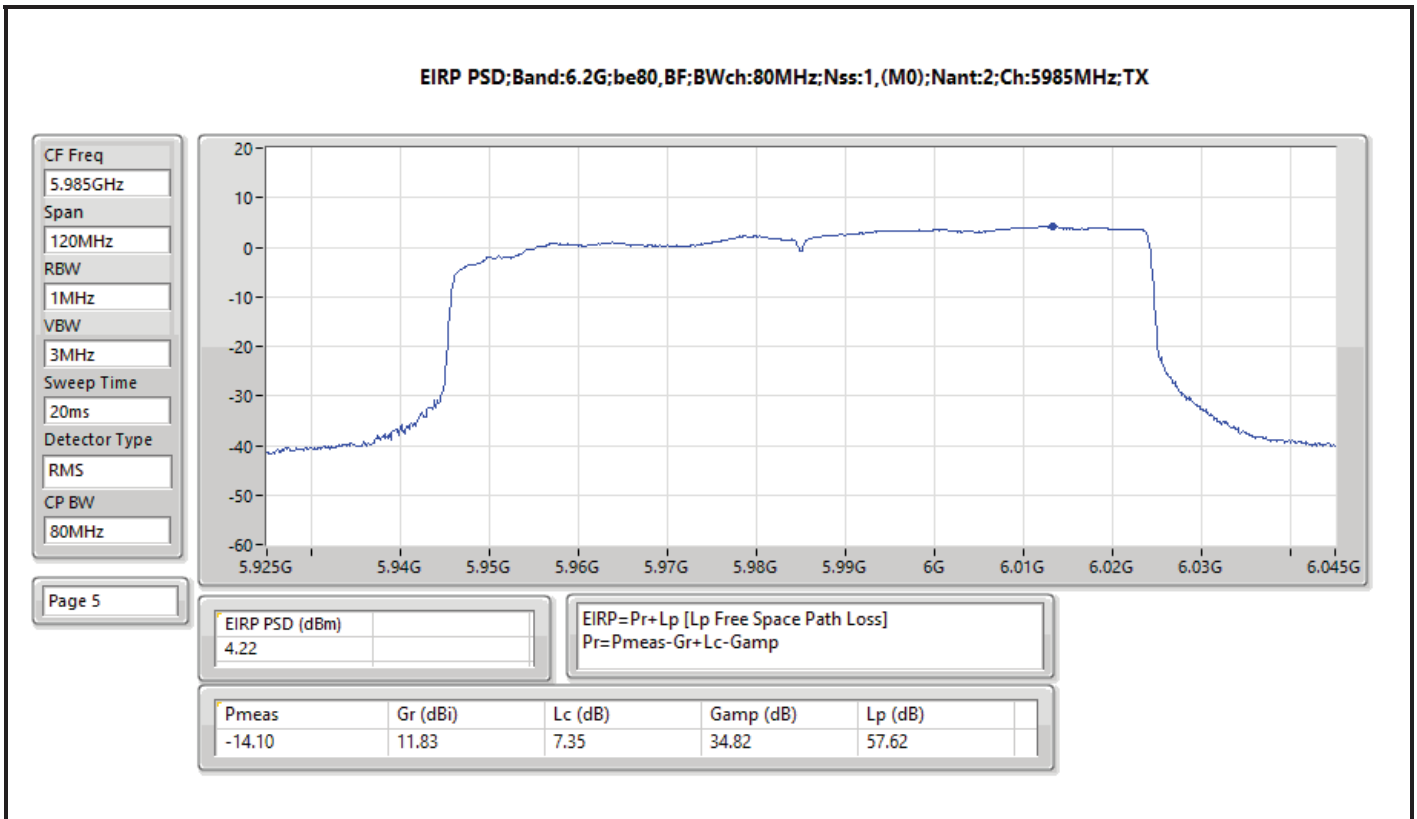


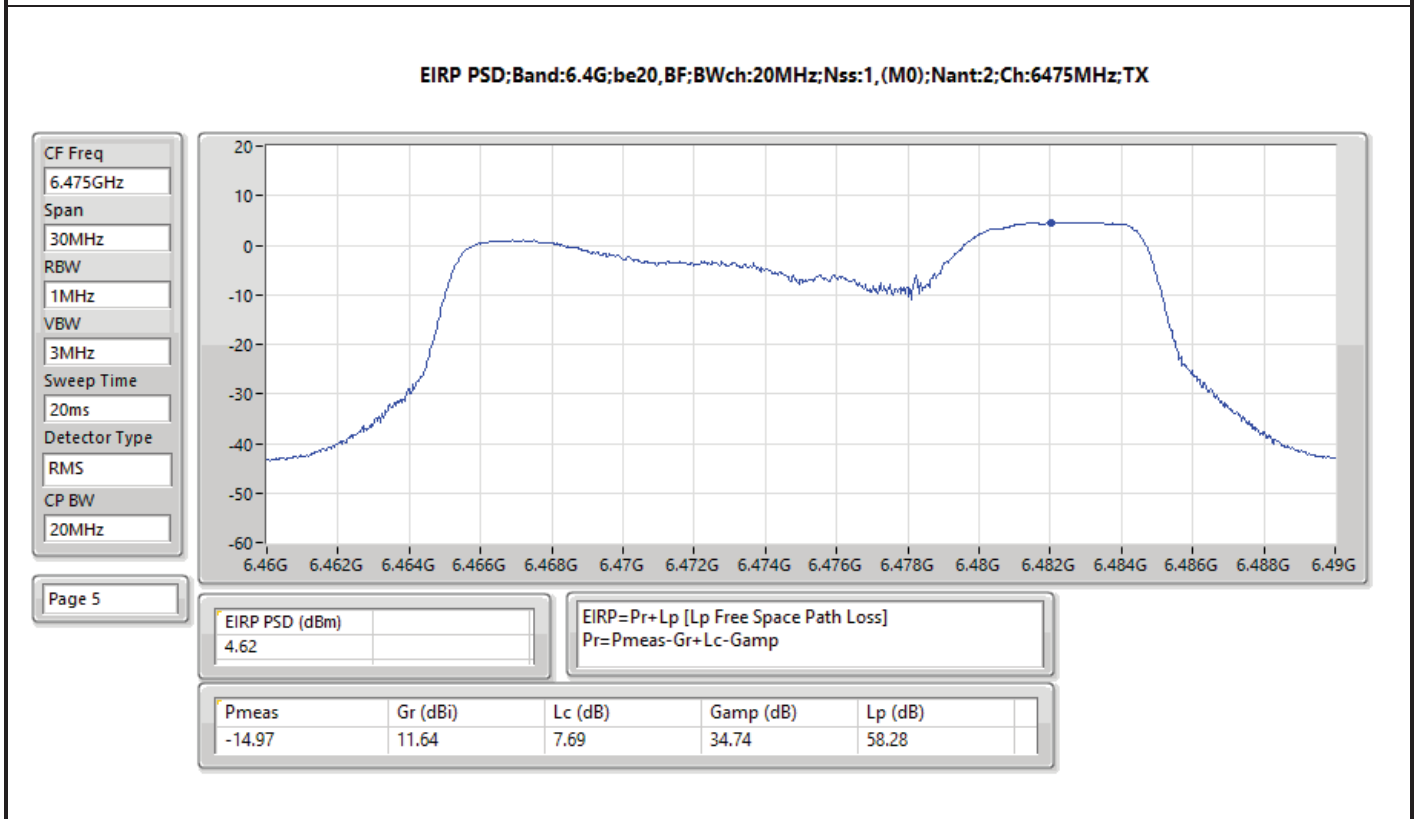
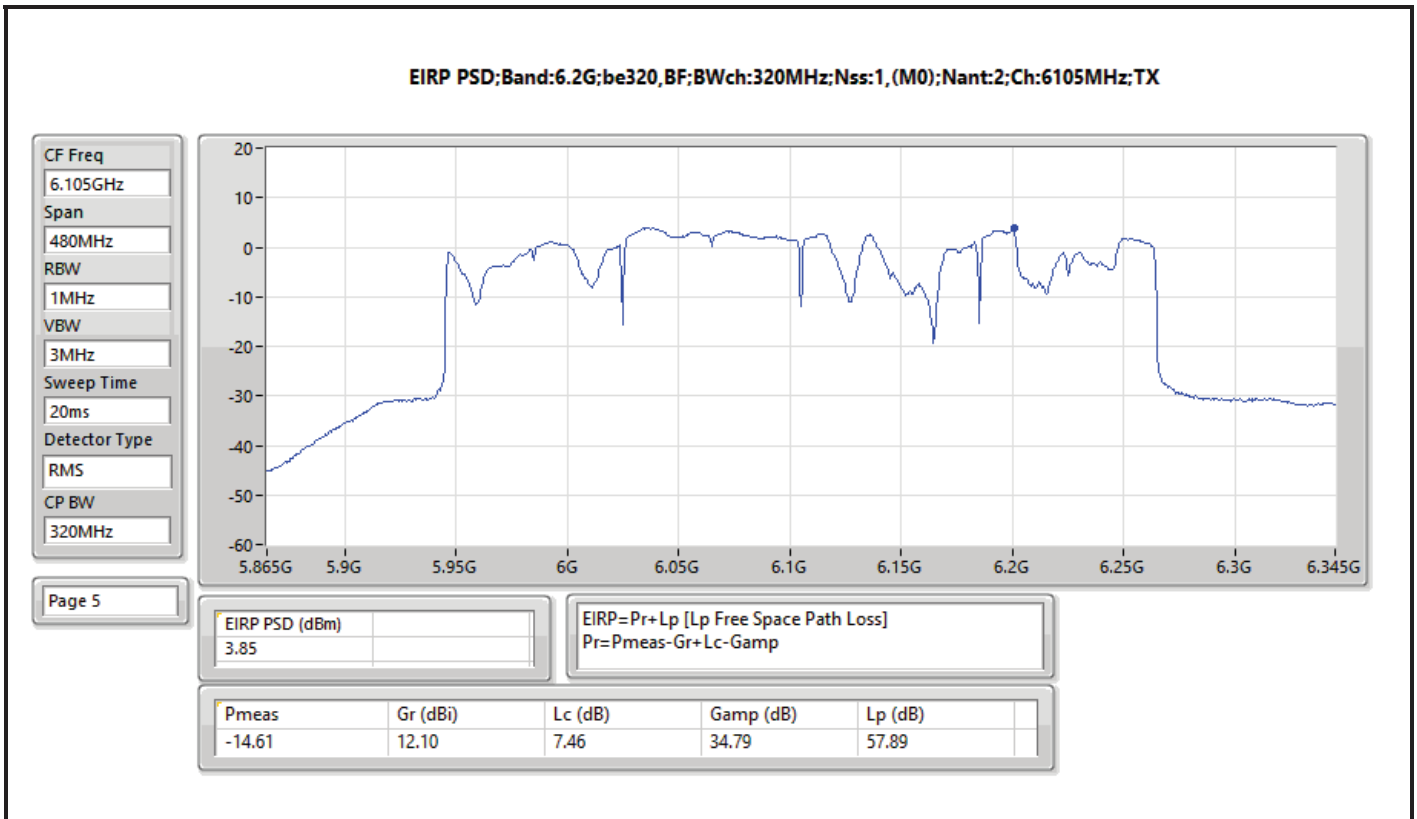
Result

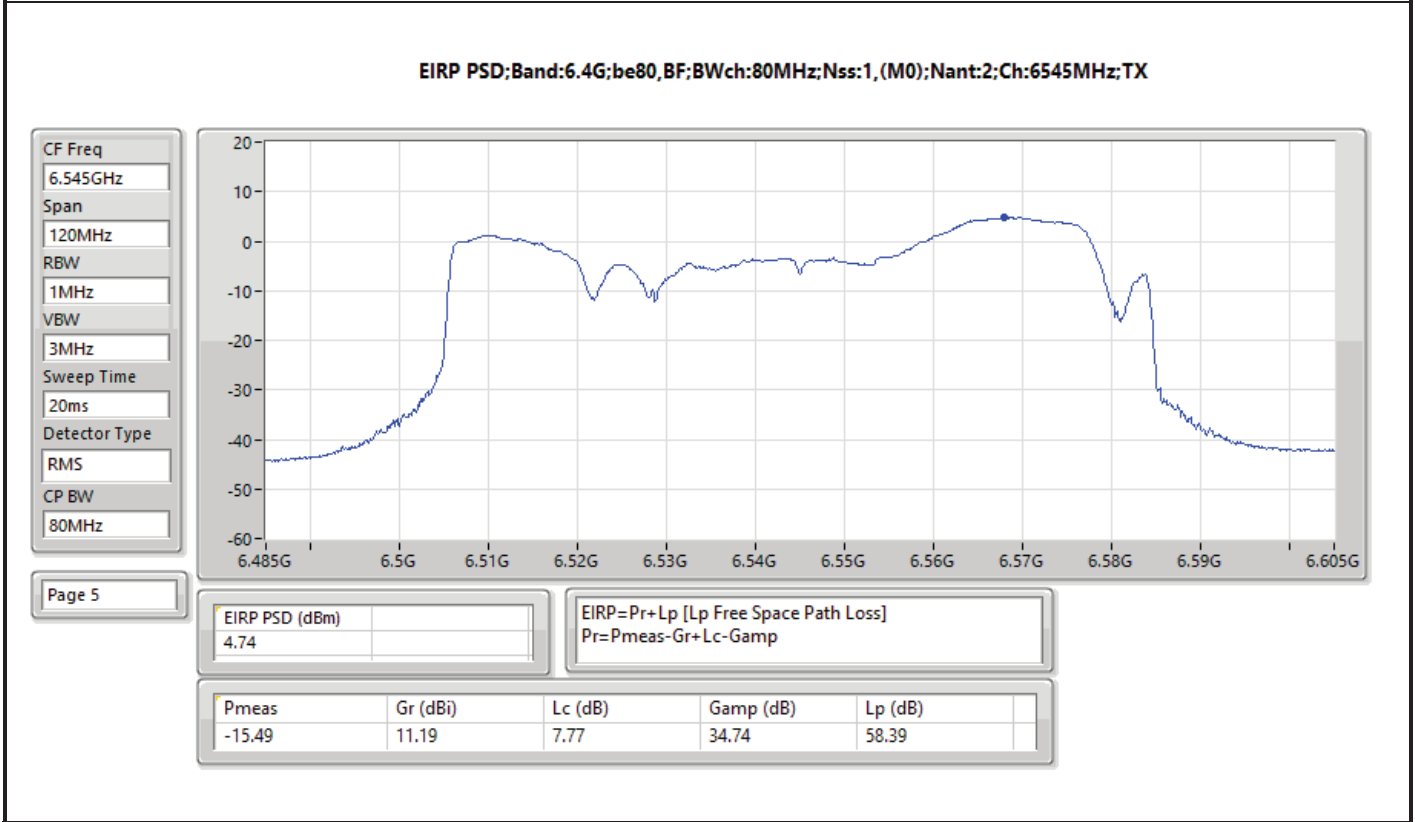
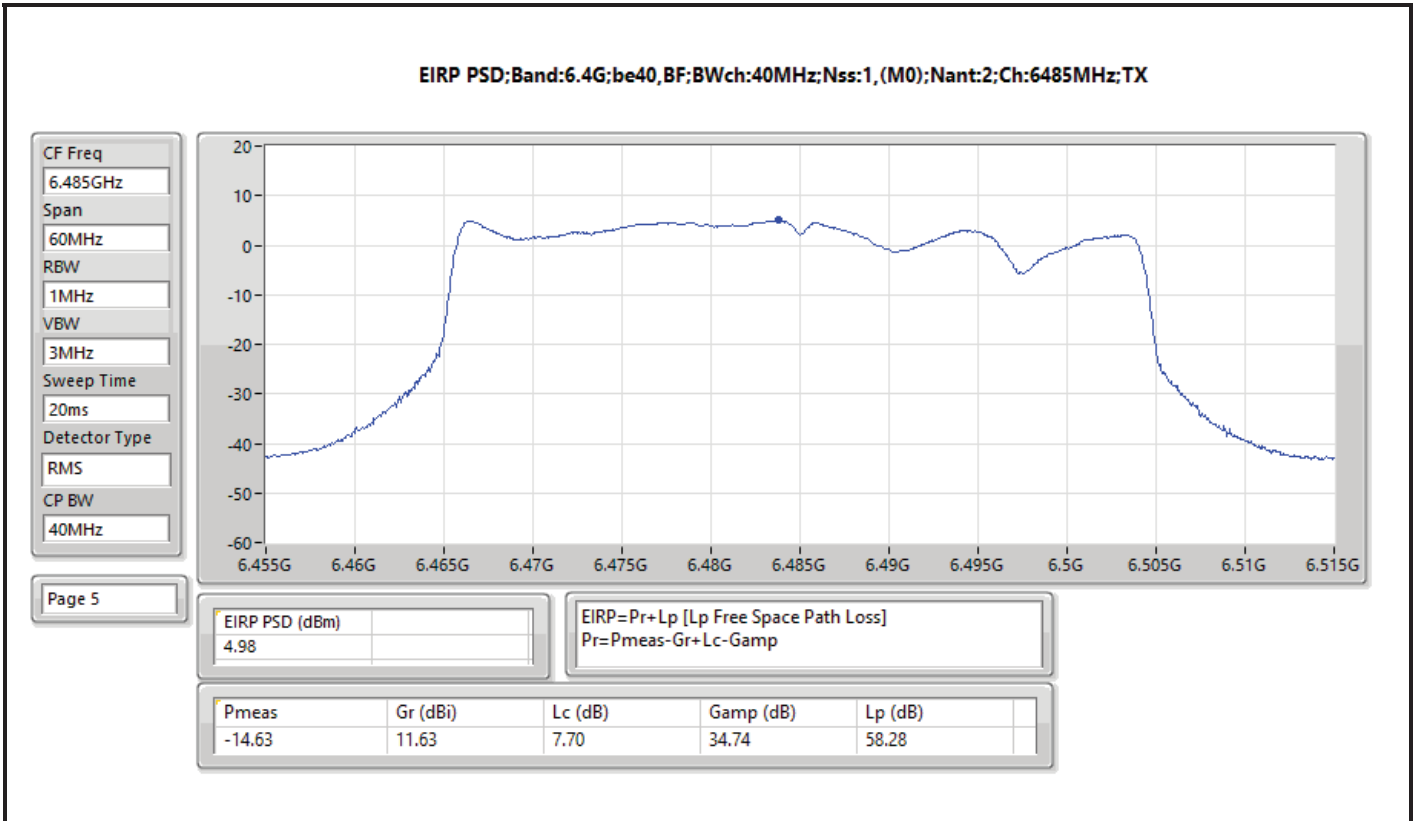
Mode	Result	EIRP PD (dBm/RBW)	EIRP PD Limit (dBm/RBW)
802.11be EHT20-BF_Nss1,(MCS0)_2TX	-	-	-
5955MHz	Pass	4.08	5.00
6195MHz	Pass	4.59	5.00
6415MHz	Pass	4.87	5.00
6435MHz	Pass	4.58	5.00
6475MHz	Pass	4.62	5.00
6515MHz	Pass	4.26	5.00
6535MHz	Pass	4.13	5.00
6695MHz	Pass	4.57	5.00
6875MHz	Pass	4.07	5.00
6895MHz	Pass	4.57	5.00
6995MHz	Pass	4.09	5.00
7095MHz	Pass	4.46	5.00
7115MHz	Pass	4.83	5.00
802.11be EHT40-BF_Nss1,(MCS0)_2TX	-	-	-
5965MHz	Pass	4.97	5.00
6205MHz	Pass	4.50	5.00
6405MHz	Pass	4.92	5.00
6445MHz	Pass	4.38	5.00
6485MHz	Pass	4.98	5.00
6525MHz	Pass	4.88	5.00
6565MHz	Pass	4.66	5.00
6685MHz	Pass	4.23	5.00
6885MHz	Pass	4.37	5.00
6925MHz	Pass	4.07	5.00
7005MHz	Pass	4.25	5.00
7085MHz	Pass	4.24	5.00
802.11be EHT80-BF_Nss1,(MCS0)_2TX	-	-	-
5985MHz	Pass	4.22	5.00
6225MHz	Pass	4.12	5.00
6385MHz	Pass	4.11	5.00
6465MHz	Pass	4.66	5.00
6545MHz	Pass	4.74	5.00
6625MHz	Pass	4.68	5.00
6705MHz	Pass	4.35	5.00
6785MHz	Pass	4.82	5.00
6865MHz	Pass	4.65	5.00
6945MHz	Pass	4.19	5.00
7025MHz	Pass	4.53	5.00
802.11be EHT160-BF_Nss1,(MCS0)_2TX	-	-	-
6025MHz	Pass	4.08	5.00
6185MHz	Pass	4.40	5.00
6345MHz	Pass	4.79	5.00
6505MHz	Pass	3.10	5.00
6665MHz	Pass	4.02	5.00
6825MHz	Pass	4.42	5.00
6985MHz	Pass	4.03	5.00
802.11be EHT320-BF_Nss1,(MCS0)_2TX	-	-	-
6105MHz	Pass	3.85	5.00
6265MHz	Pass	2.91	5.00
6425MHz	Pass	3.42	5.00
6585MHz	Pass	3.37	5.00
6745MHz	Pass	2.36	5.00
6905MHz	Pass	2.35	5.00

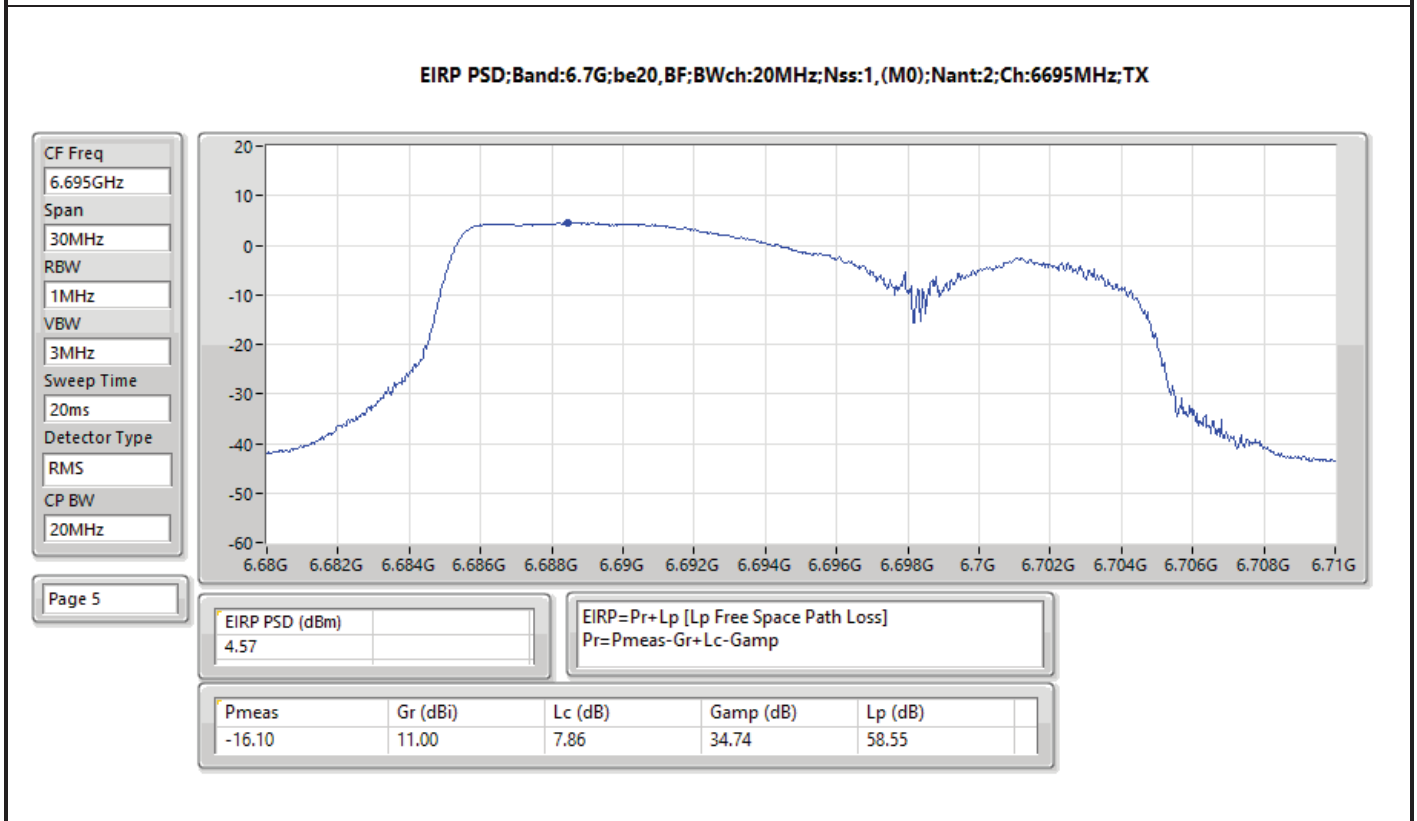
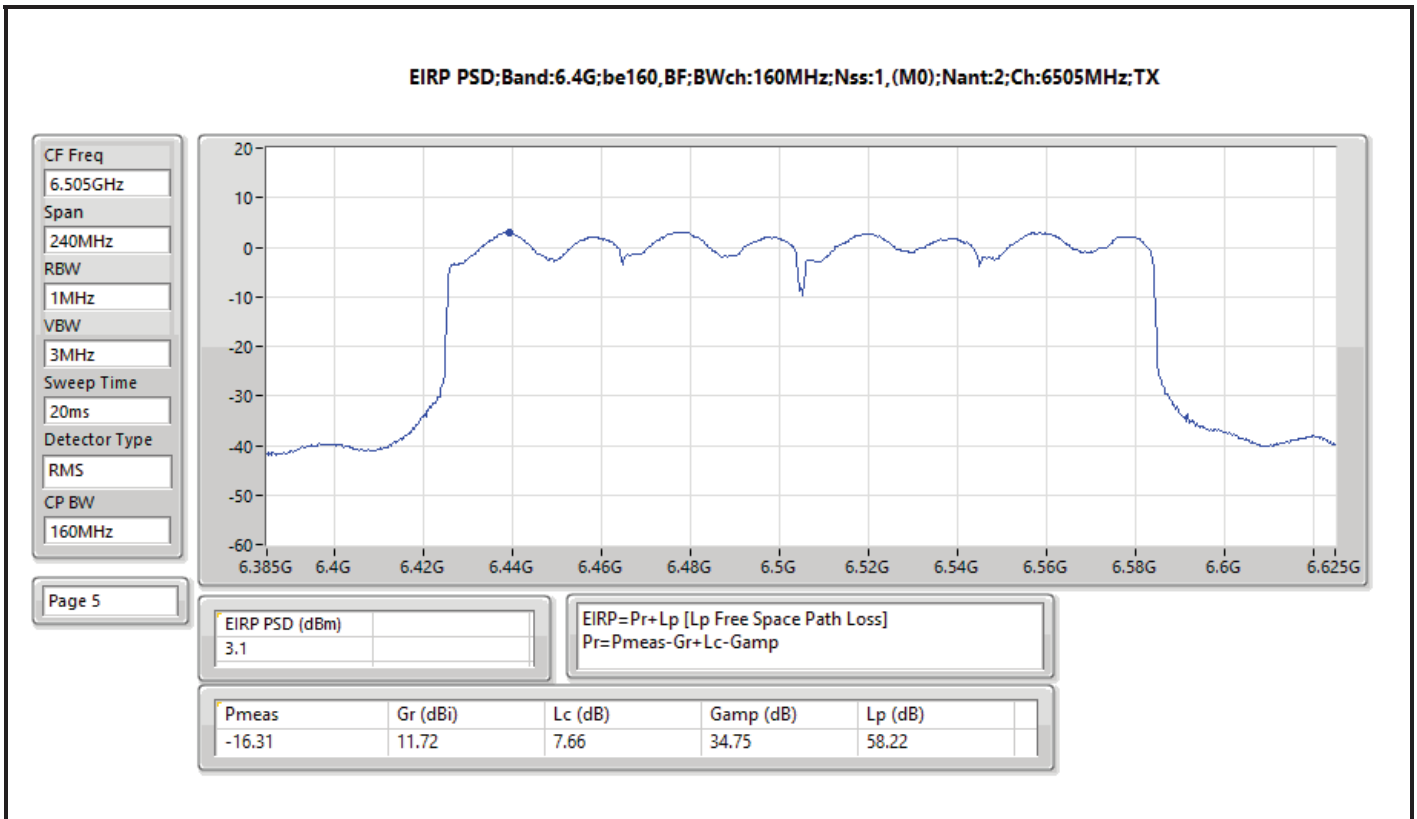
DG = Directional Gain; RBW = 500kHz for 5.725-5.85GHz band / 1MHz for other band;
 PD = trace bin-by-bin of each transmits port summing can be performed maximum power density; Port X = Port X Power Density;

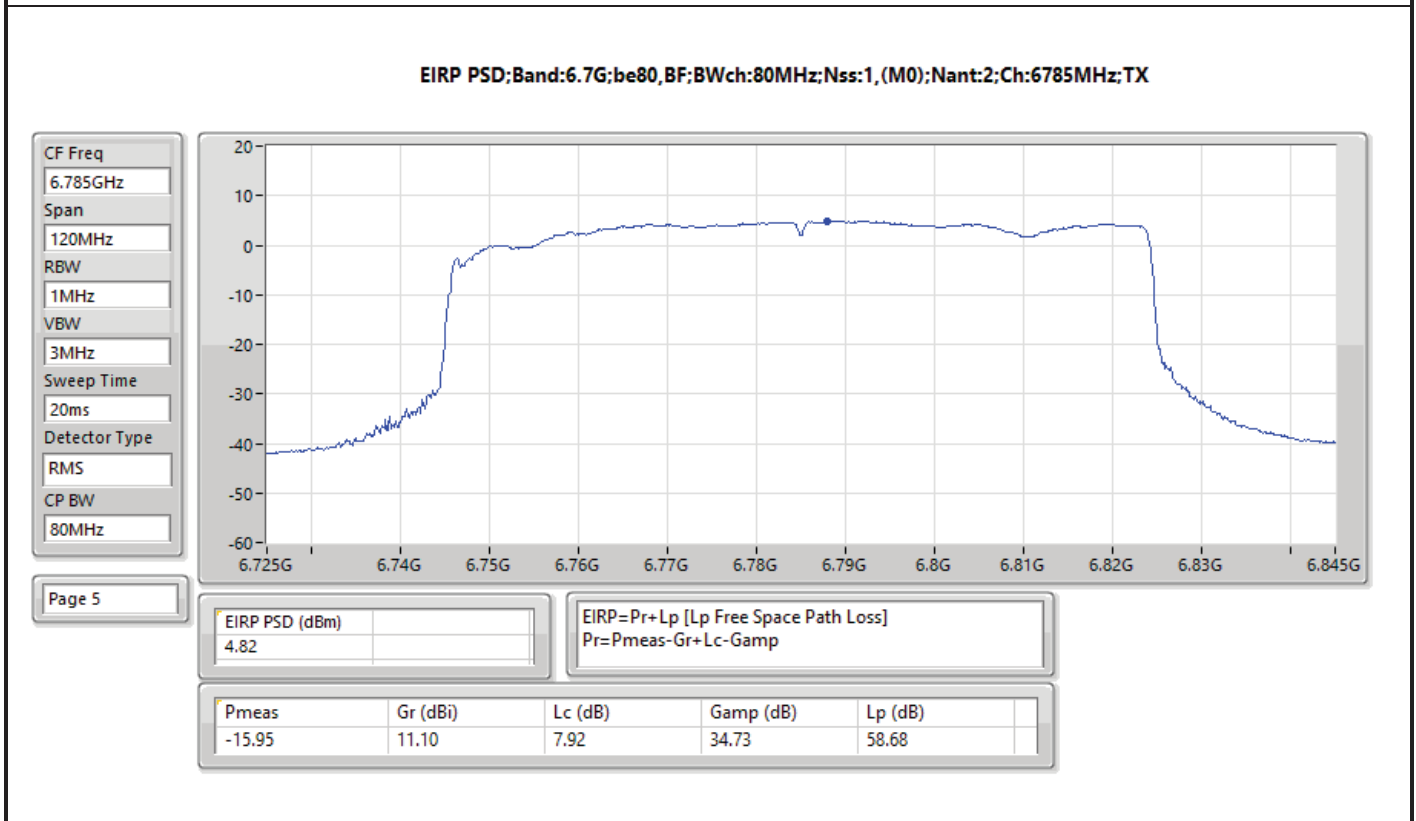
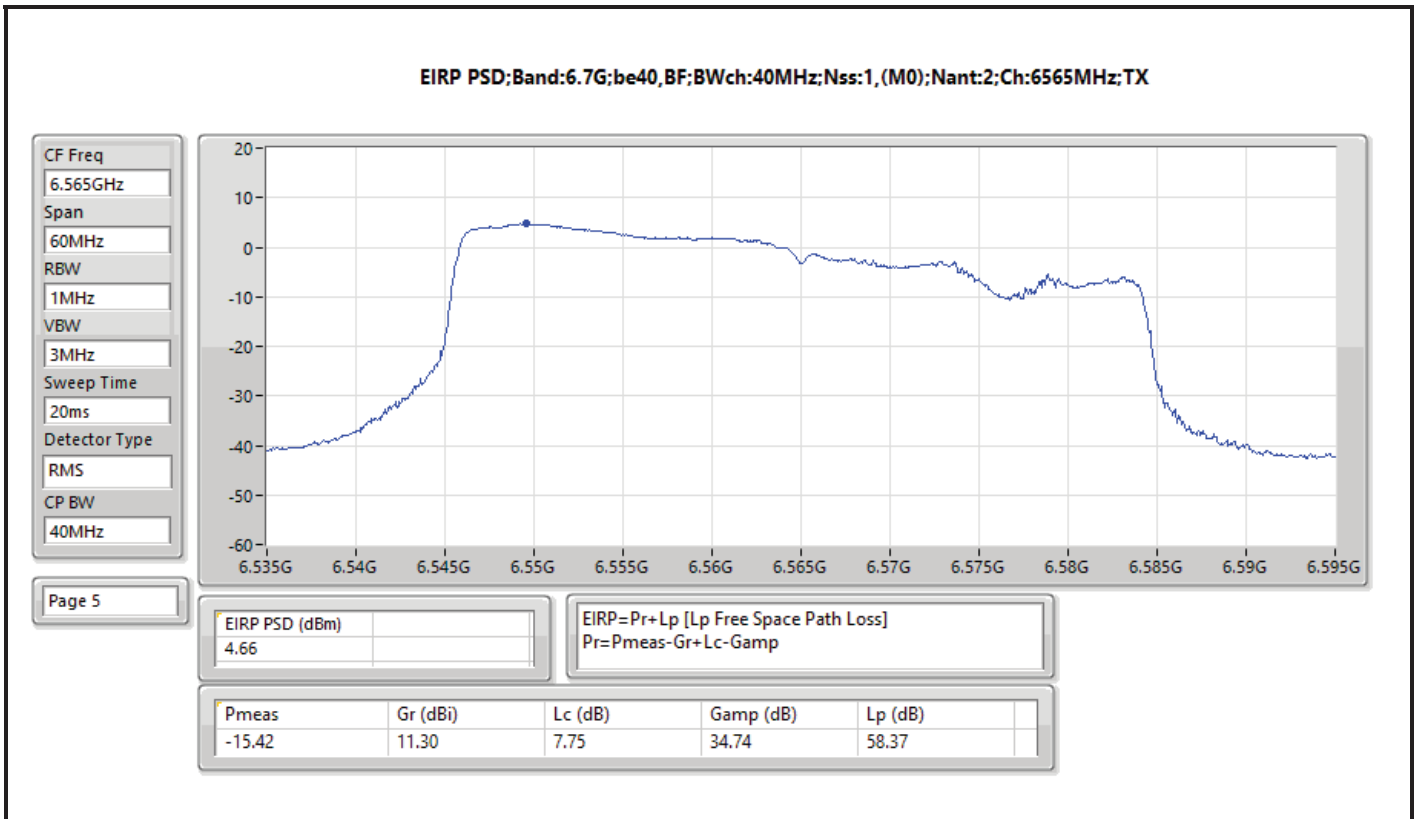


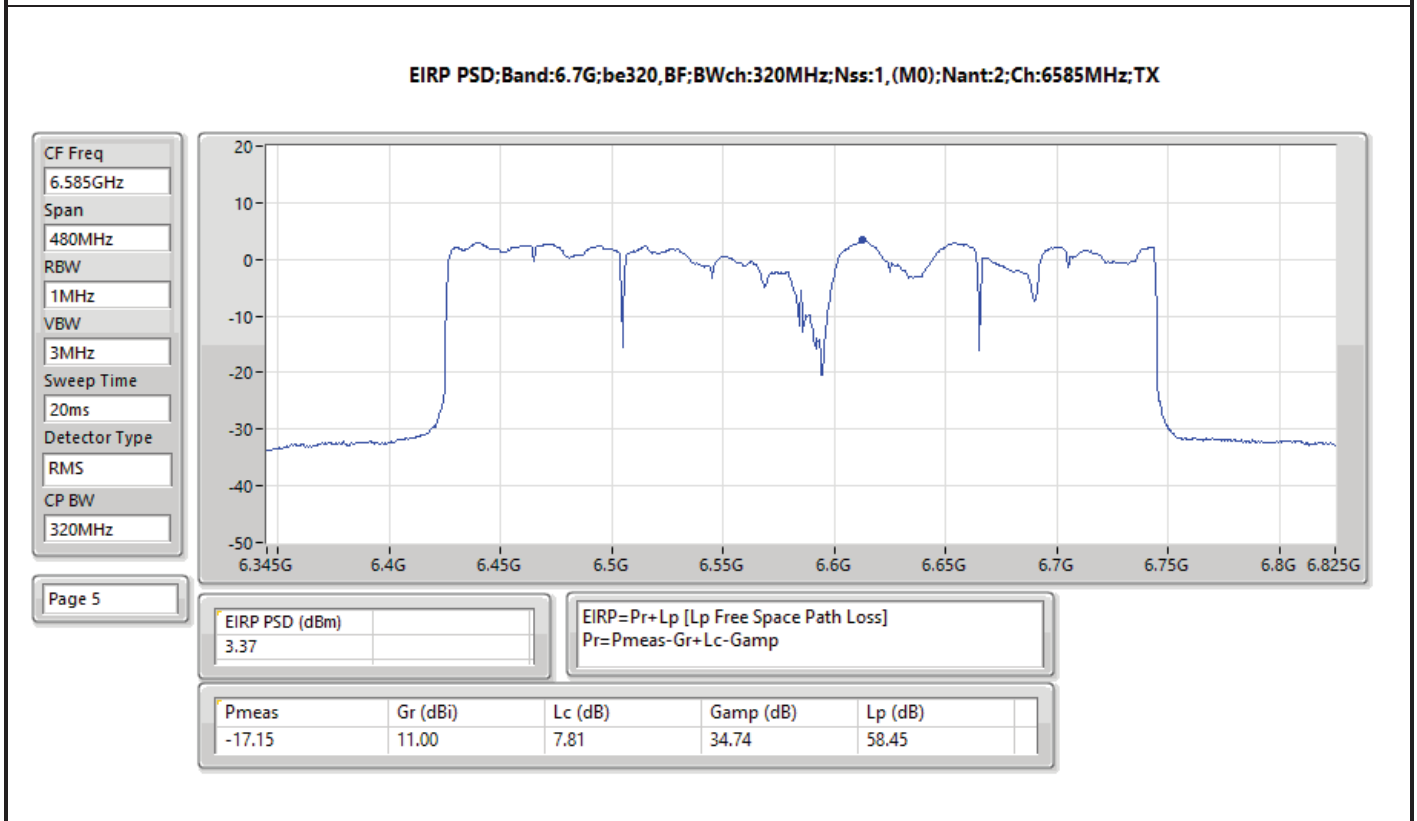
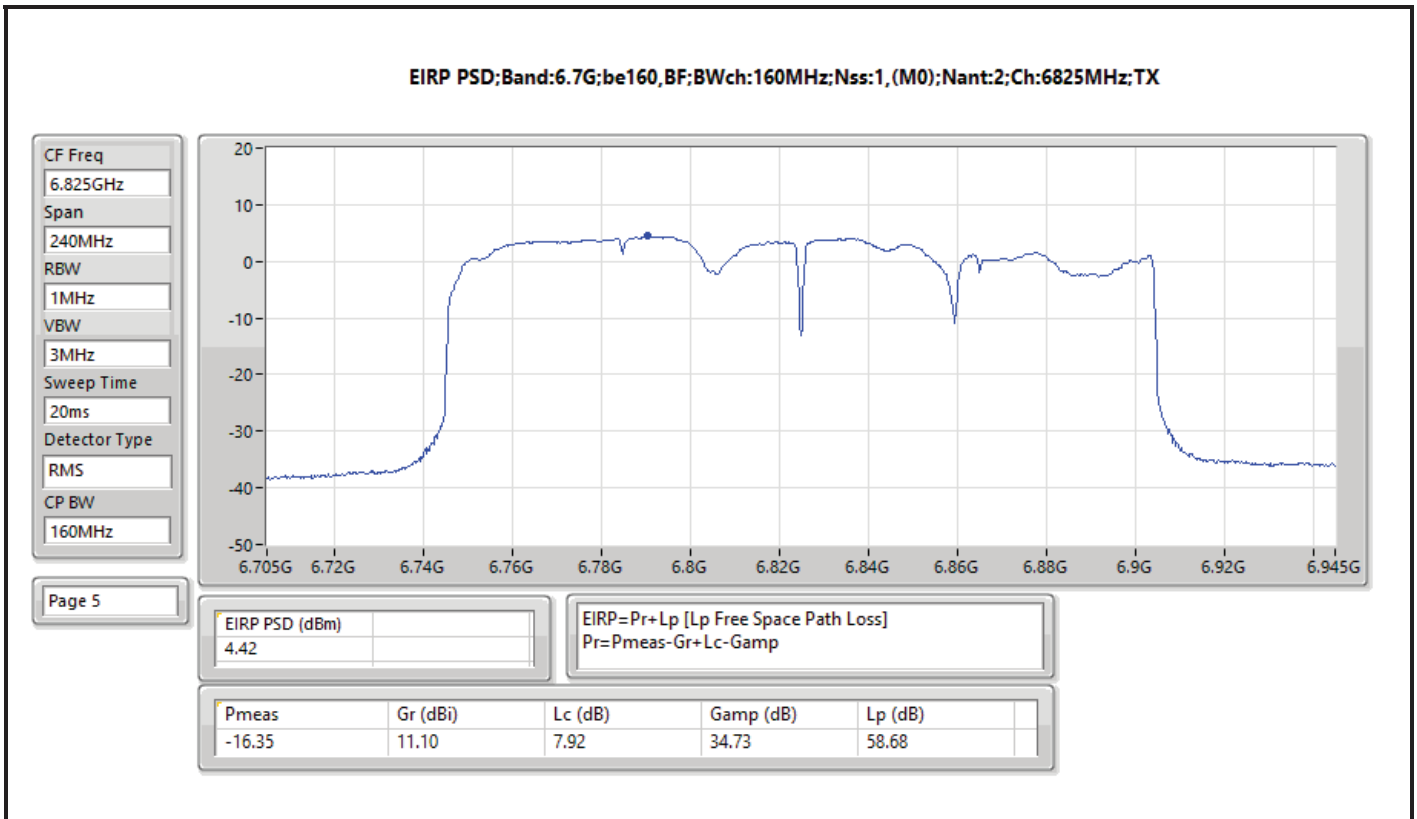


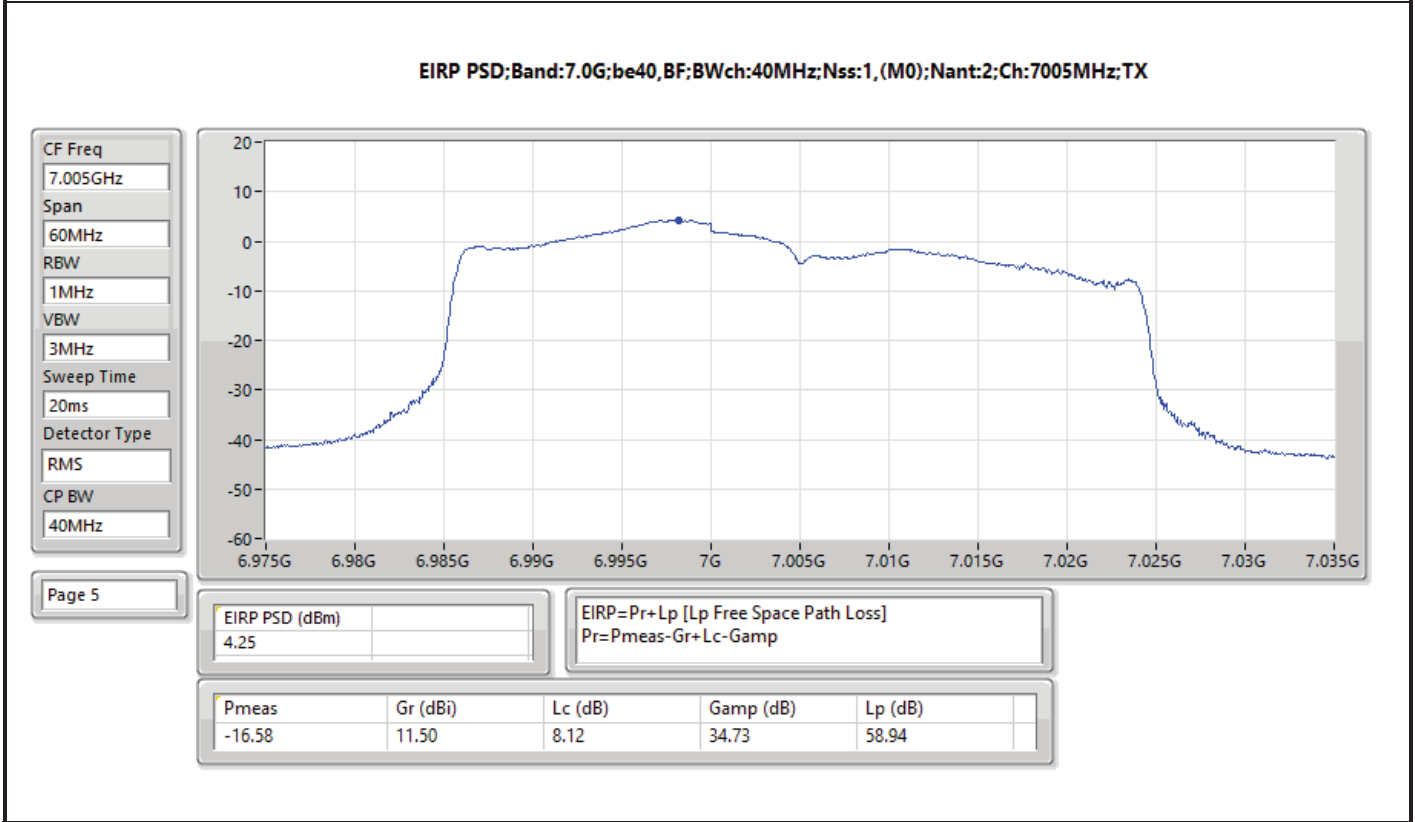
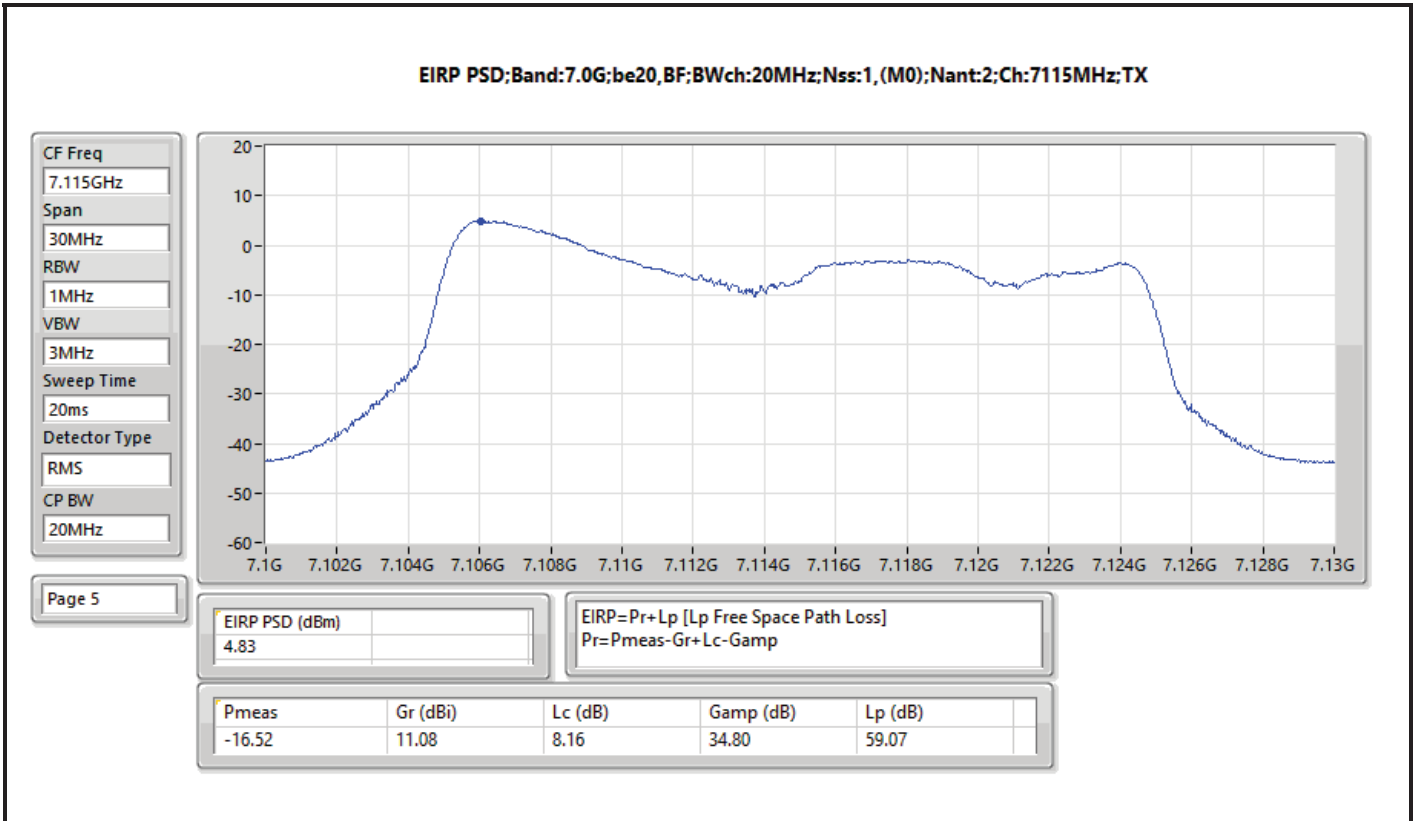


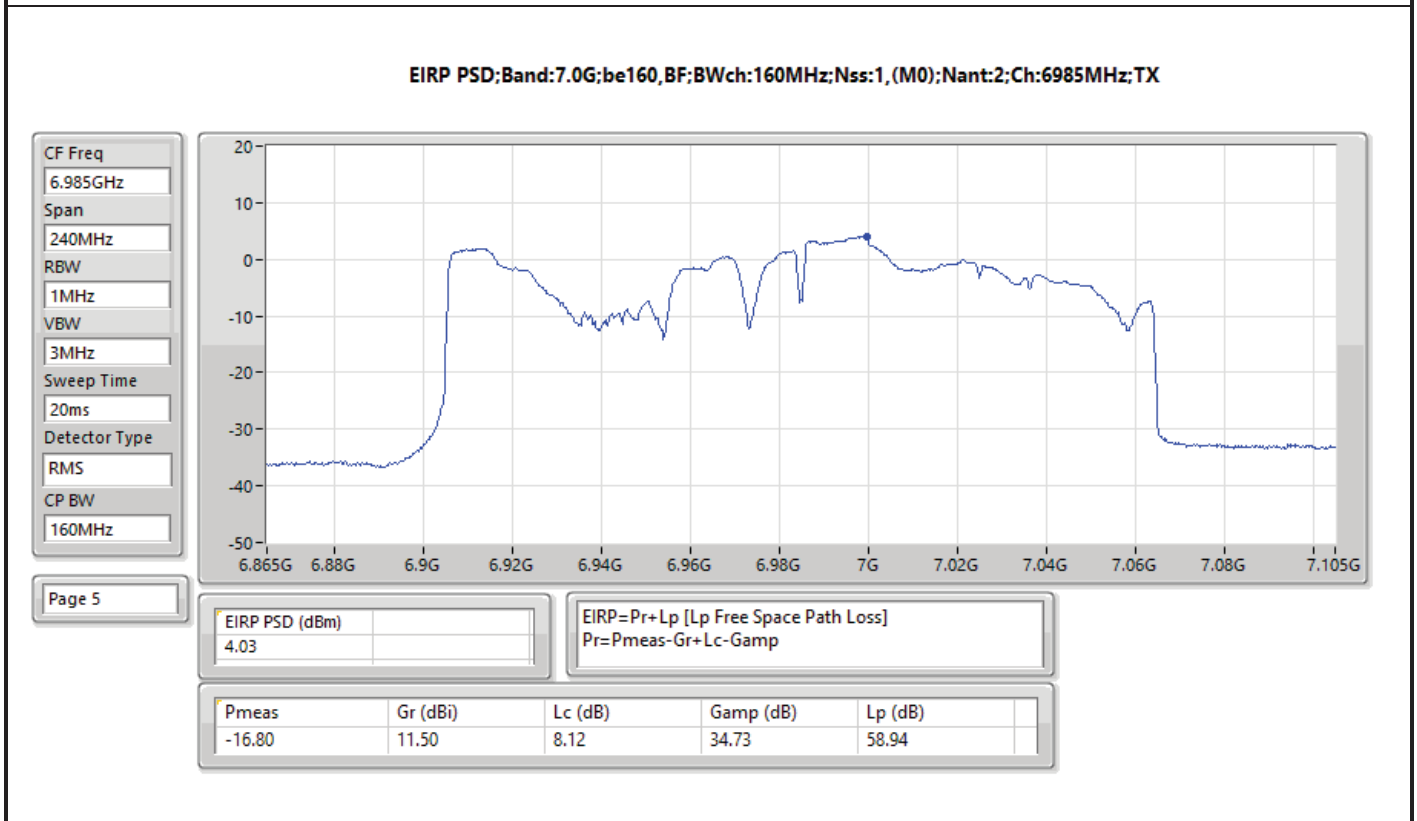
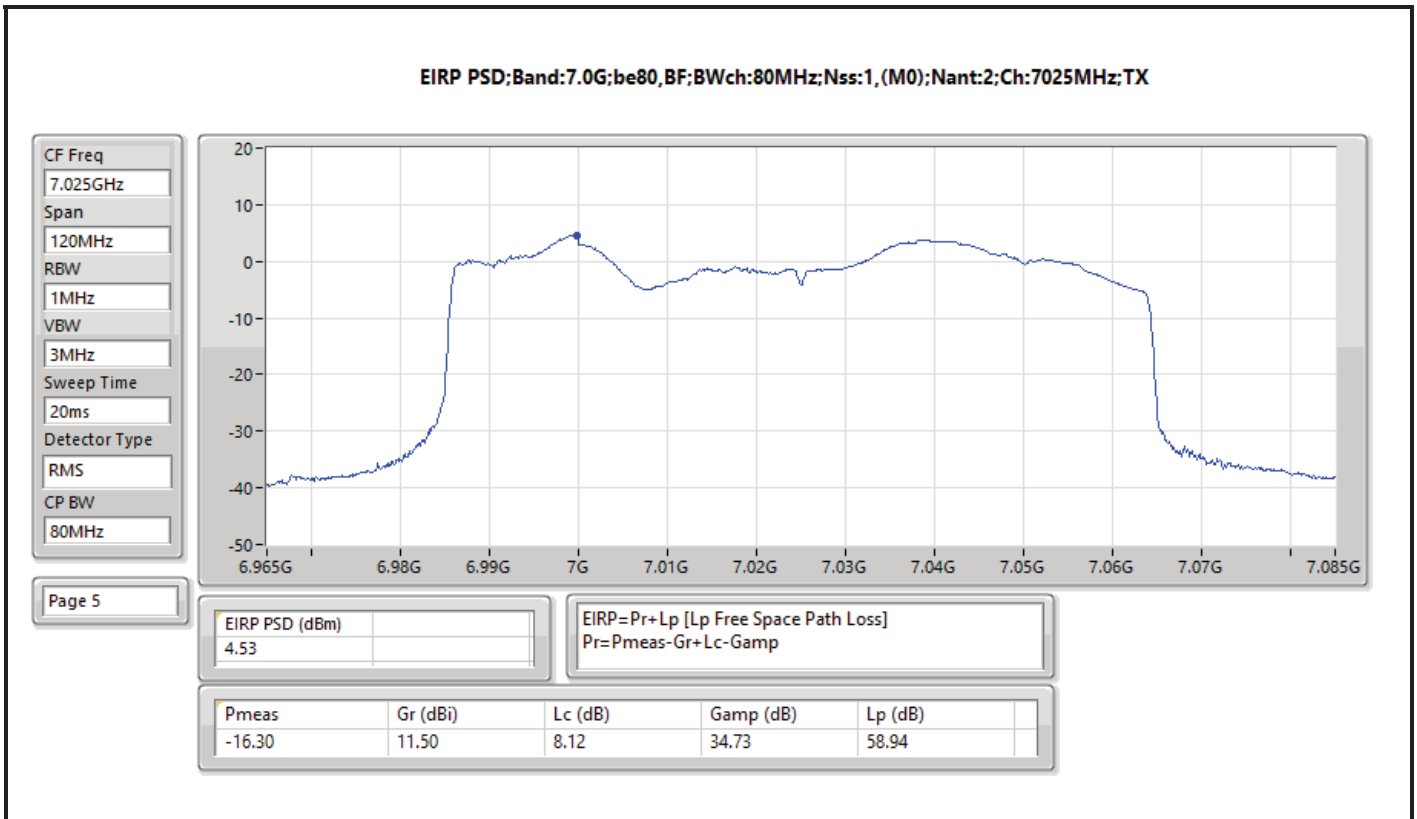














EIRP PSD:Band:7.0G;be320,BF;BWch:320MHz;Nss:1,(M0);Nant:2;Ch:6905MHz;TX

CF Freq
6.905GHz

Span
480MHz

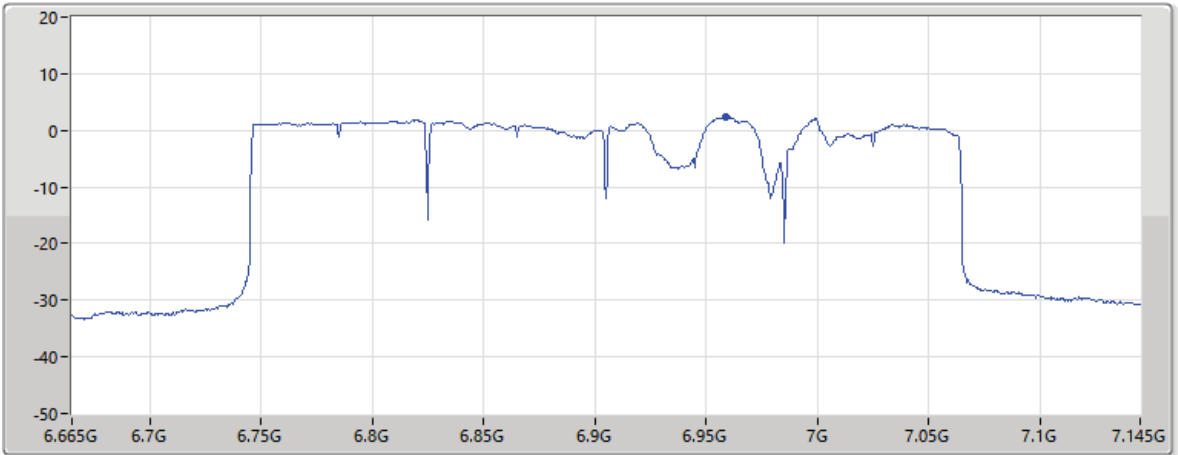
RBW
1MHz

VBW
3MHz

Sweep Time
20ms

Detector Type
RMS

CP BW
320MHz



Page 5

EIRP PSD (dBm)	EIRP=Pr+Lp [Lp Free Space Path Loss]			
2.35	Pr=Pmeas-Gr+Lc-Gamp			
Pmeas	Gr (dBi)	Lc (dB)	Gamp (dB)	Lp (dB)
-18.47	11.42	8.08	34.73	58.89



Summary

Mode	Result	Ref (Hz)	Ref (dBm)	Freq (Hz)	Level (dBm)	Limit (dBm)	Margin (dB)	Port
5.925-6.425GHz	-	-	-	-	-	-	-	-
802.11be EHT20_Nss1,(MCS0)_2TX	Pass	5.964023G	-8.41	5.96675G	-38.74	-28.41	-10.33	1
802.11be EHT40_Nss1,(MCS0)_2TX	Pass	5.973648G	-4.57	5.98715G	-34.55	-24.63	-9.92	2
802.11be EHT80_Nss1,(MCS0)_2TX	Pass	6.18981G	-2.40	6.1835G	-25.88	-22.40	-3.48	1
802.11be EHT160_Nss1,(MCS0)_2TX	Pass	6.18G	1.42	6.4288G	-43.16	-38.58	-4.58	1
802.11be EHT320_Nss1,(MCS0)_2TX	Pass	6.0882G	5.19	6.4138G	-20.76	-17.05	-3.71	1
6.425-6.525GHz	-	-	-	-	-	-	-	-
802.11be EHT20_Nss1,(MCS0)_2TX	Pass	6.426527G	-9.03	6.4463G	-38.04	-28.83	-9.21	2
802.11be EHT40_Nss1,(MCS0)_2TX	Pass	6.521001G	-4.35	6.5036G	-32.41	-24.39	-8.02	2
802.11be EHT80_Nss1,(MCS0)_2TX	Pass	6.5469G	-1.83	6.5037G	-26.01	-21.84	-4.17	1
802.11be EHT160_Nss1,(MCS0)_2TX	Pass	6.57318G	1.51	6.7592G	-46.23	-38.49	-7.74	1
802.11be EHT320_Nss1,(MCS0)_2TX	Pass	6.5702G	5.04	5.9942G	-35.37	-30.55	-4.82	1
6.525-6.875GHz	-	-	-	-	-	-	-	-
802.11be EHT20_Nss1,(MCS0)_2TX	Pass	6.881923G	-8.38	6.91755G	-59.12	-48.38	-10.74	1
802.11be EHT40_Nss1,(MCS0)_2TX	Pass	6.897947G	-4.33	6.9063G	-31.98	-24.33	-7.65	1
802.11be EHT80_Nss1,(MCS0)_2TX	Pass	6.6333G	-1.94	6.6674G	-28.15	-21.99	-6.16	1
802.11be EHT160_Nss1,(MCS0)_2TX	Pass	6.672G	1.40	6.9288G	-45.92	-38.60	-7.32	1
802.11be EHT320_Nss1,(MCS0)_2TX	Pass	6.96139G	3.13	6.3962G	-37.87	-36.87	-1.00	1
6.875-7.125GHz	-	-	-	-	-	-	-	-
802.11be EHT20_Nss1,(MCS0)_2TX	Pass	7.111351G	-14.69	7.149375G	-59.84	-54.69	-5.15	1
802.11be EHT40_Nss1,(MCS0)_2TX	Pass	6.942396G	-3.76	6.904G	-31.29	-23.36	-7.93	1
802.11be EHT80_Nss1,(MCS0)_2TX	Pass	6.92251G	-0.92	6.9881G	-26.88	-21.04	-5.84	1
802.11be EHT160_Nss1,(MCS0)_2TX	Pass	6.9814G	1.82	7.2288G	-45.03	-38.12	-6.91	1



Result

Mode	Result	Ref (Hz)	Ref (dBm)	Freq (Hz)	Level (dBm)	Limit (dBm)	Margin (dB)	Port
802.11be EHT20_Nss1,(MCS0)_2TX	-	-	-	-	-	-	-	-
5955MHz	Pass	5.964023G	-8.41	5.96675G	-38.74	-28.41	-10.33	1
5955MHz	Pass	5.963348G	-9.29	5.99825G	-60.68	-49.29	-11.39	2
6195MHz	Pass	6.202473G	-8.68	6.206525G	-39.14	-28.77	-10.37	1
6195MHz	Pass	6.187477G	-8.84	6.151825G	-60.62	-48.84	-11.78	2
6415MHz	Pass	6.4137G	-7.99	6.455575G	-60.06	-47.99	-12.07	1
6415MHz	Pass	6.408727G	-9.18	6.4501G	-60.06	-49.18	-10.88	2
6435MHz	Pass	6.443648G	-7.84	6.479625G	-59.89	-47.84	-12.05	1
6435MHz	Pass	6.426527G	-9.03	6.4463G	-38.04	-28.83	-9.21	2
6475MHz	Pass	6.478324G	-8.20	6.50785G	-59.97	-48.12	-11.85	1
6475MHz	Pass	6.481348G	-8.59	6.50865G	-60.11	-48.59	-11.52	2
6515MHz	Pass	6.519024G	-8.47	6.4712G	-59.60	-48.47	-11.13	1
6515MHz	Pass	6.510651G	-9.15	6.4735G	-60.03	-49.15	-10.88	2
6535MHz	Pass	6.539124G	-8.45	6.48985G	-59.68	-48.45	-11.23	1
6535MHz	Pass	6.528727G	-8.69	6.499825G	-59.66	-48.69	-10.97	2
6695MHz	Pass	6.702773G	-9.32	6.6623G	-60.64	-49.32	-11.32	1
6695MHz	Pass	6.691401G	-9.27	6.645025G	-60.71	-49.27	-11.44	2
6875MHz	Pass	6.881923G	-8.38	6.91755G	-59.12	-48.38	-10.74	1
6875MHz	Pass	6.883998G	-8.44	6.92375G	-59.28	-48.44	-10.84	2
6895MHz	Pass	6.890176G	-7.63	6.860025G	-58.74	-47.63	-11.11	1
6895MHz	Pass	6.901923G	-7.62	6.9344G	-58.99	-47.62	-11.37	2
6995MHz	Pass	6.986577G	-7.58	6.95965G	-58.91	-47.58	-11.33	1
6995MHz	Pass	6.991351G	-7.97	6.98335G	-38.79	-28.05	-10.74	2
7095MHz	Pass	7.09465G	-5.90	7.083075G	-38.52	-25.50	-13.02	1
7095MHz	Pass	7.086452G	-6.09	7.0831G	-39.52	-26.10	-13.42	2
7115MHz	Pass	7.111351G	-14.69	7.149375G	-59.84	-54.69	-5.15	1
7115MHz	Pass	7.123598G	-14.52	7.161175G	-60.21	-54.52	-5.69	2
802.11be EHT40_Nss1,(MCS0)_2TX	-	-	-	-	-	-	-	-
5965MHz	Pass	5.983045G	-3.73	5.9874G	-35.58	-23.73	-11.85	1
5965MHz	Pass	5.973648G	-4.57	5.98715G	-34.55	-24.63	-9.92	2
6205MHz	Pass	6.190204G	-4.27	6.2939G	-56.33	-44.27	-12.06	1
6205MHz	Pass	6.190504G	-4.75	6.29055G	-56.23	-44.75	-11.48	2
6405MHz	Pass	6.389704G	-3.49	6.3834G	-33.15	-22.99	-10.16	1
6405MHz	Pass	6.396602G	-4.41	6.42725G	-35.42	-24.48	-10.94	2
6445MHz	Pass	6.463445G	-4.16	6.423G	-34.19	-24.24	-9.95	1
6445MHz	Pass	6.426505G	-4.52	6.4235G	-32.74	-24.58	-8.16	2
6485MHz	Pass	6.467154G	-4.11	6.4632G	-33.84	-24.14	-9.70	1
6485MHz	Pass	6.468104G	-4.38	6.5066G	-33.60	-24.39	-9.21	2
6525MHz	Pass	6.527549G	-4.53	6.50285G	-35.68	-24.54	-11.14	1
6525MHz	Pass	6.521001G	-4.35	6.5036G	-32.41	-24.39	-8.02	2
6565MHz	Pass	6.569249G	-4.35	6.54355G	-33.09	-24.37	-8.72	1
6565MHz	Pass	6.555752G	-4.48	6.5871G	-35.16	-24.52	-10.64	2
6685MHz	Pass	6.693248G	-4.30	6.7067G	-34.36	-24.31	-10.05	1
6685MHz	Pass	6.703495G	-4.58	6.66315G	-35.41	-24.60	-10.81	2
6885MHz	Pass	6.897947G	-4.33	6.9063G	-31.98	-24.33	-7.65	1
6885MHz	Pass	6.888549G	-4.33	6.9071G	-34.42	-24.41	-10.01	2
6925MHz	Pass	6.942396G	-3.76	6.904G	-31.29	-23.36	-7.93	1
6925MHz	Pass	6.942796G	-4.18	6.9936G	-54.74	-44.18	-10.56	2
7005MHz	Pass	6.999301G	-4.02	6.93835G	-54.81	-44.02	-10.79	1
7005MHz	Pass	6.989954G	-4.62	6.9832G	-32.16	-22.62	-9.54	2
7085MHz	Pass	7.081251G	-3.03	7.063G	-33.67	-22.83	-10.84	1
7085MHz	Pass	7.094548G	-3.44	7.06315G	-33.45	-23.49	-9.96	2
802.11be EHT80_Nss1,(MCS0)_2TX	-	-	-	-	-	-	-	-
5985MHz	Pass	6.00919G	-1.93	6.0278G	-28.58	-21.95	-6.63	1
5985MHz	Pass	6.00699G	-2.74	6.0283G	-29.78	-22.79	-6.99	2



Mode	Result	Ref (Hz)	Ref (dBm)	Freq (Hz)	Level (dBm)	Limit (dBm)	Margin (dB)	Port
6225MHz	Pass	6.18981G	-2.40	6.1835G	-25.88	-22.40	-3.48	1
6225MHz	Pass	6.19671G	-2.86	6.1814G	-30.72	-22.89	-7.83	2
6385MHz	Pass	6.3677G	-1.68	6.4276G	-28.51	-21.73	-6.78	1
6385MHz	Pass	6.3741G	-2.39	6.3421G	-29.35	-22.43	-6.92	2
6465MHz	Pass	6.4684G	-2.49	6.5089G	-30.64	-22.57	-8.07	1
6465MHz	Pass	6.4679G	-2.60	6.5078G	-28.86	-22.73	-6.13	2
6545MHz	Pass	6.5469G	-1.83	6.5037G	-26.01	-21.84	-4.17	1
6545MHz	Pass	6.5258G	-2.13	6.502G	-29.63	-22.15	-7.48	2
6625MHz	Pass	6.6333G	-1.94	6.6674G	-28.15	-21.99	-6.16	1
6625MHz	Pass	6.6072G	-2.28	6.6685G	-30.08	-22.29	-7.79	2
6705MHz	Pass	6.66791G	-1.98	6.6624G	-28.33	-22.03	-6.30	1
6705MHz	Pass	6.7G	-2.38	6.6618G	-30.43	-22.39	-8.04	2
6785MHz	Pass	6.76221G	-2.47	6.7406G	-31.08	-22.57	-8.51	1
6785MHz	Pass	6.7748G	-2.68	6.7423G	-29.76	-22.70	-7.06	2
6865MHz	Pass	6.8797G	-1.80	7.0037G	-51.54	-41.80	-9.74	1
6865MHz	Pass	6.8582G	-2.57	6.9084G	-29.27	-22.64	-6.63	2
6945MHz	Pass	6.92251G	-0.92	6.9881G	-26.88	-21.04	-5.84	1
6945MHz	Pass	6.97019G	-1.19	6.9872G	-26.62	-20.19	-6.43	2
7025MHz	Pass	7.0412G	-0.70	6.9806G	-29.91	-20.73	-9.18	1
7025MHz	Pass	6.99011G	-1.07	6.9823G	-27.86	-21.07	-6.79	2
802.11be EHT160_Nss1,(MCS0)_2TX	-	-	-	-	-	-	-	-
6025MHz	Pass	6.04639G	1.68	6.269G	-45.20	-38.32	-6.88	1
6025MHz	Pass	6.08918G	1.07	6.2762G	-47.25	-38.93	-8.32	2
6185MHz	Pass	6.18G	1.42	6.4288G	-43.16	-38.58	-4.58	1
6185MHz	Pass	6.10902G	1.17	6.433G	-46.10	-38.83	-7.27	2
6345MHz	Pass	6.361G	1.34	6.0938G	-43.37	-38.66	-4.71	1
6345MHz	Pass	6.26862G	0.74	6.263G	-26.78	-19.26	-7.52	2
6505MHz	Pass	6.57318G	1.51	6.7592G	-46.23	-38.49	-7.74	1
6505MHz	Pass	6.45101G	1.33	6.122G	-47.19	-38.67	-8.52	2
6665MHz	Pass	6.672G	1.40	6.9288G	-45.92	-38.60	-7.32	1
6665MHz	Pass	6.6496G	1.18	6.937G	-47.13	-38.82	-8.31	2
6825MHz	Pass	6.75322G	1.38	7.0824G	-46.80	-38.62	-8.18	1
6825MHz	Pass	6.75482G	0.93	6.4422G	-47.63	-39.07	-8.56	2
6985MHz	Pass	6.9814G	1.82	7.2288G	-45.03	-38.12	-6.91	1
6985MHz	Pass	6.9664G	1.01	7.0672G	-26.63	-18.99	-7.64	2
802.11be EHT320_Nss1,(MCS0)_2TX	-	-	-	-	-	-	-	-
6105MHz	Pass	6.0882G	5.19	6.4138G	-20.76	-17.05	-3.71	1
6105MHz	Pass	6.07181G	4.45	6.899G	-42.47	-35.55	-6.92	2
6265MHz	Pass	6.41096G	4.53	5.9578G	-20.89	-15.57	-5.32	1
6265MHz	Pass	6.11424G	4.59	7.063G	-39.76	-34.91	-4.85	2
6425MHz	Pass	6.44579G	5.19	6.053G	-22.96	-14.93	-8.03	1
6425MHz	Pass	6.409G	4.54	6.1078G	-22.77	-15.88	-6.89	2
6585MHz	Pass	6.5702G	5.04	5.9942G	-35.37	-30.55	-4.82	1
6585MHz	Pass	6.601G	4.50	6.2794G	-26.77	-15.85	-10.92	2
6745MHz	Pass	6.77779G	4.95	7.0402G	-21.15	-15.23	-5.92	1
6745MHz	Pass	6.7574G	4.05	6.0138G	-43.28	-35.95	-7.33	2
6905MHz	Pass	6.96139G	3.13	6.3962G	-37.87	-36.87	-1.00	1
6905MHz	Pass	6.95499G	2.92	6.3894G	-39.63	-37.08	-2.55	2



5.925-6.425GHz_802.11be EHT20_Nss1,(MCS0)_2TX

MASK

5955MHz_TX

26/03/2024

CF (Hz)
5.955G

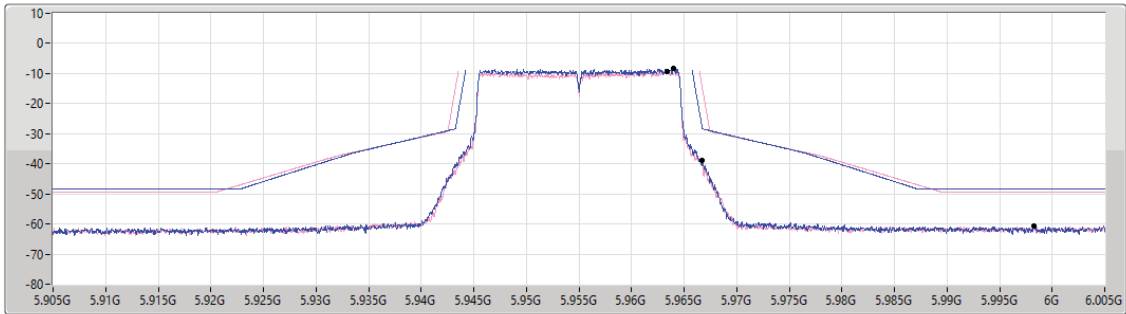
Span (Hz)
100M

RBW (Hz)
200k

VBW (Hz)
1M

Sweep Time (s)
4.01m

Detector Type
RMS



Port 1

Port 2

Ref(Hz)	Ref(dBm)	Freq(Hz)	Level(dBm)	Limit(dBm)	Margin(dB)	Port
5.964023G	-8.41	5.96675G	-38.74	-28.41	-10.33	1
5.963348G	-9.29	5.99825G	-60.68	-49.29	-11.39	2

5.925-6.425GHz_802.11be EHT40_Nss1,(MCS0)_2TX

MASK

5965MHz_TX

26/03/2024

CF (Hz)
5.965G

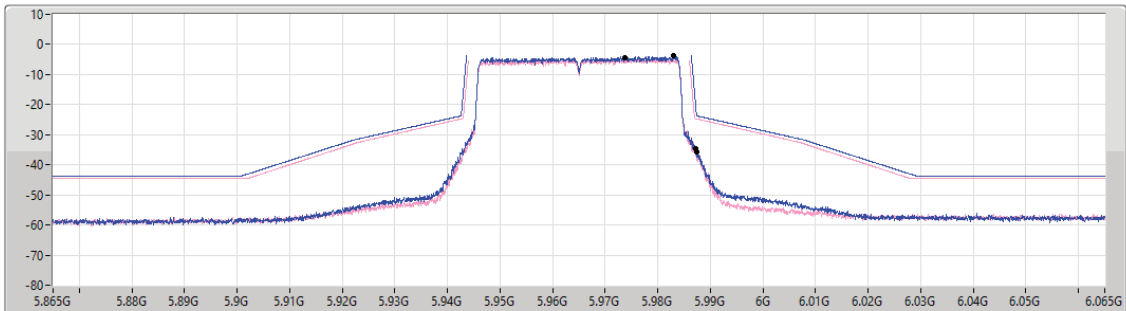
Span (Hz)
200M

RBW (Hz)
500k

VBW (Hz)
2M

Sweep Time (s)
4.01m

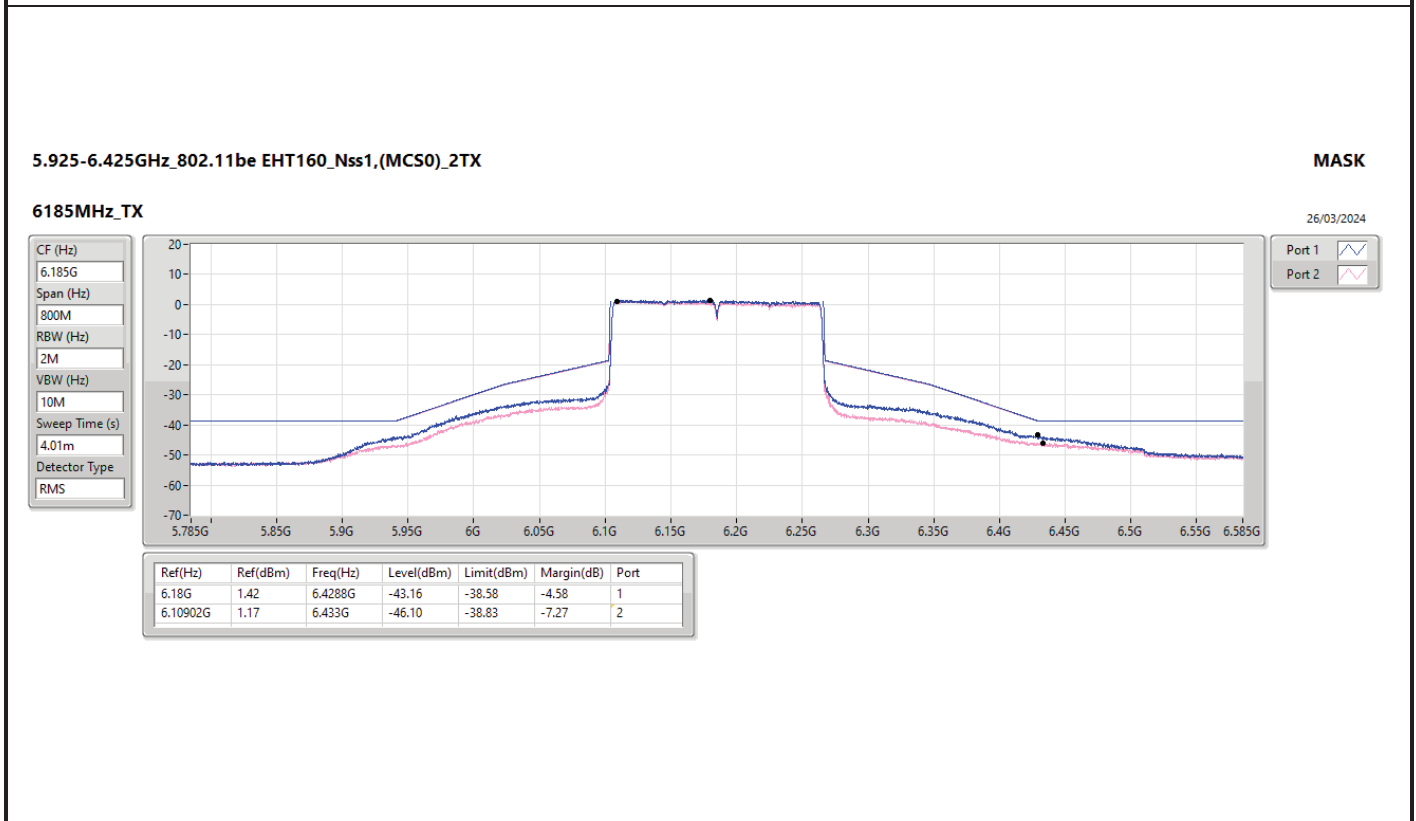
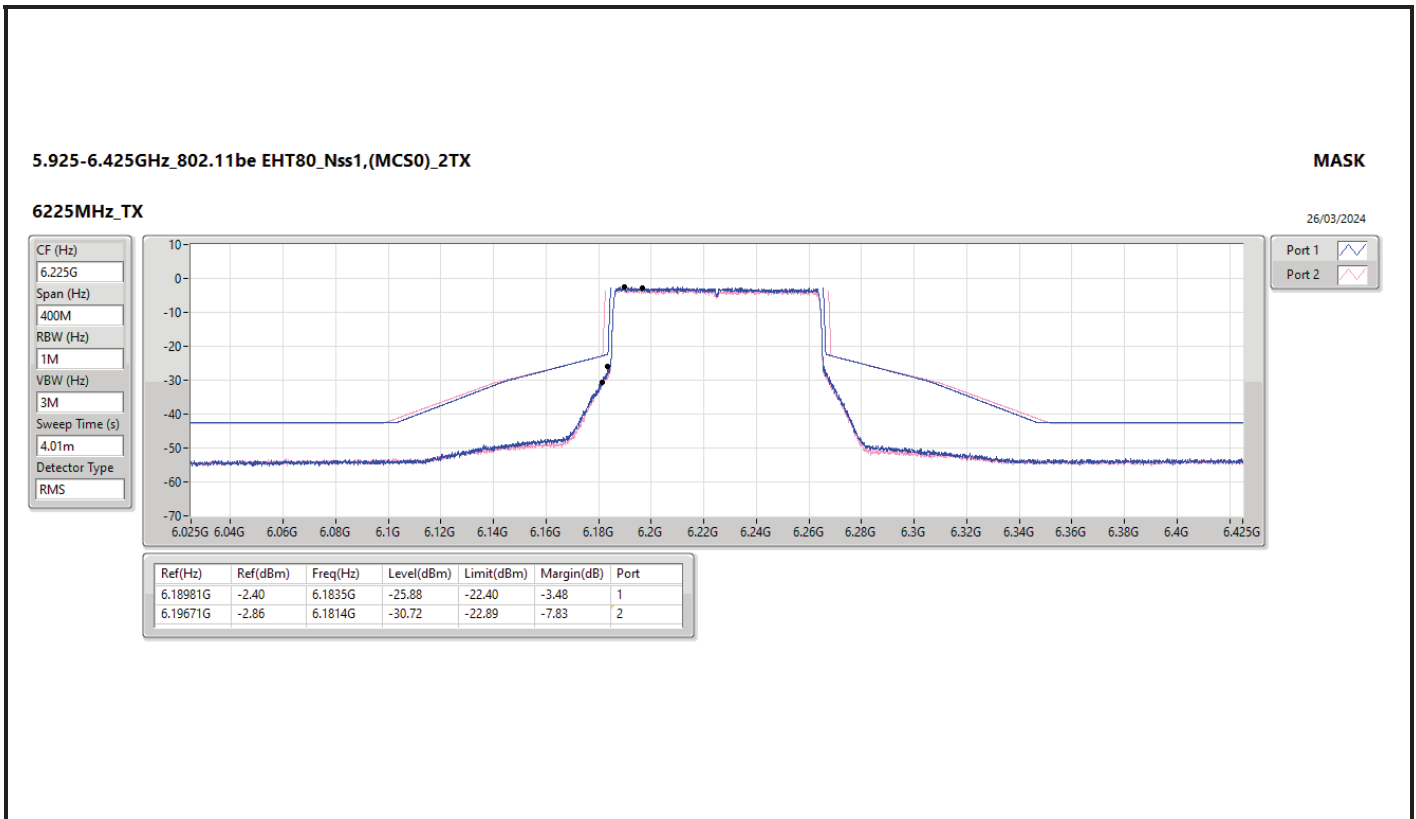
Detector Type
RMS

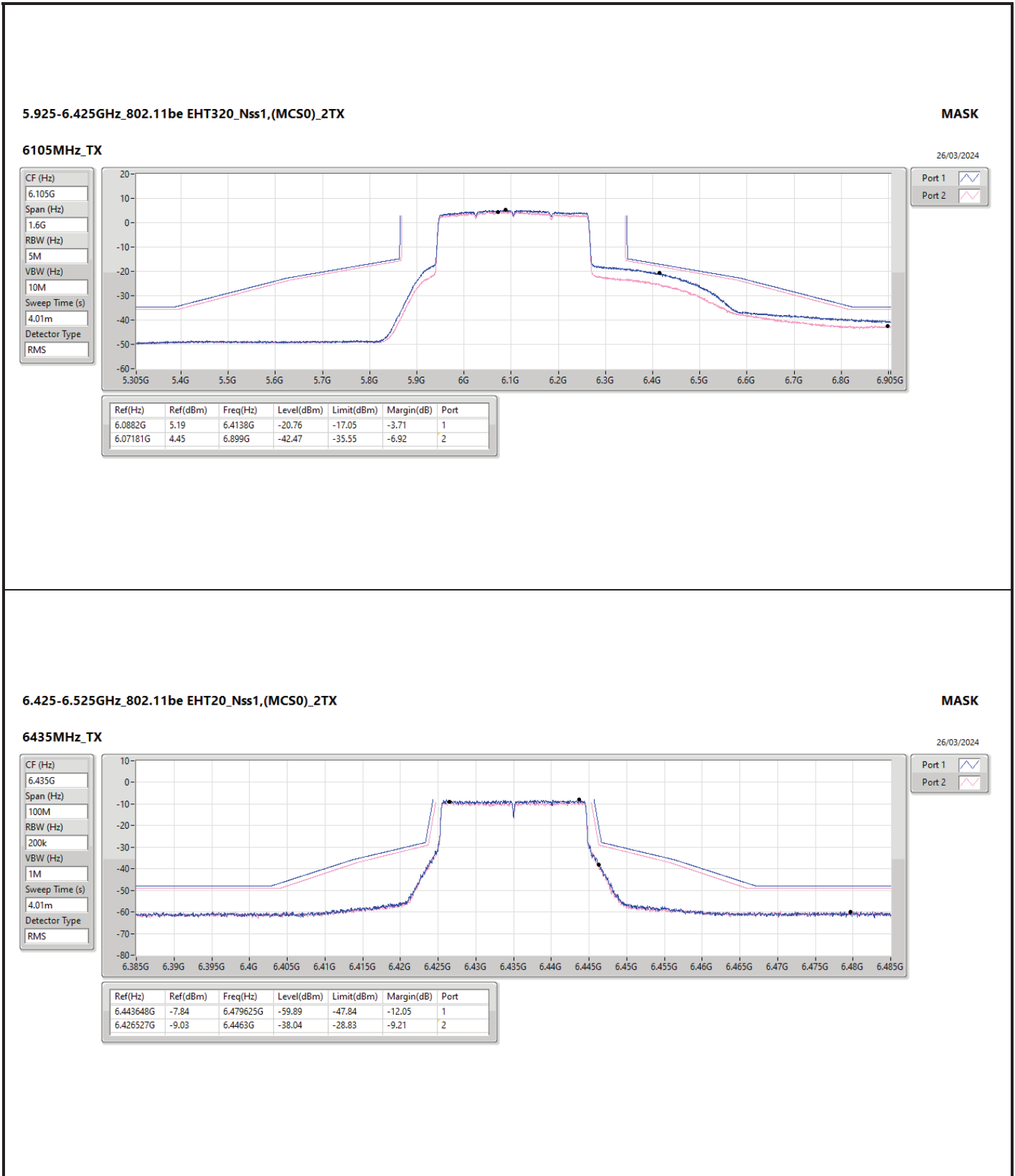


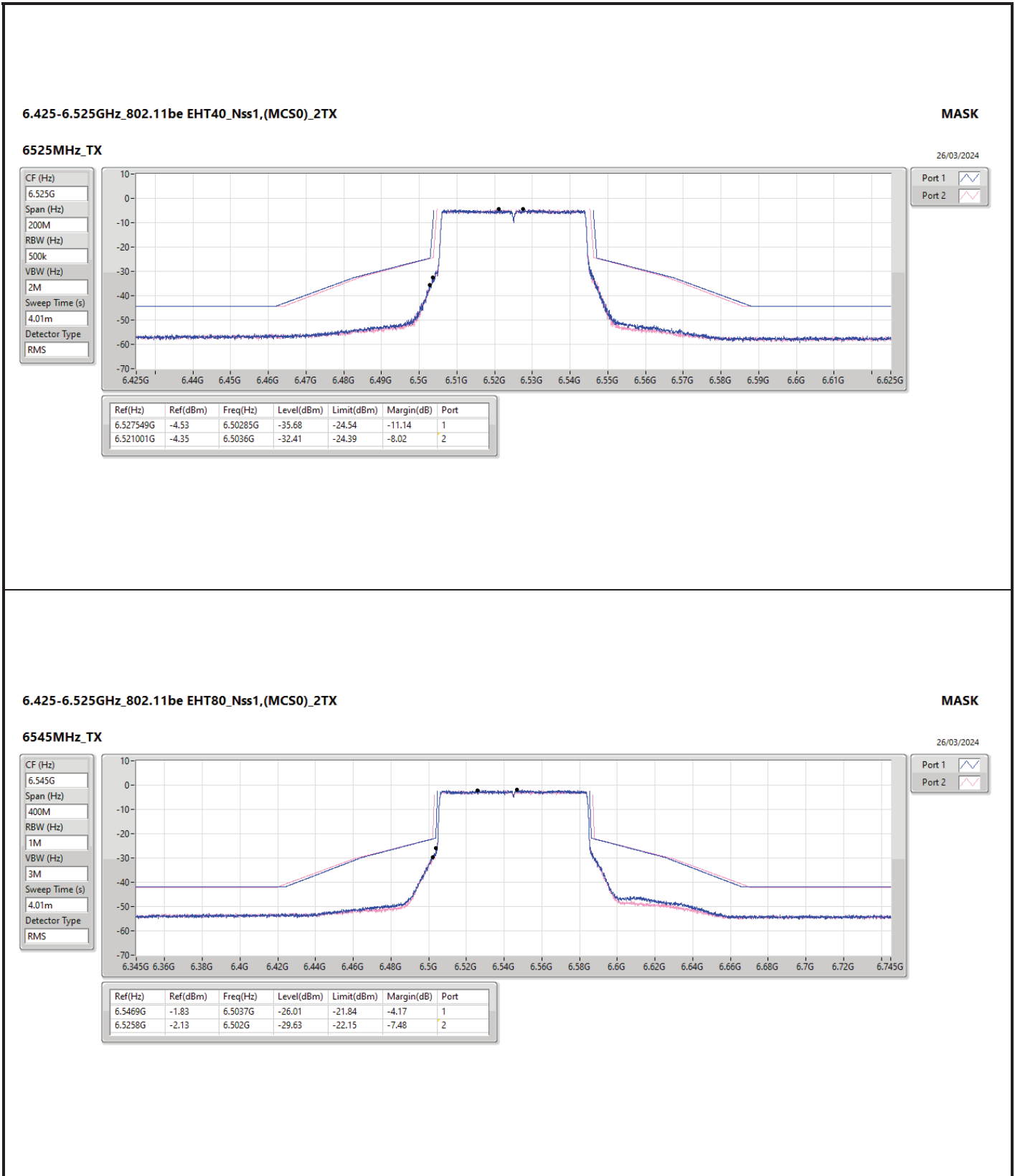
Port 1

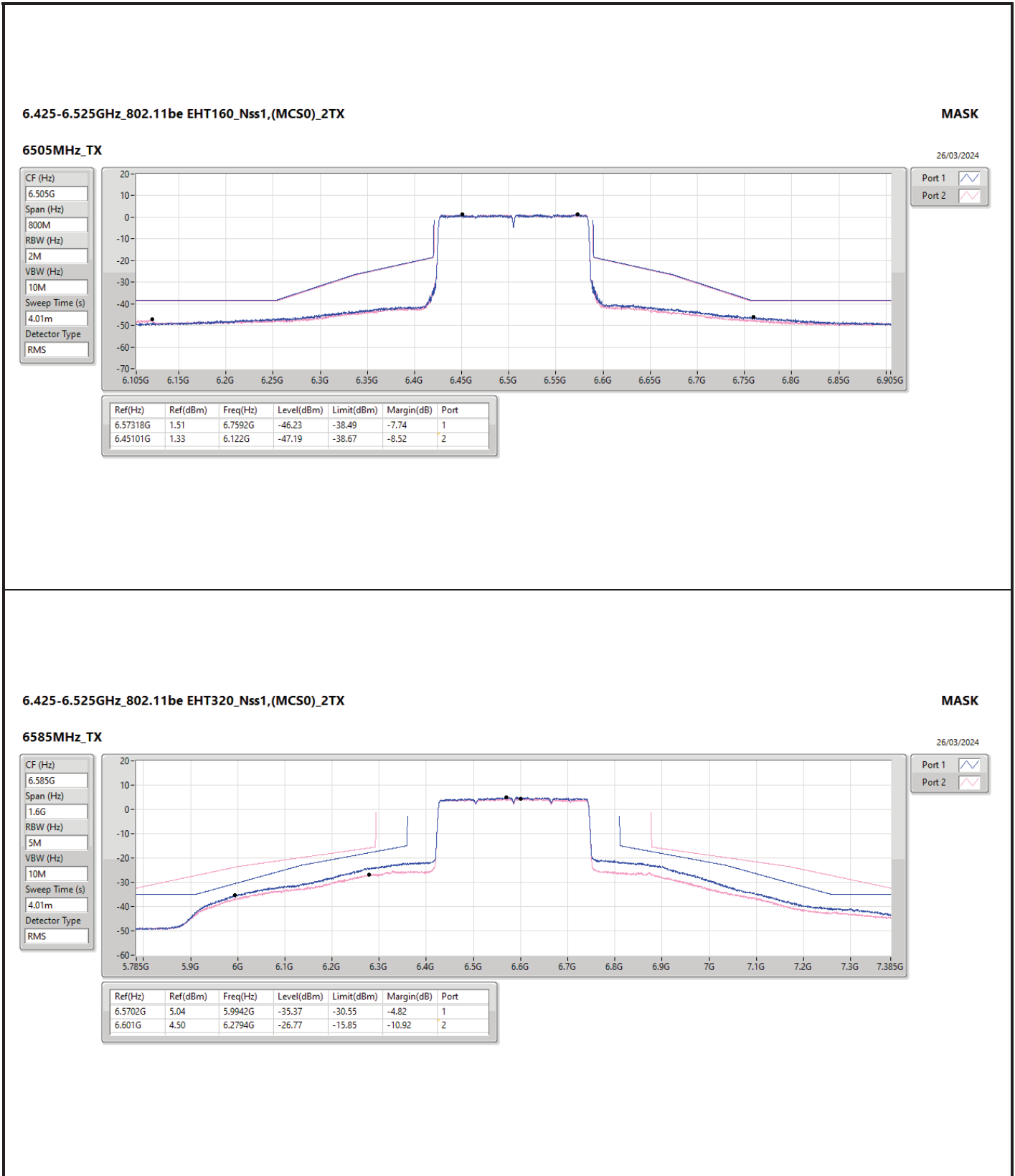
Port 2

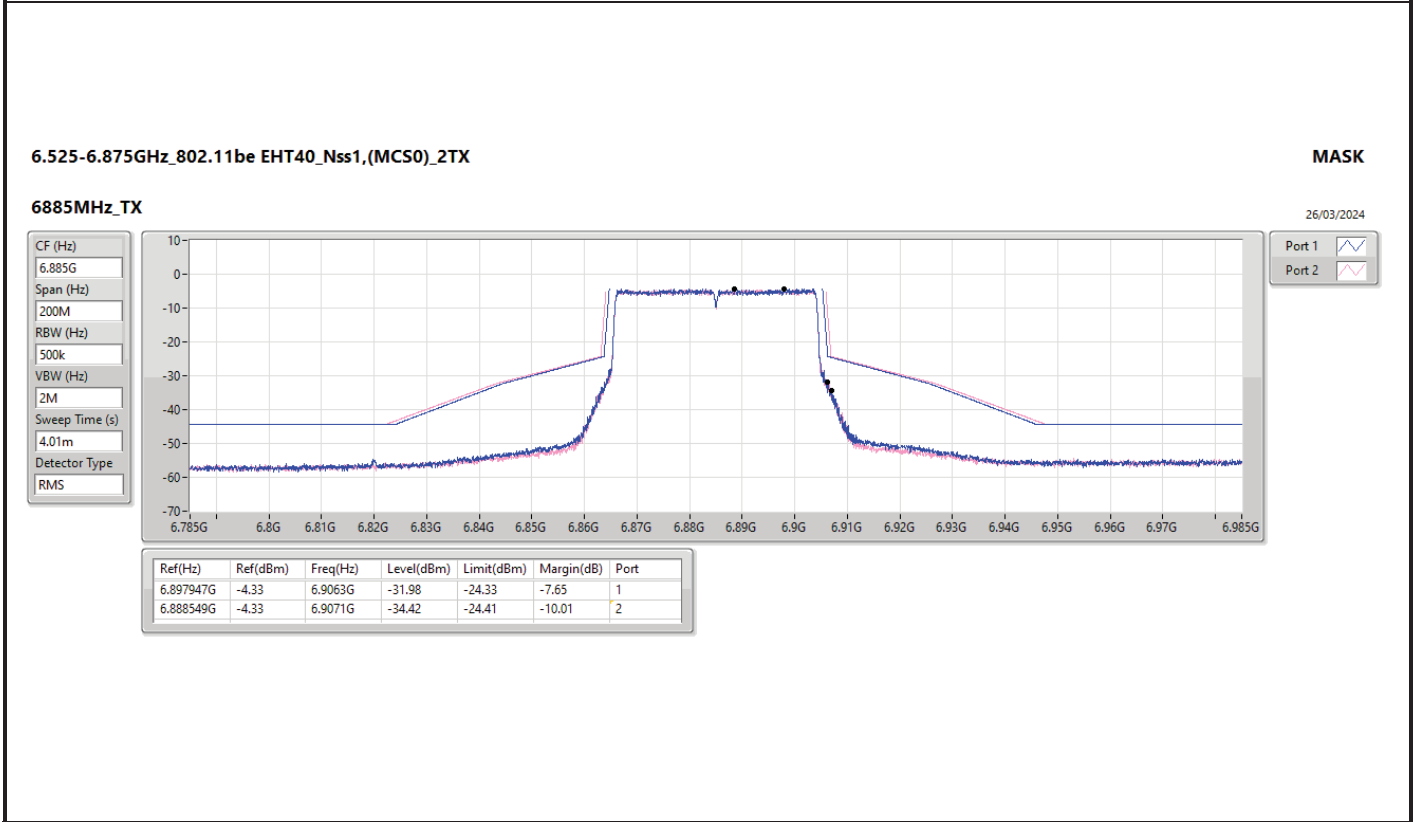
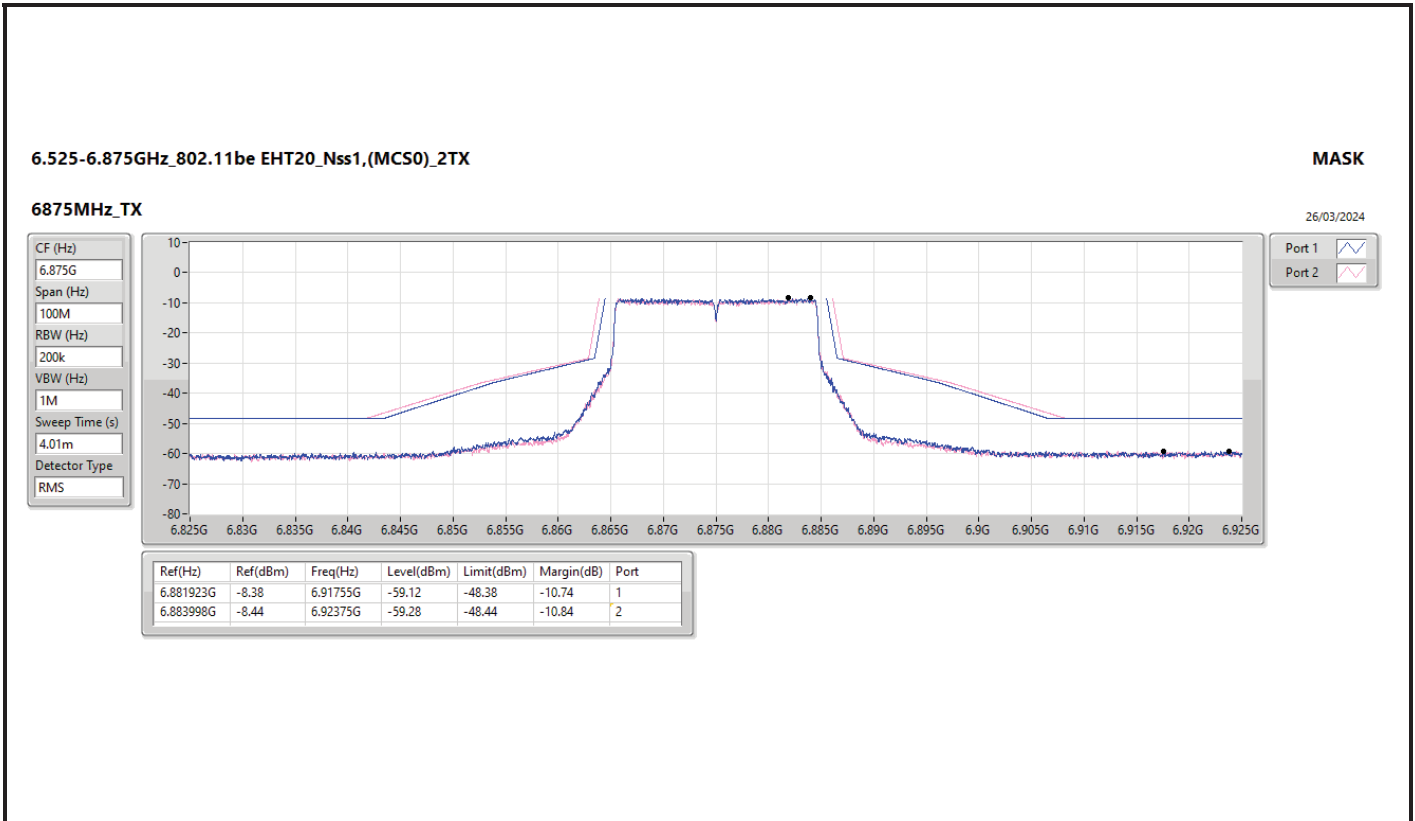
Ref(Hz)	Ref(dBm)	Freq(Hz)	Level(dBm)	Limit(dBm)	Margin(dB)	Port
5.983045G	-3.73	5.9874G	-35.58	-23.73	-11.85	1
5.973648G	-4.57	5.98715G	-34.55	-24.63	-9.92	2

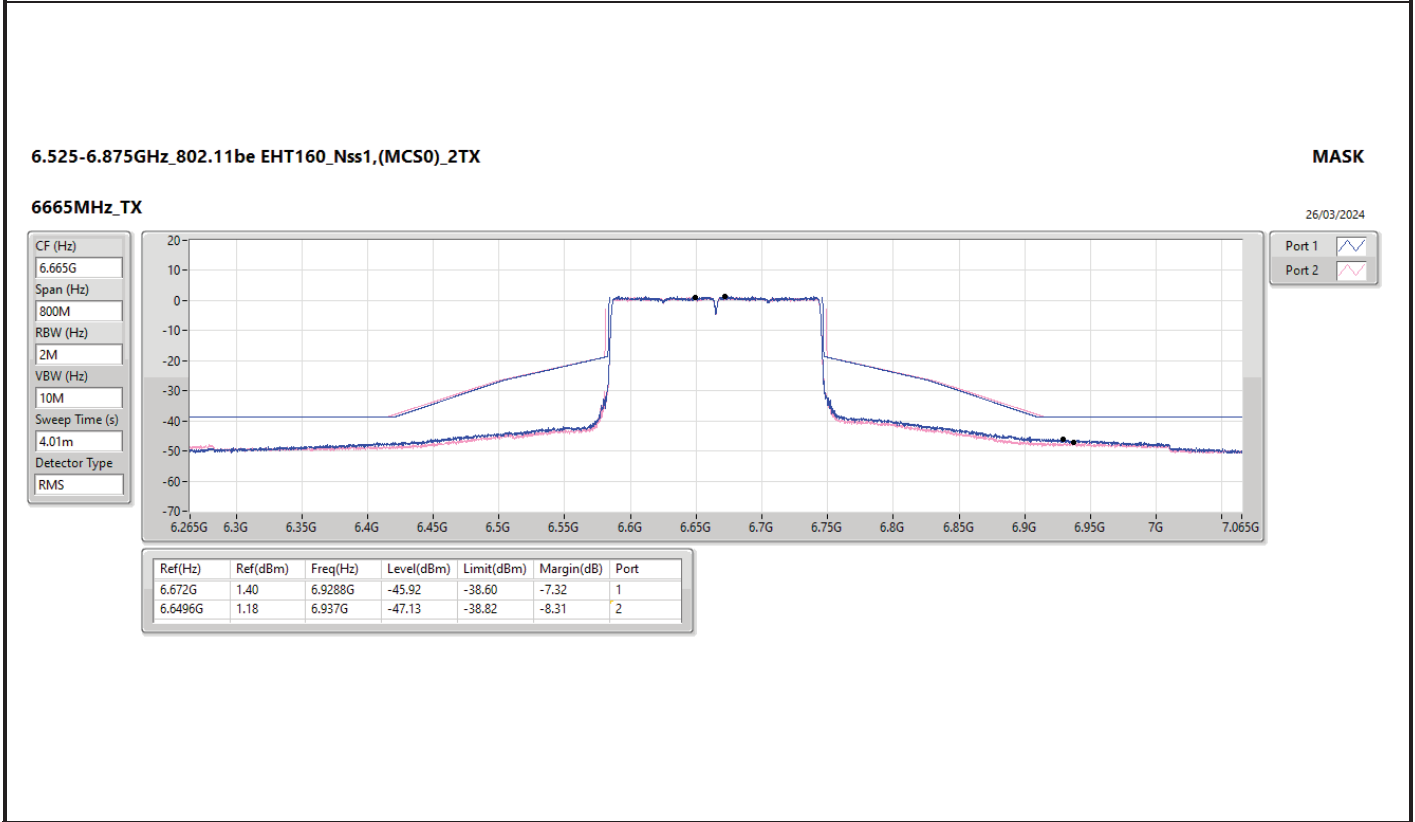
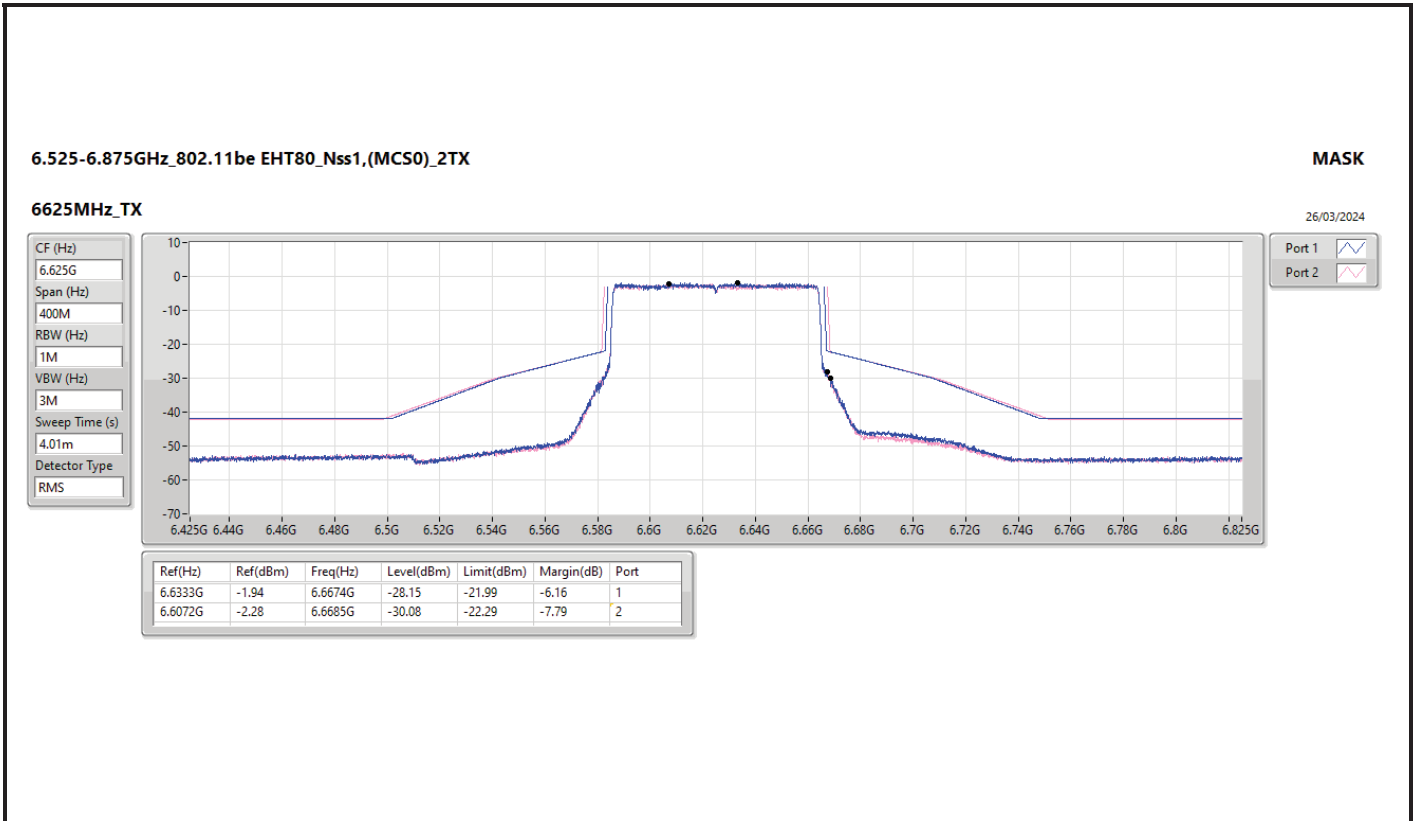


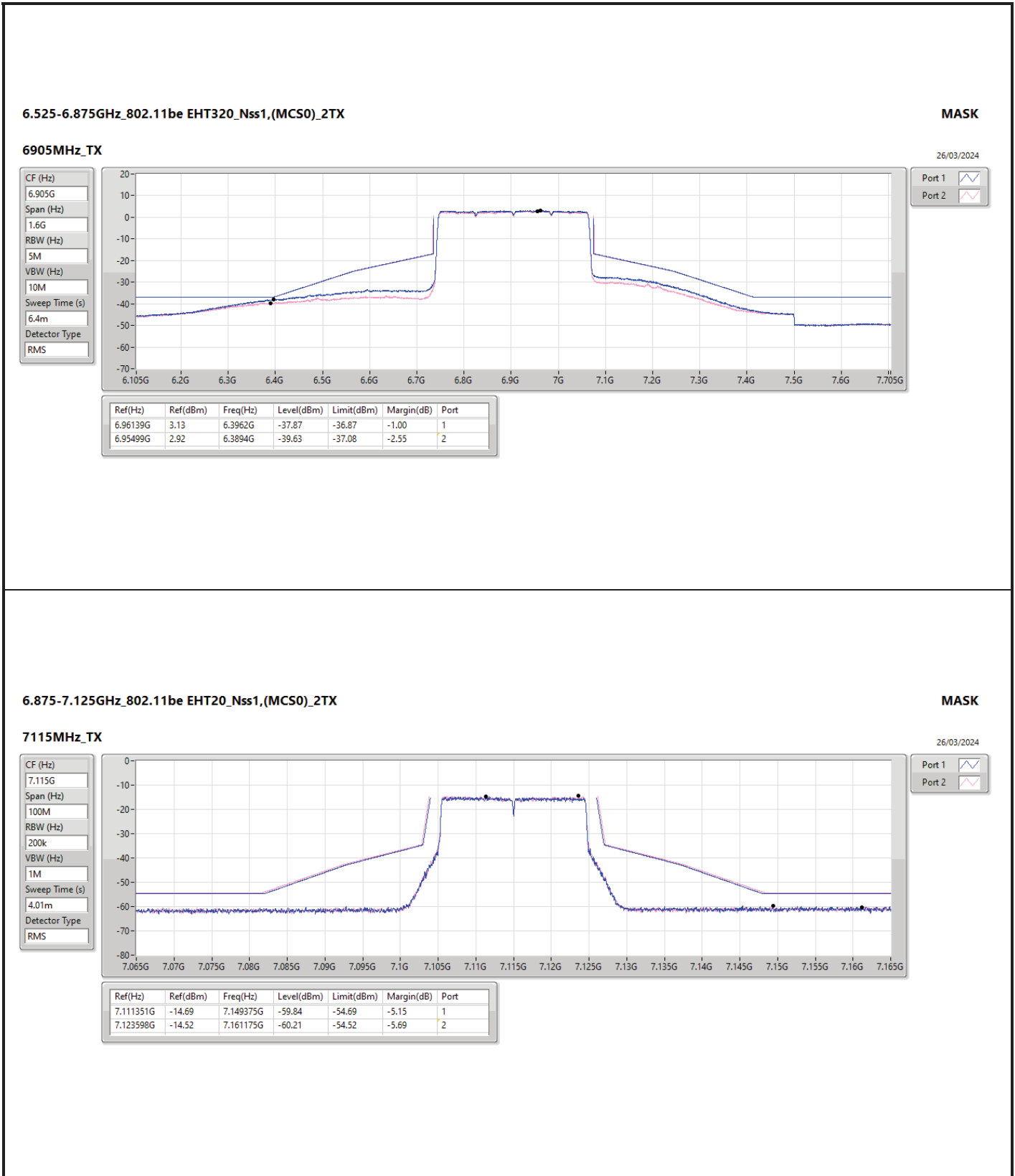


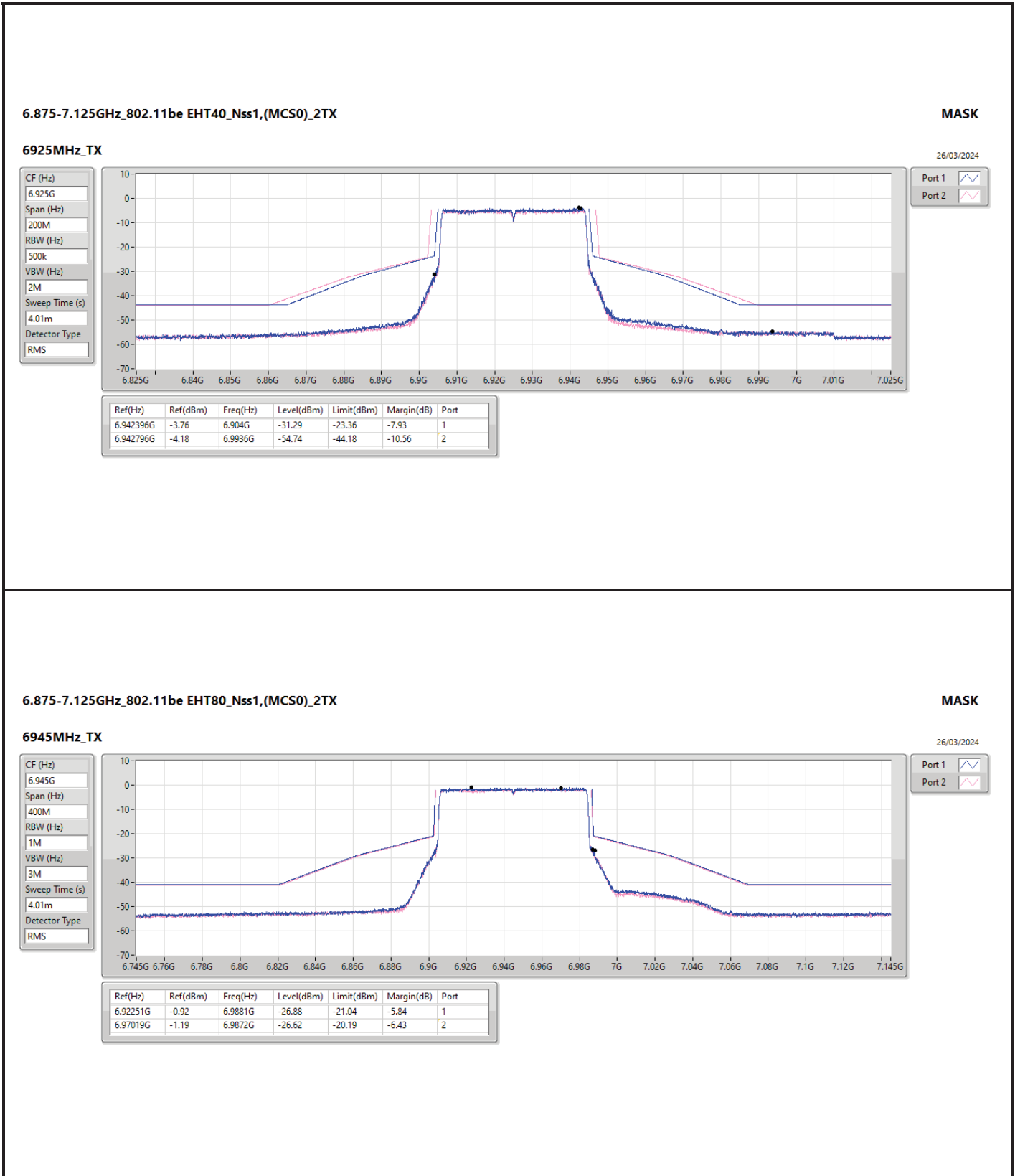


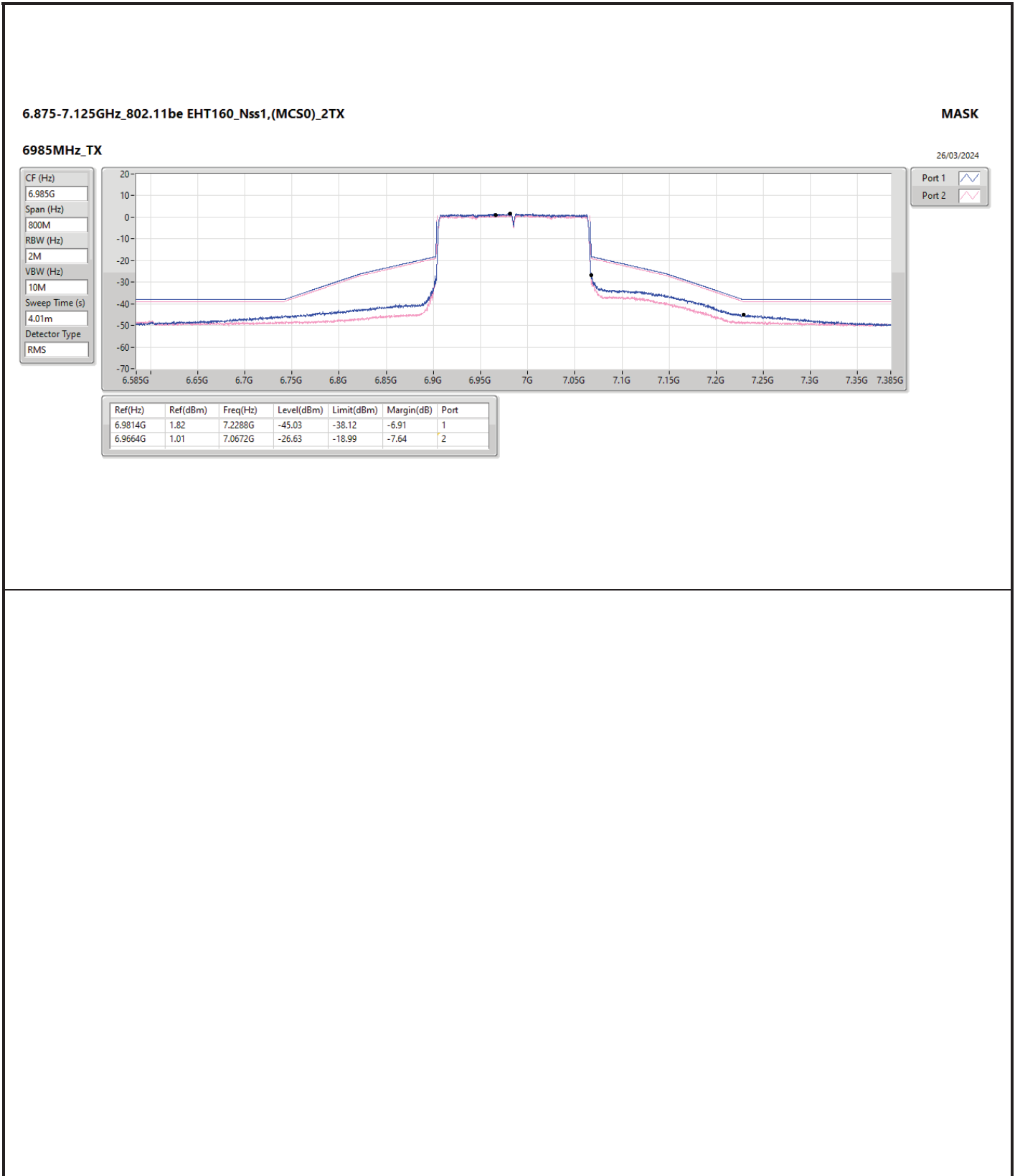














Summary

Mode	Result	Ref (Hz)	Ref (dBm)	Freq (Hz)	Level (dBm)	Limit (dBm)	Margin (dB)	Port
5.925-6.425GHz	-	-	-	-	-	-	-	-
802.11be EHT20-BF_Nss1,(MCS0)_2TX	Pass	6.407202G	-9.30	6.3719G	-60.63	-49.30	-11.33	2
802.11be EHT40-BF_Nss1,(MCS0)_2TX	Pass	6.386405G	-7.78	6.4971G	-56.93	-47.78	-9.15	2
802.11be EHT80-BF_Nss1,(MCS0)_2TX	Pass	6.36241G	-3.20	6.2479G	-53.97	-43.20	-10.77	2
802.11be EHT160-BF_Nss1,(MCS0)_2TX	Pass	6.32461G	0.91	6.095G	-44.33	-39.09	-5.24	2
802.11be EHT320-BF_Nss1,(MCS0)_2TX	Pass	6.51298G	1.36	6.9274G	-40.16	-38.64	-1.52	1
6.425-6.525GHz	-	-	-	-	-	-	-	-
802.11be EHT20-BF_Nss1,(MCS0)_2TX	Pass	6.427302G	-9.36	6.3974G	-60.87	-49.36	-11.51	2
802.11be EHT40-BF_Nss1,(MCS0)_2TX	Pass	6.490049G	-4.43	6.4197G	-54.52	-44.43	-10.09	2
802.11be EHT80-BF_Nss1,(MCS0)_2TX	Pass	6.51661G	-4.46	6.4164G	-53.29	-44.43	-8.86	2
802.11be EHT160-BF_Nss1,(MCS0)_2TX	Pass	6.54239G	0.85	6.7642G	-47.45	-39.13	-8.32	1
6.525-6.875GHz	-	-	-	-	-	-	-	-
802.11be EHT20-BF_Nss1,(MCS0)_2TX	Pass	6.867902G	-11.36	6.909775G	-60.22	-51.36	-8.86	2
802.11be EHT40-BF_Nss1,(MCS0)_2TX	Pass	6.902746G	-4.78	6.9642G	-55.63	-44.78	-10.85	2
802.11be EHT80-BF_Nss1,(MCS0)_2TX	Pass	6.82971G	-2.18	6.9956G	-51.56	-42.16	-9.40	2
802.11be EHT160-BF_Nss1,(MCS0)_2TX	Pass	6.6476G	0.84	6.9262G	-46.01	-39.16	-6.85	2
802.11be EHT320-BF_Nss1,(MCS0)_2TX	Pass	6.52741G	1.01	6.0894G	-39.86	-38.94	-0.92	1
6.875-7.125GHz	-	-	-	-	-	-	-	-
802.11be EHT20-BF_Nss1,(MCS0)_2TX	Pass	7.123748G	-9.82	7.15135G	-60.64	-49.82	-10.82	2
802.11be EHT40-BF_Nss1,(MCS0)_2TX	Pass	7.001501G	-5.93	6.9396G	-54.67	-45.93	-8.74	2
802.11be EHT80-BF_Nss1,(MCS0)_2TX	Pass	7.0077G	-1.80	6.8963G	-51.84	-41.71	-10.13	2
802.11be EHT160-BF_Nss1,(MCS0)_2TX	Pass	6.95481G	0.76	7.26G	-47.73	-39.24	-8.49	1
802.11be EHT320-BF_Nss1,(MCS0)_2TX	Pass	6.93059G	-0.09	6.3482G	-44.21	-40.09	-4.12	2



Result

Mode	Result	Ref (Hz)	Ref (dBm)	Freq (Hz)	Level (dBm)	Limit (dBm)	Margin (dB)	Port
802.11be EHT20-BF_Nss1,(MCS0)_2TX	-	-	-	-	-	-	-	-
5955MHz	Pass	5.959399G	-7.93	5.921925G	-61.27	-47.93	-13.34	1
5955MHz	Pass	5.964298G	-9.70	5.9899G	-61.65	-49.70	-11.95	2
6195MHz	Pass	6.188727G	-7.01	6.1599G	-60.92	-47.01	-13.91	1
6195MHz	Pass	6.187477G	-7.74	6.23645G	-61.28	-47.74	-13.54	2
6415MHz	Pass	6.420674G	-7.16	6.450175G	-60.19	-47.16	-13.03	1
6415MHz	Pass	6.407202G	-9.30	6.3719G	-60.63	-49.30	-11.33	2
6435MHz	Pass	6.427452G	-8.10	6.47975G	-60.65	-48.10	-12.55	1
6435MHz	Pass	6.427302G	-9.36	6.3974G	-60.87	-49.36	-11.51	2
6475MHz	Pass	6.470926G	-7.42	6.507275G	-59.27	-47.42	-11.85	1
6475MHz	Pass	6.482523G	-7.88	6.4371G	-60.98	-47.88	-13.10	2
6515MHz	Pass	6.506502G	-7.00	6.476325G	-60.52	-47.00	-13.52	1
6515MHz	Pass	6.521148G	-7.73	6.48125G	-60.56	-47.73	-12.83	2
6535MHz	Pass	6.529701G	-8.37	6.5024G	-60.86	-48.37	-12.49	1
6535MHz	Pass	6.527102G	-9.58	6.501225G	-60.82	-49.58	-11.24	2
6695MHz	Pass	6.687752G	-7.13	6.65975G	-61.39	-47.13	-14.26	1
6695MHz	Pass	6.702198G	-8.38	6.6569G	-61.24	-48.38	-12.86	2
6875MHz	Pass	6.883523G	-10.55	6.917225G	-59.76	-50.55	-9.21	1
6875MHz	Pass	6.867902G	-11.36	6.909775G	-60.22	-51.36	-8.86	2
6895MHz	Pass	6.898374G	-8.23	6.860025G	-59.63	-48.23	-11.40	1
6895MHz	Pass	6.902298G	-8.81	6.9335G	-60.03	-48.81	-11.22	2
6995MHz	Pass	6.987752G	-7.27	6.954725G	-59.85	-47.27	-12.58	1
6995MHz	Pass	6.985777G	-7.88	6.957375G	-60.10	-47.88	-12.22	2
7095MHz	Pass	7.100024G	-6.90	7.131675G	-60.56	-46.90	-13.66	1
7095MHz	Pass	7.102448G	-6.72	7.06295G	-59.15	-46.31	-12.84	2
7115MHz	Pass	7.122048G	-9.54	7.160525G	-60.55	-49.54	-11.01	1
7115MHz	Pass	7.123748G	-9.82	7.15135G	-60.64	-49.82	-10.82	2
802.11be EHT40-BF_Nss1,(MCS0)_2TX	-	-	-	-	-	-	-	-
5965MHz	Pass	5.981546G	-7.25	6.0371G	-56.84	-47.25	-9.59	1
5965MHz	Pass	5.981146G	-7.89	6.03645G	-57.10	-47.89	-9.21	2
6205MHz	Pass	6.192503G	-5.21	6.27345G	-57.38	-45.21	-12.17	1
6205MHz	Pass	6.192203G	-6.19	6.27105G	-57.39	-46.19	-11.20	2
6405MHz	Pass	6.393553G	-6.07	6.46625G	-56.16	-45.80	-10.36	1
6405MHz	Pass	6.386405G	-7.78	6.4971G	-56.93	-47.78	-9.15	2
6445MHz	Pass	6.459896G	-4.69	6.50835G	-56.81	-44.69	-12.12	1
6445MHz	Pass	6.454548G	-5.11	6.3806G	-55.49	-45.11	-10.38	2
6485MHz	Pass	6.491798G	-4.27	6.40525G	-57.00	-44.27	-12.73	1
6485MHz	Pass	6.490049G	-4.43	6.4197G	-54.52	-44.43	-10.09	2
6525MHz	Pass	6.542496G	-5.07	6.4591G	-56.85	-45.07	-11.78	1
6525MHz	Pass	6.519051G	-5.22	6.4588G	-57.09	-45.22	-11.87	2
6565MHz	Pass	6.550504G	-2.78	6.63065G	-56.48	-42.78	-13.70	1
6565MHz	Pass	6.582846G	-3.57	6.58725G	-36.24	-23.58	-12.66	2
6685MHz	Pass	6.672253G	-3.87	6.62055G	-56.97	-43.74	-13.23	1
6685MHz	Pass	6.697747G	-4.36	6.7071G	-36.93	-24.37	-12.56	2
6885MHz	Pass	6.902296G	-4.05	6.82G	-55.53	-44.05	-11.48	1
6885MHz	Pass	6.902746G	-4.78	6.9642G	-55.63	-44.78	-10.85	2
6925MHz	Pass	6.907504G	-5.19	7.00295G	-55.85	-45.19	-10.66	1
6925MHz	Pass	6.935197G	-5.08	6.98765G	-55.61	-45.05	-10.56	2
7005MHz	Pass	7.014048G	-4.95	6.94115G	-55.73	-44.95	-10.78	1
7005MHz	Pass	7.001501G	-5.93	6.9396G	-54.67	-45.93	-8.74	2
7085MHz	Pass	7.100296G	-3.84	7.00775G	-55.73	-43.84	-11.89	1
7085MHz	Pass	7.096847G	-3.82	7.00965G	-55.77	-43.82	-11.95	2
802.11be EHT80-BF_Nss1,(MCS0)_2TX	-	-	-	-	-	-	-	-
5985MHz	Pass	6.01989G	-1.10	6.117G	-52.98	-41.01	-11.97	1
5985MHz	Pass	6.01399G	-1.60	6.1153G	-53.08	-41.60	-11.48	2



Mode	Result	Ref (Hz)	Ref (dBm)	Freq (Hz)	Level (dBm)	Limit (dBm)	Margin (dB)	Port
6225MHz	Pass	6.19161G	-1.32	6.0906G	-52.58	-41.32	-11.26	1
6225MHz	Pass	6.2251G	-1.46	6.095G	-52.66	-41.46	-11.20	2
6385MHz	Pass	6.35031G	-2.33	6.2361G	-53.83	-42.33	-11.50	1
6385MHz	Pass	6.36241G	-3.20	6.2479G	-53.97	-43.20	-10.77	2
6465MHz	Pass	6.49919G	-2.83	6.308G	-54.03	-42.83	-11.20	1
6465MHz	Pass	6.50089G	-3.47	6.313G	-53.67	-43.47	-10.20	2
6545MHz	Pass	6.5421G	-4.10	6.6866G	-53.70	-44.10	-9.60	1
6545MHz	Pass	6.51661G	-4.46	6.4164G	-53.29	-44.43	-8.86	2
6625MHz	Pass	6.65819G	-3.18	6.4947G	-53.47	-43.08	-10.39	1
6625MHz	Pass	6.6434G	-3.30	6.4951G	-53.45	-43.30	-10.15	2
6705MHz	Pass	6.67681G	-2.27	6.8986G	-53.10	-42.27	-10.83	1
6705MHz	Pass	6.7169G	-2.79	6.8998G	-53.43	-42.79	-10.64	2
6785MHz	Pass	6.7911G	-1.75	6.913G	-52.28	-41.75	-10.53	1
6785MHz	Pass	6.8033G	-1.77	6.9837G	-52.53	-41.77	-10.76	2
6865MHz	Pass	6.89249G	-2.35	6.9985G	-52.21	-42.35	-9.86	1
6865MHz	Pass	6.82971G	-2.18	6.9956G	-51.56	-42.16	-9.40	2
6945MHz	Pass	6.9604G	-2.45	6.8165G	-53.76	-42.45	-11.31	1
6945MHz	Pass	6.952G	-3.11	7.1229G	-53.82	-43.11	-10.71	2
7025MHz	Pass	6.99161G	-1.66	6.8904G	-52.70	-41.66	-11.04	1
7025MHz	Pass	7.0077G	-1.80	6.8963G	-51.84	-41.71	-10.13	2
802.11be EHT160-BF_Nss1,(MCS0)_2TX	-	-	-	-	-	-	-	-
6025MHz	Pass	6.0406G	-1.43	6.2954G	-50.82	-41.43	-9.39	1
6025MHz	Pass	6.06179G	-2.00	6.286G	-51.18	-42.00	-9.18	2
6185MHz	Pass	6.15541G	0.12	6.4414G	-48.11	-39.88	-8.23	1
6185MHz	Pass	6.10902G	-0.10	6.4352G	-48.61	-40.10	-8.51	2
6345MHz	Pass	6.3612G	0.40	6.0866G	-46.06	-39.60	-6.46	1
6345MHz	Pass	6.32461G	0.91	6.095G	-44.33	-39.09	-5.24	2
6505MHz	Pass	6.54239G	0.85	6.7642G	-47.45	-39.13	-8.32	1
6505MHz	Pass	6.4964G	0.17	6.2484G	-48.30	-39.83	-8.47	2
6665MHz	Pass	6.67G	1.46	6.9286G	-45.69	-38.54	-7.15	1
6665MHz	Pass	6.6476G	0.84	6.9262G	-46.01	-39.16	-6.85	2
6825MHz	Pass	6.76901G	-0.28	7.0824G	-48.08	-40.28	-7.80	1
6825MHz	Pass	6.80361G	0.06	7.0786G	-48.05	-39.94	-8.11	2
6985MHz	Pass	6.95481G	0.76	7.26G	-47.73	-39.24	-8.49	1
6985MHz	Pass	6.94161G	0.80	7.239G	-47.73	-39.19	-8.54	2
802.11be EHT320-BF_Nss1,(MCS0)_2TX	-	-	-	-	-	-	-	-
6105MHz	Pass	6.07821G	0.60	6.653G	-44.42	-39.24	-5.18	1
6105MHz	Pass	6.113G	-0.25	6.6122G	-45.70	-40.25	-5.45	2
6425MHz	Pass	6.51298G	1.36	6.9274G	-40.16	-38.64	-1.52	1
6425MHz	Pass	6.35302G	-0.10	6.9306G	-43.71	-40.10	-3.61	2
6265MHz	Pass	6.15063G	0.39	6.9538G	-43.78	-39.61	-4.17	1
6265MHz	Pass	6.20501G	0.22	6.8118G	-45.00	-39.63	-5.37	2
6745MHz	Pass	6.67582G	0.38	6.1986G	-43.03	-39.62	-3.41	1
6745MHz	Pass	6.60863G	-0.16	6.1926G	-44.00	-40.16	-3.84	2
6585MHz	Pass	6.52741G	1.01	6.0894G	-39.86	-38.94	-0.92	1
6585MHz	Pass	6.6026G	0.11	6.0842G	-42.36	-39.89	-2.47	2
6905MHz	Pass	6.93779G	0.41	6.3134G	-44.91	-39.37	-5.54	1
6905MHz	Pass	6.93059G	-0.09	6.3482G	-44.21	-40.09	-4.12	2



5.925-6.425GHz_802.11be EHT20-BF_Nss1,(MCS0)_2TX

MASK

6415MHz_TX

04/04/2024

CF (Hz)
6.415G

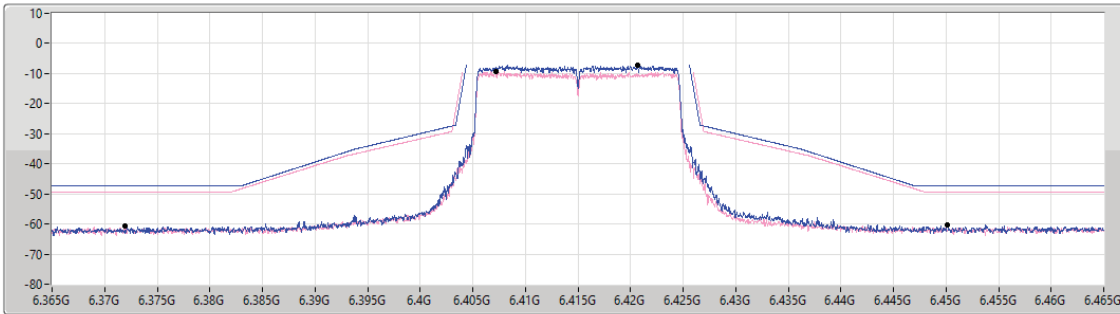
Span (Hz)
100M

RBW (Hz)
200k

VBW (Hz)
1M

Sweep Time (s)
4.01m

Detector Type
RMS



Port 1

Port 2

Ref(Hz)	Ref(dBm)	Freq(Hz)	Level(dBm)	Limit(dBm)	Margin(dB)	Port
6.420674G	-7.16	6.450175G	-60.19	-47.16	-13.03	1
6.407202G	-9.30	6.3719G	-60.63	-49.30	-11.33	2

5.925-6.425GHz_802.11be EHT40-BF_Nss1,(MCS0)_2TX

MASK

6405MHz_TX

04/04/2024

CF (Hz)
6.405G

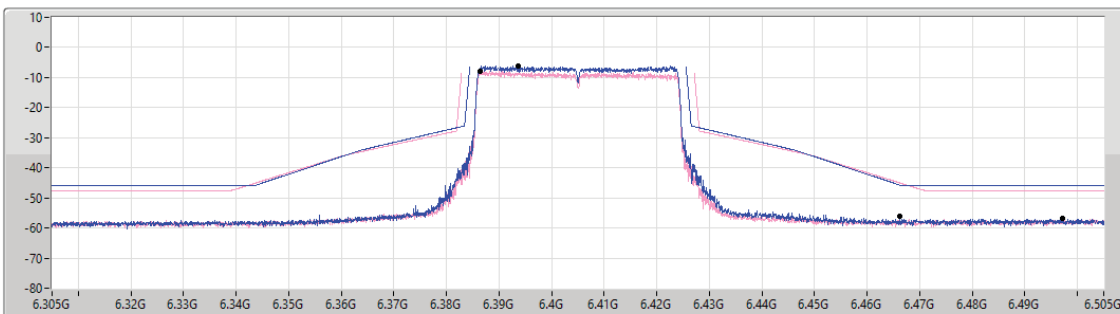
Span (Hz)
200M

RBW (Hz)
500k

VBW (Hz)
2M

Sweep Time (s)
4.01m

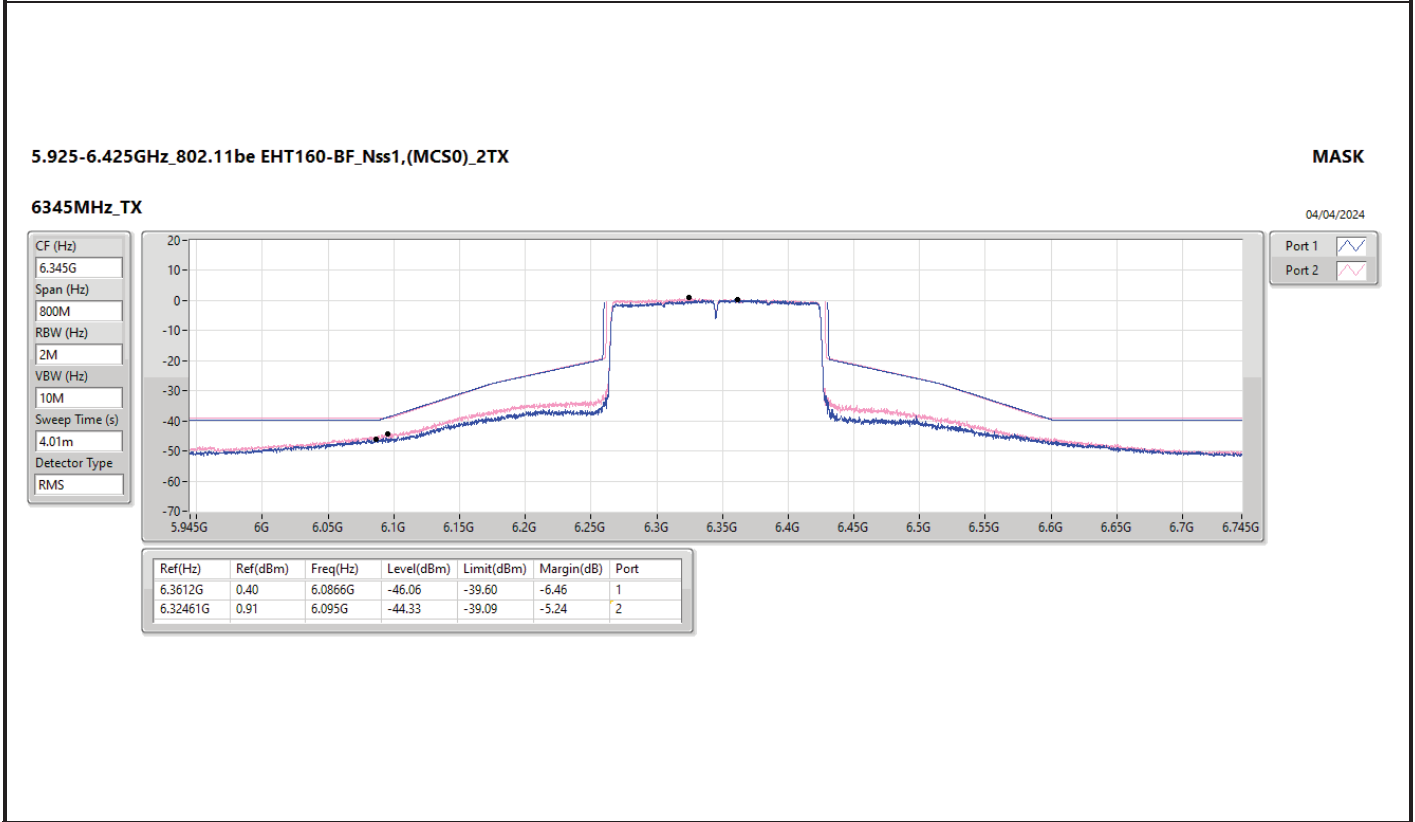
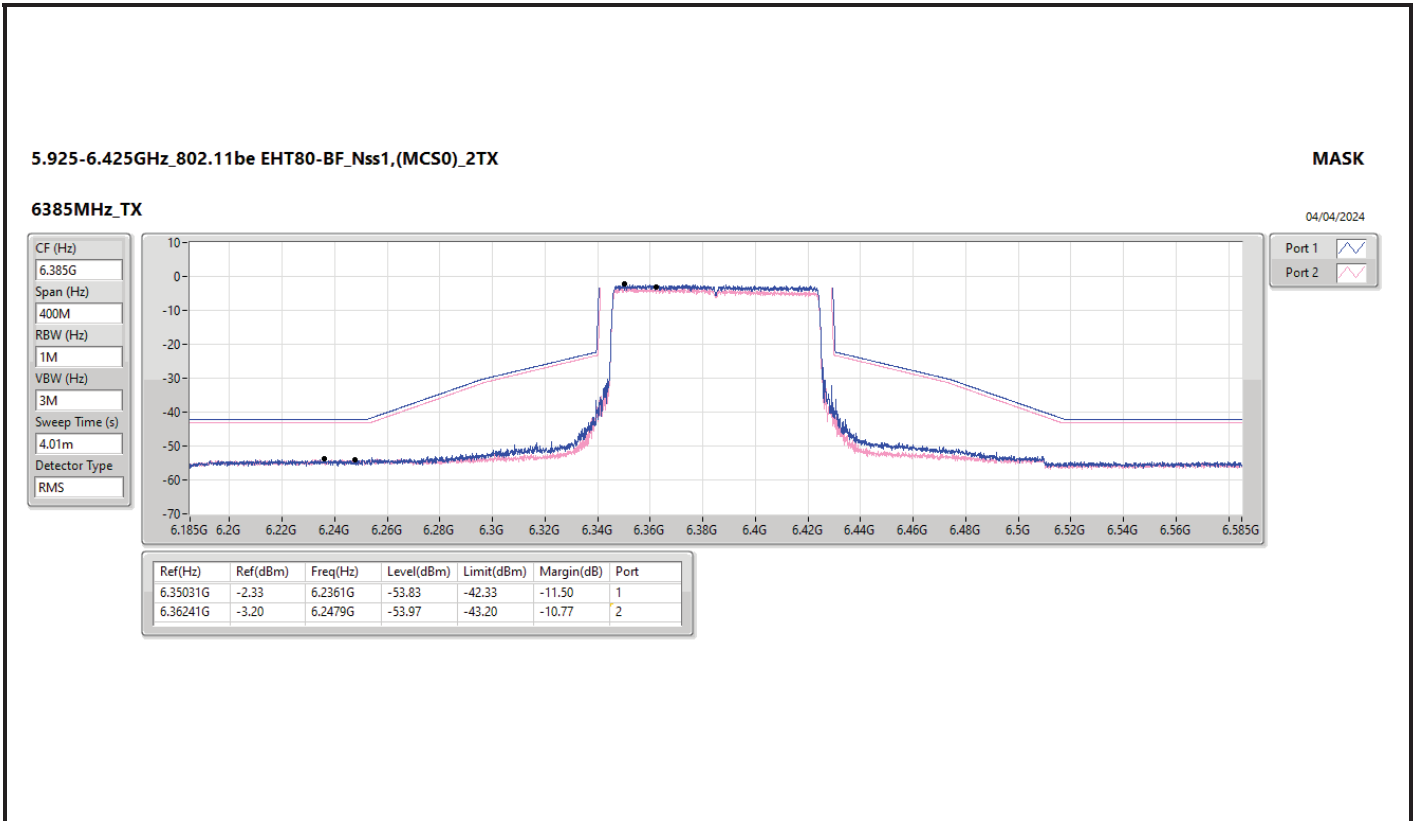
Detector Type
RMS



Port 1

Port 2

Ref(Hz)	Ref(dBm)	Freq(Hz)	Level(dBm)	Limit(dBm)	Margin(dB)	Port
6.393553G	-6.07	6.46625G	-56.16	-45.80	-10.36	1
6.386405G	-7.78	6.4971G	-56.93	-47.78	-9.15	2





5.925-6.425GHz_802.11be EHT320-BF_Nss1,(MCS0)_2TX

MASK

6425MHz_TX

04/04/2024

CF (Hz)
6.425G

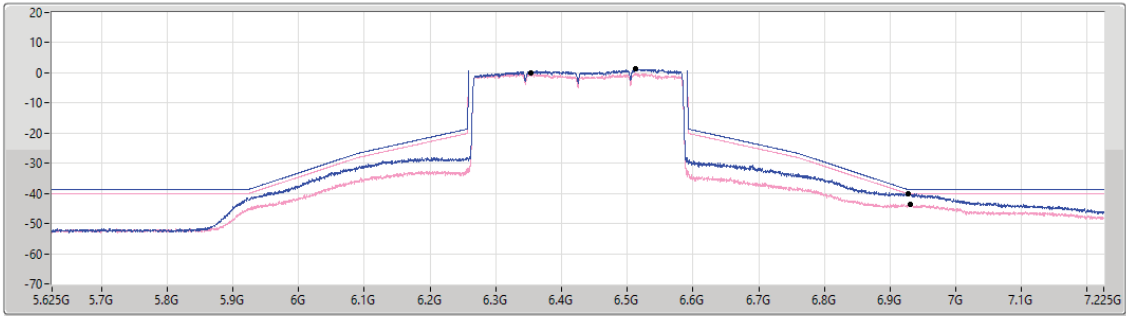
Span (Hz)
1.6G

RBW (Hz)
3M

VBW (Hz)
10M

Sweep Time (s)
4.01m

Detector Type
RMS



Port 1

Port 2

Ref(Hz)	Ref(dBm)	Freq(Hz)	Level(dBm)	Limit(dBm)	Margin(dB)	Port
6.51298G	1.36	6.9274G	-40.16	-38.64	-1.52	1
6.35302G	-0.10	6.9306G	-43.71	-40.10	-3.61	2

6.425-6.525GHz_802.11be EHT20-BF_Nss1,(MCS0)_2TX

MASK

6435MHz_TX

04/04/2024

CF (Hz)
6.435G

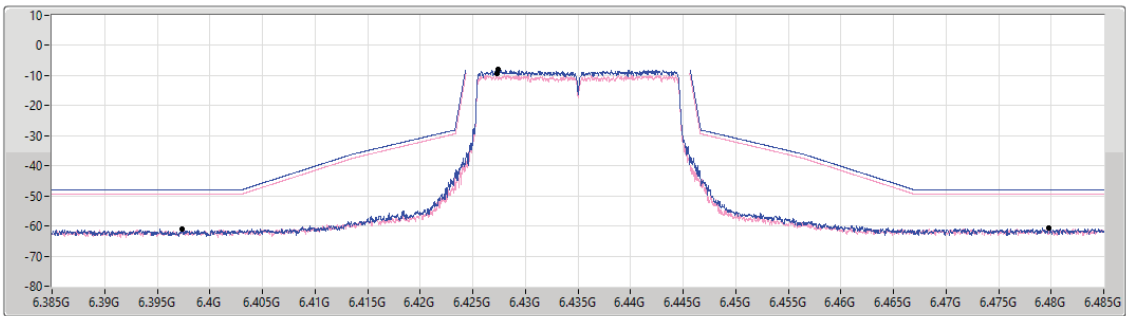
Span (Hz)
100M

RBW (Hz)
200k

VBW (Hz)
1M

Sweep Time (s)
4.01m

Detector Type
RMS



Port 1

Port 2

Ref(Hz)	Ref(dBm)	Freq(Hz)	Level(dBm)	Limit(dBm)	Margin(dB)	Port
6.427452G	-8.10	6.47975G	-60.65	-48.10	-12.55	1
6.427302G	-9.36	6.3974G	-60.87	-49.36	-11.51	2



6.425-6.525GHz_802.11be EHT40-BF_Nss1,(MCS0)_2TX

MASK

6485MHz_TX

04/04/2024

CF (Hz)
6.485G

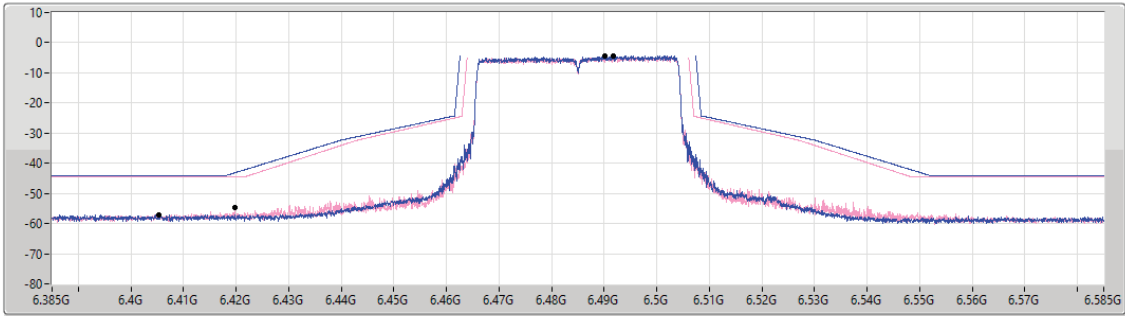
Span (Hz)
200M

RBW (Hz)
500k

VBW (Hz)
2M

Sweep Time (s)
4.01m

Detector Type
RMS



Port 1

Port 2

Ref(Hz)	Ref(dBm)	Freq(Hz)	Level(dBm)	Limit(dBm)	Margin(dB)	Port
6.491798G	-4.27	6.40525G	-57.00	-44.27	-12.73	1
6.490049G	-4.43	6.4197G	-54.52	-44.43	-10.09	2

6.425-6.525GHz_802.11be EHT80-BF_Nss1,(MCS0)_2TX

MASK

6545MHz_TX

04/04/2024

CF (Hz)
6.545G

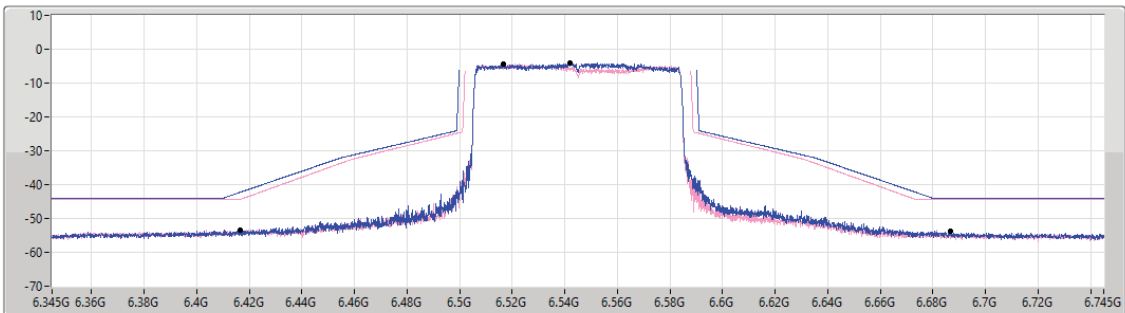
Span (Hz)
400M

RBW (Hz)
1M

VBW (Hz)
3M

Sweep Time (s)
4.01m

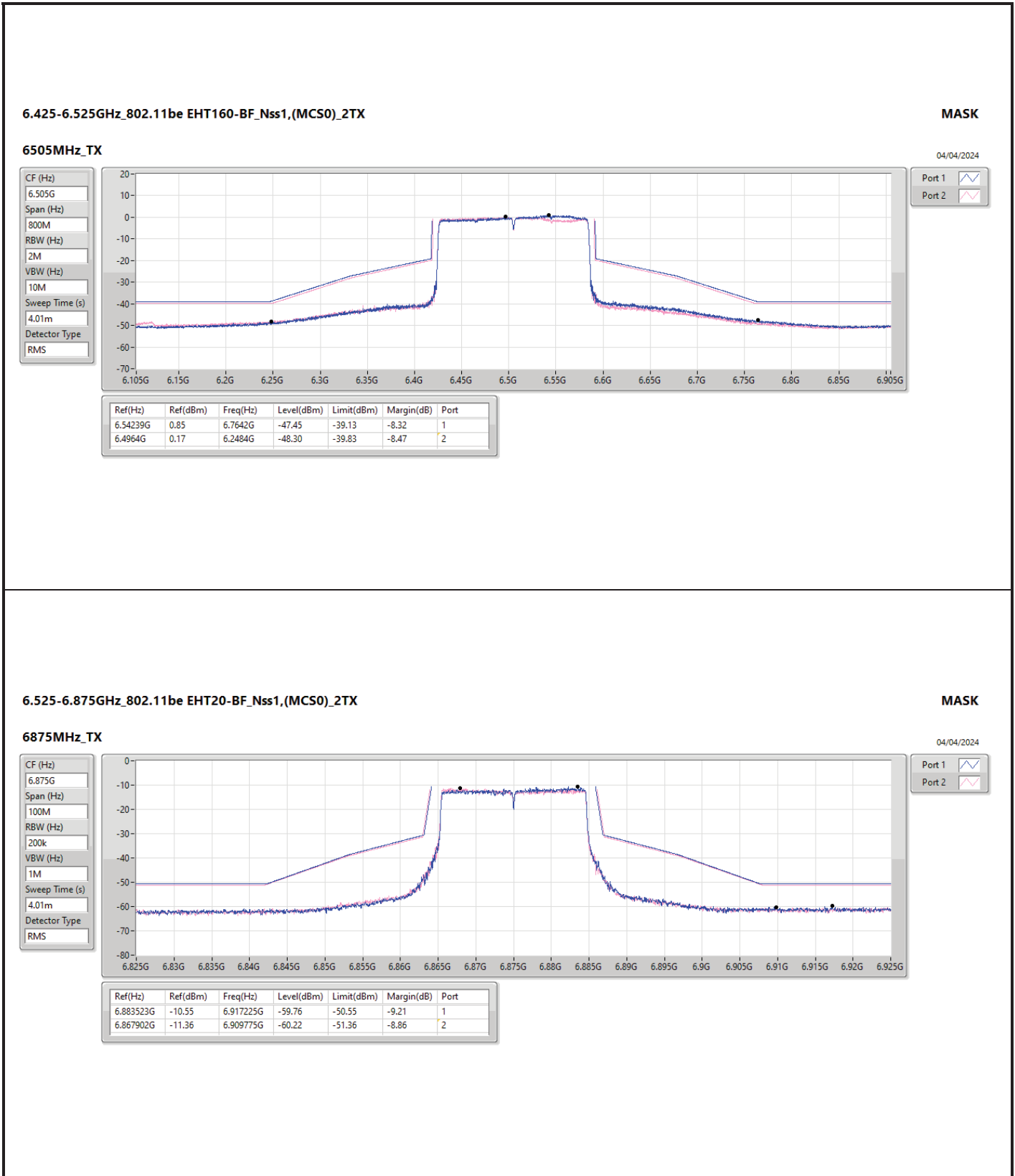
Detector Type
RMS

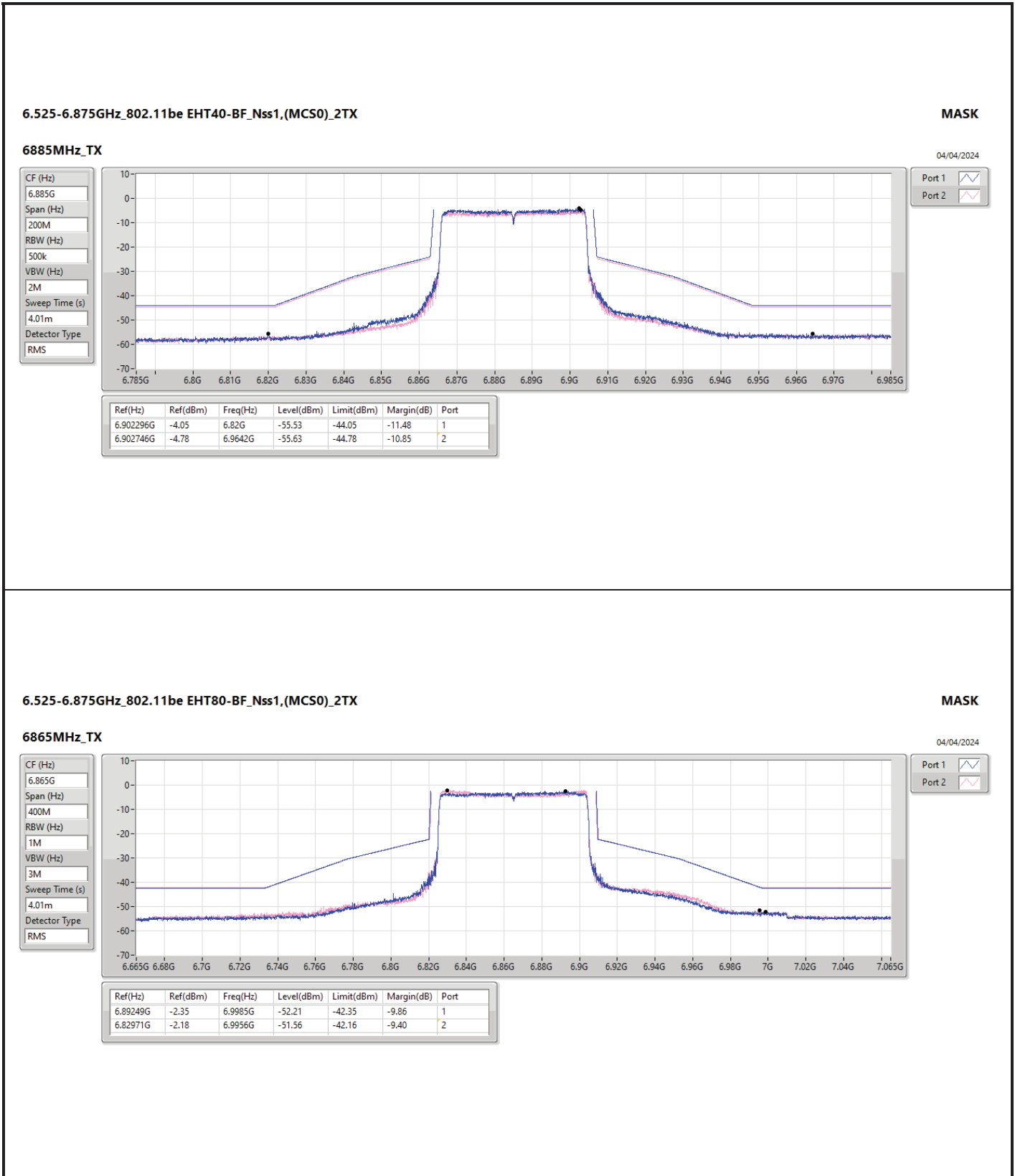


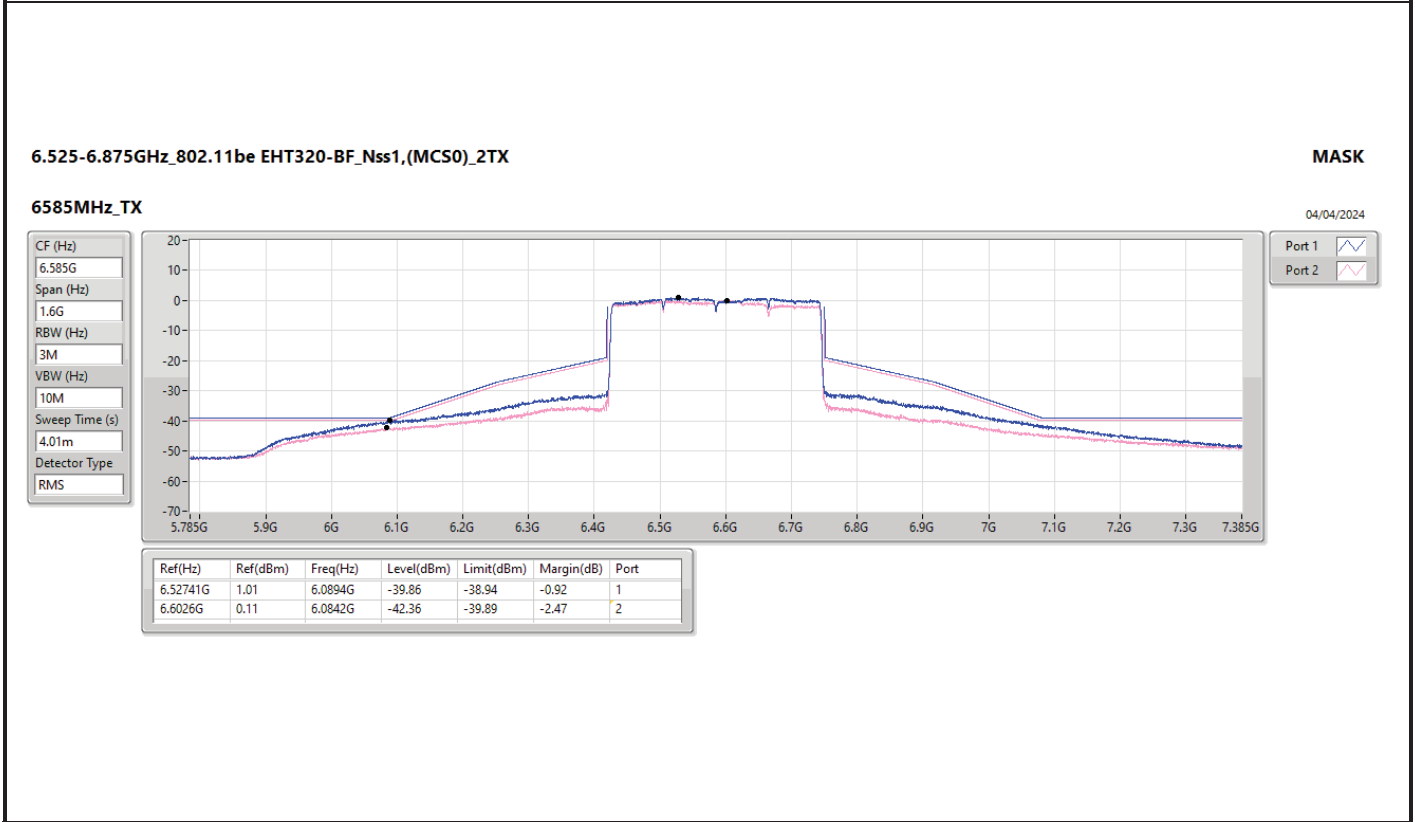
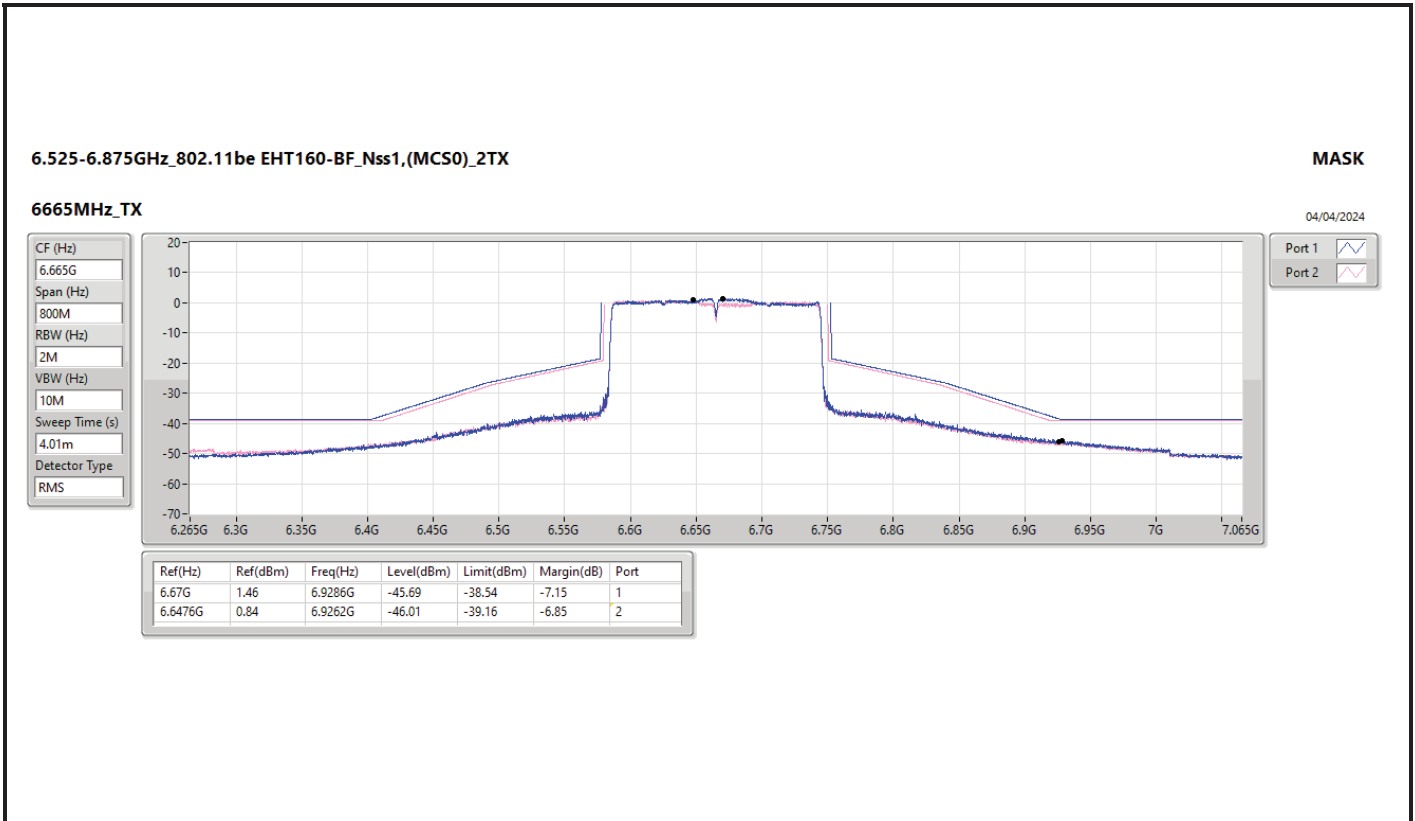
Port 1

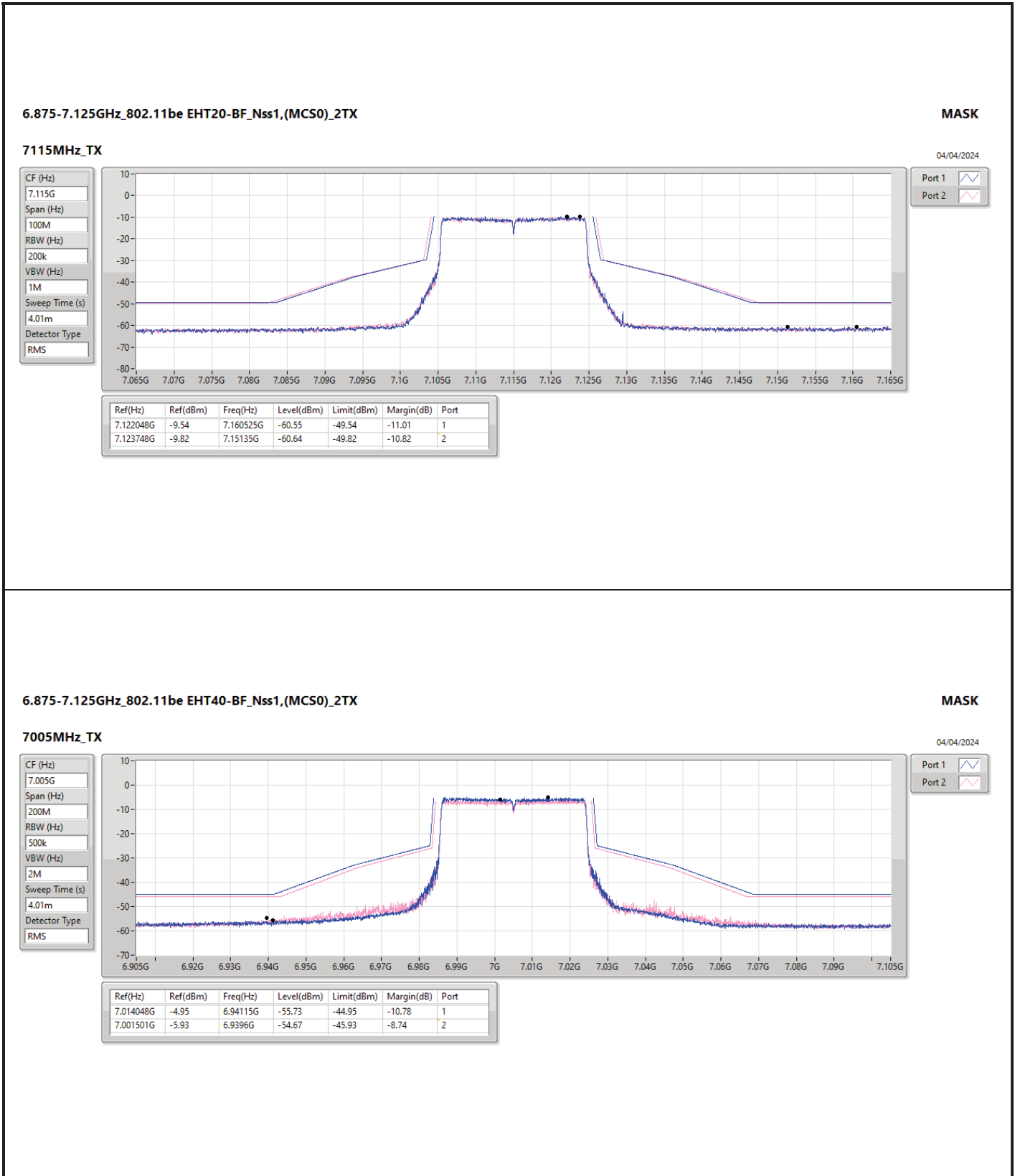
Port 2

Ref(Hz)	Ref(dBm)	Freq(Hz)	Level(dBm)	Limit(dBm)	Margin(dB)	Port
6.5421G	-4.10	6.6866G	-53.70	-44.10	-9.60	1
6.51661G	-4.46	6.4164G	-53.29	-44.43	-8.86	2









6.875-7.125GHz_802.11be EHT40-BF_Nss1,(MCS0)_2TX

MASK

7005MHz_TX

CF (Hz)
7.005G

Span (Hz)
200M

RBW (Hz)
500k

VBW (Hz)
2M

Sweep Time (s)
4.01m

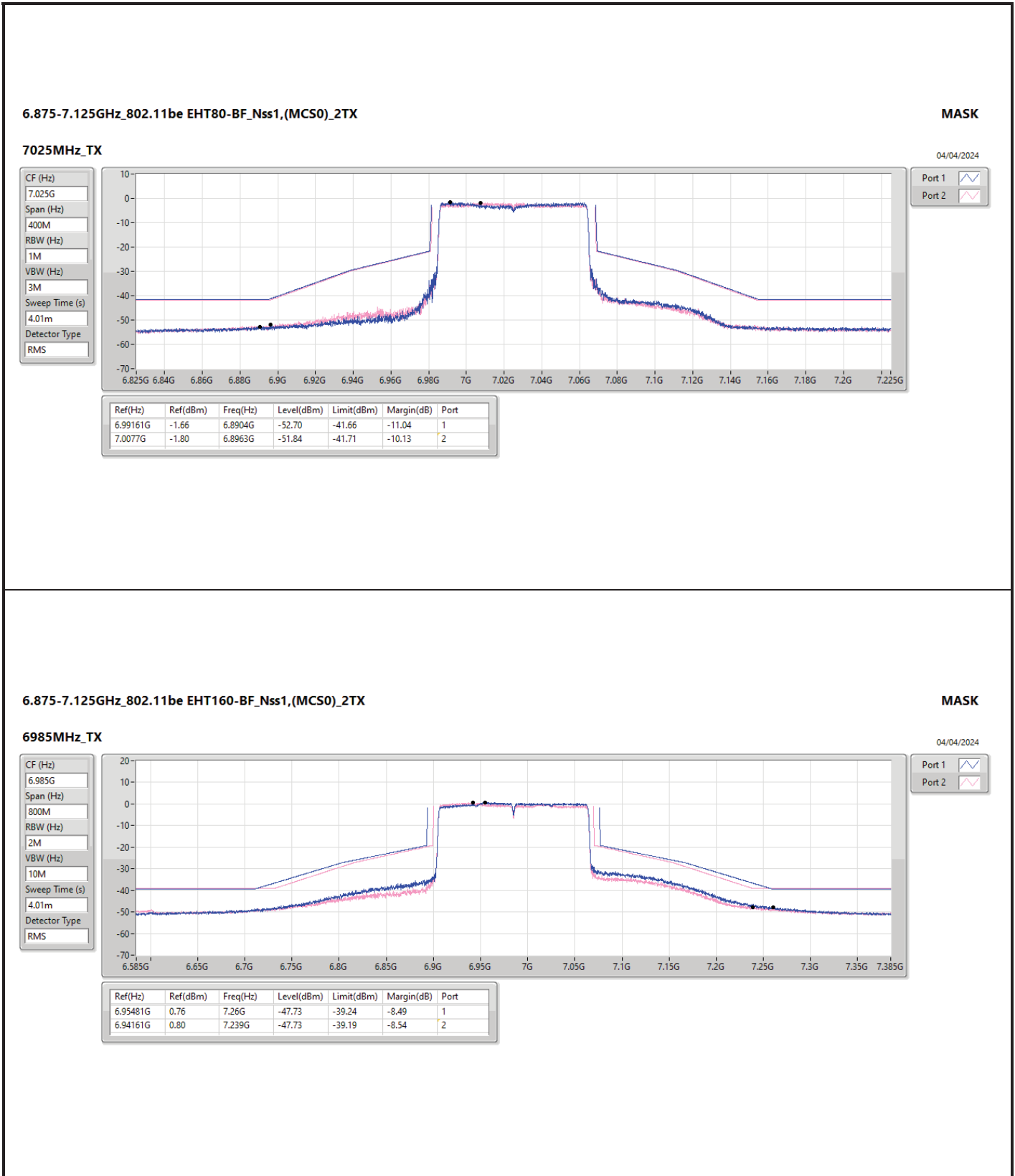
Detector Type
RMS

04/04/2024

Port 1

Port 2

Ref(Hz)	Ref(dBm)	Freq(Hz)	Level(dBm)	Limit(dBm)	Margin(dB)	Port
7.014048G	-4.95	6.94115G	-55.73	-44.95	-10.78	1
7.001501G	-5.93	6.9396G	-54.67	-45.93	-8.74	2



6.875-7.125GHz_802.11be EHT160-BF_Nss1,(MCS0)_2TX

MASK

6985MHz_TX

CF (Hz)
6.985G

Span (Hz)
800M

RBW (Hz)
2M

VBW (Hz)
10M

Sweep Time (s)
4.01m

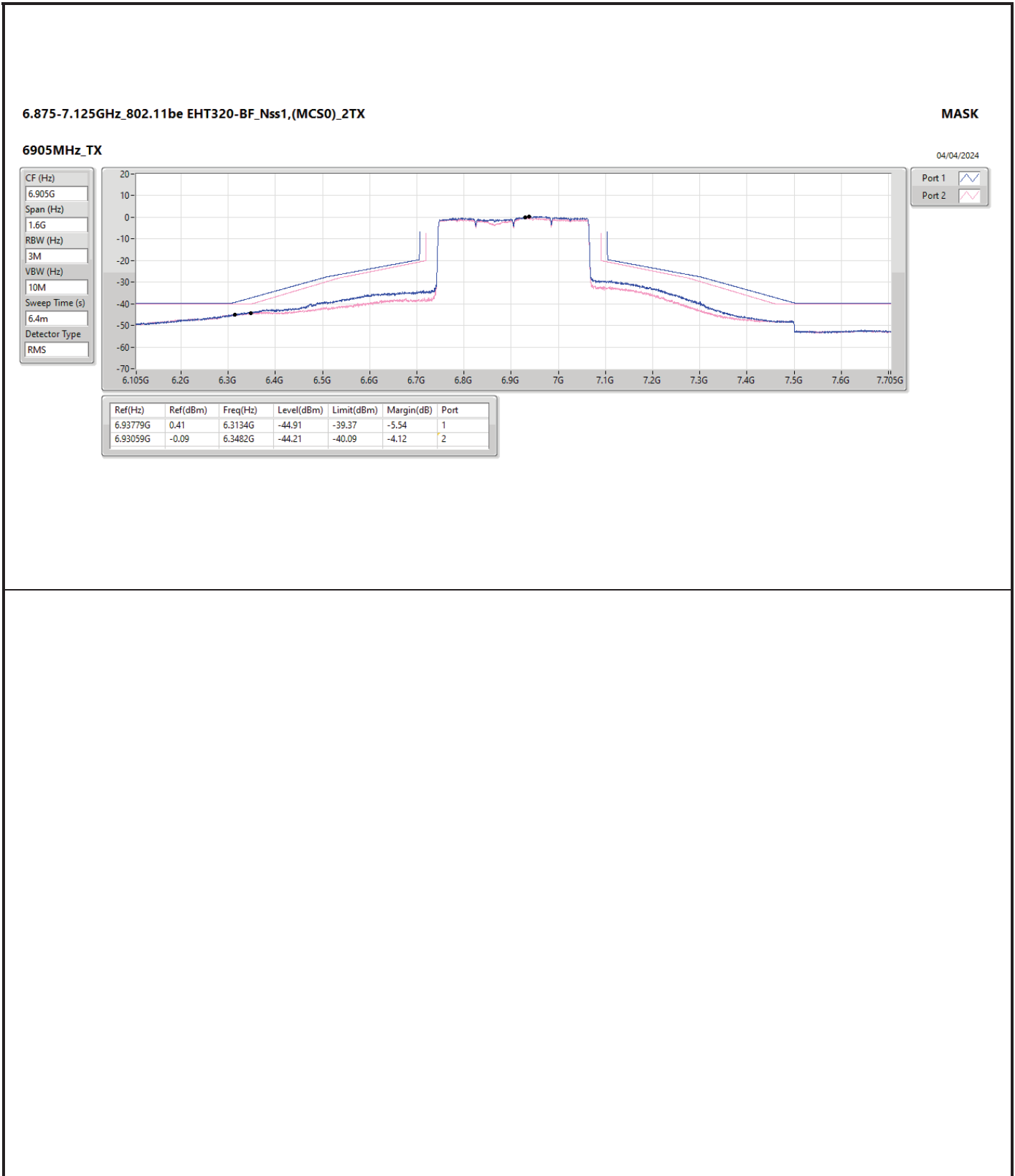
Detector Type
RMS

04/04/2024

Port 1

Port 2

Ref(Hz)	Ref(dBm)	Freq(Hz)	Level(dBm)	Limit(dBm)	Margin(dB)	Port
6.95481G	0.76	7.26G	-47.73	-39.24	-8.49	1
6.94161G	0.80	7.239G	-47.73	-39.19	-8.54	2





Summary

Mode	Result	Type	Freq (Hz)	Level (dBuV/m)	Limit (dBuV/m)	Margin (dB)	Dist (m)	Condition	Azimuth (°)	Height (m)
6.525-6.875GHz	-	-	-	-	-	-	-	-	-	-
802.11be EHT320_Nss1,(MCS0)_2TX	Pass	PK	45.52M	31.59	40.00	-8.41	3	Horizontal	0	3.00



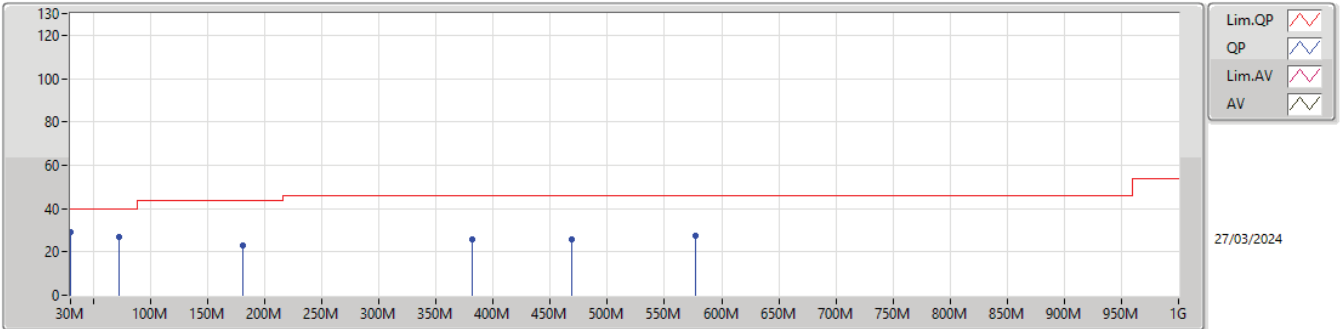
Result

Mode	Result	Type	Freq (Hz)	Level (dBuV/m)	Limit (dBuV/m)	Margin (dB)	Dist (m)	Condition	Azimuth (°)	Height (m)
802.11be EHT320_Nss1,(MCS0)_2TX	-	-	-	-	-	-	-	-	-	-
6745MHz	Pass	PK	30M	29.01	40.00	-10.99	3	Vertical	360	3.00
6745MHz	Pass	PK	72.68M	26.64	40.00	-13.36	3	Vertical	360	3.00
6745MHz	Pass	PK	181.32M	22.86	43.50	-20.64	3	Vertical	360	3.00
6745MHz	Pass	PK	381.14M	25.84	46.00	-20.16	3	Vertical	360	3.00
6745MHz	Pass	PK	468.44M	25.98	46.00	-20.02	3	Vertical	360	3.00
6745MHz	Pass	PK	577.08M	27.51	46.00	-18.49	3	Vertical	360	3.00
6745MHz	Pass	PK	45.52M	31.59	40.00	-8.41	3	Horizontal	0	3.00
6745MHz	Pass	PK	115.36M	24.79	43.50	-18.71	3	Horizontal	0	3.00
6745MHz	Pass	PK	227.88M	24.64	46.00	-21.36	3	Horizontal	0	3.00
6745MHz	Pass	PK	342.34M	25.86	46.00	-20.14	3	Horizontal	0	3.00
6745MHz	Pass	PK	381.14M	27.23	46.00	-18.77	3	Horizontal	0	3.00
6745MHz	Pass	PK	427.7M	26.89	46.00	-19.11	3	Horizontal	0	3.00



6.525-6.875GHz_802.11be EHT320_Nss1,(MCS0)_2TX

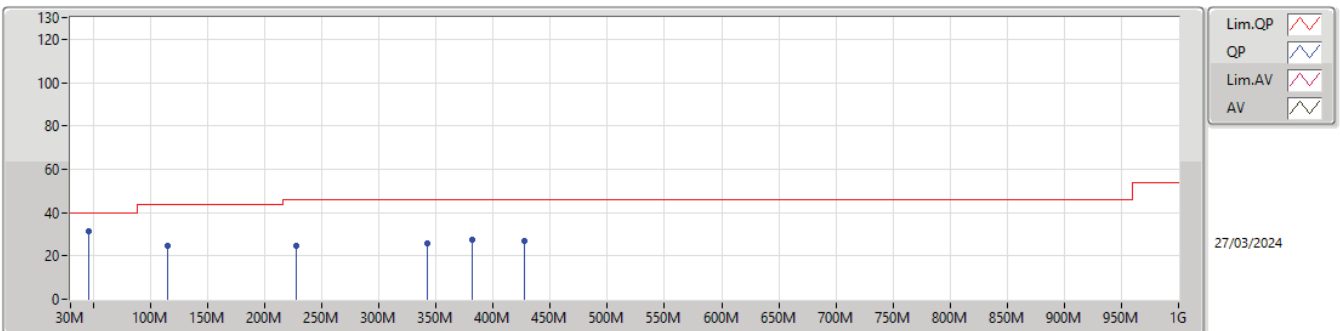
6745MHz_PoE



Type	Freq (Hz)	Level (dBuV/m)	Limit (dBuV/m)	Margin (dB)	Factor (dB)	Dist (m)	Condition	Azimuth (°)	Height (m)	Raw (dBuV)	AF (dB)	CL (dB)	PA (dB)
PK	30M	29.01	40.00	-10.99	-3.19	3	Vertical	360	3.00	32.20	22.98	1.23	27.40
PK	72.68M	26.64	40.00	-13.36	-14.50	3	Vertical	360	3.00	41.14	11.45	1.74	27.69
PK	181.32M	22.86	43.50	-20.64	-10.48	3	Vertical	360	3.00	33.34	14.40	2.67	27.55
PK	381.14M	25.84	46.00	-20.16	-3.55	3	Vertical	360	3.00	29.39	20.16	4.09	27.80
PK	468.44M	25.98	46.00	-20.02	-1.27	3	Vertical	360	3.00	27.25	22.39	4.70	28.36
PK	577.08M	27.51	46.00	-18.49	0.77	3	Vertical	360	3.00	26.74	23.87	5.49	28.59

6.525-6.875GHz_802.11be EHT320_Nss1,(MCS0)_2TX

6745MHz_PoE



Type	Freq (Hz)	Level (dBuV/m)	Limit (dBuV/m)	Margin (dB)	Factor (dB)	Dist (m)	Condition	Azimuth (°)	Height (m)	Raw (dBuV)	AF (dB)	CL (dB)	PA (dB)
PK	45.52M	31.59	40.00	-8.41	-9.59	3	Horizontal	0	3.00	41.18	15.64	1.47	26.70
PK	115.36M	24.79	43.50	-18.71	-8.41	3	Horizontal	0	3.00	33.20	17.24	2.17	27.82
PK	227.88M	24.64	46.00	-21.36	-9.19	3	Horizontal	0	3.00	33.83	15.04	3.11	27.34
PK	342.34M	25.86	46.00	-20.14	-4.55	3	Horizontal	0	3.00	30.41	19.16	3.83	27.54
PK	381.14M	27.23	46.00	-18.77	-3.55	3	Horizontal	0	3.00	30.78	20.16	4.09	27.80
PK	427.7M	26.89	46.00	-19.11	-1.97	3	Horizontal	0	3.00	28.86	21.75	4.43	28.15



Summary

Mode	Result	Type	Freq (Hz)	Level (dBuV/m)	Limit (dBuV/m)	Margin (dB)	Dist (m)	Condition	Azimuth (°)	Height (m)	Comments
5.925-6.425GHz	-	-	-	-	-	-	-	-	-	-	-
802.11be EHT20_Nss1,(MCS0)_2TX	Pass	AV	12.39G	41.21	54.00	-12.79	3	Vertical	340	2.30	9
802.11be EHT40_Nss1,(MCS0)_2TX	Pass	AV	12.40988G	40.74	54.00	-13.26	3	Vertical	334	2.22	12.5
802.11be EHT80_Nss1,(MCS0)_2TX	Pass	AV	12.44997G	42.44	54.00	-11.56	3	Vertical	349	2.25	14.5
802.11be EHT160_Nss1,(MCS0)_2TX	Pass	AV	12.36995G	41.87	54.00	-12.13	3	Vertical	358	2.23	18.5
802.11be EHT320_Nss1,(MCS0)_2TX	Pass	AV	5.9175G	65.12	68.20	-3.08	3	Vertical	309	2.62	BP 1MHz
6.425-6.525GHz	-	-	-	-	-	-	-	-	-	-	-
802.11be EHT20_Nss1,(MCS0)_2TX	Pass	AV	13.03G	42.13	68.20	-26.07	3	Vertical	7	1.61	9
802.11be EHT40_Nss1,(MCS0)_2TX	Pass	AV	13.04996G	42.89	68.20	-25.31	3	Vertical	21	1.57	12.5
802.11be EHT80_Nss1,(MCS0)_2TX	Pass	AV	13.08997G	43.04	68.20	-25.16	3	Vertical	23	1.60	15
802.11be EHT160_Nss1,(MCS0)_2TX	Pass	AV	13.00999G	42.00	68.20	-26.20	3	Vertical	26	1.63	18.5
6.525-6.875GHz	-	-	-	-	-	-	-	-	-	-	-
802.11be EHT20_Nss1,(MCS0)_2TX	Pass	AV	13.38997G	42.93	54.00	-11.07	3	Horizontal	313	2.05	9
802.11be EHT40_Nss1,(MCS0)_2TX	Pass	AV	13.36995G	43.56	54.00	-10.44	3	Horizontal	326	2.02	12.5
802.11be EHT80_Nss1,(MCS0)_2TX	Pass	AV	13.25G	41.92	54.00	-12.08	3	Vertical	10	1.37	15
802.11be EHT160_Nss1,(MCS0)_2TX	Pass	AV	13.3299G	41.76	54.00	-12.24	3	Vertical	328	2.66	18.5
802.11be EHT320_Nss1,(MCS0)_2TX	Pass	AV	13.4898G	43.32	68.20	-24.88	3	Vertical	4	1.42	20.5
6.875-7.125GHz	-	-	-	-	-	-	-	-	-	-	-
802.11be EHT20_Nss1,(MCS0)_2TX	Pass	AV	7.1255G	68.02	68.20	-0.18	3	Vertical	293	2.02	BP 1MHz
802.11be EHT40_Nss1,(MCS0)_2TX	Pass	AV	7.1264G	50.38	68.20	-17.82	3	Vertical	291	2.94	14.5
802.11be EHT80_Nss1,(MCS0)_2TX	Pass	AV	7.1252G	51.17	68.20	-17.03	3	Vertical	297	2.05	17
802.11be EHT160_Nss1,(MCS0)_2TX	Pass	AV	7.1365G	58.93	68.20	-9.27	3	Vertical	295	1.94	19
802.11be EHT320_Nss1,(MCS0)_2TX	Pass	AV	7.1375G	63.93	68.20	-4.27	3	Vertical	296	1.98	BP 1MHz



Result

Mode	Result	Type	Freq (Hz)	Level (dBuV/m)	Limit (dBuV/m)	Margin (dB)	Dist (m)	Condition	Azimuth (°)	Height (m)	Comments
802.11be EHT20_Nss1.(MCS0)_2TX	-	-	-	-	-	-	-	-	-	-	-
5955MHz	Pass	AV	5.9085G	46.88	68.20	-21.32	3	Vertical	306	2.89	9
5955MHz	Pass	AV	5.9637G	98.81	Inf	-Inf	3	Vertical	306	2.89	9
5955MHz	Pass	PK	5.8635G	59.66	88.20	-28.54	3	Vertical	306	2.89	9
5955MHz	Pass	PK	5.9463G	110.57	Inf	-Inf	3	Vertical	306	2.89	9
5955MHz	Pass	AV	5.9142G	46.86	68.20	-21.34	3	Horizontal	340	2.90	9
5955MHz	Pass	AV	5.952G	92.83	Inf	-Inf	3	Horizontal	340	2.90	9
5955MHz	Pass	PK	5.8932G	59.69	88.20	-28.51	3	Horizontal	340	2.90	9
5955MHz	Pass	PK	5.9517G	104.56	Inf	-Inf	3	Horizontal	340	2.90	9
5955MHz	Pass	AV	11.91963G	37.08	54.00	-16.92	3	Vertical	254	1.50	9
5955MHz	Pass	PK	11.91513G	50.00	74.00	-24.00	3	Vertical	254	1.50	9
5955MHz	Pass	AV	11.90985G	38.65	54.00	-15.35	3	Horizontal	48	2.59	9
5955MHz	Pass	PK	11.90868G	51.58	74.00	-22.42	3	Horizontal	48	2.59	9
6195MHz	Pass	AV	12.39G	41.21	54.00	-12.79	3	Vertical	340	2.30	9
6195MHz	Pass	PK	12.38994G	51.56	74.00	-22.44	3	Vertical	340	2.30	9
6195MHz	Pass	AV	12.38994G	39.68	54.00	-14.32	3	Horizontal	305	2.13	9
6195MHz	Pass	PK	12.39099G	51.38	74.00	-22.62	3	Horizontal	305	2.13	9
6415MHz	Pass	AV	12.82991G	41.24	68.20	-26.96	3	Vertical	316	1.04	9
6415MHz	Pass	PK	12.84179G	52.90	88.20	-35.30	3	Vertical	316	1.04	9
6415MHz	Pass	AV	12.82985G	40.71	68.20	-27.49	3	Horizontal	26	1.42	9
6415MHz	Pass	PK	12.83039G	52.94	88.20	-35.26	3	Horizontal	26	1.42	9
6435MHz	Pass	AV	12.87G	41.08	68.20	-27.12	3	Vertical	316	1.06	9
6435MHz	Pass	PK	12.86346G	52.90	88.20	-35.30	3	Vertical	316	1.06	9
6435MHz	Pass	AV	12.86982G	40.17	68.20	-28.03	3	Horizontal	39	1.62	9
6435MHz	Pass	PK	12.858G	52.56	88.20	-35.64	3	Horizontal	39	1.62	9
6475MHz	Pass	AV	12.95G	40.19	68.20	-28.01	3	Vertical	313	1.06	9
6475MHz	Pass	PK	12.93926G	52.13	88.20	-36.07	3	Vertical	313	1.06	9
6475MHz	Pass	AV	12.94985G	40.00	68.20	-28.20	3	Horizontal	291	1.63	9
6475MHz	Pass	PK	12.93512G	51.85	88.20	-36.35	3	Horizontal	291	1.63	9
6515MHz	Pass	AV	13.03G	42.13	68.20	-26.07	3	Vertical	7	1.61	9
6515MHz	Pass	PK	13.03042G	53.22	88.20	-34.98	3	Vertical	7	1.61	9
6515MHz	Pass	AV	13.02988G	40.82	68.20	-27.38	3	Horizontal	301	1.50	9
6515MHz	Pass	PK	13.02985G	53.25	88.20	-34.95	3	Horizontal	301	1.50	9
6535MHz	Pass	AV	13.06997G	42.65	68.20	-25.55	3	Vertical	4	1.59	9
6535MHz	Pass	PK	13.07027G	53.65	88.20	-34.55	3	Vertical	4	1.59	9
6535MHz	Pass	AV	13.06997G	41.68	68.20	-26.52	3	Horizontal	299	2.87	9
6535MHz	Pass	PK	13.07105G	53.86	88.20	-34.34	3	Horizontal	299	2.87	9
6695MHz	Pass	AV	13.39003G	41.65	54.00	-12.35	3	Vertical	307	2.67	9
6695MHz	Pass	PK	13.39009G	53.47	74.00	-20.53	3	Vertical	307	2.67	9
6695MHz	Pass	AV	13.38997G	42.93	54.00	-11.07	3	Horizontal	313	2.05	9
6695MHz	Pass	PK	13.39018G	53.48	74.00	-20.52	3	Horizontal	313	2.05	9
6875MHz	Pass	AV	13.74997G	43.28	68.20	-24.92	3	Vertical	348	1.86	9.5
6875MHz	Pass	PK	13.75003G	54.47	88.20	-33.73	3	Vertical	348	1.86	9.5
6875MHz	Pass	AV	13.74976G	41.72	68.20	-26.48	3	Horizontal	40	1.63	9.5
6875MHz	Pass	PK	13.73866G	53.71	88.20	-34.49	3	Horizontal	40	1.63	9.5
6895MHz	Pass	AV	13.78994G	42.43	68.20	-25.77	3	Vertical	348	2.21	10.5
6895MHz	Pass	PK	13.77782G	53.69	88.20	-34.51	3	Vertical	348	2.21	10.5
6895MHz	Pass	AV	13.78991G	41.29	68.20	-26.91	3	Horizontal	39	2.49	10.5
6895MHz	Pass	PK	13.79033G	54.34	88.20	-33.86	3	Horizontal	39	2.49	10.5
6995MHz	Pass	AV	14.00251G	40.85	68.20	-27.35	3	Vertical	11	2.40	10.5
6995MHz	Pass	PK	13.99396G	53.83	88.20	-34.37	3	Vertical	11	2.40	10.5
6995MHz	Pass	AV	13.98988G	41.77	68.20	-26.43	3	Horizontal	35	1.97	10.5
6995MHz	Pass	PK	14.00011G	54.18	88.20	-34.02	3	Horizontal	35	1.97	10.5
7095MHz	Pass	AV	7.089G	98.76	Inf	-Inf	3	Vertical	288	1.90	12.5
7095MHz	Pass	AV	7.1271G	49.52	68.20	-18.68	3	Vertical	288	1.90	12.5
7095MHz	Pass	PK	7.0917G	110.37	Inf	-Inf	3	Vertical	288	1.90	12.5
7095MHz	Pass	PK	7.1298G	62.13	88.20	-26.07	3	Vertical	288	1.90	12.5
7095MHz	Pass	AV	7.1001G	94.64	Inf	-Inf	3	Horizontal	336	1.10	12.5
7095MHz	Pass	AV	7.1976G	49.49	68.20	-18.71	3	Horizontal	336	1.10	12.5
7095MHz	Pass	PK	7.1001G	105.52	Inf	-Inf	3	Horizontal	336	1.10	12.5
7095MHz	Pass	PK	7.2018G	62.39	88.20	-25.81	3	Horizontal	336	1.10	12.5



RSE TX above 1GHz_Non-Beamforming

Appendix E.4

Mode	Result	Type	Freq (Hz)	Level (dBuV/m)	Limit (dBuV/m)	Margin (dB)	Dist (m)	Condition	Azimuth (°)	Height (m)	Comments
7095MHz	Pass	AV	14.17839G	42.01	68.20	-26.19	3	Vertical	5	2.48	12.5
7095MHz	Pass	PK	14.17899G	55.10	88.20	-33.10	3	Vertical	5	2.48	12.5
7095MHz	Pass	AV	14.19003G	42.70	68.20	-25.50	3	Horizontal	295	2.25	12.5
7095MHz	Pass	PK	14.19761G	55.02	88.20	-33.18	3	Horizontal	295	2.25	12.5
7115MHz	Pass	AV	7.1075G	93.77	Inf	-Inf	3	Vertical	293	2.02	BP 1MHz
7115MHz	Pass	AV	7.1255G	68.02	68.20	-0.18	3	Vertical	293	2.02	BP 1MHz
7115MHz	Pass	PK	7.1075G	100.54	Inf	-Inf	3	Vertical	293	2.02	BP 1MHz
7115MHz	Pass	PK	7.1255G	76.94	88.20	-11.26	3	Vertical	293	2.02	BP 1MHz
7115MHz	Pass	AV	7.1235G	87.74	Inf	-Inf	3	Horizontal	33	1.36	BP 1MHz
7115MHz	Pass	AV	7.1255G	63.87	68.20	-4.33	3	Horizontal	33	1.36	BP 1MHz
7115MHz	Pass	PK	7.1075G	93.22	Inf	-Inf	3	Horizontal	33	1.36	BP 1MHz
7115MHz	Pass	PK	7.1255G	71.62	88.20	-16.58	3	Horizontal	33	1.36	BP 1MHz
7115MHz	Pass	AV	14.22991G	41.98	68.20	-26.22	3	Vertical	338	1.50	4.5
7115MHz	Pass	PK	14.22512G	54.59	88.20	-33.61	3	Vertical	338	1.50	4.5
7115MHz	Pass	AV	14.21674G	42.01	68.20	-26.19	3	Horizontal	262	2.73	4.5
7115MHz	Pass	PK	14.21047G	55.40	88.20	-32.80	3	Horizontal	262	2.73	4.5
802.11be EHT40_Nss1,(MCS0)_2TX	-	-	-	-	-	-	-	-	-	-	-
5965MHz	Pass	AV	5.9248G	48.86	68.20	-19.34	3	Vertical	22	2.16	12.5
5965MHz	Pass	AV	5.9818G	98.58	Inf	-Inf	3	Vertical	22	2.16	12.5
5965MHz	Pass	PK	5.9248G	60.73	88.20	-27.47	3	Vertical	22	2.16	12.5
5965MHz	Pass	PK	5.9824G	111.11	Inf	-Inf	3	Vertical	22	2.16	12.5
5965MHz	Pass	AV	5.9224G	47.15	68.20	-21.05	3	Horizontal	302	2.90	12.5
5965MHz	Pass	AV	5.983G	93.06	Inf	-Inf	3	Horizontal	302	2.90	12.5
5965MHz	Pass	PK	5.9209G	59.57	88.20	-28.63	3	Horizontal	302	2.90	12.5
5965MHz	Pass	PK	5.983G	104.59	Inf	-Inf	3	Horizontal	302	2.90	12.5
5965MHz	Pass	AV	11.92994G	38.72	54.00	-15.28	3	Vertical	331	1.39	12.5
5965MHz	Pass	PK	11.92874G	50.72	74.00	-23.28	3	Vertical	331	1.39	12.5
5965MHz	Pass	AV	11.94896G	37.57	54.00	-16.43	3	Horizontal	314	1.50	12.5
5965MHz	Pass	PK	11.94958G	49.84	74.00	-24.16	3	Horizontal	314	1.50	12.5
6205MHz	Pass	AV	12.40988G	40.74	54.00	-13.26	3	Vertical	334	2.22	12.5
6205MHz	Pass	PK	12.40304G	51.02	74.00	-22.98	3	Vertical	334	2.22	12.5
6205MHz	Pass	AV	12.40994G	39.47	54.00	-14.53	3	Horizontal	258	1.50	12.5
6205MHz	Pass	PK	12.40266G	50.73	74.00	-23.27	3	Horizontal	258	1.50	12.5
6405MHz	Pass	AV	12.81G	41.33	68.20	-26.87	3	Vertical	292	1.04	13
6405MHz	Pass	PK	12.80976G	52.62	88.20	-35.58	3	Vertical	292	1.04	13
6405MHz	Pass	AV	12.81G	41.16	68.20	-27.04	3	Horizontal	1	1.30	13
6405MHz	Pass	PK	12.81018G	52.50	88.20	-35.70	3	Horizontal	1	1.30	13
6445MHz	Pass	AV	12.89002G	41.32	68.20	-26.88	3	Vertical	333	1.07	12.5
6445MHz	Pass	PK	12.89006G	53.28	88.20	-34.92	3	Vertical	333	1.07	12.5
6445MHz	Pass	AV	12.88994G	41.15	68.20	-27.05	3	Horizontal	307	1.67	12.5
6445MHz	Pass	PK	12.88904G	52.49	88.20	-35.71	3	Horizontal	307	1.67	12.5
6485MHz	Pass	AV	12.96998G	40.54	68.20	-27.66	3	Vertical	328	1.01	12.5
6485MHz	Pass	PK	12.97216G	52.42	88.20	-35.78	3	Vertical	328	1.01	12.5
6485MHz	Pass	AV	12.96988G	40.91	68.20	-27.29	3	Horizontal	332	2.49	12.5
6485MHz	Pass	PK	12.96758G	52.49	88.20	-35.71	3	Horizontal	332	2.49	12.5
6525MHz	Pass	AV	13.04996G	42.89	68.20	-25.31	3	Vertical	21	1.57	12.5
6525MHz	Pass	PK	13.04998G	54.07	88.20	-34.13	3	Vertical	21	1.57	12.5
6525MHz	Pass	AV	13.04996G	41.78	68.20	-26.42	3	Horizontal	292	1.26	12.5
6525MHz	Pass	PK	13.04994G	53.95	88.20	-34.25	3	Horizontal	292	1.26	12.5
6565MHz	Pass	AV	13.13012G	42.73	68.20	-25.47	3	Vertical	19	1.57	12.5
6565MHz	Pass	PK	13.13008G	54.77	88.20	-33.43	3	Vertical	19	1.57	12.5
6565MHz	Pass	AV	13.12989G	42.38	68.20	-25.82	3	Horizontal	358	2.82	12.5
6565MHz	Pass	PK	13.12707G	53.88	88.20	-34.32	3	Horizontal	358	2.82	12.5
6685MHz	Pass	AV	13.36996G	42.17	54.00	-11.83	3	Vertical	321	1.01	12.5
6685MHz	Pass	PK	13.37016G	53.93	74.00	-20.07	3	Vertical	321	1.01	12.5
6685MHz	Pass	AV	13.36995G	43.56	54.00	-10.44	3	Horizontal	326	2.02	12.5
6685MHz	Pass	PK	13.37054G	54.75	74.00	-19.25	3	Horizontal	326	2.02	12.5
6885MHz	Pass	AV	13.76991G	43.50	68.20	-24.70	3	Vertical	360	1.85	13
6885MHz	Pass	PK	13.76761G	54.34	88.20	-33.86	3	Vertical	360	1.85	13
6885MHz	Pass	AV	13.76989G	41.72	68.20	-26.48	3	Horizontal	53	1.50	13
6885MHz	Pass	PK	13.76743G	53.77	88.20	-34.43	3	Horizontal	53	1.50	13
6925MHz	Pass	AV	13.84986G	42.94	68.20	-25.26	3	Vertical	340	1.40	13



RSE TX above 1GHz_Non-Beamforming

Appendix E.4

Mode	Result	Type	Freq (Hz)	Level (dBuV/m)	Limit (dBuV/m)	Margin (dB)	Dist (m)	Condition	Azimuth (°)	Height (m)	Comments
6925MHz	Pass	PK	13.84823G	54.72	88.20	-33.48	3	Vertical	340	1.40	13
6925MHz	Pass	AV	13.84998G	42.58	68.20	-25.62	3	Horizontal	66	1.96	13
6925MHz	Pass	PK	13.85026G	54.40	88.20	-33.80	3	Horizontal	66	1.96	13
7005MHz	Pass	AV	14.00997G	43.02	68.20	-25.18	3	Vertical	341	1.45	13
7005MHz	Pass	PK	14.00981G	54.82	88.20	-33.38	3	Vertical	341	1.45	13
7005MHz	Pass	AV	14.00985G	42.16	68.20	-26.04	3	Horizontal	62	1.97	13
7005MHz	Pass	PK	14.0106G	54.02	88.20	-34.18	3	Horizontal	62	1.97	13
7085MHz	Pass	AV	7.0673G	98.12	Inf	-Inf	3	Vertical	291	2.94	14.5
7085MHz	Pass	AV	7.1264G	50.38	68.20	-17.82	3	Vertical	291	2.94	14.5
7085MHz	Pass	PK	7.0679G	108.81	Inf	-Inf	3	Vertical	291	2.94	14.5
7085MHz	Pass	PK	7.127G	62.53	88.20	-25.67	3	Vertical	291	2.94	14.5
7085MHz	Pass	AV	7.07G	93.65	Inf	-Inf	3	Horizontal	335	1.04	14.5
7085MHz	Pass	AV	7.1288G	49.98	68.20	-18.22	3	Horizontal	335	1.04	14.5
7085MHz	Pass	PK	7.0721G	105.33	Inf	-Inf	3	Horizontal	335	1.04	14.5
7085MHz	Pass	PK	7.1495G	62.62	88.20	-25.58	3	Horizontal	335	1.04	14.5
7085MHz	Pass	AV	14.16977G	42.59	68.20	-25.61	3	Vertical	21	1.01	14.5
7085MHz	Pass	PK	14.16744G	55.13	88.20	-33.07	3	Vertical	21	1.01	14.5
7085MHz	Pass	AV	14.16987G	43.16	68.20	-25.04	3	Horizontal	349	2.48	14.5
7085MHz	Pass	PK	14.17022G	55.43	88.20	-32.77	3	Horizontal	349	2.48	14.5
802.11be EHT80_Nss1,(MCS0)_2TX	-	-	-	-	-	-	-	-	-	-	-
5985MHz	Pass	AV	5.916G	50.18	68.20	-18.02	3	Vertical	292	2.76	14.5
5985MHz	Pass	AV	5.9955G	98.71	Inf	-Inf	3	Vertical	292	2.76	14.5
5985MHz	Pass	PK	5.9165G	62.14	88.20	-26.06	3	Vertical	292	2.76	14.5
5985MHz	Pass	PK	6.0155G	109.82	Inf	-Inf	3	Vertical	292	2.76	14.5
5985MHz	Pass	AV	5.9165G	47.37	68.20	-20.83	3	Horizontal	6	3.00	14.5
5985MHz	Pass	AV	5.997G	91.92	Inf	-Inf	3	Horizontal	6	3.00	14.5
5985MHz	Pass	PK	5.7885G	58.83	88.20	-29.37	3	Horizontal	6	3.00	14.5
5985MHz	Pass	PK	5.9995G	102.96	Inf	-Inf	3	Horizontal	6	3.00	14.5
5985MHz	Pass	AV	11.96991G	41.15	54.00	-12.85	3	Vertical	14	1.84	14.5
5985MHz	Pass	PK	11.97044G	51.77	74.00	-22.23	3	Vertical	14	1.84	14.5
5985MHz	Pass	AV	11.96997G	40.06	54.00	-13.94	3	Horizontal	62	2.66	14.5
5985MHz	Pass	PK	11.96841G	52.46	74.00	-21.54	3	Horizontal	62	2.66	14.5
6225MHz	Pass	AV	12.44997G	42.44	54.00	-11.56	3	Vertical	349	2.25	14.5
6225MHz	Pass	PK	12.45024G	52.19	74.00	-21.81	3	Vertical	349	2.25	14.5
6225MHz	Pass	AV	12.44985G	39.81	54.00	-14.19	3	Horizontal	0	1.50	14.5
6225MHz	Pass	PK	12.45008G	51.86	74.00	-22.14	3	Horizontal	0	1.50	14.5
6385MHz	Pass	AV	12.76989G	41.25	68.20	-26.95	3	Vertical	334	1.50	15
6385MHz	Pass	PK	12.77055G	52.36	88.20	-35.84	3	Vertical	334	1.50	15
6385MHz	Pass	AV	12.76989G	41.25	68.20	-26.95	3	Horizontal	17	1.49	15
6385MHz	Pass	PK	12.77372G	52.72	88.20	-35.48	3	Horizontal	17	1.49	15
6465MHz	Pass	AV	12.92989G	41.04	68.20	-27.16	3	Vertical	329	1.07	14.5
6465MHz	Pass	PK	12.93013G	52.55	88.20	-35.65	3	Vertical	329	1.07	14.5
6465MHz	Pass	AV	12.92989G	40.31	68.20	-27.89	3	Horizontal	40	1.50	14.5
6465MHz	Pass	PK	12.93378G	52.50	88.20	-35.70	3	Horizontal	40	1.50	14.5
6545MHz	Pass	AV	13.08997G	43.04	68.20	-25.16	3	Vertical	23	1.60	15
6545MHz	Pass	PK	13.08991G	54.23	88.20	-33.97	3	Vertical	23	1.60	15
6545MHz	Pass	AV	13.08986G	41.70	68.20	-26.50	3	Horizontal	292	1.50	15
6545MHz	Pass	PK	13.09365G	54.14	88.20	-34.06	3	Horizontal	292	1.50	15
6625MHz	Pass	AV	13.25G	41.92	54.00	-12.08	3	Vertical	10	1.37	15
6625MHz	Pass	PK	13.25033G	53.18	74.00	-20.82	3	Vertical	10	1.37	15
6625MHz	Pass	AV	13.25G	41.75	54.00	-12.25	3	Horizontal	5	1.08	15
6625MHz	Pass	PK	13.25006G	53.67	74.00	-20.33	3	Horizontal	5	1.08	15
6705MHz	Pass	AV	13.4101G	42.67	68.20	-25.53	3	Vertical	9	1.09	15
6705MHz	Pass	PK	13.41013G	54.37	88.20	-33.83	3	Vertical	9	1.09	15
6705MHz	Pass	AV	13.4099G	42.83	68.20	-25.37	3	Horizontal	328	2.05	15
6705MHz	Pass	PK	13.4103G	54.25	88.20	-33.95	3	Horizontal	328	2.05	15
6785MHz	Pass	AV	13.57004G	43.83	68.20	-24.37	3	Vertical	5	1.43	14.5
6785MHz	Pass	PK	13.57019G	54.88	88.20	-33.32	3	Vertical	5	1.43	14.5
6785MHz	Pass	AV	13.56992G	42.02	68.20	-26.18	3	Horizontal	0	1.47	14.5
6785MHz	Pass	PK	13.56608G	54.80	88.20	-33.40	3	Horizontal	0	1.47	14.5
6865MHz	Pass	AV	13.72992G	43.63	68.20	-24.57	3	Vertical	2	1.84	15
6865MHz	Pass	PK	13.73164G	54.66	88.20	-33.54	3	Vertical	2	1.84	15



RSE TX above 1GHz_Non-Beamforming

Appendix E.4

Mode	Result	Type	Freq (Hz)	Level (dBuV/m)	Limit (dBuV/m)	Margin (dB)	Dist (m)	Condition	Azimuth (°)	Height (m)	Comments
6865MHz	Pass	AV	13.73G	42.11	68.20	-26.09	3	Horizontal	9	1.70	15
6865MHz	Pass	PK	13.72948G	54.51	88.20	-33.69	3	Horizontal	9	1.70	15
6945MHz	Pass	AV	13.88988G	42.89	68.20	-25.31	3	Vertical	327	1.47	16.5
6945MHz	Pass	PK	13.89G	54.64	88.20	-33.56	3	Vertical	327	1.47	16.5
6945MHz	Pass	AV	13.88989G	42.37	68.20	-25.83	3	Horizontal	48	1.99	16.5
6945MHz	Pass	PK	13.89008G	54.85	88.20	-33.35	3	Horizontal	48	1.99	16.5
7025MHz	Pass	AV	6.9986G	98.99	Inf	-Inf	3	Vertical	297	2.05	17
7025MHz	Pass	AV	7.1252G	51.17	68.20	-17.03	3	Vertical	297	2.05	17
7025MHz	Pass	PK	6.998G	109.73	Inf	-Inf	3	Vertical	297	2.05	17
7025MHz	Pass	PK	7.1282G	63.48	88.20	-24.72	3	Vertical	297	2.05	17
7025MHz	Pass	AV	6.992G	93.97	Inf	-Inf	3	Horizontal	343	1.00	17
7025MHz	Pass	AV	7.1288G	50.05	68.20	-18.15	3	Horizontal	343	1.00	17
7025MHz	Pass	PK	7.0316G	106.23	Inf	-Inf	3	Horizontal	343	1.00	17
7025MHz	Pass	PK	7.1492G	62.30	88.20	-25.90	3	Horizontal	343	1.00	17
7025MHz	Pass	AV	14.04993G	43.06	68.20	-25.14	3	Vertical	325	1.09	17
7025MHz	Pass	PK	14.05052G	55.07	88.20	-33.13	3	Vertical	325	1.09	17
7025MHz	Pass	AV	14.05002G	42.72	68.20	-25.48	3	Horizontal	291	2.68	17
7025MHz	Pass	PK	14.04997G	54.59	88.20	-33.61	3	Horizontal	291	2.68	17
802.11be EHT160_Nss1,(MCS0)_2TX	-	-	-	-	-	-	-	-	-	-	-
6025MHz	Pass	AV	5.919G	55.40	68.20	-12.80	3	Vertical	62	2.65	18.5
6025MHz	Pass	AV	6.0595G	98.54	Inf	-Inf	3	Vertical	62	2.65	18.5
6025MHz	Pass	PK	5.9165G	68.51	88.20	-19.69	3	Vertical	62	2.65	18.5
6025MHz	Pass	PK	6.08G	109.92	Inf	-Inf	3	Vertical	62	2.65	18.5
6025MHz	Pass	AV	5.923G	51.41	68.20	-16.79	3	Horizontal	339	2.96	18.5
6025MHz	Pass	AV	6.0425G	93.09	Inf	-Inf	3	Horizontal	339	2.96	18.5
6025MHz	Pass	PK	5.922G	63.64	88.20	-24.56	3	Horizontal	339	2.96	18.5
6025MHz	Pass	PK	6.0395G	104.93	Inf	-Inf	3	Horizontal	339	2.96	18.5
6025MHz	Pass	AV	12.04999G	41.84	54.00	-12.16	3	Vertical	14	1.83	18.5
6025MHz	Pass	PK	12.04999G	52.46	74.00	-21.54	3	Vertical	14	1.83	18.5
6025MHz	Pass	AV	12.04996G	39.54	54.00	-14.46	3	Horizontal	351	1.95	18.5
6025MHz	Pass	PK	12.04985G	52.07	74.00	-21.93	3	Horizontal	351	1.95	18.5
6185MHz	Pass	AV	12.36995G	41.87	54.00	-12.13	3	Vertical	358	2.23	18.5
6185MHz	Pass	PK	12.37041G	53.28	74.00	-20.72	3	Vertical	358	2.23	18.5
6185MHz	Pass	AV	12.36992G	39.90	54.00	-14.10	3	Horizontal	298	1.50	18.5
6185MHz	Pass	PK	12.36733G	53.44	74.00	-20.56	3	Horizontal	298	1.50	18.5
6345MHz	Pass	AV	12.68998G	41.55	54.00	-12.45	3	Vertical	347	1.01	18.5
6345MHz	Pass	PK	12.68788G	53.15	74.00	-20.85	3	Vertical	347	1.01	18.5
6345MHz	Pass	AV	12.68989G	41.39	54.00	-12.61	3	Horizontal	17	1.40	18.5
6345MHz	Pass	PK	12.68998G	52.81	74.00	-21.19	3	Horizontal	17	1.40	18.5
6505MHz	Pass	AV	13.00999G	42.00	68.20	-26.20	3	Vertical	26	1.63	18.5
6505MHz	Pass	PK	13.01019G	53.81	88.20	-34.39	3	Vertical	26	1.63	18.5
6505MHz	Pass	AV	13.0099G	41.02	68.20	-27.18	3	Horizontal	294	1.42	18.5
6505MHz	Pass	PK	13.00732G	53.48	88.20	-34.72	3	Horizontal	294	1.42	18.5
6665MHz	Pass	AV	13.3299G	41.76	54.00	-12.24	3	Vertical	328	2.66	18.5
6665MHz	Pass	PK	13.33167G	53.41	74.00	-20.59	3	Vertical	328	2.66	18.5
6665MHz	Pass	AV	13.33G	41.76	54.00	-12.24	3	Horizontal	333	2.10	18.5
6665MHz	Pass	PK	13.33049G	54.14	74.00	-19.86	3	Horizontal	333	2.10	18.5
6825MHz	Pass	AV	13.64993G	43.82	68.20	-24.38	3	Vertical	9	1.00	18.5
6825MHz	Pass	PK	13.65013G	54.77	88.20	-33.43	3	Vertical	9	1.00	18.5
6825MHz	Pass	AV	13.64983G	41.47	68.20	-26.73	3	Horizontal	334	1.54	18.5
6825MHz	Pass	PK	13.64773G	54.06	88.20	-34.14	3	Horizontal	334	1.54	18.5
6985MHz	Pass	AV	6.919G	98.44	Inf	-Inf	3	Vertical	295	1.94	19
6985MHz	Pass	AV	7.1365G	58.93	68.20	-9.27	3	Vertical	295	1.94	19
6985MHz	Pass	PK	6.939G	110.19	Inf	-Inf	3	Vertical	295	1.94	19
6985MHz	Pass	PK	7.143G	72.14	88.20	-16.06	3	Vertical	295	1.94	19
6985MHz	Pass	AV	6.9905G	94.07	Inf	-Inf	3	Horizontal	345	1.17	19
6985MHz	Pass	AV	7.1315G	54.41	68.20	-13.79	3	Horizontal	345	1.17	19
6985MHz	Pass	PK	6.9505G	106.49	Inf	-Inf	3	Horizontal	345	1.17	19
6985MHz	Pass	PK	7.1295G	65.65	88.20	-22.55	3	Horizontal	345	1.17	19
6985MHz	Pass	AV	13.9699G	43.25	68.20	-24.95	3	Vertical	332	1.04	18.5
6985MHz	Pass	PK	13.96979G	54.07	88.20	-34.13	3	Vertical	332	1.04	18.5
6985MHz	Pass	AV	13.96987G	42.25	68.20	-25.95	3	Horizontal	5	1.12	18.5



RSE TX above 1GHz_Non-Beamforming

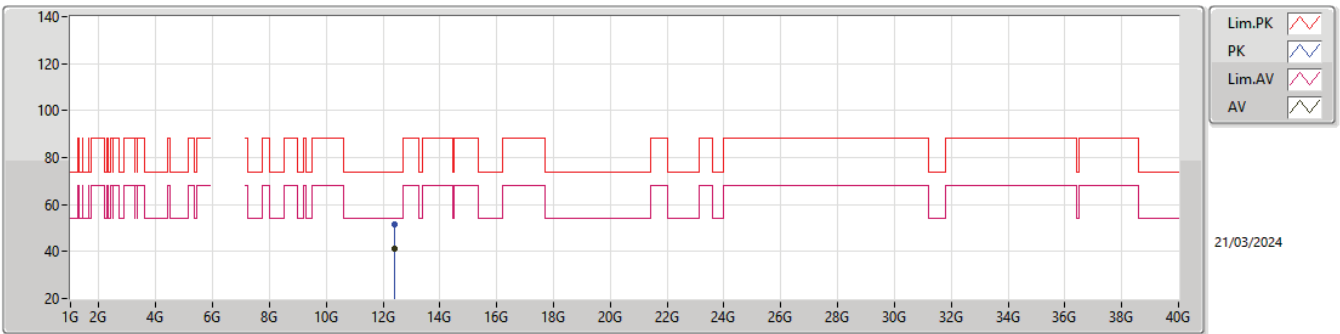
Appendix E.4

Mode	Result	Type	Freq (Hz)	Level (dBuV/m)	Limit (dBuV/m)	Margin (dB)	Dist (m)	Condition	Azimuth (°)	Height (m)	Comments
6985MHz	Pass	PK	13.97103G	53.84	88.20	-34.36	3	Horizontal	5	1.12	18.5
802.11be EHT320_Nss1,(MCS0)_2TX	-	-	-	-	-	-	-	-	-	-	-
6105MHz	Pass	AV	5.9175G	65.12	68.20	-3.08	3	Vertical	309	2.62	BP 1MHz
6105MHz	Pass	AV	6.03675G	100.00	Inf	-Inf	3	Vertical	309	2.62	BP 1MHz
6105MHz	Pass	PK	5.9185G	74.21	88.20	-13.99	3	Vertical	309	2.62	BP 1MHz
6105MHz	Pass	PK	6.03775G	107.04	Inf	-Inf	3	Vertical	309	2.62	BP 1MHz
6105MHz	Pass	AV	5.9195G	57.87	68.20	-10.33	3	Horizontal	336	3.00	BP 1MHz
6105MHz	Pass	AV	6.16075G	94.25	Inf	-Inf	3	Horizontal	336	3.00	BP 1MHz
6105MHz	Pass	PK	5.9185G	67.14	88.20	-21.06	3	Horizontal	336	3.00	BP 1MHz
6105MHz	Pass	PK	6.16275G	100.86	Inf	-Inf	3	Horizontal	336	3.00	BP 1MHz
6105MHz	Pass	AV	12.20989G	40.88	54.00	-13.12	3	Vertical	345	1.89	20.5
6105MHz	Pass	PK	12.20727G	53.15	74.00	-20.85	3	Vertical	345	1.89	20.5
6105MHz	Pass	AV	12.20705G	39.60	54.00	-14.40	3	Horizontal	50	1.49	20.5
6105MHz	Pass	PK	12.20654G	53.08	74.00	-20.92	3	Horizontal	50	1.49	20.5
6265MHz	Pass	AV	12.52994G	42.62	54.00	-11.38	3	Vertical	340	2.27	20.5
6265MHz	Pass	PK	12.52976G	52.41	74.00	-21.59	3	Vertical	340	2.27	20.5
6265MHz	Pass	AV	12.52989G	40.04	54.00	-13.96	3	Horizontal	311	2.32	20.5
6265MHz	Pass	PK	12.53012G	52.00	74.00	-22.00	3	Horizontal	311	2.32	20.5
6425MHz	Pass	AV	12.84996G	41.48	68.20	-26.72	3	Vertical	320	1.13	20.5
6425MHz	Pass	PK	12.84994G	53.25	88.20	-34.95	3	Vertical	320	1.13	20.5
6425MHz	Pass	AV	12.85G	41.11	68.20	-27.09	3	Horizontal	46	1.59	20.5
6425MHz	Pass	PK	12.85411G	53.02	88.20	-35.18	3	Horizontal	46	1.59	20.5
6585MHz	Pass	AV	13.17001G	42.02	68.20	-26.18	3	Vertical	15	1.58	20.5
6585MHz	Pass	PK	13.17001G	53.84	88.20	-34.36	3	Vertical	15	1.58	20.5
6585MHz	Pass	AV	13.16973G	41.25	68.20	-26.95	3	Horizontal	0	1.73	20.5
6585MHz	Pass	PK	13.17052G	53.44	88.20	-34.76	3	Horizontal	0	1.73	20.5
6745MHz	Pass	AV	13.4898G	43.32	68.20	-24.88	3	Vertical	4	1.42	20.5
6745MHz	Pass	PK	13.49278G	55.68	88.20	-32.52	3	Vertical	4	1.42	20.5
6745MHz	Pass	AV	13.49393G	42.58	68.20	-25.62	3	Horizontal	216	1.50	20.5
6745MHz	Pass	PK	13.48802G	55.52	88.20	-32.68	3	Horizontal	216	1.50	20.5
6905MHz	Pass	AV	6.7785G	99.76	Inf	-Inf	3	Vertical	296	1.98	BP 1MHz
6905MHz	Pass	AV	7.1375G	63.93	68.20	-4.27	3	Vertical	296	1.98	BP 1MHz
6905MHz	Pass	PK	6.7785G	106.44	Inf	-Inf	3	Vertical	296	1.98	BP 1MHz
6905MHz	Pass	PK	7.1985G	79.75	88.20	-8.45	3	Vertical	296	1.98	BP 1MHz
6905MHz	Pass	AV	6.9505G	94.52	Inf	-Inf	3	Horizontal	341	1.19	BP 1MHz
6905MHz	Pass	AV	7.1315G	59.04	68.20	-9.16	3	Horizontal	341	1.19	BP 1MHz
6905MHz	Pass	PK	6.9215G	100.96	Inf	-Inf	3	Horizontal	341	1.19	BP 1MHz
6905MHz	Pass	PK	7.2015G	71.03	88.20	-17.17	3	Horizontal	341	1.19	BP 1MHz
6905MHz	Pass	AV	13.80986G	42.60	68.20	-25.60	3	Vertical	356	2.66	19.5
6905MHz	Pass	PK	13.80992G	54.23	88.20	-33.97	3	Vertical	356	2.66	19.5
6905MHz	Pass	AV	13.80998G	42.04	68.20	-26.16	3	Horizontal	46	2.00	19.5
6905MHz	Pass	PK	13.80757G	54.24	88.20	-33.96	3	Horizontal	46	2.00	19.5



5.925-6.425GHz_802.11be EHT20_Nss1,(MCS0)_2TX

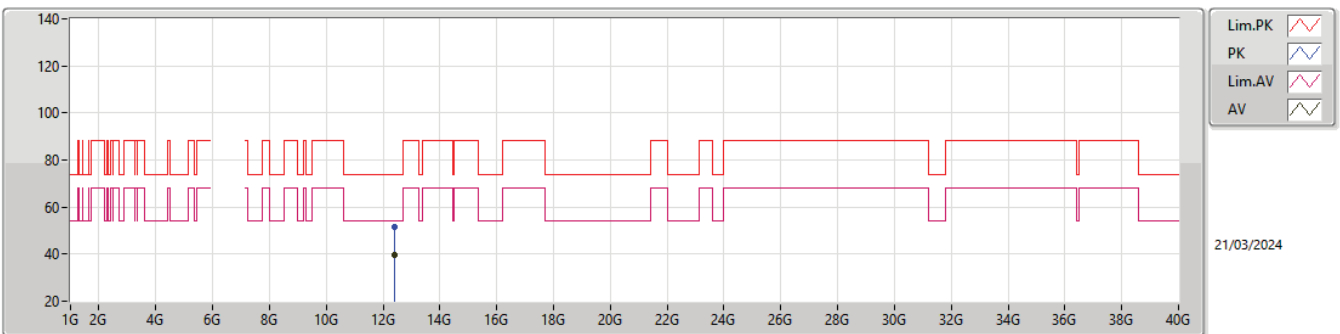
6195MHz_TX



Type	Freq (Hz)	Level (dBuV/m)	Limit (dBuV/m)	Margin (dB)	Factor (dB)	Dist (m)	Condition	Azimuth (°)	Height (m)	Raw (dBuV)	AF (dB)	CL (dB)	PA (dB)
AV	12.39G	41.21	54.00	-12.79	15.29	3	Vertical	340	2.30	25.92	38.82	10.94	34.47
PK	12.38994G	51.56	74.00	-22.44	15.29	3	Vertical	340	2.30	36.27	38.82	10.94	34.47

5.925-6.425GHz_802.11be EHT20_Nss1,(MCS0)_2TX

6195MHz_TX

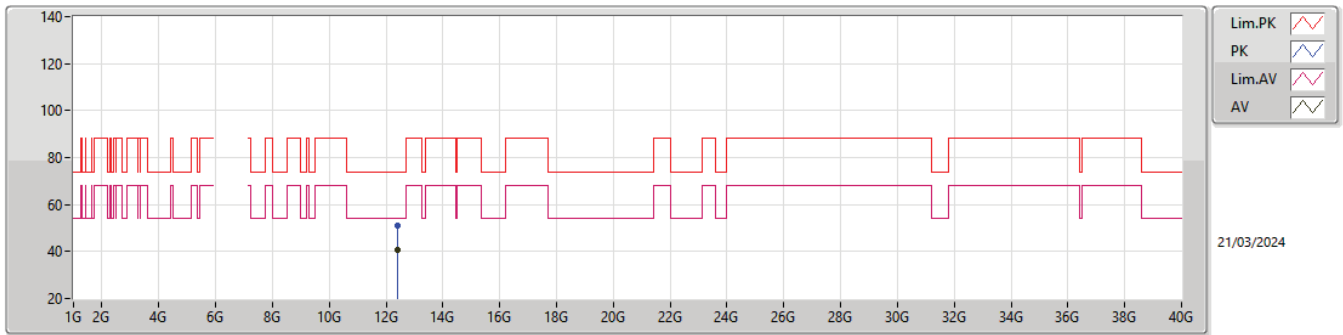


Type	Freq (Hz)	Level (dBuV/m)	Limit (dBuV/m)	Margin (dB)	Factor (dB)	Dist (m)	Condition	Azimuth (°)	Height (m)	Raw (dBuV)	AF (dB)	CL (dB)	PA (dB)
AV	12.38994G	39.68	54.00	-14.32	15.29	3	Horizontal	305	2.13	24.39	38.82	10.94	34.47
PK	12.39099G	51.38	74.00	-22.62	15.29	3	Horizontal	305	2.13	36.09	38.82	10.94	34.47



5.925-6.425GHz_802.11be EHT40_Nss1,(MCS0)_2TX

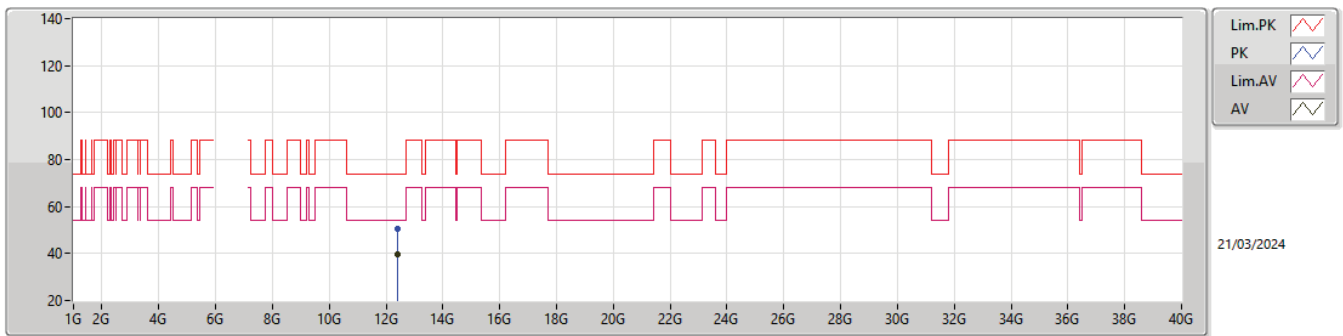
6205MHz_TX



Type	Freq (Hz)	Level (dBuV/m)	Limit (dBuV/m)	Margin (dB)	Factor (dB)	Dist (m)	Condition	Azimuth (°)	Height (m)	Raw (dBuV)	AF (dB)	CL (dB)	PA (dB)
AV	12.40988G	40.74	54.00	-13.26	15.29	3	Vertical	334	2.22	25.45	38.80	10.95	34.46
PK	12.40304G	51.02	74.00	-22.98	15.29	3	Vertical	334	2.22	35.73	38.80	10.95	34.46

5.925-6.425GHz_802.11be EHT40_Nss1,(MCS0)_2TX

6205MHz_TX

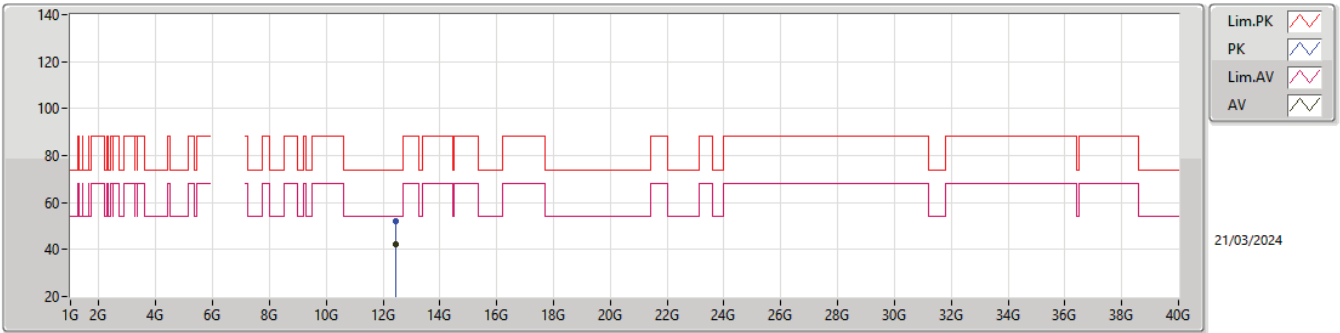


Type	Freq (Hz)	Level (dBuV/m)	Limit (dBuV/m)	Margin (dB)	Factor (dB)	Dist (m)	Condition	Azimuth (°)	Height (m)	Raw (dBuV)	AF (dB)	CL (dB)	PA (dB)
AV	12.40994G	39.47	54.00	-14.53	15.29	3	Horizontal	258	1.50	24.18	38.80	10.95	34.46
PK	12.40266G	50.73	74.00	-23.27	15.29	3	Horizontal	258	1.50	35.44	38.80	10.95	34.46



5.925-6.425GHz_802.11be EHT80_Nss1,(MCS0)_2TX

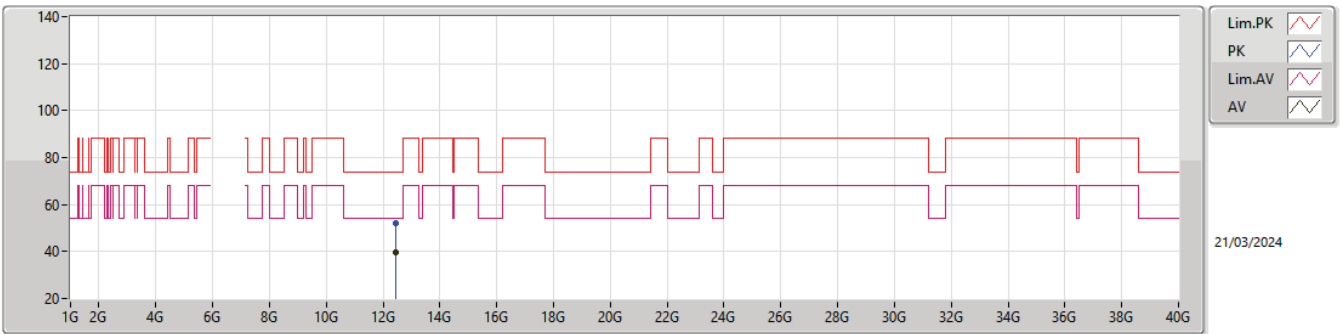
6225MHz_TX



Type	Freq (Hz)	Level (dBuV/m)	Limit (dBuV/m)	Margin (dB)	Factor (dB)	Dist (m)	Condition	Azimuth (°)	Height (m)	Raw (dBuV)	AF (dB)	CL (dB)	PA (dB)
AV	12.44997G	42.44	54.00	-11.56	15.34	3	Vertical	349	2.25	27.10	38.80	10.98	34.44
PK	12.45024G	52.19	74.00	-21.81	15.34	3	Vertical	349	2.25	36.85	38.80	10.98	34.44

5.925-6.425GHz_802.11be EHT80_Nss1,(MCS0)_2TX

6225MHz_TX

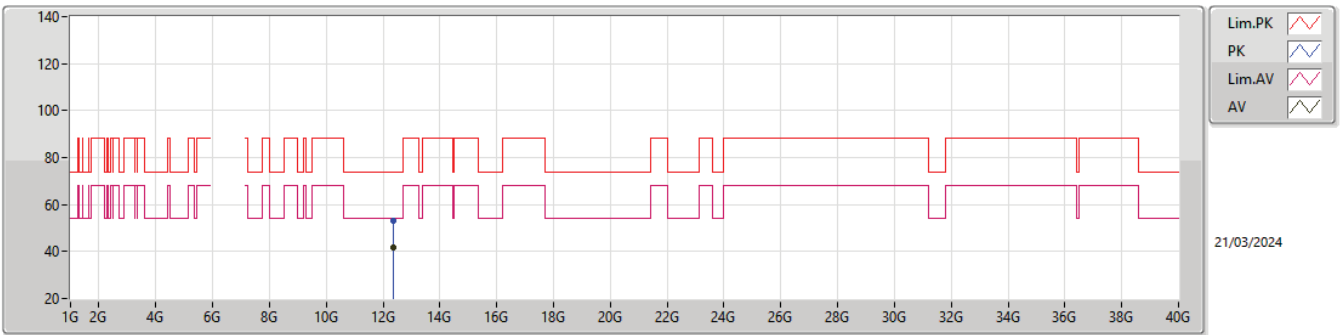


Type	Freq (Hz)	Level (dBuV/m)	Limit (dBuV/m)	Margin (dB)	Factor (dB)	Dist (m)	Condition	Azimuth (°)	Height (m)	Raw (dBuV)	AF (dB)	CL (dB)	PA (dB)
AV	12.44985G	39.81	54.00	-14.19	15.34	3	Horizontal	0	1.50	24.47	38.80	10.98	34.44
PK	12.45008G	51.86	74.00	-22.14	15.34	3	Horizontal	0	1.50	36.52	38.80	10.98	34.44



5.925-6.425GHz_802.11be EHT160_Nss1,(MCS0)_2TX

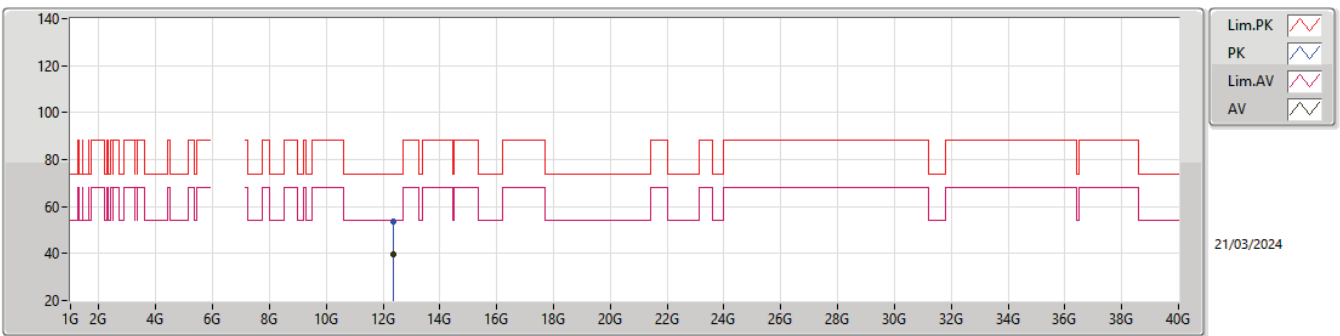
6185MHz_TX



Type	Freq (Hz)	Level (dBuV/m)	Limit (dBuV/m)	Margin (dB)	Factor (dB)	Dist (m)	Condition	Azimuth (°)	Height (m)	Raw (dBuV)	AF (dB)	CL (dB)	PA (dB)
AV	12.36995G	41.87	54.00	-12.13	15.31	3	Vertical	358	2.23	26.56	38.86	10.93	34.48
PK	12.37041G	53.28	74.00	-20.72	15.31	3	Vertical	358	2.23	37.97	38.86	10.93	34.48

5.925-6.425GHz_802.11be EHT160_Nss1,(MCS0)_2TX

6185MHz_TX

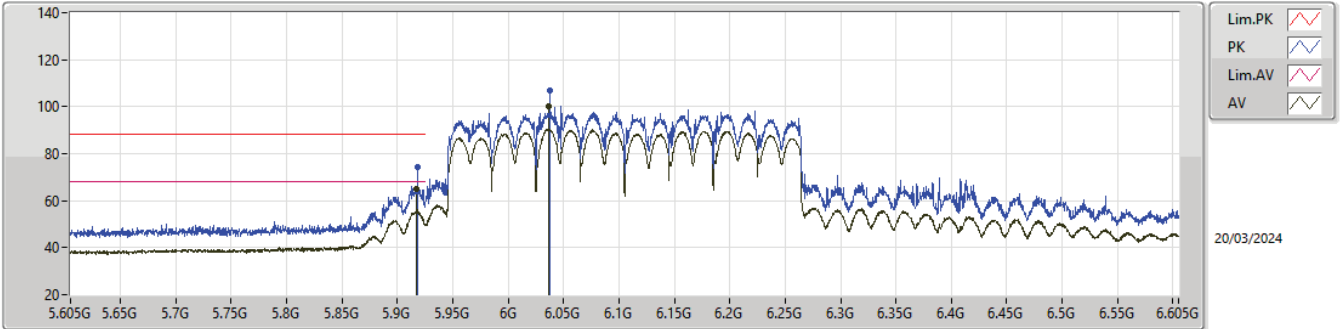


Type	Freq (Hz)	Level (dBuV/m)	Limit (dBuV/m)	Margin (dB)	Factor (dB)	Dist (m)	Condition	Azimuth (°)	Height (m)	Raw (dBuV)	AF (dB)	CL (dB)	PA (dB)
AV	12.36992G	39.90	54.00	-14.10	15.31	3	Horizontal	298	1.50	24.59	38.86	10.93	34.48
PK	12.36733G	53.44	74.00	-20.56	15.32	3	Horizontal	298	1.50	38.12	38.87	10.93	34.48



5.925-6.425GHz_802.11be EHT320_Nss1,(MCS0)_2TX

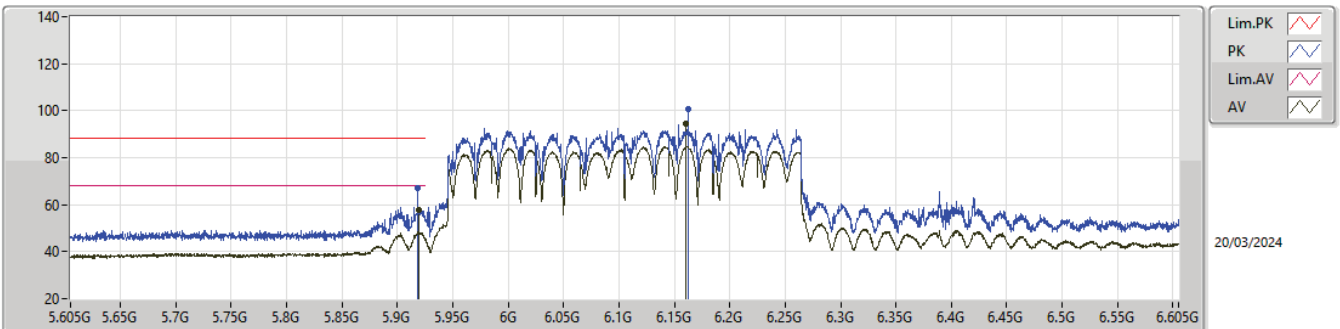
6105MHz_TX



Type	Freq (Hz)	Level (dBuV/m)	Limit (dBuV/m)	Margin (dB)	Factor (dB)	Dist (m)	Condition	Azimuth (°)	Height (m)	Raw (dBuV)	AF (dB)	CL (dB)	PA (dB)
AV	5.9175G	65.12	68.20	-3.08	6.55	3	Vertical	309	2.62	58.57	34.06	7.29	34.80
AV	6.03675G	100.00	Inf	-Inf	6.45	3	Vertical	309	2.62	93.55	33.90	7.36	34.81
PK	5.9185G	74.21	88.20	-13.99	6.56	3	Vertical	309	2.62	67.65	34.06	7.30	34.80
PK	6.03775G	107.04	Inf	-Inf	6.45	3	Vertical	309	2.62	100.59	33.90	7.36	34.81

5.925-6.425GHz_802.11be EHT320_Nss1,(MCS0)_2TX

6105MHz_TX

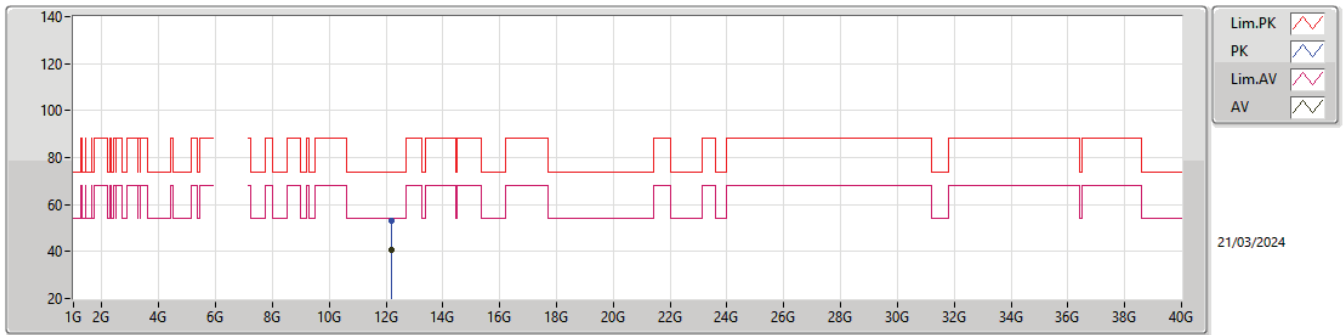


Type	Freq (Hz)	Level (dBuV/m)	Limit (dBuV/m)	Margin (dB)	Factor (dB)	Dist (m)	Condition	Azimuth (°)	Height (m)	Raw (dBuV)	AF (dB)	CL (dB)	PA (dB)
AV	5.9195G	57.87	68.20	-10.33	6.56	3	Horizontal	336	3.00	51.31	34.06	7.30	34.80
AV	6.16075G	94.25	Inf	-Inf	6.57	3	Horizontal	336	3.00	87.68	33.92	7.44	34.79
PK	5.9185G	67.14	88.20	-21.06	6.56	3	Horizontal	336	3.00	60.58	34.06	7.30	34.80
PK	6.16275G	100.86	Inf	-Inf	6.58	3	Horizontal	336	3.00	94.28	33.93	7.44	34.79



5.925-6.425GHz_802.11be EHT320_Nss1,(MCS0)_2TX

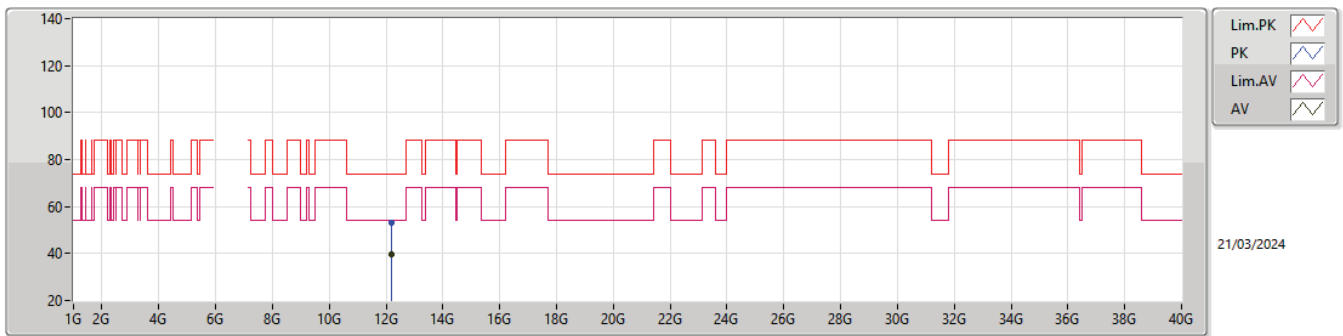
6105MHz_TX



Type	Freq (Hz)	Level (dBuV/m)	Limit (dBuV/m)	Margin (dB)	Factor (dB)	Dist (m)	Condition	Azimuth (°)	Height (m)	Raw (dBuV)	AF (dB)	CL (dB)	PA (dB)
AV	12.20989G	40.88	54.00	-13.12	15.17	3	Vertical	345	1.89	25.71	38.90	10.83	34.56
PK	12.20727G	53.15	74.00	-20.85	15.17	3	Vertical	345	1.89	37.98	38.90	10.83	34.56

5.925-6.425GHz_802.11be EHT320_Nss1,(MCS0)_2TX

6105MHz_TX

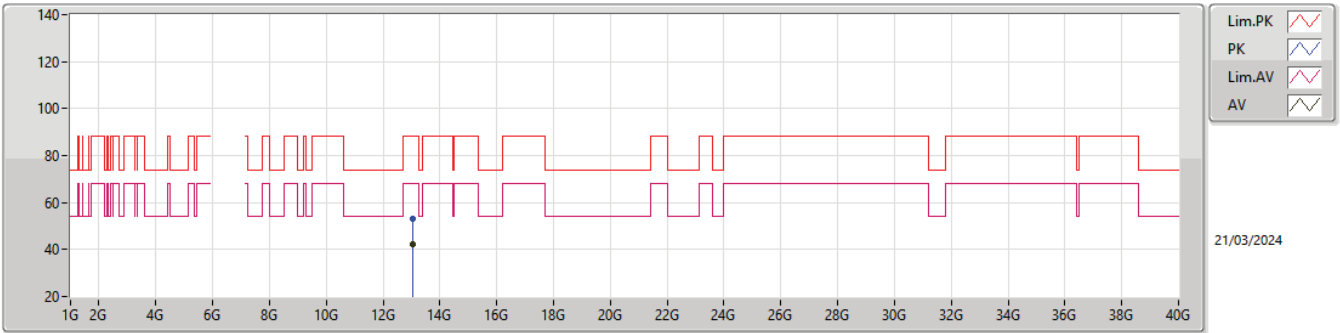


Type	Freq (Hz)	Level (dBuV/m)	Limit (dBuV/m)	Margin (dB)	Factor (dB)	Dist (m)	Condition	Azimuth (°)	Height (m)	Raw (dBuV)	AF (dB)	CL (dB)	PA (dB)
AV	12.20705G	39.60	54.00	-14.40	15.17	3	Horizontal	50	1.49	24.43	38.90	10.83	34.56
PK	12.20654G	53.08	74.00	-20.92	15.17	3	Horizontal	50	1.49	37.91	38.90	10.83	34.56



6.425-6.525GHz_802.11be EHT20_Nss1,(MCS0)_2TX

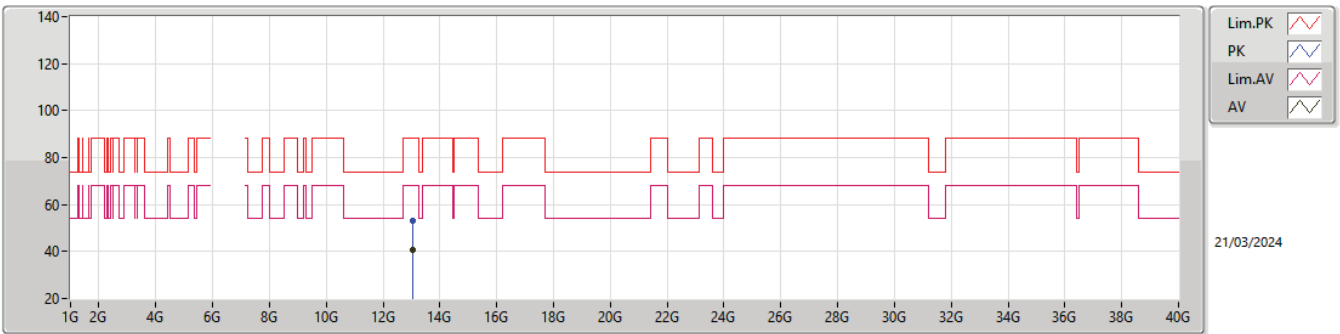
6515MHz_TX



Type	Freq (Hz)	Level (dBuV/m)	Limit (dBuV/m)	Margin (dB)	Factor (dB)	Dist (m)	Condition	Azimuth (°)	Height (m)	Raw (dBuV)	AF (dB)	CL (dB)	PA (dB)
AV	13.03G	42.13	68.20	-26.07	17.56	3	Vertical	7	1.61	24.57	39.58	11.32	33.34
PK	13.03042G	53.22	88.20	-34.98	17.56	3	Vertical	7	1.61	35.66	39.58	11.32	33.34

6.425-6.525GHz_802.11be EHT20_Nss1,(MCS0)_2TX

6515MHz_TX

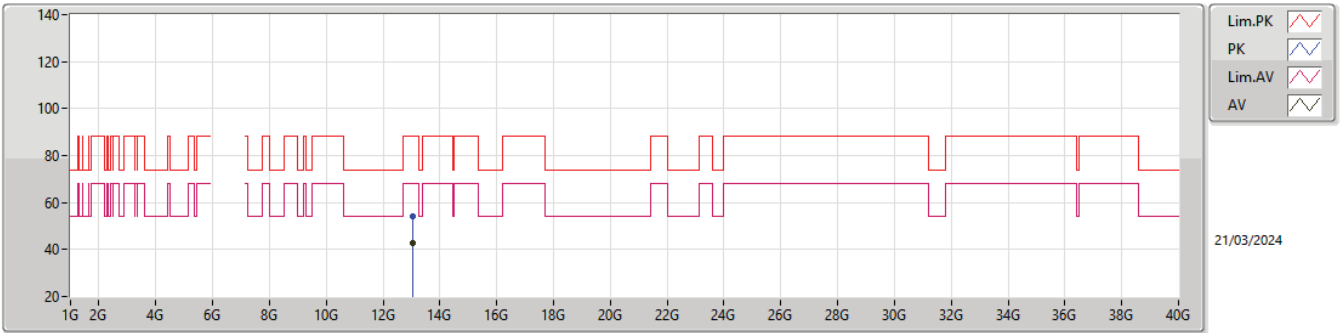


Type	Freq (Hz)	Level (dBuV/m)	Limit (dBuV/m)	Margin (dB)	Factor (dB)	Dist (m)	Condition	Azimuth (°)	Height (m)	Raw (dBuV)	AF (dB)	CL (dB)	PA (dB)
AV	13.02988G	40.82	68.20	-27.38	17.56	3	Horizontal	301	1.50	23.26	39.58	11.32	33.34
PK	13.02985G	53.25	88.20	-34.95	17.56	3	Horizontal	301	1.50	35.69	39.58	11.32	33.34



6.425-6.525GHz_802.11be EHT40_Nss1,(MCS0)_2TX

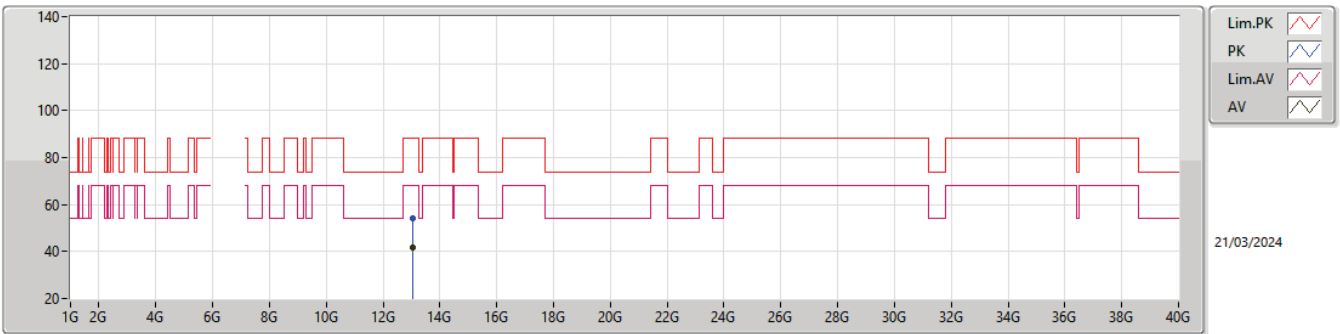
6525MHz_TX



Type	Freq (Hz)	Level (dBuV/m)	Limit (dBuV/m)	Margin (dB)	Factor (dB)	Dist (m)	Condition	Azimuth (°)	Height (m)	Raw (dBuV)	AF (dB)	CL (dB)	PA (dB)
AV	13.04996G	42.89	68.20	-25.31	17.52	3	Vertical	21	1.57	25.37	39.50	11.33	33.31
PK	13.04998G	54.07	88.20	-34.13	17.52	3	Vertical	21	1.57	36.55	39.50	11.33	33.31

6.425-6.525GHz_802.11be EHT40_Nss1,(MCS0)_2TX

6525MHz_TX

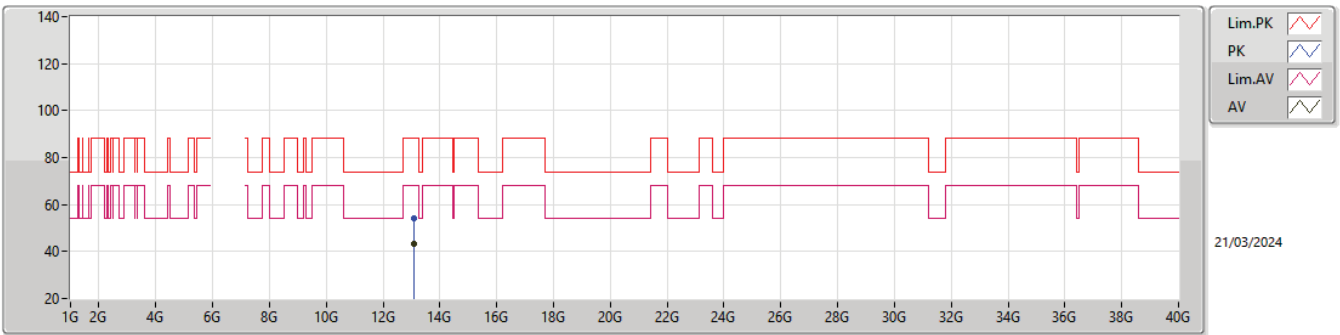


Type	Freq (Hz)	Level (dBuV/m)	Limit (dBuV/m)	Margin (dB)	Factor (dB)	Dist (m)	Condition	Azimuth (°)	Height (m)	Raw (dBuV)	AF (dB)	CL (dB)	PA (dB)
AV	13.04996G	41.78	68.20	-26.42	17.52	3	Horizontal	292	1.26	24.26	39.50	11.33	33.31
PK	13.04994G	53.95	88.20	-34.25	17.52	3	Horizontal	292	1.26	36.43	39.50	11.33	33.31



6.425-6.525GHz_802.11be EHT80_Nss1,(MCS0)_2TX

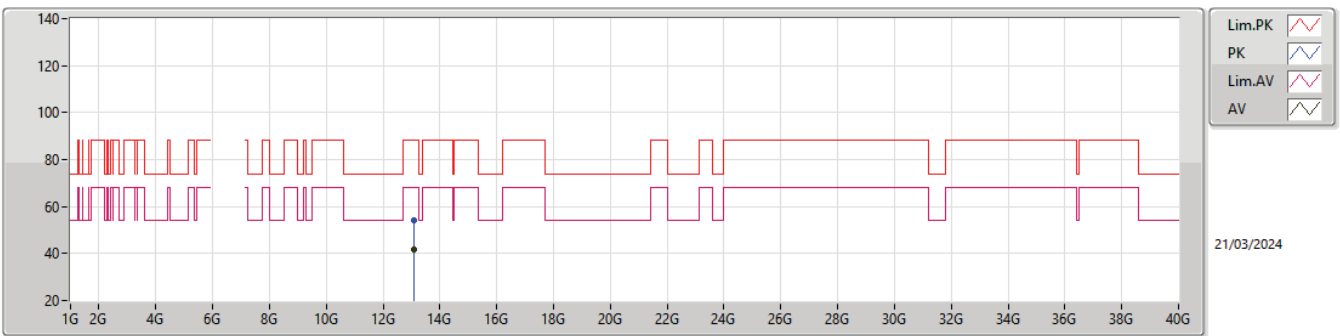
6545MHz_TX



Type	Freq (Hz)	Level (dBuV/m)	Limit (dBuV/m)	Margin (dB)	Factor (dB)	Dist (m)	Condition	Azimuth (°)	Height (m)	Raw (dBuV)	AF (dB)	CL (dB)	PA (dB)
AV	13.08997G	43.04	68.20	-25.16	17.60	3	Vertical	23	1.60	25.44	39.50	11.35	33.25
PK	13.08991G	54.23	88.20	-33.97	17.60	3	Vertical	23	1.60	36.63	39.50	11.35	33.25

6.425-6.525GHz_802.11be EHT80_Nss1,(MCS0)_2TX

6545MHz_TX

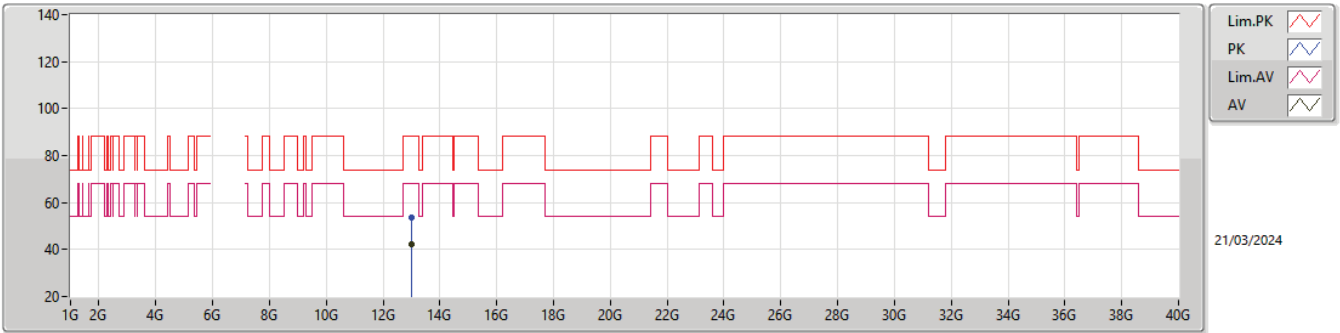


Type	Freq (Hz)	Level (dBuV/m)	Limit (dBuV/m)	Margin (dB)	Factor (dB)	Dist (m)	Condition	Azimuth (°)	Height (m)	Raw (dBuV)	AF (dB)	CL (dB)	PA (dB)
AV	13.08986G	41.70	68.20	-26.50	17.60	3	Horizontal	292	1.50	24.10	39.50	11.35	33.25
PK	13.09365G	54.14	88.20	-34.06	17.61	3	Horizontal	292	1.50	36.53	39.50	11.36	33.25



6.425-6.525GHz_802.11be EHT160_Nss1,(MCS0)_2TX

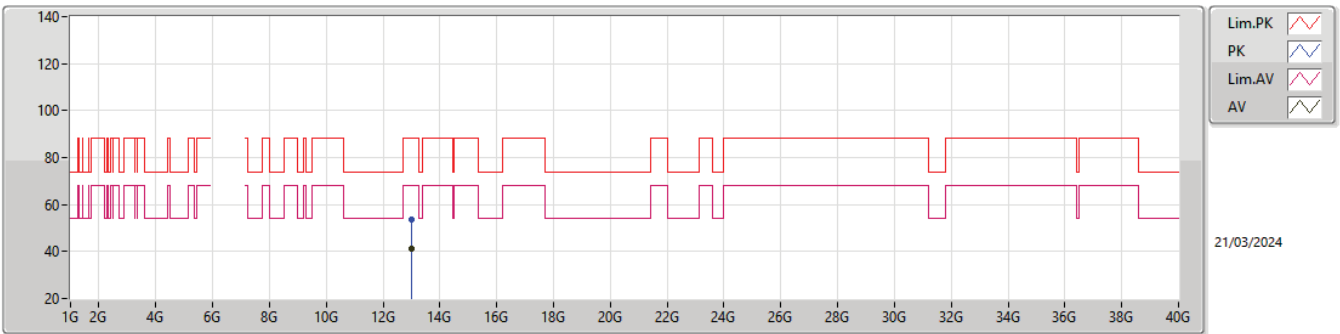
6505MHz_TX



Type	Freq (Hz)	Level (dBuV/m)	Limit (dBuV/m)	Margin (dB)	Factor (dB)	Dist (m)	Condition	Azimuth (°)	Height (m)	Raw (dBuV)	AF (dB)	CL (dB)	PA (dB)
AV	13.00999G	42.00	68.20	-26.20	17.60	3	Vertical	26	1.63	24.40	39.66	11.31	33.37
PK	13.01019G	53.81	88.20	-34.39	17.60	3	Vertical	26	1.63	36.21	39.66	11.31	33.37

6.425-6.525GHz_802.11be EHT160_Nss1,(MCS0)_2TX

6505MHz_TX

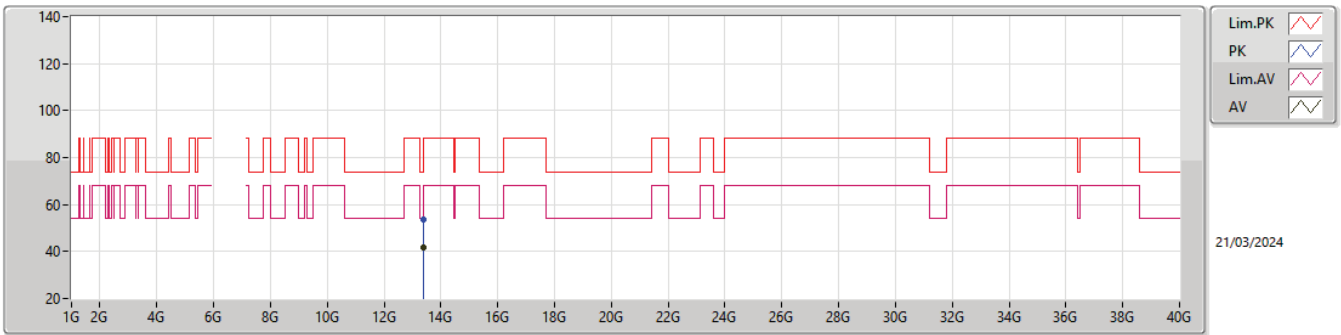


Type	Freq (Hz)	Level (dBuV/m)	Limit (dBuV/m)	Margin (dB)	Factor (dB)	Dist (m)	Condition	Azimuth (°)	Height (m)	Raw (dBuV)	AF (dB)	CL (dB)	PA (dB)
AV	13.0099G	41.02	68.20	-27.18	17.60	3	Horizontal	294	1.42	23.42	39.66	11.31	33.37
PK	13.00732G	53.48	88.20	-34.72	17.60	3	Horizontal	294	1.42	35.88	39.67	11.30	33.37



6.525-6.875GHz_802.11be EHT20_Nss1,(MCS0)_2TX

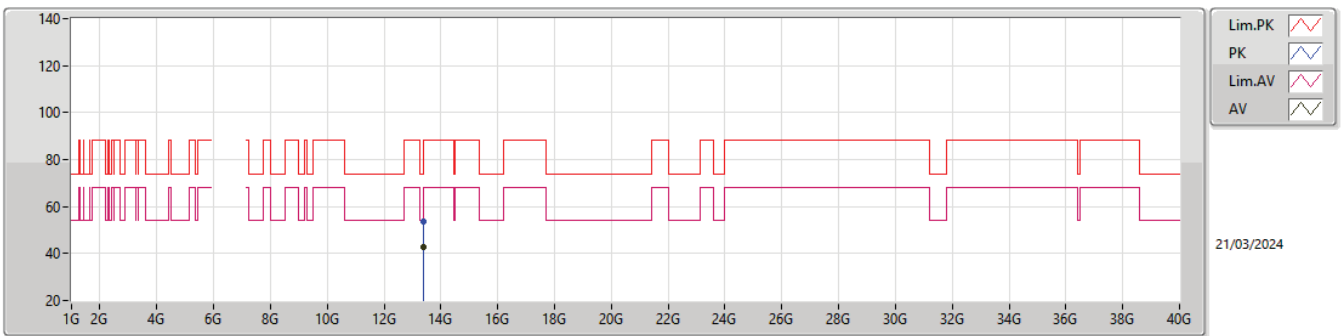
6695MHz_TX



Type	Freq (Hz)	Level (dBuV/m)	Limit (dBuV/m)	Margin (dB)	Factor (dB)	Dist (m)	Condition	Azimuth (°)	Height (m)	Raw (dBuV)	AF (dB)	CL (dB)	PA (dB)
AV	13.39003G	41.65	54.00	-12.35	18.52	3	Vertical	307	2.67	23.13	39.82	11.53	32.83
PK	13.39009G	53.47	74.00	-20.53	18.52	3	Vertical	307	2.67	34.95	39.82	11.53	32.83

6.525-6.875GHz_802.11be EHT20_Nss1,(MCS0)_2TX

6695MHz_TX

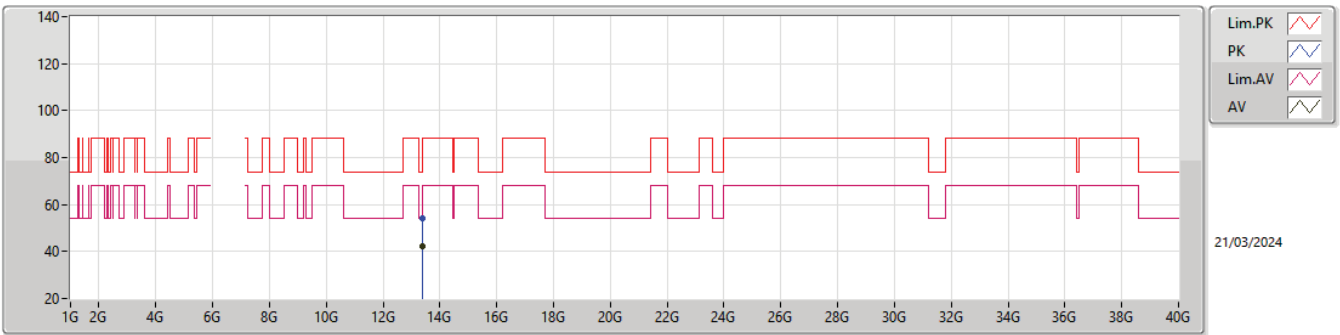


Type	Freq (Hz)	Level (dBuV/m)	Limit (dBuV/m)	Margin (dB)	Factor (dB)	Dist (m)	Condition	Azimuth (°)	Height (m)	Raw (dBuV)	AF (dB)	CL (dB)	PA (dB)
AV	13.38997G	42.93	54.00	-11.07	18.52	3	Horizontal	313	2.05	24.41	39.82	11.53	32.83
PK	13.39018G	53.48	74.00	-20.52	18.52	3	Horizontal	313	2.05	34.96	39.82	11.53	32.83



6.525-6.875GHz_802.11be EHT40_Nss1,(MCS0)_2TX

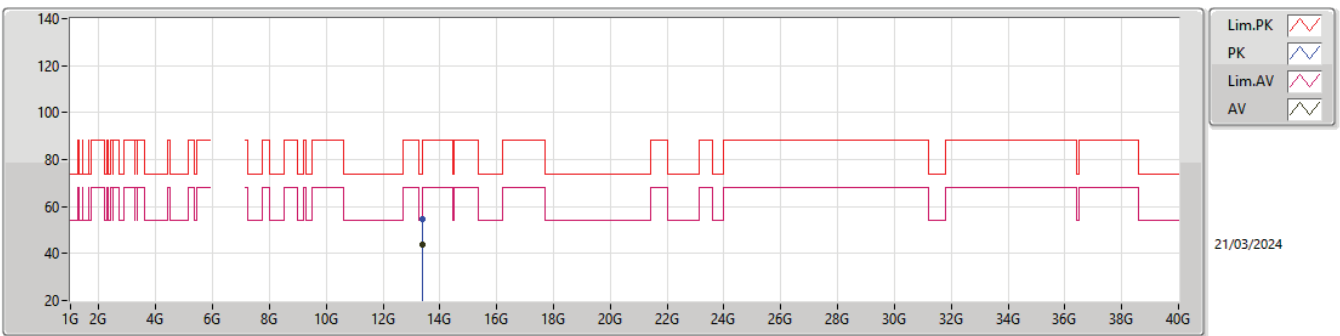
6685MHz_TX



Type	Freq (Hz)	Level (dBuV/m)	Limit (dBuV/m)	Margin (dB)	Factor (dB)	Dist (m)	Condition	Azimuth (°)	Height (m)	Raw (dBuV)	AF (dB)	CL (dB)	PA (dB)
AV	13.36996G	42.17	54.00	-11.83	18.53	3	Vertical	321	1.01	23.64	39.86	11.52	32.85
PK	13.37016G	53.93	74.00	-20.07	18.53	3	Vertical	321	1.01	35.40	39.86	11.52	32.85

6.525-6.875GHz_802.11be EHT40_Nss1,(MCS0)_2TX

6685MHz_TX

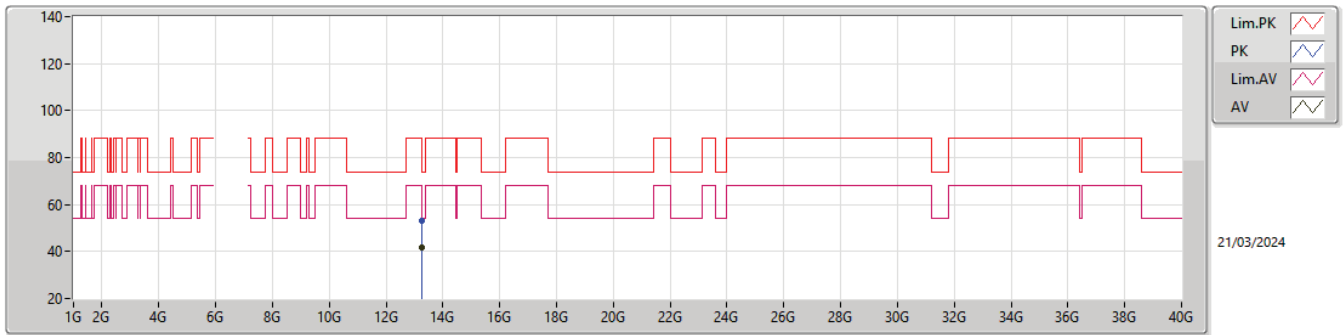


Type	Freq (Hz)	Level (dBuV/m)	Limit (dBuV/m)	Margin (dB)	Factor (dB)	Dist (m)	Condition	Azimuth (°)	Height (m)	Raw (dBuV)	AF (dB)	CL (dB)	PA (dB)
AV	13.36995G	43.56	54.00	-10.44	18.53	3	Horizontal	326	2.02	25.03	39.86	11.52	32.85
PK	13.37054G	54.75	74.00	-19.25	18.53	3	Horizontal	326	2.02	36.22	39.86	11.52	32.85



6.525-6.875GHz_802.11be EHT80_Nss1,(MCS0)_2TX

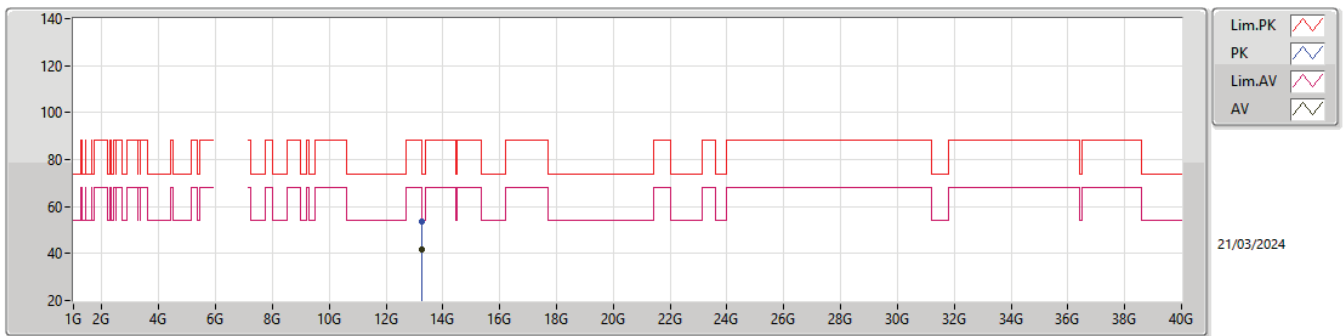
6625MHz_TX



Type	Freq (Hz)	Level (dBuV/m)	Limit (dBuV/m)	Margin (dB)	Factor (dB)	Dist (m)	Condition	Azimuth (°)	Height (m)	Raw (dBuV)	AF (dB)	CL (dB)	PA (dB)
AV	13.25G	41.92	54.00	-12.08	18.02	3	Vertical	10	1.37	23.90	39.60	11.45	33.03
PK	13.25033G	53.18	74.00	-20.82	18.03	3	Vertical	10	1.37	35.15	39.60	11.45	33.02

6.525-6.875GHz_802.11be EHT80_Nss1,(MCS0)_2TX

6625MHz_TX

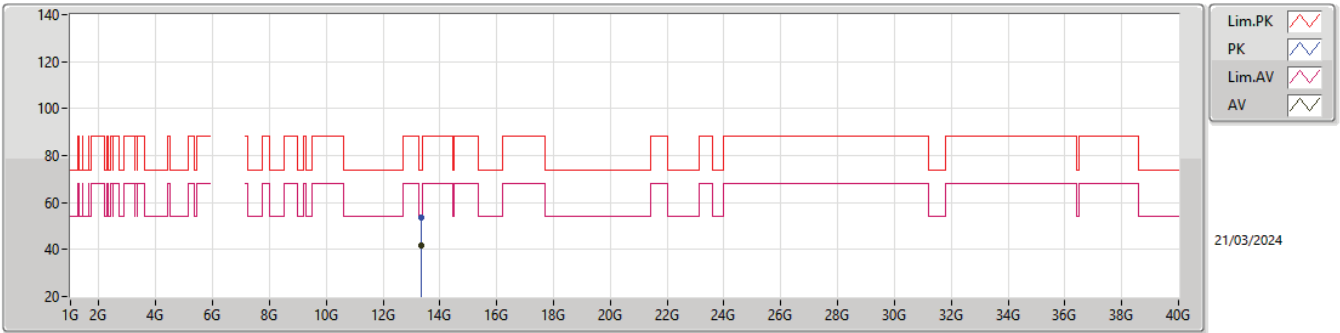


Type	Freq (Hz)	Level (dBuV/m)	Limit (dBuV/m)	Margin (dB)	Factor (dB)	Dist (m)	Condition	Azimuth (°)	Height (m)	Raw (dBuV)	AF (dB)	CL (dB)	PA (dB)
AV	13.25G	41.75	54.00	-12.25	18.02	3	Horizontal	5	1.08	23.73	39.60	11.45	33.03
PK	13.25006G	53.67	74.00	-20.33	18.03	3	Horizontal	5	1.08	35.64	39.60	11.45	33.02



6.525-6.875GHz_802.11be EHT160_Nss1,(MCS0)_2TX

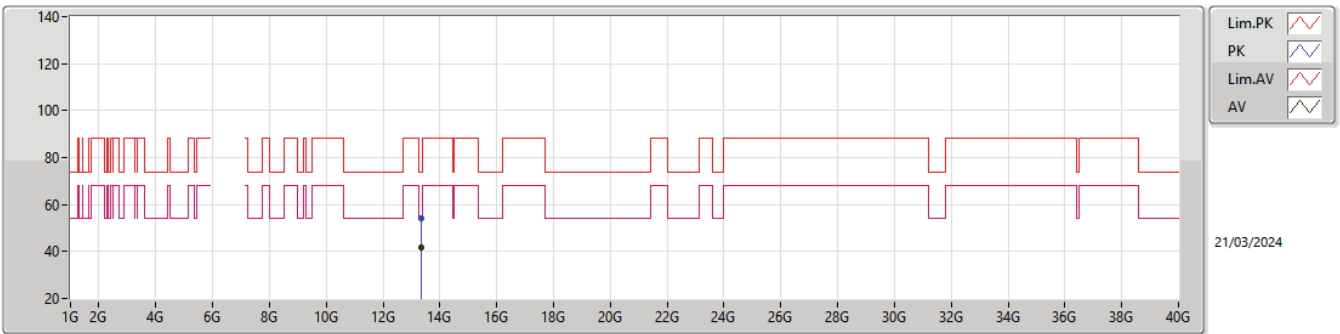
6665MHz_TX



Type	Freq (Hz)	Level (dBuV/m)	Limit (dBuV/m)	Margin (dB)	Factor (dB)	Dist (m)	Condition	Azimuth (°)	Height (m)	Raw (dBuV)	AF (dB)	CL (dB)	PA (dB)
AV	13.3299G	41.76	54.00	-12.24	18.40	3	Vertical	328	2.66	23.36	39.82	11.49	32.91
PK	13.33167G	53.41	74.00	-20.59	18.42	3	Vertical	328	2.66	34.99	39.83	11.50	32.91

6.525-6.875GHz_802.11be EHT160_Nss1,(MCS0)_2TX

6665MHz_TX

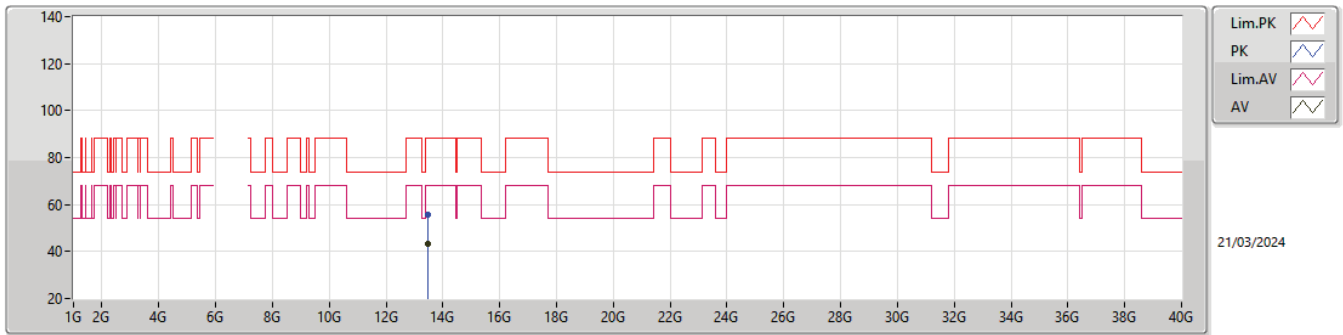


Type	Freq (Hz)	Level (dBuV/m)	Limit (dBuV/m)	Margin (dB)	Factor (dB)	Dist (m)	Condition	Azimuth (°)	Height (m)	Raw (dBuV)	AF (dB)	CL (dB)	PA (dB)
AV	13.33G	41.76	54.00	-12.24	18.40	3	Horizontal	333	2.10	23.36	39.82	11.49	32.91
PK	13.33049G	54.14	74.00	-19.86	18.40	3	Horizontal	333	2.10	35.74	39.82	11.49	32.91



6.525-6.875GHz_802.11be EHT320_Nss1,(MCS0)_2TX

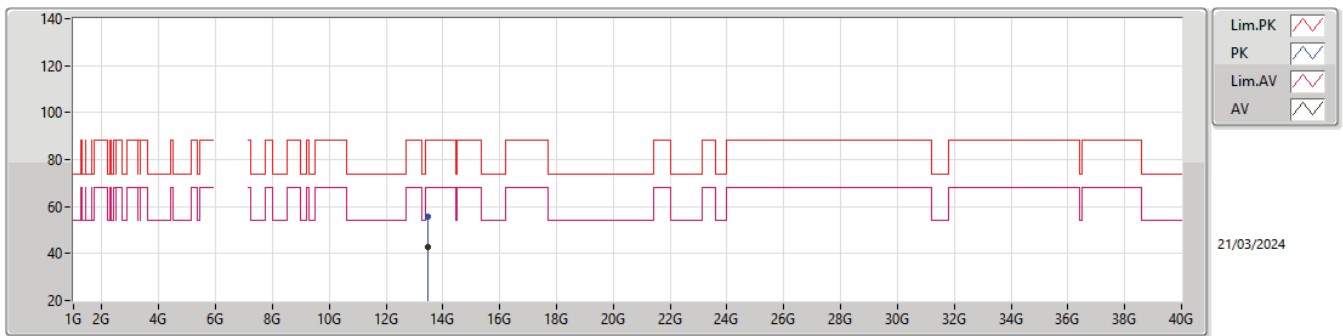
6745MHz_TX



Type	Freq (Hz)	Level (dBuV/m)	Limit (dBuV/m)	Margin (dB)	Factor (dB)	Dist (m)	Condition	Azimuth (°)	Height (m)	Raw (dBuV)	AF (dB)	CL (dB)	PA (dB)
AV	13.4898G	43.32	68.20	-24.88	18.91	3	Vertical	4	1.42	24.41	40.00	11.59	32.68
PK	13.49278G	55.68	88.20	-32.52	18.91	3	Vertical	4	1.42	36.77	40.00	11.59	32.68

6.525-6.875GHz_802.11be EHT320_Nss1,(MCS0)_2TX

6745MHz_TX

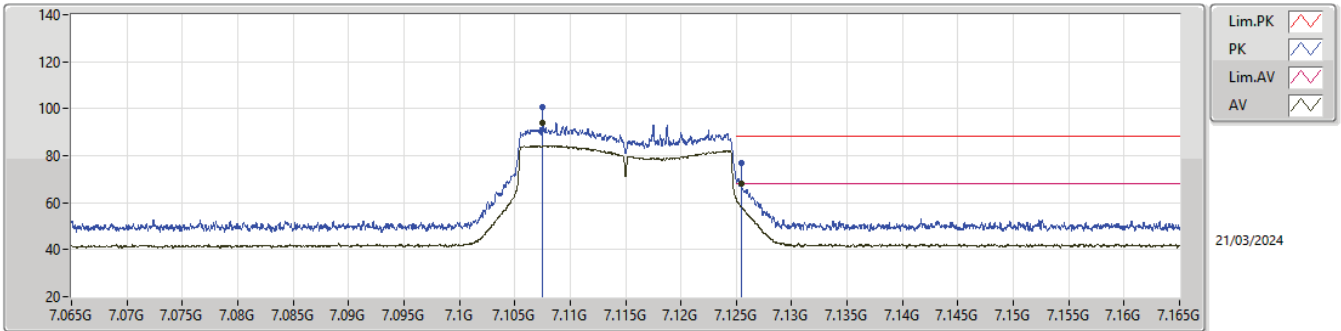


Type	Freq (Hz)	Level (dBuV/m)	Limit (dBuV/m)	Margin (dB)	Factor (dB)	Dist (m)	Condition	Azimuth (°)	Height (m)	Raw (dBuV)	AF (dB)	CL (dB)	PA (dB)
AV	13.49393G	42.58	68.20	-25.62	18.91	3	Horizontal	216	1.50	23.67	40.00	11.59	32.68
PK	13.48802G	55.52	88.20	-32.68	18.90	3	Horizontal	216	1.50	36.62	40.00	11.59	32.69



6.875-7.125GHz_802.11be EHT20_Nss1,(MCS0)_2TX

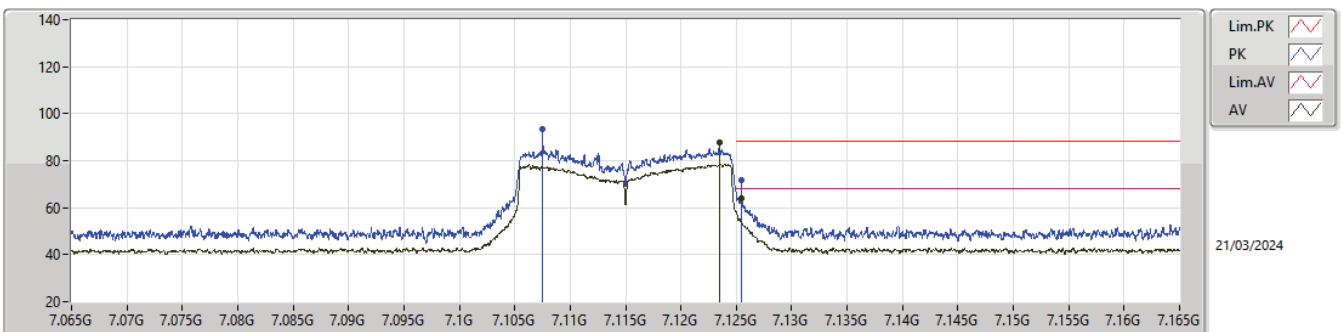
7115MHz_TX



Type	Freq (Hz)	Level (dBuV/m)	Limit (dBuV/m)	Margin (dB)	Factor (dB)	Dist (m)	Condition	Azimuth (°)	Height (m)	Raw (dBuV)	AF (dB)	CL (dB)	PA (dB)
AV	7.1075G	93.77	Inf	-Inf	9.59	3	Vertical	293	2.02	84.18	36.23	8.16	34.80
AV	7.1255G	68.02	68.20	-0.18	9.66	3	Vertical	293	2.02	58.36	36.30	8.17	34.81
PK	7.1075G	100.54	Inf	-Inf	9.59	3	Vertical	293	2.02	90.95	36.23	8.16	34.80
PK	7.1255G	76.94	88.20	-11.26	9.66	3	Vertical	293	2.02	67.28	36.30	8.17	34.81

6.875-7.125GHz_802.11be EHT20_Nss1,(MCS0)_2TX

7115MHz_TX

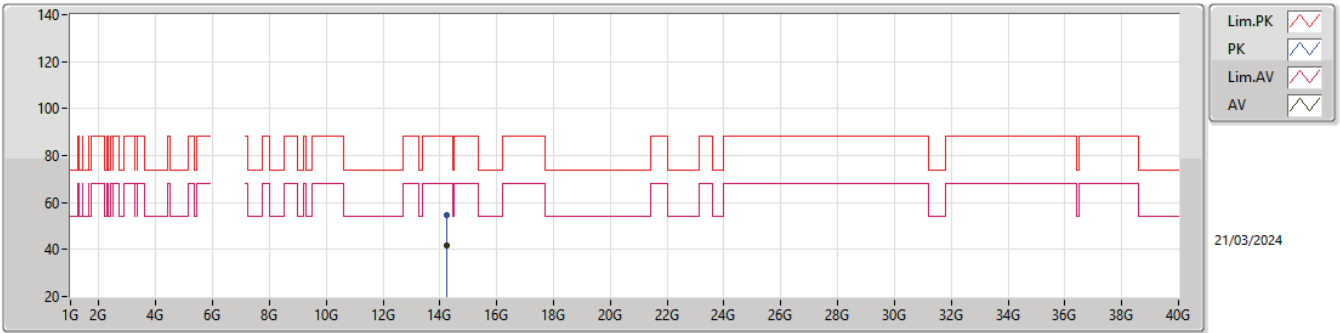


Type	Freq (Hz)	Level (dBuV/m)	Limit (dBuV/m)	Margin (dB)	Factor (dB)	Dist (m)	Condition	Azimuth (°)	Height (m)	Raw (dBuV)	AF (dB)	CL (dB)	PA (dB)
AV	7.1235G	87.74	Inf	-Inf	9.65	3	Horizontal	33	1.36	78.09	36.29	8.17	34.81
AV	7.1255G	63.87	68.20	-4.33	9.66	3	Horizontal	33	1.36	54.21	36.30	8.17	34.81
PK	7.1075G	93.22	Inf	-Inf	9.59	3	Horizontal	33	1.36	83.63	36.23	8.16	34.80
PK	7.1255G	71.62	88.20	-16.58	9.66	3	Horizontal	33	1.36	61.96	36.30	8.17	34.81



6.875-7.125GHz_802.11be EHT20_Nss1,(MCS0)_2TX

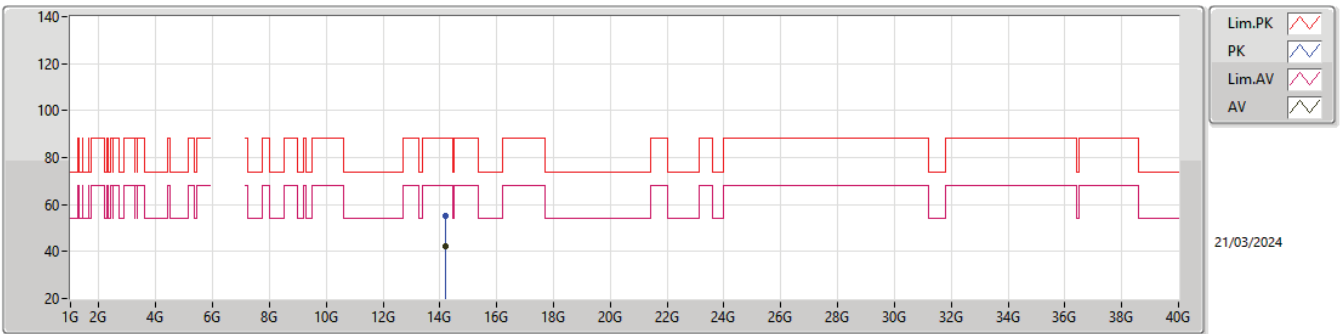
7115MHz_TX



Type	Freq (Hz)	Level (dBuV/m)	Limit (dBuV/m)	Margin (dB)	Factor (dB)	Dist (m)	Condition	Azimuth (°)	Height (m)	Raw (dBuV)	AF (dB)	CL (dB)	PA (dB)
AV	14.22991G	41.98	68.20	-26.22	18.87	3	Vertical	338	1.50	23.11	39.84	12.06	33.03
PK	14.22512G	54.59	88.20	-33.61	18.88	3	Vertical	338	1.50	35.71	39.85	12.05	33.02

6.875-7.125GHz_802.11be EHT20_Nss1,(MCS0)_2TX

7115MHz_TX

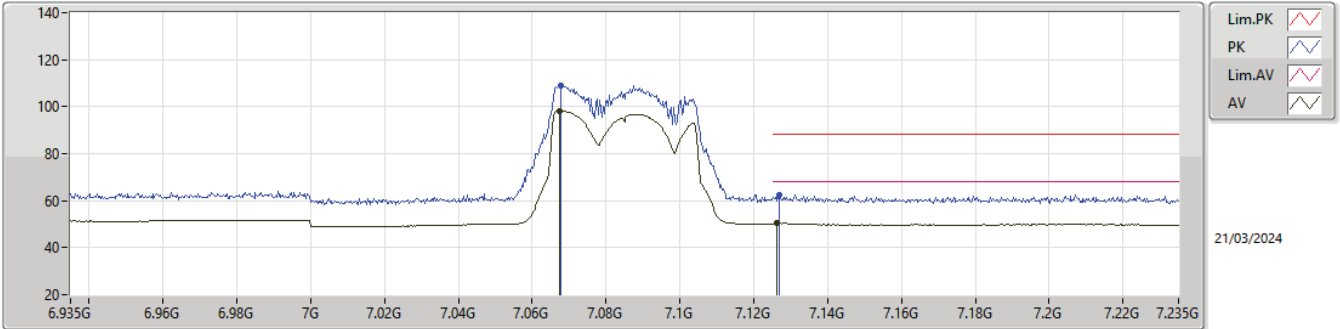


Type	Freq (Hz)	Level (dBuV/m)	Limit (dBuV/m)	Margin (dB)	Factor (dB)	Dist (m)	Condition	Azimuth (°)	Height (m)	Raw (dBuV)	AF (dB)	CL (dB)	PA (dB)
AV	14.21674G	42.01	68.20	-26.19	18.91	3	Horizontal	262	2.73	23.10	39.87	12.05	33.01
PK	14.21047G	55.40	88.20	-32.80	18.92	3	Horizontal	262	2.73	36.48	39.88	12.04	33.00



6.875-7.125GHz_802.11be EHT40_Nss1,(MCS0)_2TX

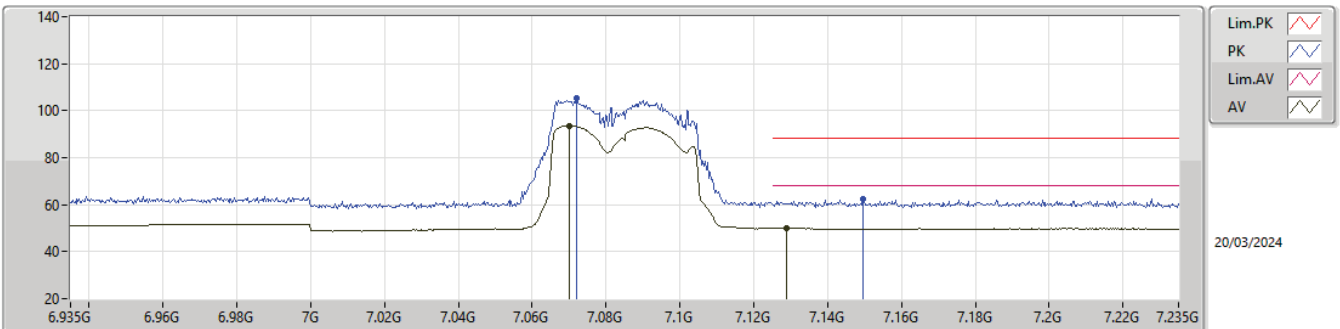
7085MHz_TX



Type	Freq (Hz)	Level (dBuV/m)	Limit (dBuV/m)	Margin (dB)	Factor (dB)	Dist (m)	Condition	Azimuth (°)	Height (m)	Raw (dBuV)	AF (dB)	CL (dB)	PA (dB)
AV	7.0673G	98.12	Inf	-Inf	9.38	3	Vertical	291	2.94	88.74	36.00	8.15	34.77
AV	7.1264G	50.38	68.20	-17.82	9.67	3	Vertical	291	2.94	40.71	36.31	8.17	34.81
PK	7.0679G	108.81	Inf	-Inf	9.39	3	Vertical	291	2.94	99.42	36.01	8.15	34.77
PK	7.127G	62.53	88.20	-25.67	9.67	3	Vertical	291	2.94	52.86	36.31	8.17	34.81

6.875-7.125GHz_802.11be EHT40_Nss1,(MCS0)_2TX

7085MHz_TX

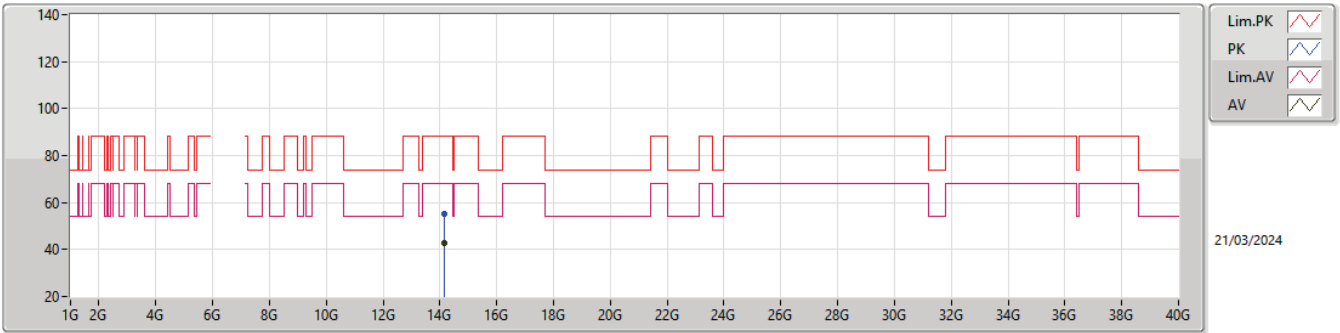


Type	Freq (Hz)	Level (dBuV/m)	Limit (dBuV/m)	Margin (dB)	Factor (dB)	Dist (m)	Condition	Azimuth (°)	Height (m)	Raw (dBuV)	AF (dB)	CL (dB)	PA (dB)
AV	7.07G	93.65	Inf	-Inf	9.40	3	Horizontal	335	1.04	84.25	36.02	8.15	34.77
AV	7.1288G	49.98	68.20	-18.22	9.68	3	Horizontal	335	1.04	40.30	36.32	8.17	34.81
PK	7.0721G	105.33	Inf	-Inf	9.41	3	Horizontal	335	1.04	95.92	36.03	8.15	34.77
PK	7.1495G	62.62	88.20	-25.58	9.76	3	Horizontal	335	1.04	52.86	36.40	8.18	34.82



6.875-7.125GHz_802.11be EHT40_Nss1,(MCS0)_2TX

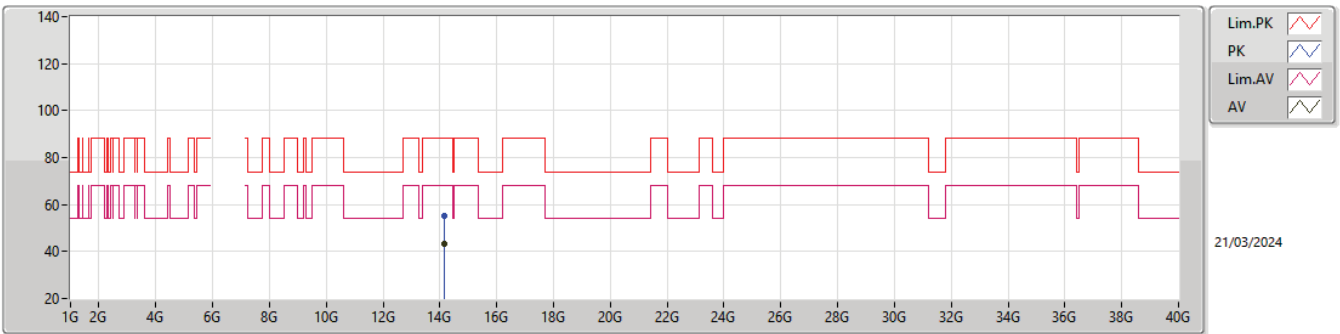
7085MHz_TX



Type	Freq (Hz)	Level (dBuV/m)	Limit (dBuV/m)	Margin (dB)	Factor (dB)	Dist (m)	Condition	Azimuth (°)	Height (m)	Raw (dBuV)	AF (dB)	CL (dB)	PA (dB)
AV	14.16977G	42.59	68.20	-25.61	18.97	3	Vertical	21	1.01	23.62	39.90	12.01	32.94
PK	14.16744G	55.13	88.20	-33.07	18.97	3	Vertical	21	1.01	36.16	39.90	12.01	32.94

6.875-7.125GHz_802.11be EHT40_Nss1,(MCS0)_2TX

7085MHz_TX

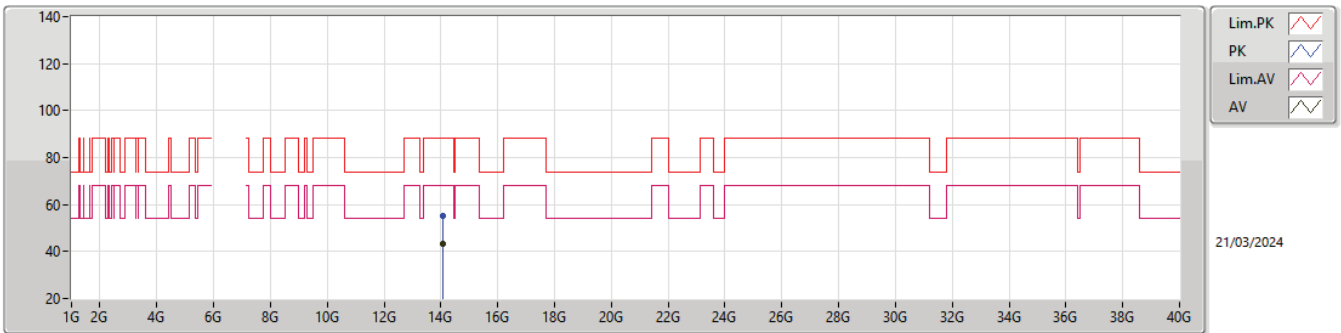


Type	Freq (Hz)	Level (dBuV/m)	Limit (dBuV/m)	Margin (dB)	Factor (dB)	Dist (m)	Condition	Azimuth (°)	Height (m)	Raw (dBuV)	AF (dB)	CL (dB)	PA (dB)
AV	14.16987G	43.16	68.20	-25.04	18.97	3	Horizontal	349	2.48	24.19	39.90	12.01	32.94
PK	14.17022G	55.43	88.20	-32.77	18.97	3	Horizontal	349	2.48	36.46	39.90	12.01	32.94



6.875-7.125GHz_802.11be EHT80_Nss1,(MCS0)_2TX

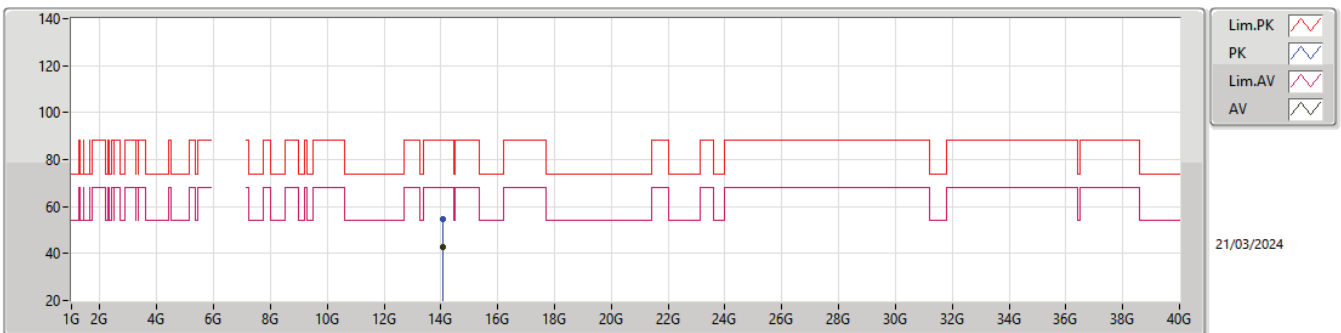
7025MHz_TX



Type	Freq (Hz)	Level (dBuV/m)	Limit (dBuV/m)	Margin (dB)	Factor (dB)	Dist (m)	Condition	Azimuth (°)	Height (m)	Raw (dBuV)	AF (dB)	CL (dB)	PA (dB)
AV	14.04993G	43.06	68.20	-25.14	19.06	3	Vertical	325	1.09	24.00	39.90	11.93	32.77
PK	14.05052G	55.07	88.20	-33.13	19.06	3	Vertical	325	1.09	36.01	39.90	11.93	32.77

6.875-7.125GHz_802.11be EHT80_Nss1,(MCS0)_2TX

7025MHz_TX

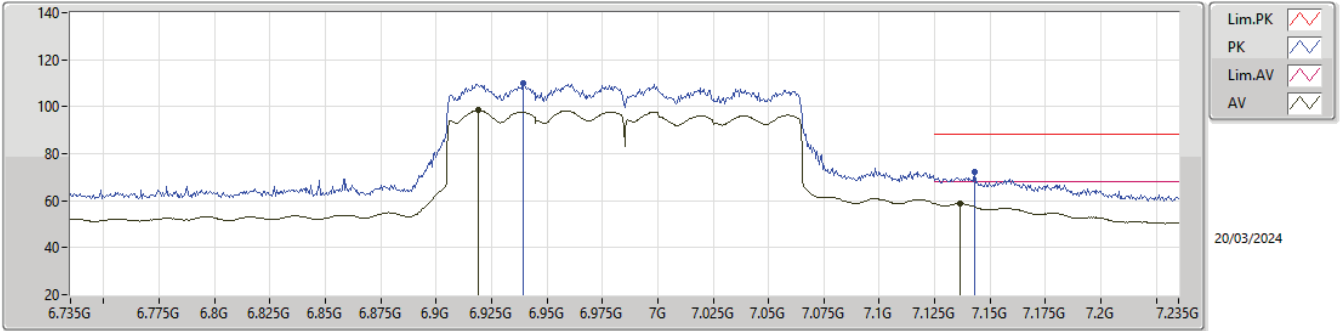


Type	Freq (Hz)	Level (dBuV/m)	Limit (dBuV/m)	Margin (dB)	Factor (dB)	Dist (m)	Condition	Azimuth (°)	Height (m)	Raw (dBuV)	AF (dB)	CL (dB)	PA (dB)
AV	14.05002G	42.72	68.20	-25.48	19.06	3	Horizontal	291	2.68	23.66	39.90	11.93	32.77
PK	14.04997G	54.59	88.20	-33.61	19.06	3	Horizontal	291	2.68	35.53	39.90	11.93	32.77



6.875-7.125GHz_802.11be EHT160_Nss1,(MCS0)_2TX

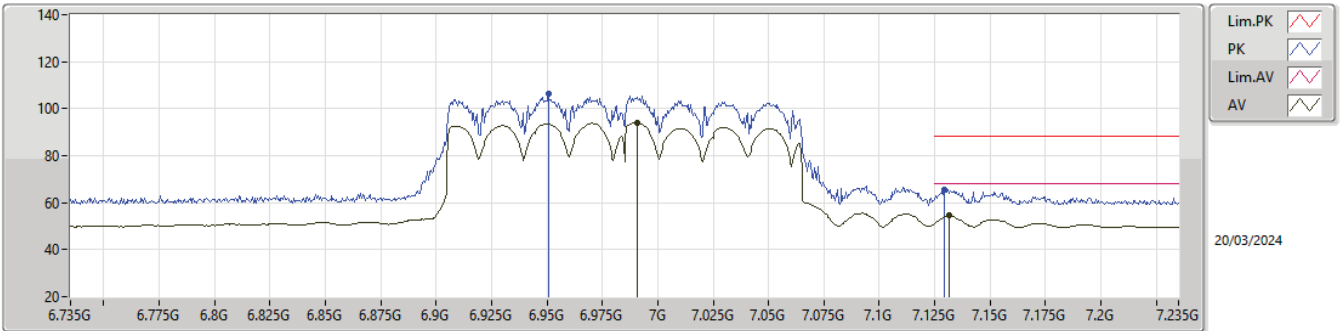
6985MHz_TX



Type	Freq (Hz)	Level (dBuV/m)	Limit (dBuV/m)	Margin (dB)	Factor (dB)	Dist (m)	Condition	Azimuth (°)	Height (m)	Raw (dBuV)	AF (dB)	CL (dB)	PA (dB)
AV	6.919G	98.44	Inf	-Inf	8.91	3	Vertical	295	1.94	89.53	35.60	8.04	34.73
AV	7.1365G	58.93	68.20	-9.27	9.71	3	Vertical	295	1.94	49.22	36.35	8.17	34.81
PK	6.939G	110.19	Inf	-Inf	8.93	3	Vertical	295	1.94	101.26	35.60	8.06	34.73
PK	7.143G	72.14	88.20	-16.06	9.73	3	Vertical	295	1.94	62.41	36.37	8.18	34.82

6.875-7.125GHz_802.11be EHT160_Nss1,(MCS0)_2TX

6985MHz_TX

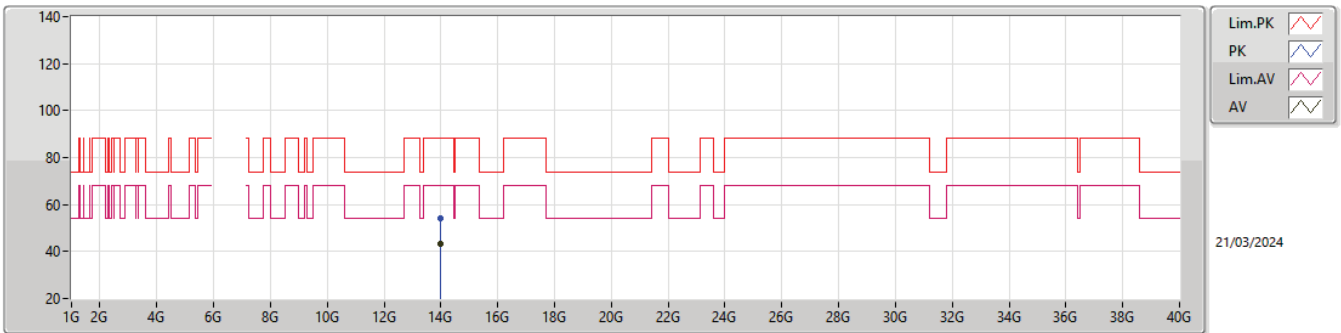


Type	Freq (Hz)	Level (dBuV/m)	Limit (dBuV/m)	Margin (dB)	Factor (dB)	Dist (m)	Condition	Azimuth (°)	Height (m)	Raw (dBuV)	AF (dB)	CL (dB)	PA (dB)
AV	6.9905G	94.07	Inf	-Inf	8.98	3	Horizontal	345	1.17	85.09	35.60	8.11	34.73
AV	7.1315G	54.41	68.20	-13.79	9.69	3	Horizontal	345	1.17	44.72	36.33	8.17	34.81
PK	6.9505G	106.49	Inf	-Inf	8.94	3	Horizontal	345	1.17	97.55	35.60	8.07	34.73
PK	7.1295G	65.65	88.20	-22.55	9.68	3	Horizontal	345	1.17	55.97	36.32	8.17	34.81



6.875-7.125GHz_802.11be EHT160_Nss1,(MCS0)_2TX

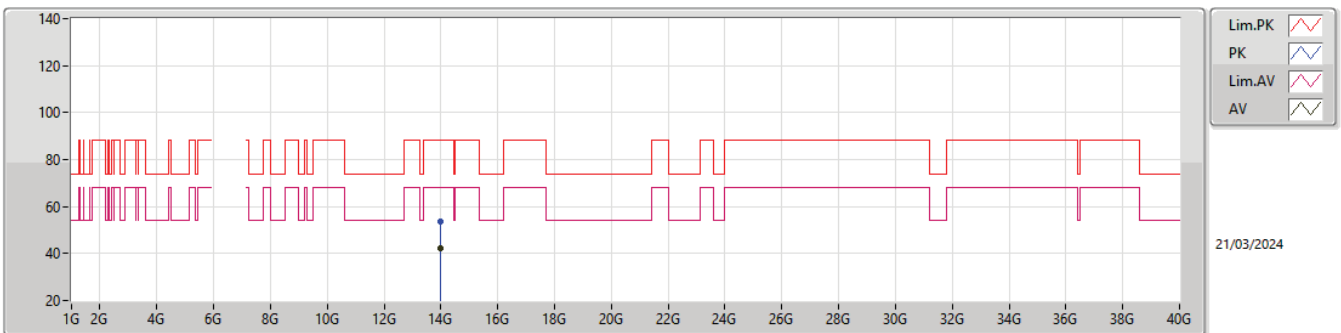
6985MHz_TX



Type	Freq (Hz)	Level (dBuV/m)	Limit (dBuV/m)	Margin (dB)	Factor (dB)	Dist (m)	Condition	Azimuth (°)	Height (m)	Raw (dBuV)	AF (dB)	CL (dB)	PA (dB)
AV	13.9699G	43.25	68.20	-24.95	18.91	3	Vertical	332	1.04	24.34	39.74	11.87	32.70
PK	13.96979G	54.07	88.20	-34.13	18.91	3	Vertical	332	1.04	35.16	39.74	11.87	32.70

6.875-7.125GHz_802.11be EHT160_Nss1,(MCS0)_2TX

6985MHz_TX

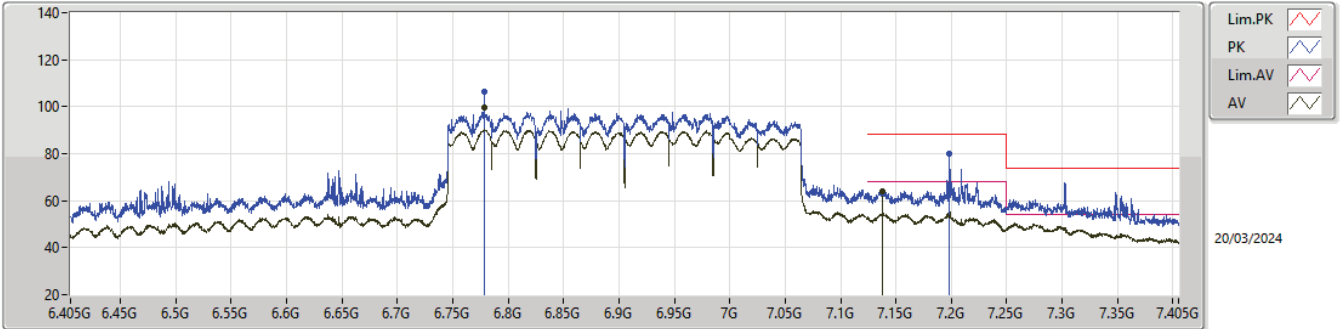


Type	Freq (Hz)	Level (dBuV/m)	Limit (dBuV/m)	Margin (dB)	Factor (dB)	Dist (m)	Condition	Azimuth (°)	Height (m)	Raw (dBuV)	AF (dB)	CL (dB)	PA (dB)
AV	13.96987G	42.25	68.20	-25.95	18.91	3	Horizontal	5	1.12	23.34	39.74	11.87	32.70
PK	13.97103G	53.84	88.20	-34.36	18.91	3	Horizontal	5	1.12	34.93	39.74	11.87	32.70



6.875-7.125GHz_802.11be EHT320_Nss1,(MCS0)_2TX

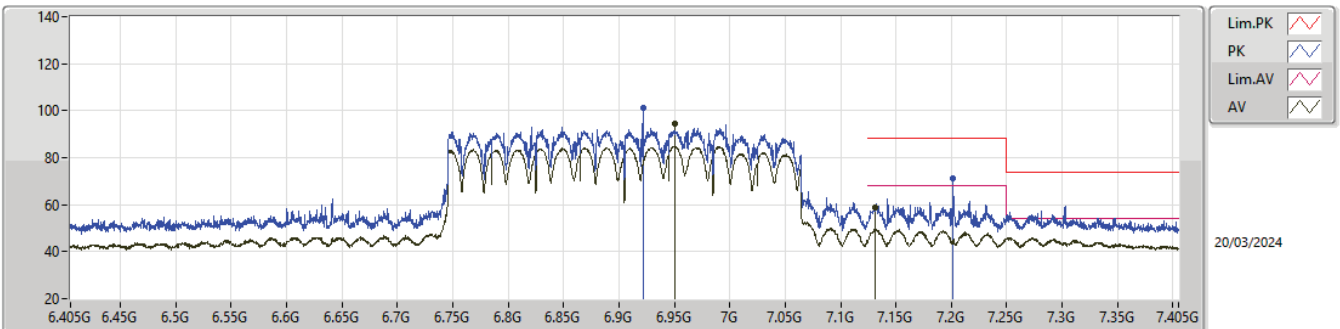
6905MHz_TX



Type	Freq (Hz)	Level (dBuV/m)	Limit (dBuV/m)	Margin (dB)	Factor (dB)	Dist (m)	Condition	Azimuth (°)	Height (m)	Raw (dBuV)	AF (dB)	CL (dB)	PA (dB)
AV	6.7785G	99.76	Inf	-Inf	8.89	3	Vertical	296	1.98	90.87	35.70	7.92	34.73
AV	7.1375G	63.93	68.20	-4.27	9.70	3	Vertical	296	1.98	54.23	36.35	8.17	34.82
PK	6.7785G	106.44	Inf	-Inf	8.89	3	Vertical	296	1.98	97.55	35.70	7.92	34.73
PK	7.1985G	79.75	88.20	-8.45	9.85	3	Vertical	296	1.98	69.90	36.50	8.20	34.85

6.875-7.125GHz_802.11be EHT320_Nss1,(MCS0)_2TX

6905MHz_TX

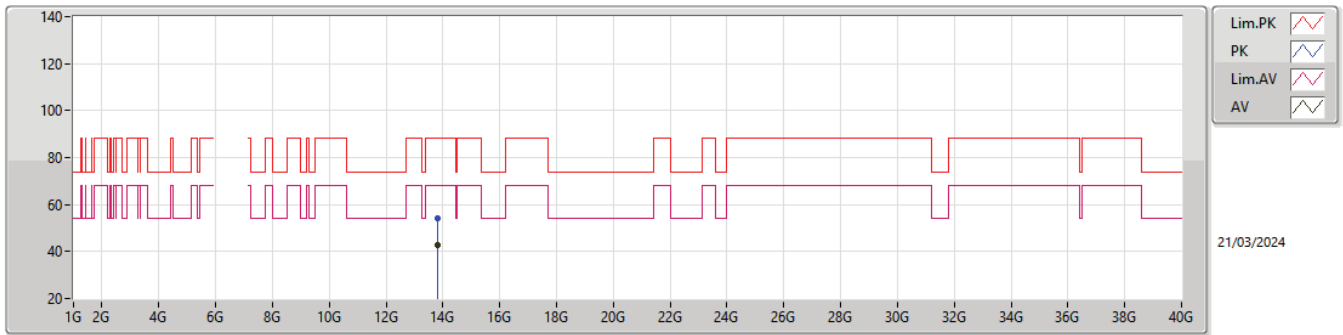


Type	Freq (Hz)	Level (dBuV/m)	Limit (dBuV/m)	Margin (dB)	Factor (dB)	Dist (m)	Condition	Azimuth (°)	Height (m)	Raw (dBuV)	AF (dB)	CL (dB)	PA (dB)
AV	6.9505G	94.52	Inf	-Inf	8.94	3	Horizontal	341	1.19	85.58	35.60	8.07	34.73
AV	7.1315G	59.04	68.20	-9.16	9.69	3	Horizontal	341	1.19	49.35	36.33	8.17	34.81
PK	6.9215G	100.96	Inf	-Inf	8.92	3	Horizontal	341	1.19	92.04	35.60	8.05	34.73
PK	7.2015G	71.03	88.20	-17.17	9.85	3	Horizontal	341	1.19	61.18	36.50	8.20	34.85



6.875-7.125GHz_802.11be EHT320_Nss1,(MCS0)_2TX

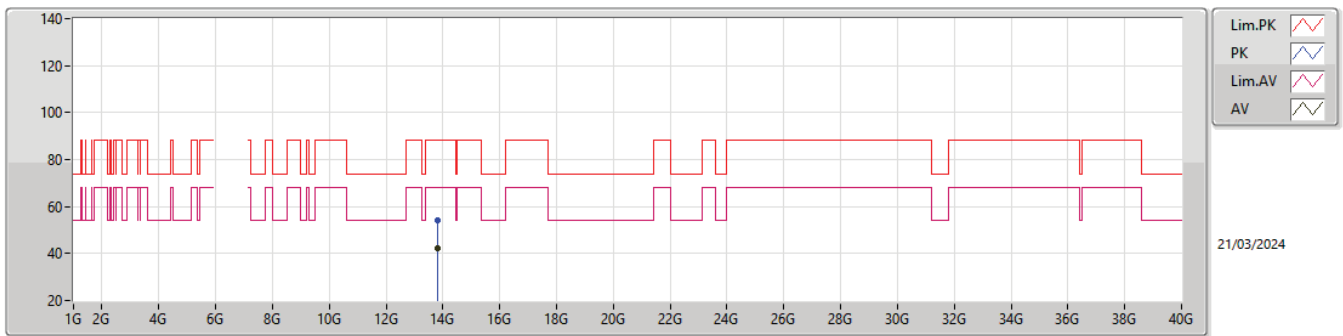
6905MHz_TX



Type	Freq (Hz)	Level (dBuV/m)	Limit (dBuV/m)	Margin (dB)	Factor (dB)	Dist (m)	Condition	Azimuth (°)	Height (m)	Raw (dBuV)	AF (dB)	CL (dB)	PA (dB)
AV	13.80986G	42.60	68.20	-25.60	18.59	3	Vertical	356	2.66	24.01	39.50	11.78	32.69
PK	13.80992G	54.23	88.20	-33.97	18.59	3	Vertical	356	2.66	35.64	39.50	11.78	32.69

6.875-7.125GHz_802.11be EHT320_Nss1,(MCS0)_2TX

6905MHz_TX



Type	Freq (Hz)	Level (dBuV/m)	Limit (dBuV/m)	Margin (dB)	Factor (dB)	Dist (m)	Condition	Azimuth (°)	Height (m)	Raw (dBuV)	AF (dB)	CL (dB)	PA (dB)
AV	13.80998G	42.04	68.20	-26.16	18.59	3	Horizontal	46	2.00	23.45	39.50	11.78	32.69
PK	13.80757G	54.24	88.20	-33.96	18.59	3	Horizontal	46	2.00	35.65	39.50	11.78	32.69



Summary

Mode	Result	Type	Freq (Hz)	Level (dBuV/m)	Limit (dBuV/m)	Margin (dB)	Dist (m)	Condition	Azimuth (°)	Height (m)
5.925-6.425GHz	-	-	-	-	-	-	-	-	-	-
802.11be EHT20-BF_Nss1,(MCS0)_2TX	Pass	AV	12.39002G	43.33	54.00	-10.67	3	Vertical	350	2.15
802.11be EHT40-BF_Nss1,(MCS0)_2TX	Pass	AV	12.41G	43.53	54.00	-10.47	3	Vertical	328	2.18
802.11be EHT80-BF_Nss1,(MCS0)_2TX	Pass	AV	12.45G	42.56	54.00	-11.44	3	Vertical	346	1.03
802.11be EHT160-BF_Nss1,(MCS0)_2TX	Pass	AV	12.68995G	44.75	54.00	-9.25	3	Vertical	350	1.00
802.11be EHT320-BF_Nss1,(MCS0)_2TX	Pass	AV	5.921G	63.90	68.20	-4.30	3	Vertical	290	2.01
6.425-6.525GHz	-	-	-	-	-	-	-	-	-	-
802.11be EHT20-BF_Nss1,(MCS0)_2TX	Pass	AV	12.86994G	44.70	68.20	-23.50	3	Vertical	352	2.21
802.11be EHT40-BF_Nss1,(MCS0)_2TX	Pass	AV	12.88992G	43.80	68.20	-24.40	3	Vertical	330	2.22
802.11be EHT80-BF_Nss1,(MCS0)_2TX	Pass	AV	13.08992G	44.28	68.20	-23.92	3	Horizontal	282	1.58
802.11be EHT160-BF_Nss1,(MCS0)_2TX	Pass	AV	13.01001G	43.39	68.20	-24.81	3	Vertical	330	1.96
6.525-6.875GHz	-	-	-	-	-	-	-	-	-	-
802.11be EHT20-BF_Nss1,(MCS0)_2TX	Pass	AV	13.38998G	44.61	54.00	-9.39	3	Vertical	334	1.00
802.11be EHT40-BF_Nss1,(MCS0)_2TX	Pass	AV	13.37G	44.62	54.00	-9.38	3	Horizontal	305	1.99
802.11be EHT80-BF_Nss1,(MCS0)_2TX	Pass	AV	13.25004G	42.42	54.00	-11.58	3	Horizontal	202	2.19
802.11be EHT160-BF_Nss1,(MCS0)_2TX	Pass	AV	13.32995G	43.93	54.00	-10.07	3	Vertical	344	1.75
802.11be EHT320-BF_Nss1,(MCS0)_2TX	Pass	AV	13.48995G	45.69	68.20	-22.51	3	Vertical	330	1.84
6.875-7.125GHz	-	-	-	-	-	-	-	-	-	-
802.11be EHT20-BF_Nss1,(MCS0)_2TX	Pass	AV	7.1255G	67.45	68.20	-0.75	3	Horizontal	18	2.24
802.11be EHT40-BF_Nss1,(MCS0)_2TX	Pass	AV	7.1264G	51.97	68.20	-16.23	3	Vertical	286	1.94
802.11be EHT80-BF_Nss1,(MCS0)_2TX	Pass	AV	7.1264G	53.15	68.20	-15.05	3	Vertical	297	2.06
802.11be EHT160-BF_Nss1,(MCS0)_2TX	Pass	AV	7.125G	59.74	68.20	-8.46	3	Vertical	304	2.89
802.11be EHT320-BF_Nss1,(MCS0)_2TX	Pass	AV	7.1265G	66.68	68.20	-1.52	3	Vertical	288	1.92



Result

Mode	Result	Type	Freq (Hz)	Level (dBuV/m)	Limit (dBuV/m)	Margin (dB)	Dist (m)	Condition	Azimuth (°)	Height (m)
802.11be EHT20-BF_Nss1,(MCS0)_2TX	-	-	-	-	-	-	-	-	-	-
5955MHz	Pass	AV	5.9004G	46.99	68.20	-21.21	3	Vertical	298	1.86
5955MHz	Pass	AV	5.964G	99.40	Inf	-Inf	3	Vertical	298	1.86
5955MHz	Pass	PK	5.8551G	58.58	88.20	-29.62	3	Vertical	298	1.86
5955MHz	Pass	PK	5.964G	110.15	Inf	-Inf	3	Vertical	298	1.86
5955MHz	Pass	AV	5.8761G	47.10	68.20	-21.10	3	Horizontal	358	1.65
5955MHz	Pass	AV	5.964G	90.20	Inf	-Inf	3	Horizontal	358	1.65
5955MHz	Pass	PK	5.8101G	59.63	88.20	-28.57	3	Horizontal	358	1.65
5955MHz	Pass	PK	5.964G	101.26	Inf	-Inf	3	Horizontal	358	1.65
5955MHz	Pass	AV	11.91422G	39.82	54.00	-14.18	3	Vertical	9	1.01
5955MHz	Pass	PK	11.91034G	51.88	74.00	-22.12	3	Vertical	9	1.01
5955MHz	Pass	AV	12.05144G	39.23	54.00	-14.77	3	Horizontal	72	1.45
5955MHz	Pass	PK	12.06008G	50.51	74.00	-23.49	3	Horizontal	72	1.45
6195MHz	Pass	AV	12.39002G	43.33	54.00	-10.67	3	Vertical	350	2.15
6195MHz	Pass	PK	12.39016G	52.08	74.00	-21.92	3	Vertical	350	2.15
6195MHz	Pass	AV	12.38994G	40.33	54.00	-13.67	3	Horizontal	337	1.53
6195MHz	Pass	PK	12.3899G	51.72	74.00	-22.28	3	Horizontal	337	1.53
6415MHz	Pass	AV	12.82996G	44.87	68.20	-23.33	3	Vertical	353	2.23
6415MHz	Pass	PK	12.8302G	54.03	88.20	-34.17	3	Vertical	353	2.23
6415MHz	Pass	AV	12.82992G	43.65	68.20	-24.55	3	Horizontal	335	2.52
6415MHz	Pass	PK	12.82988G	53.94	88.20	-34.26	3	Horizontal	335	2.52
6435MHz	Pass	AV	12.86994G	44.70	68.20	-23.50	3	Vertical	352	2.21
6435MHz	Pass	PK	12.86988G	54.70	88.20	-33.50	3	Vertical	352	2.21
6435MHz	Pass	AV	12.86994G	43.34	68.20	-24.86	3	Horizontal	334	2.54
6435MHz	Pass	PK	12.87008G	53.32	88.20	-34.88	3	Horizontal	334	2.54
6475MHz	Pass	AV	12.94996G	43.13	68.20	-25.07	3	Vertical	352	2.24
6475MHz	Pass	PK	12.94992G	53.20	88.20	-35.00	3	Vertical	352	2.24
6475MHz	Pass	AV	12.94996G	42.53	68.20	-25.67	3	Horizontal	306	2.41
6475MHz	Pass	PK	12.94958G	52.78	88.20	-35.42	3	Horizontal	306	2.41
6515MHz	Pass	AV	13.03001G	43.69	68.20	-24.51	3	Vertical	331	1.98
6515MHz	Pass	PK	13.02991G	54.24	88.20	-33.96	3	Vertical	331	1.98
6515MHz	Pass	AV	13.03G	44.23	68.20	-23.97	3	Horizontal	307	1.80
6515MHz	Pass	PK	13.03007G	55.00	88.20	-33.20	3	Horizontal	307	1.80
6535MHz	Pass	AV	13.06999G	43.62	68.20	-24.58	3	Vertical	330	1.10
6535MHz	Pass	PK	13.07052G	54.30	88.20	-33.90	3	Vertical	330	1.10
6535MHz	Pass	AV	13.06996G	44.61	68.20	-23.59	3	Horizontal	349	1.55
6535MHz	Pass	PK	13.06957G	54.63	88.20	-33.57	3	Horizontal	349	1.55
6695MHz	Pass	AV	13.38998G	44.61	54.00	-9.39	3	Vertical	334	1.00
6695MHz	Pass	PK	13.3898G	54.43	74.00	-19.57	3	Vertical	334	1.00
6695MHz	Pass	AV	13.38996G	44.48	54.00	-9.52	3	Horizontal	332	1.98
6695MHz	Pass	PK	13.39005G	55.18	74.00	-18.82	3	Horizontal	332	1.98
6875MHz	Pass	AV	13.74991G	44.71	68.20	-23.49	3	Vertical	32	1.28
6875MHz	Pass	PK	13.75042G	55.44	88.20	-32.76	3	Vertical	32	1.28
6875MHz	Pass	AV	13.74991G	43.10	68.20	-25.10	3	Horizontal	65	1.46
6875MHz	Pass	PK	13.74752G	54.49	88.20	-33.71	3	Horizontal	65	1.46
6895MHz	Pass	AV	13.78993G	45.01	68.20	-23.19	3	Vertical	28	1.28
6895MHz	Pass	PK	13.79009G	55.56	88.20	-32.64	3	Vertical	28	1.28
6895MHz	Pass	AV	13.79009G	44.09	68.20	-24.11	3	Horizontal	54	1.27
6895MHz	Pass	PK	13.79024G	54.75	88.20	-33.45	3	Horizontal	54	1.27
6995MHz	Pass	AV	13.98993G	45.49	68.20	-22.71	3	Vertical	330	1.02
6995MHz	Pass	PK	13.98993G	55.46	88.20	-32.74	3	Vertical	330	1.02
6995MHz	Pass	AV	13.98987G	43.77	68.20	-24.43	3	Horizontal	360	1.34
6995MHz	Pass	PK	13.98999G	54.64	88.20	-33.56	3	Horizontal	360	1.34
7095MHz	Pass	AV	7.0878G	100.73	Inf	-Inf	3	Vertical	294	1.91
7095MHz	Pass	AV	7.1493G	50.40	68.20	-17.80	3	Vertical	294	1.91
7095MHz	Pass	PK	7.1028G	109.82	Inf	-Inf	3	Vertical	294	1.91
7095MHz	Pass	PK	7.1475G	61.73	88.20	-26.47	3	Vertical	294	1.91
7095MHz	Pass	AV	7.1031G	94.93	Inf	-Inf	3	Horizontal	324	1.03
7095MHz	Pass	AV	7.1991G	50.36	68.20	-17.84	3	Horizontal	324	1.03
7095MHz	Pass	PK	7.1022G	104.95	Inf	-Inf	3	Horizontal	324	1.03
7095MHz	Pass	PK	7.1391G	61.98	88.20	-26.22	3	Horizontal	324	1.03



RSE TX above 1GHz_Beamforming

Appendix E.5

Mode	Result	Type	Freq (Hz)	Level (dBuV/m)	Limit (dBuV/m)	Margin (dB)	Dist (m)	Condition	Azimuth (°)	Height (m)
7095MHz	Pass	AV	14.19005G	44.40	68.20	-23.80	3	Vertical	333	1.50
7095MHz	Pass	PK	14.19151G	55.74	88.20	-32.46	3	Vertical	333	1.50
7095MHz	Pass	AV	14.1899G	44.73	68.20	-23.47	3	Horizontal	317	1.46
7095MHz	Pass	PK	14.19008G	55.84	88.20	-32.36	3	Horizontal	317	1.46
7115MHz	Pass	AV	7.1065G	100.80	Inf	-Inf	3	Vertical	300	2.02
7115MHz	Pass	AV	7.1255G	67.27	68.20	-0.93	3	Vertical	300	2.02
7115MHz	Pass	PK	7.1065G	106.29	Inf	-Inf	3	Vertical	300	2.02
7115MHz	Pass	PK	7.1255G	78.30	88.20	-9.90	3	Vertical	300	2.02
7115MHz	Pass	AV	7.1065G	98.65	Inf	-Inf	3	Horizontal	18	2.24
7115MHz	Pass	AV	7.1255G	67.45	68.20	-0.75	3	Horizontal	18	2.24
7115MHz	Pass	PK	7.1065G	104.30	Inf	-Inf	3	Horizontal	18	2.24
7115MHz	Pass	PK	7.1255G	77.74	88.20	-10.46	3	Horizontal	18	2.24
7115MHz	Pass	AV	14.22984G	43.74	68.20	-24.46	3	Vertical	335	1.50
7115MHz	Pass	PK	14.218G	55.68	88.20	-32.52	3	Vertical	335	1.50
7115MHz	Pass	AV	14.22996G	44.08	68.20	-24.12	3	Horizontal	313	1.86
7115MHz	Pass	PK	14.22928G	55.74	88.20	-32.46	3	Horizontal	313	1.86
802.11be EHT40-BF_Nss1,(MCS0)_2TX	-	-	-	-	-	-	-	-	-	-
5965MHz	Pass	AV	5.9245G	48.30	68.20	-19.90	3	Vertical	296	1.89
5965MHz	Pass	AV	5.947G	99.60	Inf	-Inf	3	Vertical	296	1.89
5965MHz	Pass	PK	5.9233G	63.76	88.20	-24.44	3	Vertical	296	1.89
5965MHz	Pass	PK	5.947G	111.07	Inf	-Inf	3	Vertical	296	1.89
5965MHz	Pass	AV	5.8975G	46.75	68.20	-21.45	3	Horizontal	15	1.68
5965MHz	Pass	AV	5.953G	91.67	Inf	-Inf	3	Horizontal	15	1.68
5965MHz	Pass	PK	5.9122G	59.37	88.20	-28.83	3	Horizontal	15	1.68
5965MHz	Pass	PK	5.9551G	103.53	Inf	-Inf	3	Horizontal	15	1.68
5965MHz	Pass	AV	11.9308G	39.71	54.00	-14.29	3	Vertical	350	1.00
5965MHz	Pass	PK	11.92368G	52.75	74.00	-21.25	3	Vertical	350	1.00
5965MHz	Pass	AV	11.92752G	39.20	54.00	-14.80	3	Horizontal	328	1.67
5965MHz	Pass	PK	11.93132G	52.00	74.00	-22.00	3	Horizontal	328	1.67
6205MHz	Pass	AV	12.41G	43.53	54.00	-10.47	3	Vertical	328	2.18
6205MHz	Pass	PK	12.42316G	52.14	74.00	-21.86	3	Vertical	328	2.18
6205MHz	Pass	AV	12.40996G	39.77	54.00	-14.23	3	Horizontal	333	1.49
6205MHz	Pass	PK	12.42128G	51.28	74.00	-22.72	3	Horizontal	333	1.49
6405MHz	Pass	AV	12.80996G	43.85	68.20	-24.35	3	Vertical	329	1.00
6405MHz	Pass	PK	12.8102G	53.85	88.20	-34.35	3	Vertical	329	1.00
6405MHz	Pass	AV	12.81G	42.96	68.20	-25.24	3	Horizontal	314	2.51
6405MHz	Pass	PK	12.81008G	53.31	88.20	-34.89	3	Horizontal	314	2.51
6445MHz	Pass	AV	12.88992G	43.80	68.20	-24.40	3	Vertical	330	2.22
6445MHz	Pass	PK	12.89008G	53.48	88.20	-34.72	3	Vertical	330	2.22
6445MHz	Pass	AV	12.89G	42.95	68.20	-25.25	3	Horizontal	314	1.96
6445MHz	Pass	PK	12.90852G	52.86	88.20	-35.34	3	Horizontal	314	1.96
6485MHz	Pass	AV	12.97G	42.44	68.20	-25.76	3	Vertical	311	1.96
6485MHz	Pass	PK	12.96984G	53.51	88.20	-34.69	3	Vertical	311	1.96
6485MHz	Pass	AV	12.97004G	42.28	68.20	-25.92	3	Horizontal	270	1.59
6485MHz	Pass	PK	12.96996G	52.95	88.20	-35.25	3	Horizontal	270	1.59
6525MHz	Pass	AV	13.06432G	41.73	68.20	-26.47	3	Vertical	84	1.50
6525MHz	Pass	PK	13.0626G	54.68	88.20	-33.52	3	Vertical	84	1.50
6525MHz	Pass	AV	13.06112G	41.70	68.20	-26.50	3	Horizontal	54	3.00
6525MHz	Pass	PK	13.04112G	54.20	88.20	-34.00	3	Horizontal	54	3.00
6565MHz	Pass	AV	13.12992G	42.88	68.20	-25.32	3	Vertical	306	1.89
6565MHz	Pass	PK	13.13036G	54.40	88.20	-33.80	3	Vertical	306	1.89
6565MHz	Pass	AV	13.12992G	44.20	68.20	-24.00	3	Horizontal	268	1.50
6565MHz	Pass	PK	13.12984G	55.06	88.20	-33.14	3	Horizontal	268	1.50
6685MHz	Pass	AV	13.36992G	44.07	54.00	-9.93	3	Vertical	310	1.81
6685MHz	Pass	PK	13.37412G	53.96	74.00	-20.04	3	Vertical	310	1.81
6685MHz	Pass	AV	13.37G	44.62	54.00	-9.38	3	Horizontal	305	1.99
6685MHz	Pass	PK	13.36992G	54.21	74.00	-19.79	3	Horizontal	305	1.99
6885MHz	Pass	AV	13.76992G	44.01	68.20	-24.19	3	Vertical	7	1.34
6885MHz	Pass	PK	13.76892G	53.98	88.20	-34.22	3	Vertical	7	1.34
6885MHz	Pass	AV	13.77004G	43.68	68.20	-24.52	3	Horizontal	295	2.84
6885MHz	Pass	PK	13.77776G	54.27	88.20	-33.93	3	Horizontal	295	2.84
6925MHz	Pass	AV	13.85004G	43.44	68.20	-24.76	3	Vertical	7	1.40



RSE TX above 1GHz_Beamforming

Appendix E.5

Mode	Result	Type	Freq (Hz)	Level (dBuV/m)	Limit (dBuV/m)	Margin (dB)	Dist (m)	Condition	Azimuth (°)	Height (m)
6925MHz	Pass	PK	13.84756G	54.54	88.20	-33.66	3	Vertical	7	1.40
6925MHz	Pass	AV	13.84992G	43.09	68.20	-25.11	3	Horizontal	289	1.41
6925MHz	Pass	PK	13.83484G	55.05	88.20	-33.15	3	Horizontal	289	1.41
7005MHz	Pass	AV	14.00996G	44.60	68.20	-23.60	3	Vertical	305	1.03
7005MHz	Pass	PK	13.99872G	54.15	88.20	-34.05	3	Vertical	305	1.03
7005MHz	Pass	AV	14.00992G	43.02	68.20	-25.18	3	Horizontal	287	2.06
7005MHz	Pass	PK	14.0012G	55.01	88.20	-33.19	3	Horizontal	287	2.06
7085MHz	Pass	AV	7.0877G	98.83	Inf	-Inf	3	Vertical	286	1.94
7085MHz	Pass	AV	7.1264G	51.97	68.20	-16.23	3	Vertical	286	1.94
7085MHz	Pass	PK	7.0859G	109.25	Inf	-Inf	3	Vertical	286	1.94
7085MHz	Pass	PK	7.1288G	70.16	88.20	-18.04	3	Vertical	286	1.94
7085MHz	Pass	AV	7.0877G	92.88	Inf	-Inf	3	Horizontal	306	1.41
7085MHz	Pass	AV	7.1264G	50.35	68.20	-17.85	3	Horizontal	306	1.41
7085MHz	Pass	PK	7.0865G	102.58	Inf	-Inf	3	Horizontal	306	1.41
7085MHz	Pass	PK	7.1279G	62.40	88.20	-25.80	3	Horizontal	306	1.41
7085MHz	Pass	AV	14.16996G	44.03	68.20	-24.17	3	Vertical	345	1.45
7085MHz	Pass	PK	14.17248G	55.28	88.20	-32.92	3	Vertical	345	1.45
7085MHz	Pass	AV	14.16996G	45.34	68.20	-22.86	3	Horizontal	325	1.86
7085MHz	Pass	PK	14.17872G	56.02	88.20	-32.18	3	Horizontal	325	1.86
802.11be EHT80-BF_Nss1,(MCS0)_2TX	-	-	-	-	-	-	-	-	-	-
5985MHz	Pass	AV	5.92G	56.01	68.20	-12.19	3	Vertical	52	1.93
5985MHz	Pass	AV	6.013G	98.36	Inf	-Inf	3	Vertical	52	1.93
5985MHz	Pass	PK	5.917G	72.48	88.20	-15.72	3	Vertical	52	1.93
5985MHz	Pass	PK	6.018G	110.33	Inf	-Inf	3	Vertical	52	1.93
5985MHz	Pass	AV	5.9155G	49.53	68.20	-18.67	3	Horizontal	335	3.00
5985MHz	Pass	AV	6.013G	91.14	Inf	-Inf	3	Horizontal	335	3.00
5985MHz	Pass	PK	5.9075G	63.51	88.20	-24.69	3	Horizontal	335	3.00
5985MHz	Pass	PK	6.0105G	103.08	Inf	-Inf	3	Horizontal	335	3.00
5985MHz	Pass	AV	11.96976G	39.16	54.00	-14.84	3	Vertical	360	1.00
5985MHz	Pass	PK	11.98628G	52.37	74.00	-21.63	3	Vertical	360	1.00
5985MHz	Pass	AV	11.98776G	39.39	54.00	-14.61	3	Horizontal	316	1.68
5985MHz	Pass	PK	11.98924G	51.29	74.00	-22.71	3	Horizontal	316	1.68
6225MHz	Pass	AV	12.45G	42.56	54.00	-11.44	3	Vertical	346	1.03
6225MHz	Pass	PK	12.44076G	52.23	74.00	-21.77	3	Vertical	346	1.03
6225MHz	Pass	AV	12.45008G	40.81	54.00	-13.19	3	Horizontal	9	1.40
6225MHz	Pass	PK	12.45532G	51.67	74.00	-22.33	3	Horizontal	9	1.40
6385MHz	Pass	AV	12.76996G	44.26	68.20	-23.94	3	Vertical	345	1.00
6385MHz	Pass	PK	12.76996G	53.46	88.20	-34.74	3	Vertical	345	1.00
6385MHz	Pass	AV	12.77004G	42.57	68.20	-25.63	3	Horizontal	326	2.60
6385MHz	Pass	PK	12.76992G	53.33	88.20	-34.87	3	Horizontal	326	2.60
6465MHz	Pass	AV	12.92996G	43.13	68.20	-25.07	3	Vertical	343	2.19
6465MHz	Pass	PK	12.94G	52.77	88.20	-35.43	3	Vertical	343	2.19
6465MHz	Pass	AV	12.93004G	42.05	68.20	-26.15	3	Horizontal	284	1.61
6465MHz	Pass	PK	12.9128G	53.19	88.20	-35.01	3	Horizontal	284	1.61
6545MHz	Pass	AV	13.09008G	43.23	68.20	-24.97	3	Vertical	318	1.03
6545MHz	Pass	PK	13.08036G	54.23	88.20	-33.97	3	Vertical	318	1.03
6545MHz	Pass	AV	13.08992G	44.28	68.20	-23.92	3	Horizontal	282	1.58
6545MHz	Pass	PK	13.09024G	53.98	88.20	-34.22	3	Horizontal	282	1.58
6625MHz	Pass	AV	13.25004G	42.25	54.00	-11.75	3	Vertical	315	1.50
6625MHz	Pass	PK	13.26044G	53.56	74.00	-20.44	3	Vertical	315	1.50
6625MHz	Pass	AV	13.25004G	42.42	54.00	-11.58	3	Horizontal	202	2.19
6625MHz	Pass	PK	13.25132G	53.15	74.00	-20.85	3	Horizontal	202	2.19
6705MHz	Pass	AV	13.41G	44.56	68.20	-23.64	3	Vertical	333	1.00
6705MHz	Pass	PK	13.42628G	54.45	88.20	-33.75	3	Vertical	333	1.00
6705MHz	Pass	AV	13.40996G	44.41	68.20	-23.79	3	Horizontal	328	1.95
6705MHz	Pass	PK	13.41028G	54.39	88.20	-33.81	3	Horizontal	328	1.95
6785MHz	Pass	AV	13.57G	45.42	68.20	-22.78	3	Vertical	328	1.84
6785MHz	Pass	PK	13.56172G	55.85	88.20	-32.35	3	Vertical	328	1.84
6785MHz	Pass	AV	13.56992G	43.48	68.20	-24.72	3	Horizontal	327	1.97
6785MHz	Pass	PK	13.55288G	55.57	88.20	-32.63	3	Horizontal	327	1.97
6865MHz	Pass	AV	13.72996G	44.44	68.20	-23.76	3	Vertical	23	1.49
6865MHz	Pass	PK	13.72969G	54.89	88.20	-33.31	3	Vertical	23	1.49



RSE TX above 1GHz_Beamforming

Appendix E.5

Mode	Result	Type	Freq (Hz)	Level (dBuV/m)	Limit (dBuV/m)	Margin (dB)	Dist (m)	Condition	Azimuth (°)	Height (m)
6865MHz	Pass	AV	13.72997G	43.98	68.20	-24.22	3	Horizontal	310	2.80
6865MHz	Pass	PK	13.73225G	54.63	88.20	-33.57	3	Horizontal	310	2.80
6945MHz	Pass	AV	13.88991G	44.81	68.20	-23.39	3	Vertical	347	1.00
6945MHz	Pass	PK	13.89027G	55.94	88.20	-32.26	3	Vertical	347	1.00
6945MHz	Pass	AV	13.89G	43.22	68.20	-24.98	3	Horizontal	324	1.50
6945MHz	Pass	PK	13.89354G	54.81	88.20	-33.39	3	Horizontal	324	1.50
7025MHz	Pass	AV	7.0109G	97.44	Inf	-Inf	3	Vertical	297	2.06
7025MHz	Pass	AV	7.1264G	53.15	68.20	-15.05	3	Vertical	297	2.06
7025MHz	Pass	PK	7.0112G	109.50	Inf	-Inf	3	Vertical	297	2.06
7025MHz	Pass	PK	7.1264G	69.99	88.20	-18.21	3	Vertical	297	2.06
7025MHz	Pass	AV	7.0109G	91.79	Inf	-Inf	3	Horizontal	341	1.00
7025MHz	Pass	AV	7.13G	50.95	68.20	-17.25	3	Horizontal	341	1.00
7025MHz	Pass	PK	7.0571G	104.15	Inf	-Inf	3	Horizontal	341	1.00
7025MHz	Pass	PK	7.1267G	63.60	88.20	-24.60	3	Horizontal	341	1.00
7025MHz	Pass	AV	14.04998G	44.05	68.20	-24.15	3	Vertical	338	1.07
7025MHz	Pass	PK	14.04971G	55.44	88.20	-32.76	3	Vertical	338	1.07
7025MHz	Pass	AV	14.04991G	44.95	68.20	-23.25	3	Horizontal	328	1.87
7025MHz	Pass	PK	14.05022G	55.74	88.20	-32.46	3	Horizontal	328	1.87
802.11be EHT160-BF_Nss1,(MCS0)_2TX	-	-	-	-	-	-	-	-	-	-
6025MHz	Pass	AV	5.8975G	56.32	68.20	-11.88	3	Vertical	301	1.92
6025MHz	Pass	AV	6.0665G	98.48	Inf	-Inf	3	Vertical	301	1.92
6025MHz	Pass	PK	5.901G	69.44	88.20	-18.76	3	Vertical	301	1.92
6025MHz	Pass	PK	6.0585G	110.37	Inf	-Inf	3	Vertical	301	1.92
6025MHz	Pass	AV	5.897G	50.14	68.20	-18.06	3	Horizontal	22	3.00
6025MHz	Pass	AV	5.9965G	89.99	Inf	-Inf	3	Horizontal	22	3.00
6025MHz	Pass	PK	5.893G	62.21	88.20	-25.99	3	Horizontal	22	3.00
6025MHz	Pass	PK	5.9975G	102.93	Inf	-Inf	3	Horizontal	22	3.00
6025MHz	Pass	AV	12.04995G	41.20	54.00	-12.80	3	Vertical	0	2.36
6025MHz	Pass	PK	12.05121G	51.73	74.00	-22.27	3	Vertical	0	2.36
6025MHz	Pass	AV	12.04991G	40.35	54.00	-13.65	3	Horizontal	328	1.79
6025MHz	Pass	PK	12.04995G	51.97	74.00	-22.03	3	Horizontal	328	1.79
6185MHz	Pass	AV	12.36999G	42.52	54.00	-11.48	3	Vertical	346	2.21
6185MHz	Pass	PK	12.36986G	52.71	74.00	-21.29	3	Vertical	346	2.21
6185MHz	Pass	AV	12.37001G	40.41	54.00	-13.59	3	Horizontal	334	1.48
6185MHz	Pass	PK	12.36927G	52.20	74.00	-21.80	3	Horizontal	334	1.48
6345MHz	Pass	AV	12.68995G	44.75	54.00	-9.25	3	Vertical	350	1.00
6345MHz	Pass	PK	12.68998G	54.71	74.00	-19.29	3	Vertical	350	1.00
6345MHz	Pass	AV	12.68994G	42.37	54.00	-11.63	3	Horizontal	331	1.94
6345MHz	Pass	PK	12.69022G	53.45	74.00	-20.55	3	Horizontal	331	1.94
6505MHz	Pass	AV	13.01001G	43.39	68.20	-24.81	3	Vertical	330	1.96
6505MHz	Pass	PK	13.00978G	54.19	88.20	-34.01	3	Vertical	330	1.96
6505MHz	Pass	AV	13.00991G	42.66	68.20	-25.54	3	Horizontal	288	1.50
6505MHz	Pass	PK	13.01009G	54.04	88.20	-34.16	3	Horizontal	288	1.50
6665MHz	Pass	AV	13.32995G	43.93	54.00	-10.07	3	Vertical	344	1.75
6665MHz	Pass	PK	13.33018G	53.67	74.00	-20.33	3	Vertical	344	1.75
6665MHz	Pass	AV	13.33009G	41.93	54.00	-12.07	3	Horizontal	0	1.50
6665MHz	Pass	PK	13.3295G	53.43	74.00	-20.57	3	Horizontal	0	1.50
6825MHz	Pass	AV	13.6501G	44.89	68.20	-23.31	3	Vertical	337	1.88
6825MHz	Pass	PK	13.64987G	54.72	88.20	-33.48	3	Vertical	337	1.88
6825MHz	Pass	AV	13.64985G	42.71	68.20	-25.49	3	Horizontal	340	1.50
6825MHz	Pass	PK	13.65167G	53.88	88.20	-34.32	3	Horizontal	340	1.50
6985MHz	Pass	AV	7G	98.28	Inf	-Inf	3	Vertical	304	2.89
6985MHz	Pass	AV	7.125G	59.74	68.20	-8.46	3	Vertical	304	2.89
6985MHz	Pass	PK	6.9935G	109.47	Inf	-Inf	3	Vertical	304	2.89
6985MHz	Pass	PK	7.1265G	78.17	88.20	-10.03	3	Vertical	304	2.89
6985MHz	Pass	AV	6.9505G	93.33	Inf	-Inf	3	Horizontal	338	1.00
6985MHz	Pass	AV	7.127G	55.72	68.20	-12.48	3	Horizontal	338	1.00
6985MHz	Pass	PK	6.927G	104.79	Inf	-Inf	3	Horizontal	338	1.00
6985MHz	Pass	PK	7.1275G	71.68	88.20	-16.52	3	Horizontal	338	1.00
6985MHz	Pass	AV	13.96997G	44.79	68.20	-23.41	3	Vertical	342	1.02
6985MHz	Pass	PK	13.96967G	55.06	88.20	-33.14	3	Vertical	342	1.02
6985MHz	Pass	AV	13.96999G	43.27	68.20	-24.93	3	Horizontal	321	1.50



RSE TX above 1GHz_Beamforming

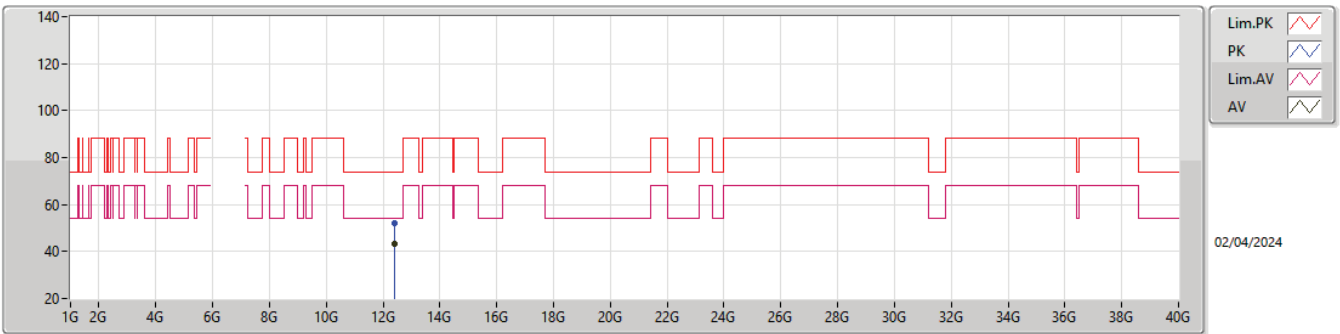
Appendix E.5

Mode	Result	Type	Freq (Hz)	Level (dBuV/m)	Limit (dBuV/m)	Margin (dB)	Dist (m)	Condition	Azimuth (°)	Height (m)
6985MHz	Pass	PK	13.97015G	54.30	88.20	-33.90	3	Horizontal	321	1.50
802.11be EHT320-BF_Nss1,(MCS0)_2TX	-	-	-	-	-	-	-	-	-	-
6105MHz	Pass	AV	5.921G	63.90	68.20	-4.30	3	Vertical	290	2.01
6105MHz	Pass	AV	6.2G	98.23	Inf	-Inf	3	Vertical	290	2.01
6105MHz	Pass	PK	5.921G	77.02	88.20	-11.18	3	Vertical	290	2.01
6105MHz	Pass	PK	6.247G	112.37	Inf	-Inf	3	Vertical	290	2.01
6105MHz	Pass	AV	5.925G	54.62	68.20	-13.58	3	Horizontal	353	1.01
6105MHz	Pass	AV	6.262G	90.39	Inf	-Inf	3	Horizontal	353	1.01
6105MHz	Pass	PK	5.925G	67.93	88.20	-20.27	3	Horizontal	353	1.01
6105MHz	Pass	PK	6.263G	101.77	Inf	-Inf	3	Horizontal	353	1.01
6105MHz	Pass	AV	12.21G	42.24	54.00	-11.76	3	Vertical	351	2.18
6105MHz	Pass	PK	12.20997G	52.93	74.00	-21.07	3	Vertical	351	2.18
6105MHz	Pass	AV	12.21007G	39.92	54.00	-14.08	3	Horizontal	335	1.58
6105MHz	Pass	PK	12.20957G	51.79	74.00	-22.21	3	Horizontal	335	1.58
6265MHz	Pass	AV	12.53004G	42.74	54.00	-11.26	3	Vertical	351	1.00
6265MHz	Pass	PK	12.53016G	52.42	74.00	-21.58	3	Vertical	351	1.00
6265MHz	Pass	AV	12.52989G	41.03	54.00	-12.97	3	Horizontal	14	1.38
6265MHz	Pass	PK	12.5301G	51.57	74.00	-22.43	3	Horizontal	14	1.38
6425MHz	Pass	AV	12.84993G	44.57	68.20	-23.63	3	Vertical	351	2.23
6425MHz	Pass	PK	12.85003G	54.54	88.20	-33.66	3	Vertical	351	2.23
6425MHz	Pass	AV	12.8499G	42.33	68.20	-25.87	3	Horizontal	331	1.01
6425MHz	Pass	PK	12.85318G	53.30	88.20	-34.90	3	Horizontal	331	1.01
6585MHz	Pass	AV	13.16993G	42.71	68.20	-25.49	3	Vertical	326	1.09
6585MHz	Pass	PK	13.17479G	54.47	88.20	-33.73	3	Vertical	326	1.09
6585MHz	Pass	AV	13.16994G	43.40	68.20	-24.80	3	Horizontal	347	1.36
6585MHz	Pass	PK	13.1696G	54.63	88.20	-33.57	3	Horizontal	347	1.36
6745MHz	Pass	AV	13.48995G	45.69	68.20	-22.51	3	Vertical	330	1.84
6745MHz	Pass	PK	13.49005G	57.10	88.20	-31.10	3	Vertical	330	1.84
6745MHz	Pass	AV	13.48999G	44.38	68.20	-23.82	3	Horizontal	327	2.01
6745MHz	Pass	PK	13.48981G	55.64	88.20	-32.56	3	Horizontal	327	2.01
6905MHz	Pass	AV	6.9595G	99.05	Inf	-Inf	3	Vertical	288	1.92
6905MHz	Pass	AV	7.1265G	66.68	68.20	-1.52	3	Vertical	288	1.92
6905MHz	Pass	PK	6.9585G	106.07	Inf	-Inf	3	Vertical	288	1.92
6905MHz	Pass	PK	7.1575G	75.70	88.20	-12.50	3	Vertical	288	1.92
6905MHz	Pass	AV	6.7935G	90.79	Inf	-Inf	3	Horizontal	312	1.50
6905MHz	Pass	AV	7.1575G	57.86	68.20	-10.34	3	Horizontal	312	1.50
6905MHz	Pass	PK	6.7945G	98.09	Inf	-Inf	3	Horizontal	312	1.50
6905MHz	Pass	PK	7.1255G	66.73	88.20	-21.47	3	Horizontal	312	1.50
6905MHz	Pass	AV	13.81119G	41.94	68.20	-26.26	3	Vertical	118	2.03
6905MHz	Pass	PK	13.80916G	54.21	88.20	-33.99	3	Vertical	118	2.03
6905MHz	Pass	AV	13.8052G	41.95	68.20	-26.25	3	Horizontal	45	2.58
6905MHz	Pass	PK	13.81049G	54.30	88.20	-33.90	3	Horizontal	45	2.58



5.925-6.425GHz_802.11be EHT20-BF_Nss1,(MCS0)_2TX

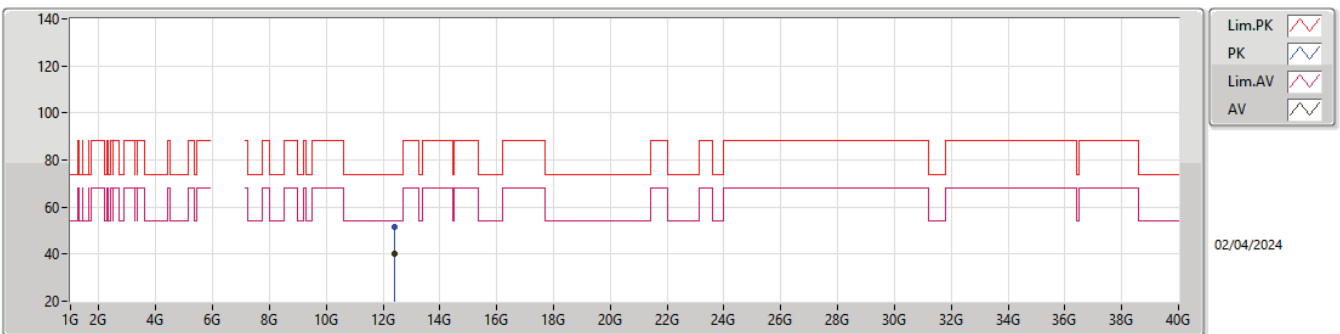
6195MHz_TX



Type	Freq (Hz)	Level (dBuV/m)	Limit (dBuV/m)	Margin (dB)	Factor (dB)	Dist (m)	Condition	Azimuth (°)	Height (m)	Raw (dBuV)	AF (dB)	CL (dB)	PA (dB)
AV	12.39002G	43.33	54.00	-10.67	15.29	3	Vertical	350	2.15	28.04	38.82	10.94	34.47
PK	12.39016G	52.08	74.00	-21.92	15.29	3	Vertical	350	2.15	36.79	38.82	10.94	34.47

5.925-6.425GHz_802.11be EHT20-BF_Nss1,(MCS0)_2TX

6195MHz_TX

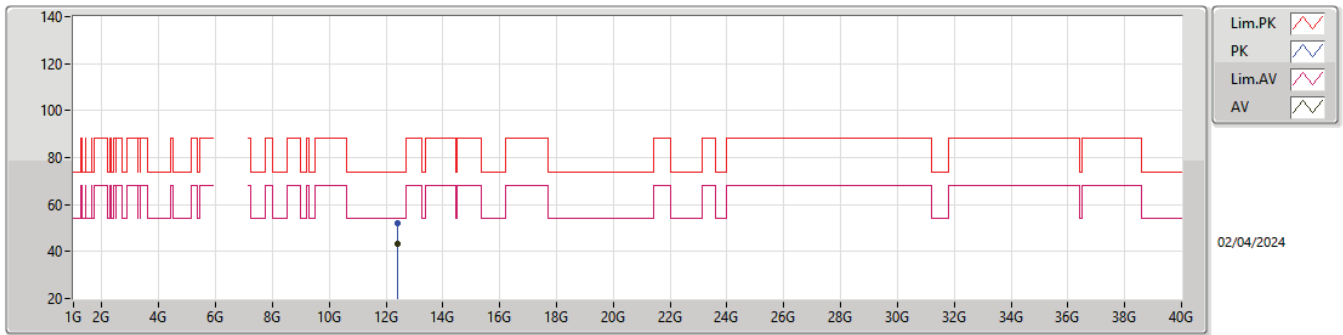


Type	Freq (Hz)	Level (dBuV/m)	Limit (dBuV/m)	Margin (dB)	Factor (dB)	Dist (m)	Condition	Azimuth (°)	Height (m)	Raw (dBuV)	AF (dB)	CL (dB)	PA (dB)
AV	12.38994G	40.33	54.00	-13.67	15.29	3	Horizontal	337	1.53	25.04	38.82	10.94	34.47
PK	12.38999G	51.72	74.00	-22.28	15.29	3	Horizontal	337	1.53	36.43	38.82	10.94	34.47



5.925-6.425GHz_802.11be EHT40-BF_Nss1,(MCS0)_2TX

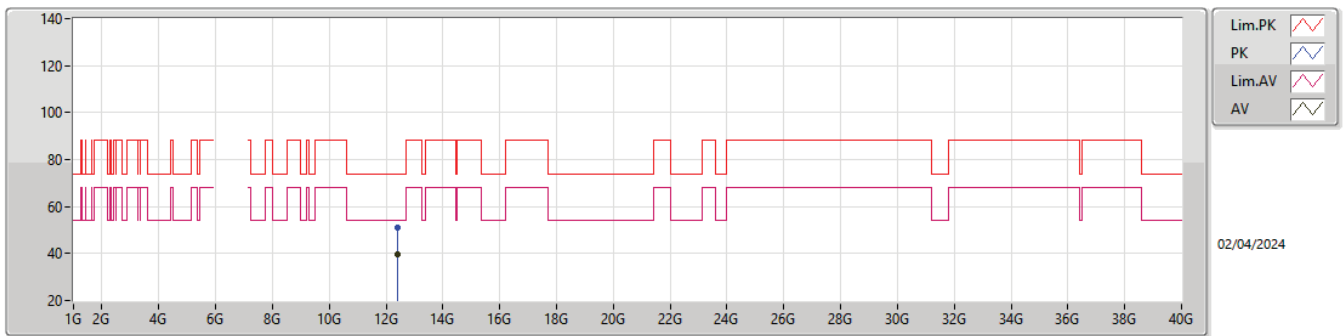
6205MHz_TX



Type	Freq (Hz)	Level (dBuV/m)	Limit (dBuV/m)	Margin (dB)	Factor (dB)	Dist (m)	Condition	Azimuth (°)	Height (m)	Raw (dBuV)	AF (dB)	CL (dB)	PA (dB)
AV	12.41G	43.53	54.00	-10.47	15.29	3	Vertical	328	2.18	28.24	38.80	10.95	34.46
PK	12.42316G	52.14	74.00	-21.86	15.31	3	Vertical	328	2.18	36.83	38.80	10.96	34.45

5.925-6.425GHz_802.11be EHT40-BF_Nss1,(MCS0)_2TX

6205MHz_TX

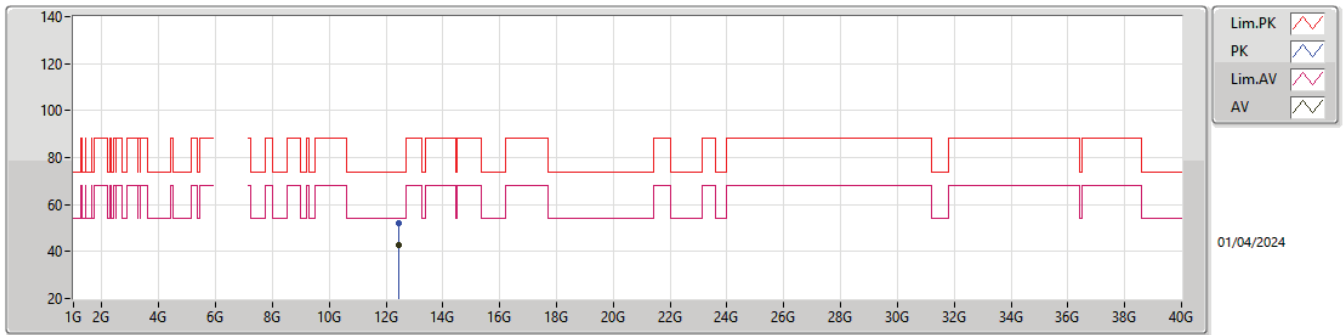


Type	Freq (Hz)	Level (dBuV/m)	Limit (dBuV/m)	Margin (dB)	Factor (dB)	Dist (m)	Condition	Azimuth (°)	Height (m)	Raw (dBuV)	AF (dB)	CL (dB)	PA (dB)
AV	12.40996G	39.77	54.00	-14.23	15.29	3	Horizontal	333	1.49	24.48	38.80	10.95	34.46
PK	12.42128G	51.28	74.00	-22.72	15.31	3	Horizontal	333	1.49	35.97	38.80	10.96	34.45



5.925-6.425GHz_802.11be EHT80-BF_Nss1,(MCS0)_2TX

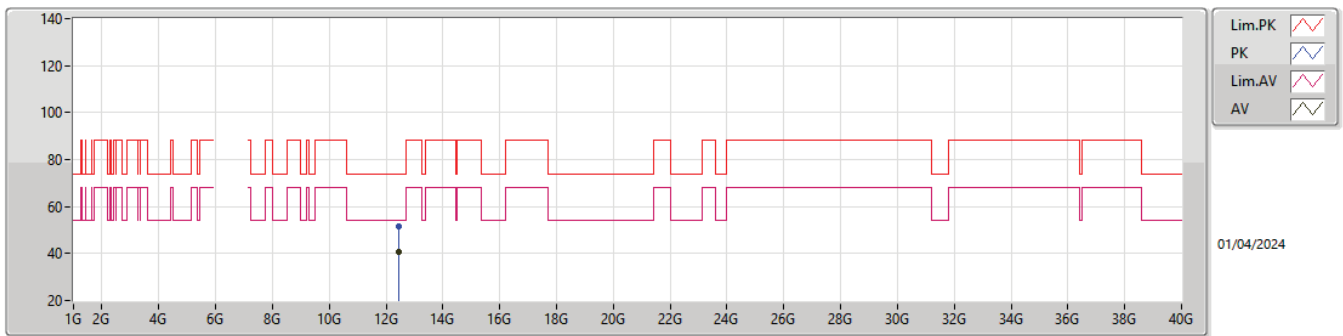
6225MHz_TX



Type	Freq (Hz)	Level (dBuV/m)	Limit (dBuV/m)	Margin (dB)	Factor (dB)	Dist (m)	Condition	Azimuth (°)	Height (m)	Raw (dBuV)	AF (dB)	CL (dB)	PA (dB)
AV	12.45G	42.56	54.00	-11.44	15.34	3	Vertical	346	1.03	27.22	38.80	10.98	34.44
PK	12.44076G	52.23	74.00	-21.77	15.33	3	Vertical	346	1.03	36.90	38.80	10.97	34.44

5.925-6.425GHz_802.11be EHT80-BF_Nss1,(MCS0)_2TX

6225MHz_TX

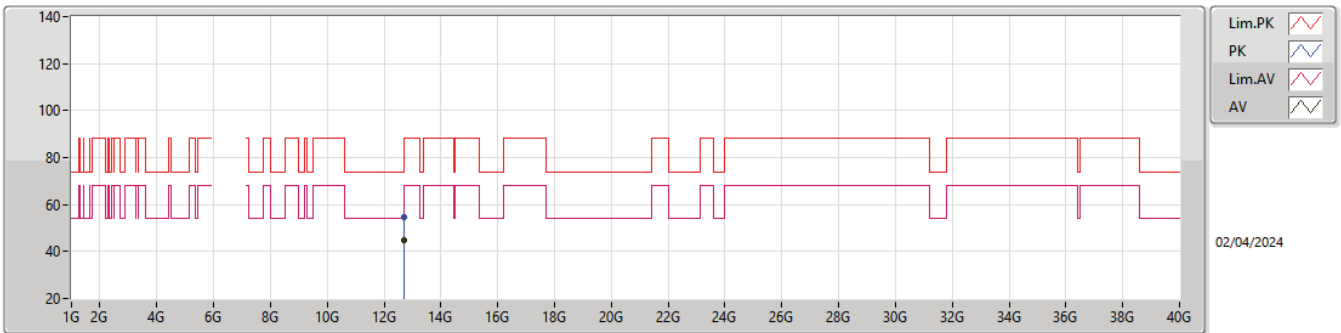


Type	Freq (Hz)	Level (dBuV/m)	Limit (dBuV/m)	Margin (dB)	Factor (dB)	Dist (m)	Condition	Azimuth (°)	Height (m)	Raw (dBuV)	AF (dB)	CL (dB)	PA (dB)
AV	12.45008G	40.81	54.00	-13.19	15.34	3	Horizontal	9	1.40	25.47	38.80	10.98	34.44
PK	12.45532G	51.67	74.00	-22.33	15.35	3	Horizontal	9	1.40	36.32	38.80	10.98	34.43



5.925-6.425GHz_802.11be EHT160-BF_Nss1,(MCS0)_2TX

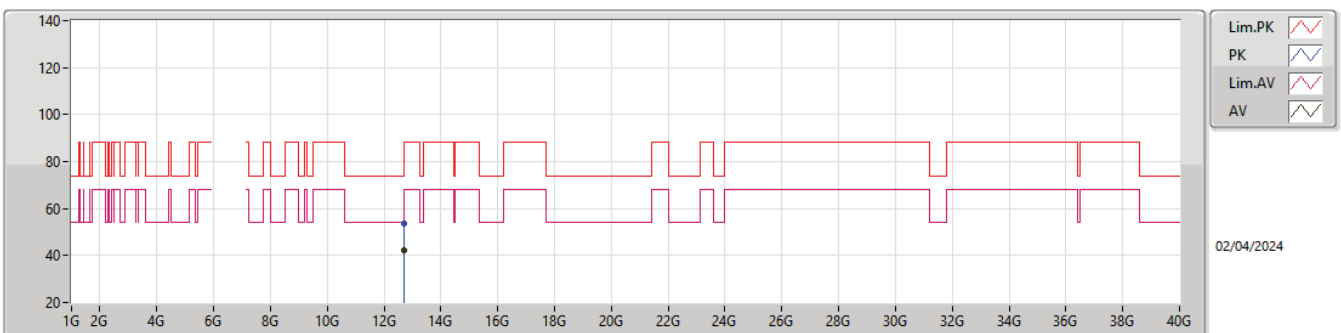
6345MHz_TX



Type	Freq (Hz)	Level (dBuV/m)	Limit (dBuV/m)	Margin (dB)	Factor (dB)	Dist (m)	Condition	Azimuth (°)	Height (m)	Raw (dBuV)	AF (dB)	CL (dB)	PA (dB)
AV	12.68995G	44.75	54.00	-9.25	16.40	3	Vertical	350	1.00	28.35	39.30	11.12	34.02
PK	12.68998G	54.71	74.00	-19.29	16.40	3	Vertical	350	1.00	38.31	39.30	11.12	34.02

5.925-6.425GHz_802.11be EHT160-BF_Nss1,(MCS0)_2TX

6345MHz_TX

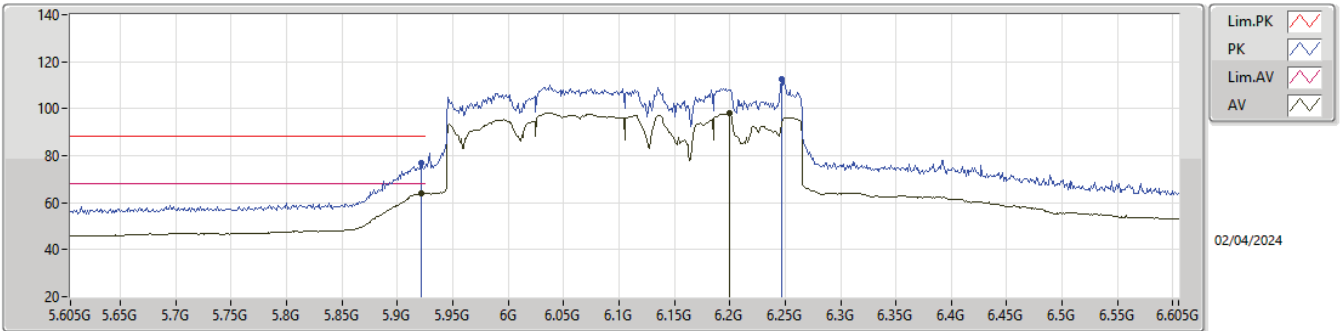


Type	Freq (Hz)	Level (dBuV/m)	Limit (dBuV/m)	Margin (dB)	Factor (dB)	Dist (m)	Condition	Azimuth (°)	Height (m)	Raw (dBuV)	AF (dB)	CL (dB)	PA (dB)
AV	12.68994G	42.37	54.00	-11.63	16.40	3	Horizontal	331	1.94	25.97	39.30	11.12	34.02
PK	12.69022G	53.45	74.00	-20.55	16.40	3	Horizontal	331	1.94	37.05	39.30	11.12	34.02



5.925-6.425GHz_802.11be EHT320-BF_Nss1,(MCS0)_2TX

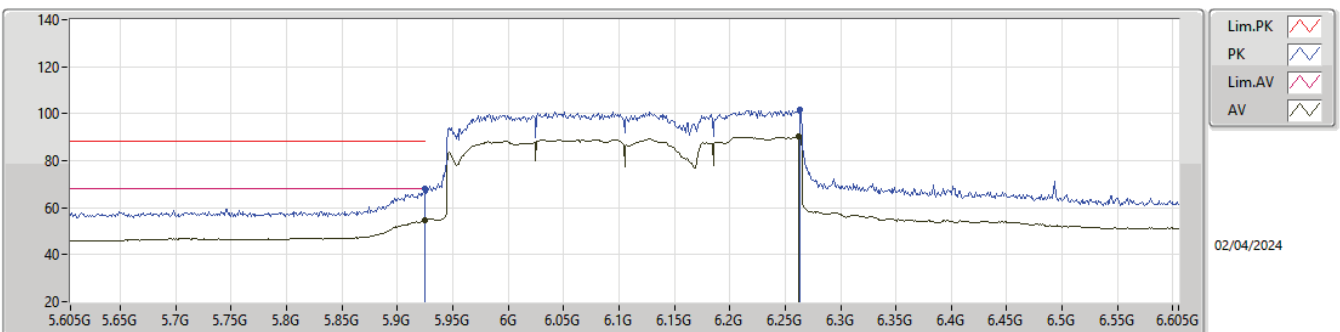
6105MHz_TX



Type	Freq (Hz)	Level (dBuV/m)	Limit (dBuV/m)	Margin (dB)	Factor (dB)	Dist (m)	Condition	Azimuth (°)	Height (m)	Raw (dBuV)	AF (dB)	CL (dB)	PA (dB)
AV	5.921G	63.90	68.20	-4.30	6.56	3	Vertical	290	2.01	57.34	34.06	7.30	34.80
AV	6.2G	98.23	Inf	-Inf	6.67	3	Vertical	290	2.01	91.56	34.00	7.46	34.79
PK	5.921G	77.02	88.20	-11.18	6.56	3	Vertical	290	2.01	70.46	34.06	7.30	34.80
PK	6.247G	112.37	Inf	-Inf	6.81	3	Vertical	290	2.01	105.56	34.09	7.50	34.78

5.925-6.425GHz_802.11be EHT320-BF_Nss1,(MCS0)_2TX

6105MHz_TX

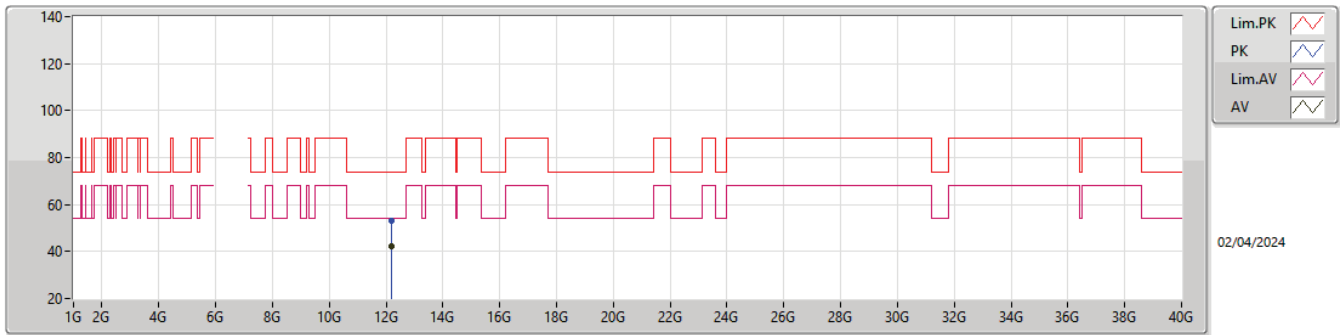


Type	Freq (Hz)	Level (dBuV/m)	Limit (dBuV/m)	Margin (dB)	Factor (dB)	Dist (m)	Condition	Azimuth (°)	Height (m)	Raw (dBuV)	AF (dB)	CL (dB)	PA (dB)
AV	5.925G	54.62	68.20	-13.58	6.55	3	Horizontal	353	1.01	48.07	34.05	7.30	34.80
AV	6.262G	90.39	Inf	-Inf	6.83	3	Horizontal	353	1.01	83.56	34.10	7.51	34.78
PK	5.925G	67.93	88.20	-20.27	6.55	3	Horizontal	353	1.01	61.38	34.05	7.30	34.80
PK	6.263G	101.77	Inf	-Inf	6.83	3	Horizontal	353	1.01	94.94	34.10	7.51	34.78



5.925-6.425GHz_802.11be EHT320-BF_Nss1,(MCS0)_2TX

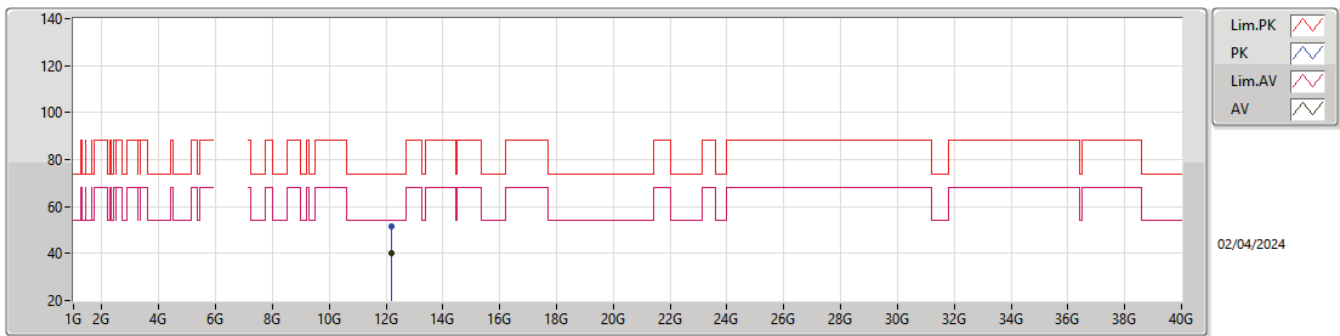
6105MHz_TX



Type	Freq (Hz)	Level (dBuV/m)	Limit (dBuV/m)	Margin (dB)	Factor (dB)	Dist (m)	Condition	Azimuth (°)	Height (m)	Raw (dBuV)	AF (dB)	CL (dB)	PA (dB)
AV	12.21G	42.24	54.00	-11.76	15.17	3	Vertical	351	2.18	27.07	38.90	10.83	34.56
PK	12.20997G	52.93	74.00	-21.07	15.17	3	Vertical	351	2.18	37.76	38.90	10.83	34.56

5.925-6.425GHz_802.11be EHT320-BF_Nss1,(MCS0)_2TX

6105MHz_TX

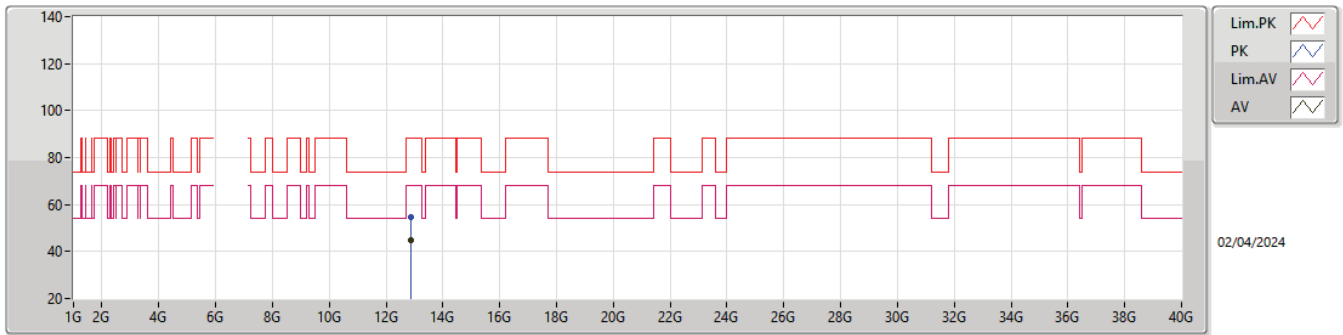


Type	Freq (Hz)	Level (dBuV/m)	Limit (dBuV/m)	Margin (dB)	Factor (dB)	Dist (m)	Condition	Azimuth (°)	Height (m)	Raw (dBuV)	AF (dB)	CL (dB)	PA (dB)
AV	12.21007G	39.92	54.00	-14.08	15.17	3	Horizontal	335	1.58	24.75	38.90	10.83	34.56
PK	12.20957G	51.79	74.00	-22.21	15.17	3	Horizontal	335	1.58	36.62	38.90	10.83	34.56



6.425-6.525GHz_802.11be EHT20-BF_Nss1,(MCS0)_2TX

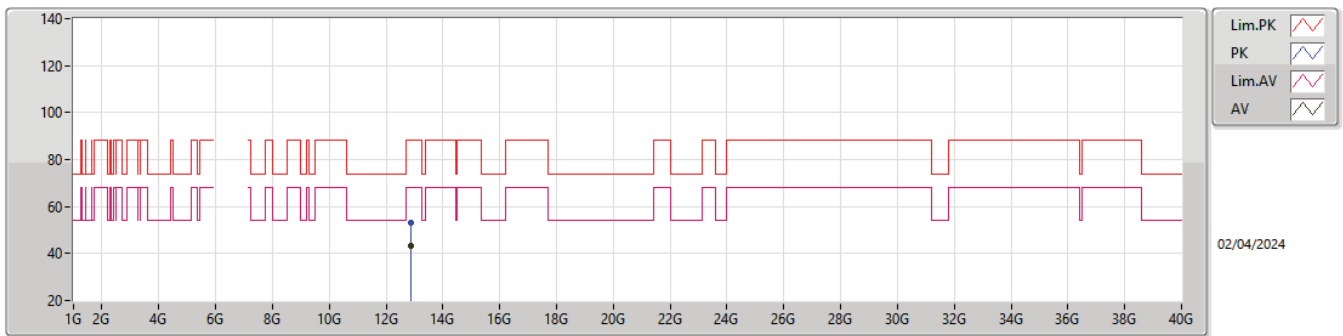
6435MHz_TX



Type	Freq (Hz)	Level (dBuV/m)	Limit (dBuV/m)	Margin (dB)	Factor (dB)	Dist (m)	Condition	Azimuth (°)	Height (m)	Raw (dBuV)	AF (dB)	CL (dB)	PA (dB)
AV	12.86994G	44.70	68.20	-23.50	17.15	3	Vertical	352	2.21	27.55	39.58	11.22	33.65
PK	12.86988G	54.70	88.20	-33.50	17.15	3	Vertical	352	2.21	37.55	39.58	11.22	33.65

6.425-6.525GHz_802.11be EHT20-BF_Nss1,(MCS0)_2TX

6435MHz_TX

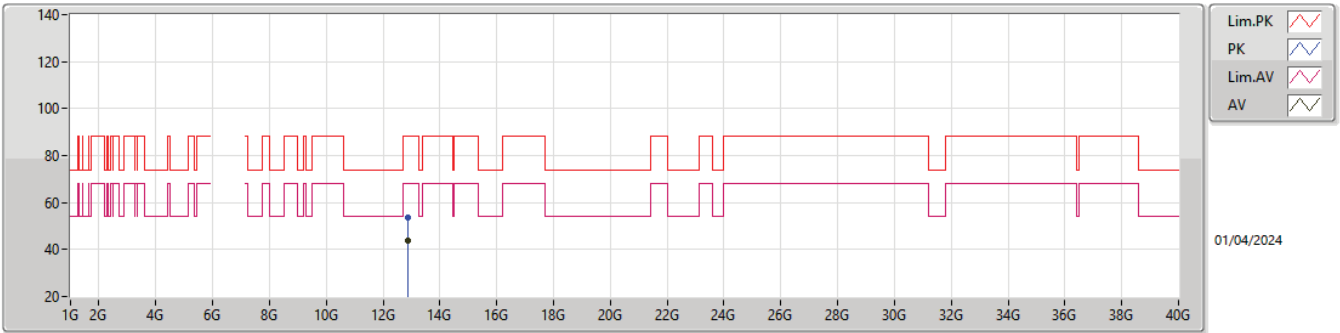


Type	Freq (Hz)	Level (dBuV/m)	Limit (dBuV/m)	Margin (dB)	Factor (dB)	Dist (m)	Condition	Azimuth (°)	Height (m)	Raw (dBuV)	AF (dB)	CL (dB)	PA (dB)
AV	12.86994G	43.34	68.20	-24.86	17.15	3	Horizontal	334	2.54	26.19	39.58	11.22	33.65
PK	12.87008G	53.32	88.20	-34.88	17.15	3	Horizontal	334	2.54	36.17	39.58	11.22	33.65



6.425-6.525GHz_802.11be EHT40-BF_Nss1,(MCS0)_2TX

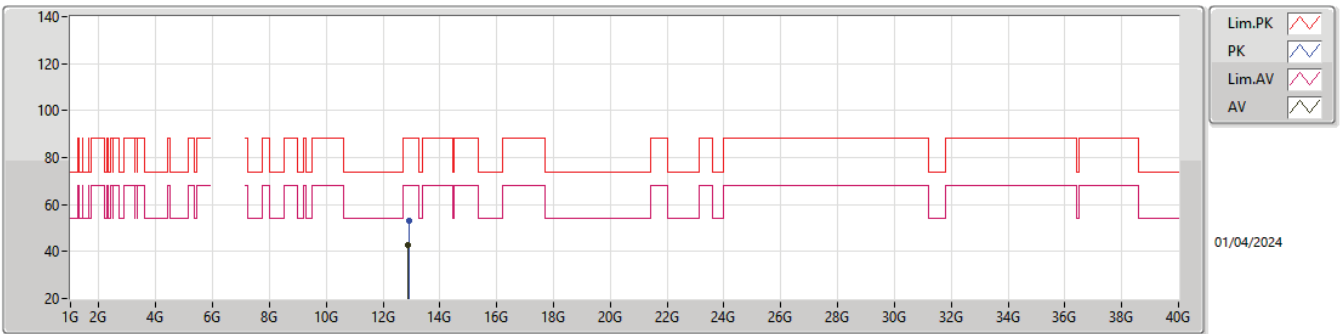
6445MHz_TX



Type	Freq (Hz)	Level (dBuV/m)	Limit (dBuV/m)	Margin (dB)	Factor (dB)	Dist (m)	Condition	Azimuth (°)	Height (m)	Raw (dBuV)	AF (dB)	CL (dB)	PA (dB)
AV	12.88992G	43.80	68.20	-24.40	17.29	3	Vertical	330	2.22	26.51	39.66	11.24	33.61
PK	12.89008G	53.48	88.20	-34.72	17.29	3	Vertical	330	2.22	36.19	39.66	11.24	33.61

6.425-6.525GHz_802.11be EHT40-BF_Nss1,(MCS0)_2TX

6445MHz_TX

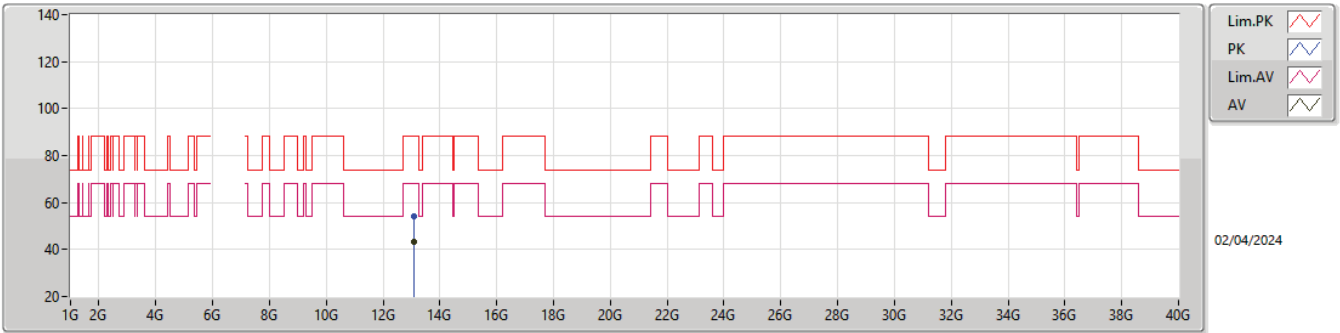


Type	Freq (Hz)	Level (dBuV/m)	Limit (dBuV/m)	Margin (dB)	Factor (dB)	Dist (m)	Condition	Azimuth (°)	Height (m)	Raw (dBuV)	AF (dB)	CL (dB)	PA (dB)
AV	12.89G	42.95	68.20	-25.25	17.29	3	Horizontal	314	1.96	25.66	39.66	11.24	33.61
PK	12.90852G	52.86	88.20	-35.34	17.40	3	Horizontal	314	1.96	35.46	39.72	11.25	33.57



6.425-6.525GHz_802.11be EHT80-BF_Nss1,(MCS0)_2TX

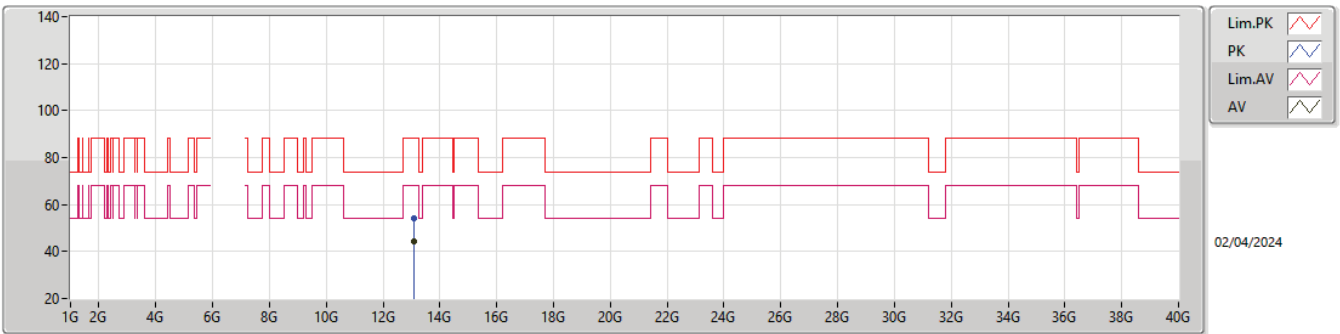
6545MHz_TX



Type	Freq (Hz)	Level (dBuV/m)	Limit (dBuV/m)	Margin (dB)	Factor (dB)	Dist (m)	Condition	Azimuth (°)	Height (m)	Raw (dBuV)	AF (dB)	CL (dB)	PA (dB)
AV	13.09008G	43.23	68.20	-24.97	17.60	3	Vertical	318	1.03	25.63	39.50	11.35	33.25
PK	13.08036G	54.23	88.20	-33.97	17.58	3	Vertical	318	1.03	36.65	39.50	11.35	33.27

6.425-6.525GHz_802.11be EHT80-BF_Nss1,(MCS0)_2TX

6545MHz_TX

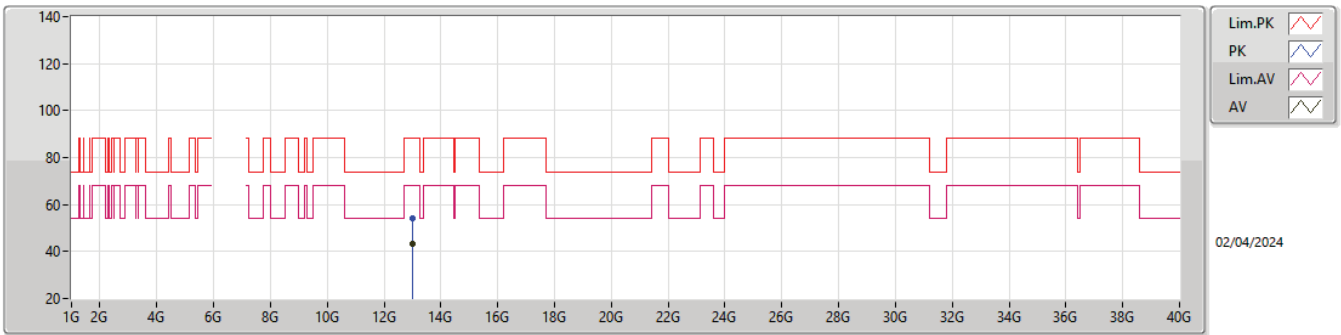


Type	Freq (Hz)	Level (dBuV/m)	Limit (dBuV/m)	Margin (dB)	Factor (dB)	Dist (m)	Condition	Azimuth (°)	Height (m)	Raw (dBuV)	AF (dB)	CL (dB)	PA (dB)
AV	13.08992G	44.28	68.20	-23.92	17.60	3	Horizontal	282	1.58	26.68	39.50	11.35	33.25
PK	13.09024G	53.98	88.20	-34.22	17.60	3	Horizontal	282	1.58	36.38	39.50	11.35	33.25



6.425-6.525GHz_802.11be EHT160-BF_Nss1,(MCS0)_2TX

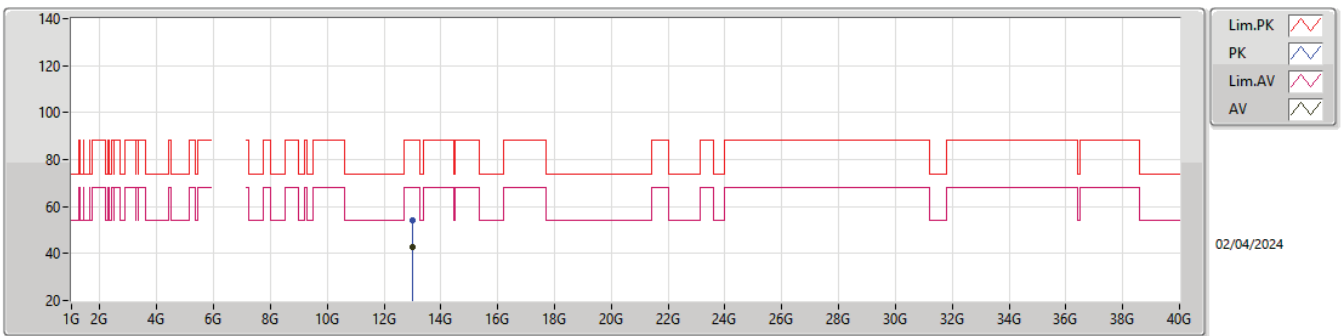
6505MHz_TX



Type	Freq (Hz)	Level (dBuV/m)	Limit (dBuV/m)	Margin (dB)	Factor (dB)	Dist (m)	Condition	Azimuth (°)	Height (m)	Raw (dBuV)	AF (dB)	CL (dB)	PA (dB)
AV	13.01001G	43.39	68.20	-24.81	17.60	3	Vertical	330	1.96	25.79	39.66	11.31	33.37
PK	13.00978G	54.19	88.20	-34.01	17.60	3	Vertical	330	1.96	36.59	39.66	11.31	33.37

6.425-6.525GHz_802.11be EHT160-BF_Nss1,(MCS0)_2TX

6505MHz_TX

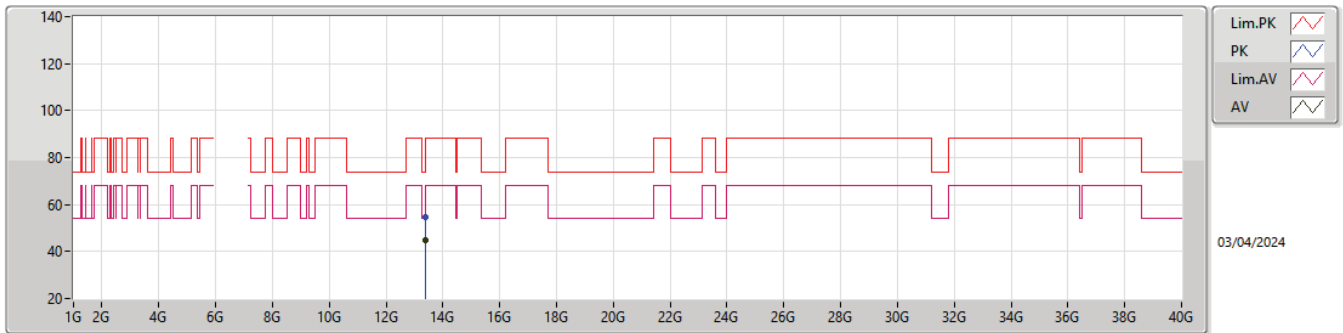


Type	Freq (Hz)	Level (dBuV/m)	Limit (dBuV/m)	Margin (dB)	Factor (dB)	Dist (m)	Condition	Azimuth (°)	Height (m)	Raw (dBuV)	AF (dB)	CL (dB)	PA (dB)
AV	13.00991G	42.66	68.20	-25.54	17.60	3	Horizontal	288	1.50	25.06	39.66	11.31	33.37
PK	13.01009G	54.04	88.20	-34.16	17.60	3	Horizontal	288	1.50	36.44	39.66	11.31	33.37



6.525-6.875GHz_802.11be EHT20-BF_Nss1,(MCS0)_2TX

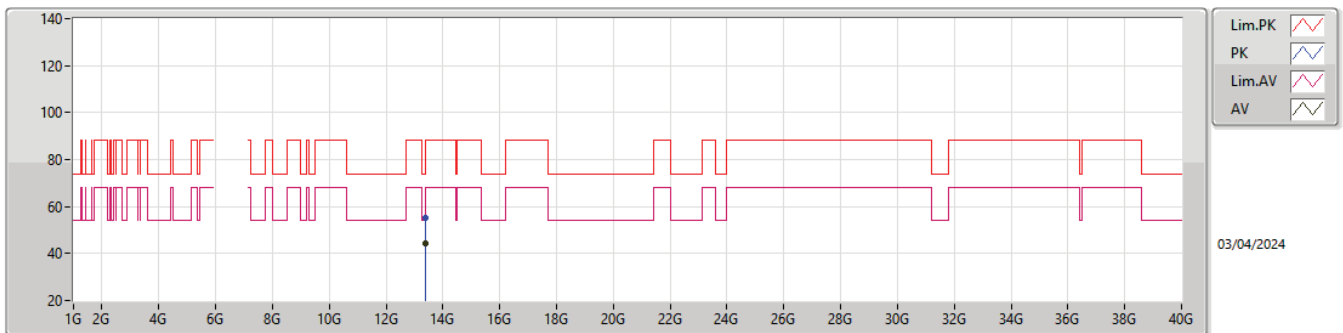
6695MHz_TX



Type	Freq (Hz)	Level (dBuV/m)	Limit (dBuV/m)	Margin (dB)	Factor (dB)	Dist (m)	Condition	Azimuth (°)	Height (m)	Raw (dBuV)	AF (dB)	CL (dB)	PA (dB)
AV	13.38998G	44.61	54.00	-9.39	18.52	3	Vertical	334	1.00	26.09	39.82	11.53	32.83
PK	13.38998G	54.43	74.00	-19.57	18.52	3	Vertical	334	1.00	35.91	39.82	11.53	32.83

6.525-6.875GHz_802.11be EHT20-BF_Nss1,(MCS0)_2TX

6695MHz_TX

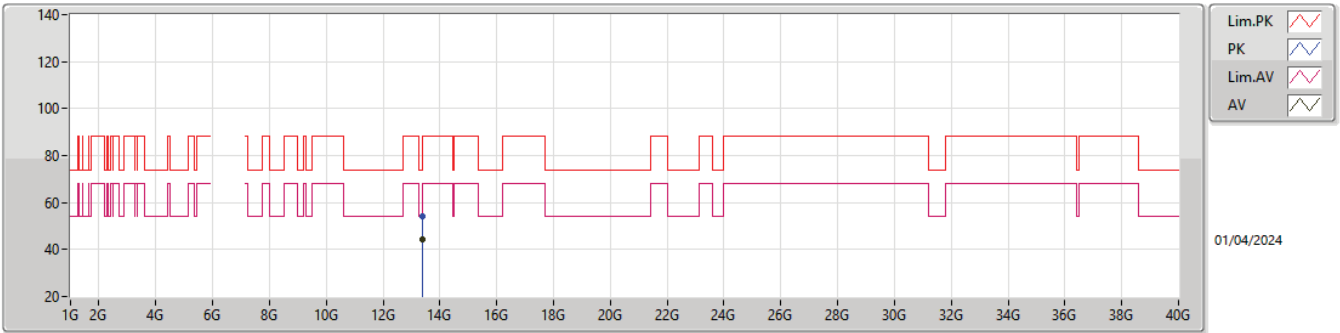


Type	Freq (Hz)	Level (dBuV/m)	Limit (dBuV/m)	Margin (dB)	Factor (dB)	Dist (m)	Condition	Azimuth (°)	Height (m)	Raw (dBuV)	AF (dB)	CL (dB)	PA (dB)
AV	13.38996G	44.48	54.00	-9.52	18.52	3	Horizontal	332	1.98	25.96	39.82	11.53	32.83
PK	13.39005G	55.18	74.00	-18.82	18.52	3	Horizontal	332	1.98	36.66	39.82	11.53	32.83



6.525-6.875GHz_802.11be EHT40-BF_Nss1,(MCS0)_2TX

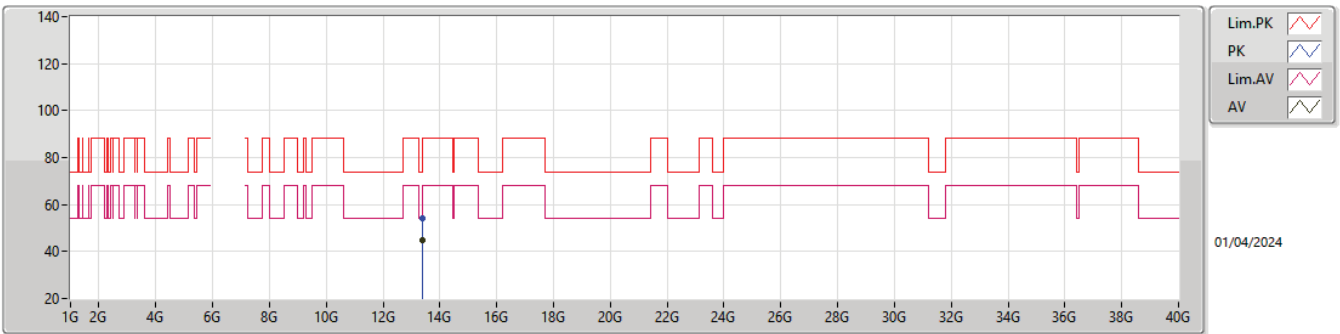
6685MHz_TX



Type	Freq (Hz)	Level (dBuV/m)	Limit (dBuV/m)	Margin (dB)	Factor (dB)	Dist (m)	Condition	Azimuth (°)	Height (m)	Raw (dBuV)	AF (dB)	CL (dB)	PA (dB)
AV	13.36992G	44.07	54.00	-9.93	18.53	3	Vertical	310	1.81	25.54	39.86	11.52	32.85
PK	13.37412G	53.96	74.00	-20.04	18.52	3	Vertical	310	1.81	35.44	39.85	11.52	32.85

6.525-6.875GHz_802.11be EHT40-BF_Nss1,(MCS0)_2TX

6685MHz_TX

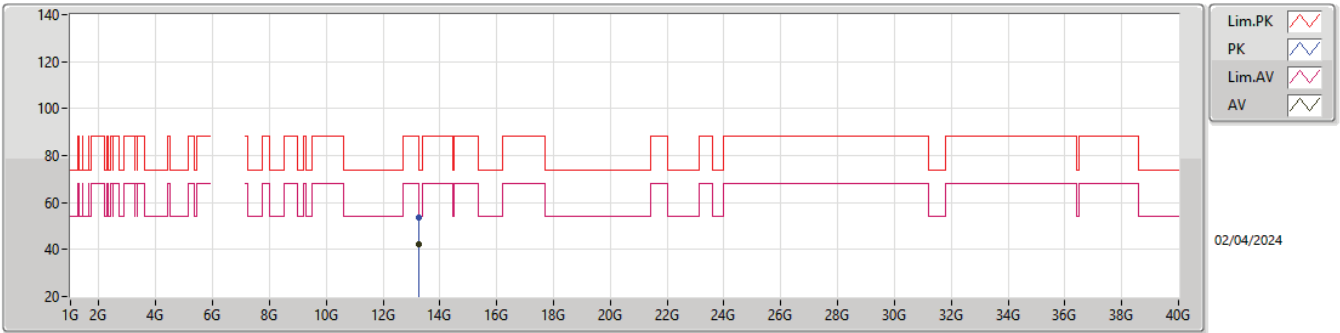


Type	Freq (Hz)	Level (dBuV/m)	Limit (dBuV/m)	Margin (dB)	Factor (dB)	Dist (m)	Condition	Azimuth (°)	Height (m)	Raw (dBuV)	AF (dB)	CL (dB)	PA (dB)
AV	13.37G	44.62	54.00	-9.38	18.53	3	Horizontal	305	1.99	26.09	39.86	11.52	32.85
PK	13.36992G	54.21	74.00	-19.79	18.53	3	Horizontal	305	1.99	35.68	39.86	11.52	32.85



6.525-6.875GHz_802.11be EHT80-BF_Nss1,(MCS0)_2TX

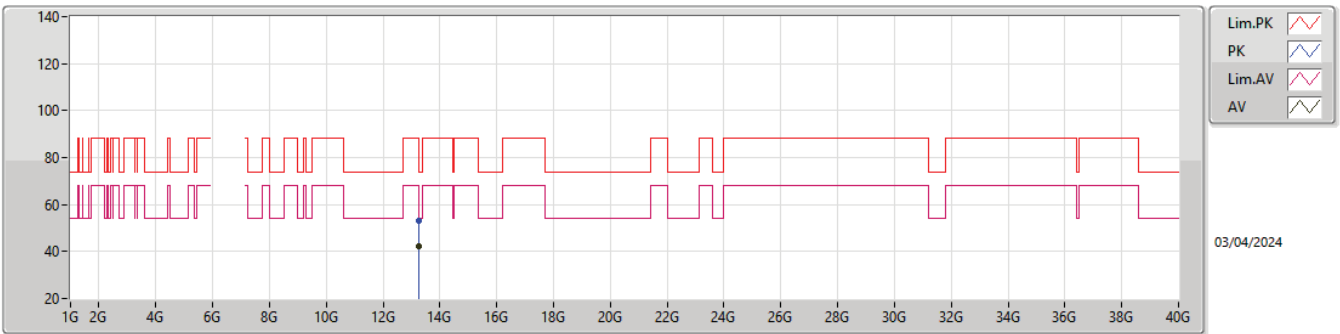
6625MHz_TX



Type	Freq (Hz)	Level (dBuV/m)	Limit (dBuV/m)	Margin (dB)	Factor (dB)	Dist (m)	Condition	Azimuth (°)	Height (m)	Raw (dBuV)	AF (dB)	CL (dB)	PA (dB)
AV	13.25004G	42.25	54.00	-11.75	18.03	3	Vertical	315	1.50	24.22	39.60	11.45	33.02
PK	13.26044G	53.56	74.00	-20.44	18.06	3	Vertical	315	1.50	35.50	39.62	11.45	33.01

6.525-6.875GHz_802.11be EHT80-BF_Nss1,(MCS0)_2TX

6625MHz_TX

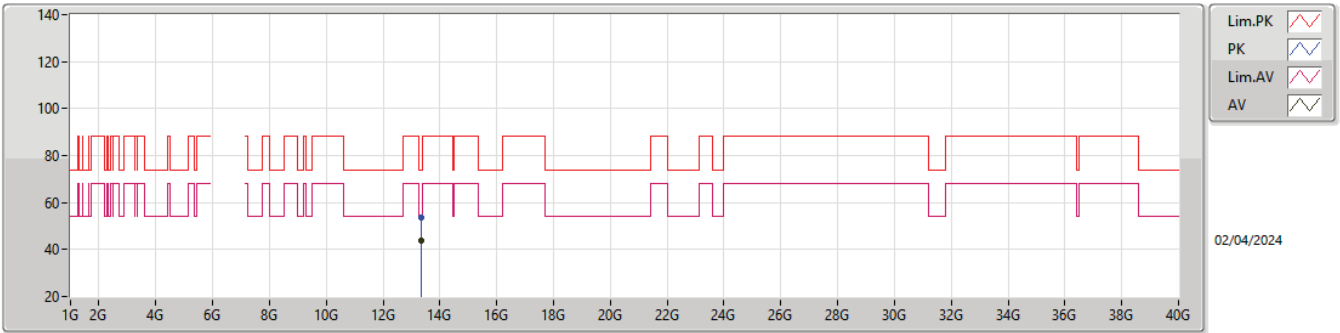


Type	Freq (Hz)	Level (dBuV/m)	Limit (dBuV/m)	Margin (dB)	Factor (dB)	Dist (m)	Condition	Azimuth (°)	Height (m)	Raw (dBuV)	AF (dB)	CL (dB)	PA (dB)
AV	13.25004G	42.42	54.00	-11.58	18.03	3	Horizontal	202	2.19	24.39	39.60	11.45	33.02
PK	13.25132G	53.15	74.00	-20.85	18.03	3	Horizontal	202	2.19	35.12	39.60	11.45	33.02



6.525-6.875GHz_802.11be EHT160-BF_Nss1,(MCS0)_2TX

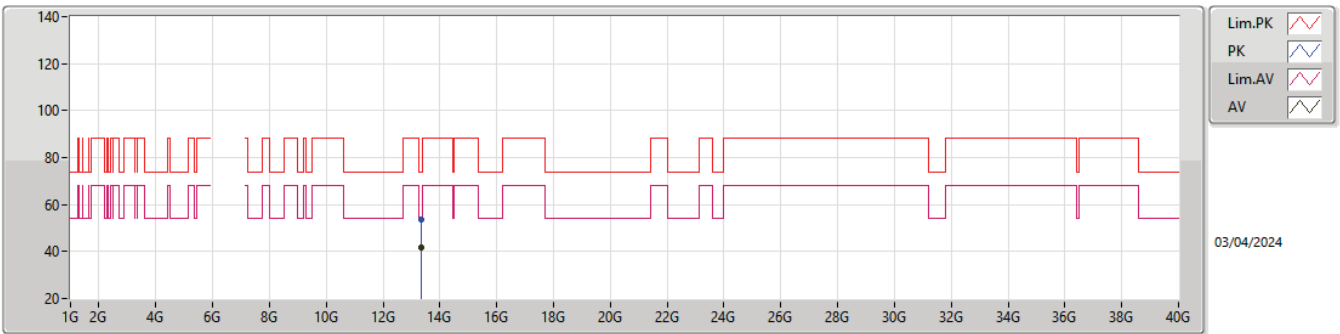
6665MHz_TX



Type	Freq (Hz)	Level (dBuV/m)	Limit (dBuV/m)	Margin (dB)	Factor (dB)	Dist (m)	Condition	Azimuth (°)	Height (m)	Raw (dBuV)	AF (dB)	CL (dB)	PA (dB)
AV	13.32995G	43.93	54.00	-10.07	18.40	3	Vertical	344	1.75	25.53	39.82	11.49	32.91
PK	13.33018G	53.67	74.00	-20.33	18.40	3	Vertical	344	1.75	35.27	39.82	11.49	32.91

6.525-6.875GHz_802.11be EHT160-BF_Nss1,(MCS0)_2TX

6665MHz_TX

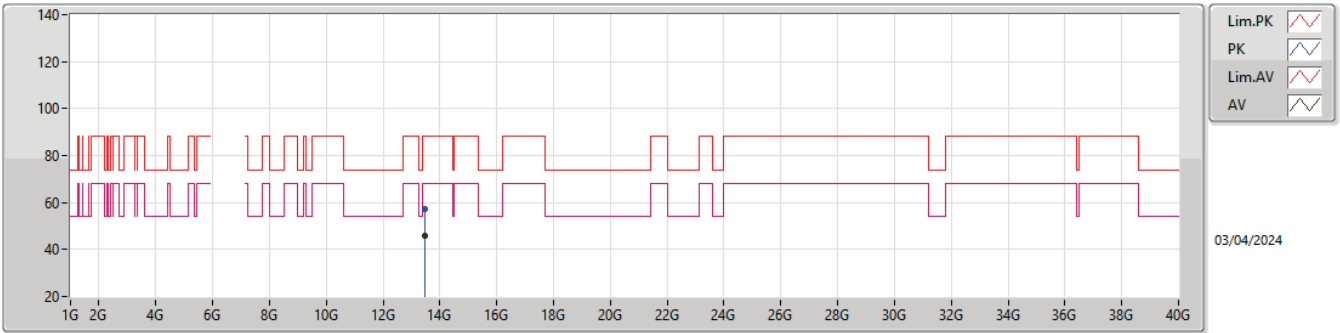


Type	Freq (Hz)	Level (dBuV/m)	Limit (dBuV/m)	Margin (dB)	Factor (dB)	Dist (m)	Condition	Azimuth (°)	Height (m)	Raw (dBuV)	AF (dB)	CL (dB)	PA (dB)
AV	13.33009G	41.93	54.00	-12.07	18.40	3	Horizontal	0	1.50	23.53	39.82	11.49	32.91
PK	13.3295G	53.43	74.00	-20.57	18.40	3	Horizontal	0	1.50	35.03	39.82	11.49	32.91



6.525-6.875GHz_802.11be EHT320-BF_Nss1,(MCS0)_2TX

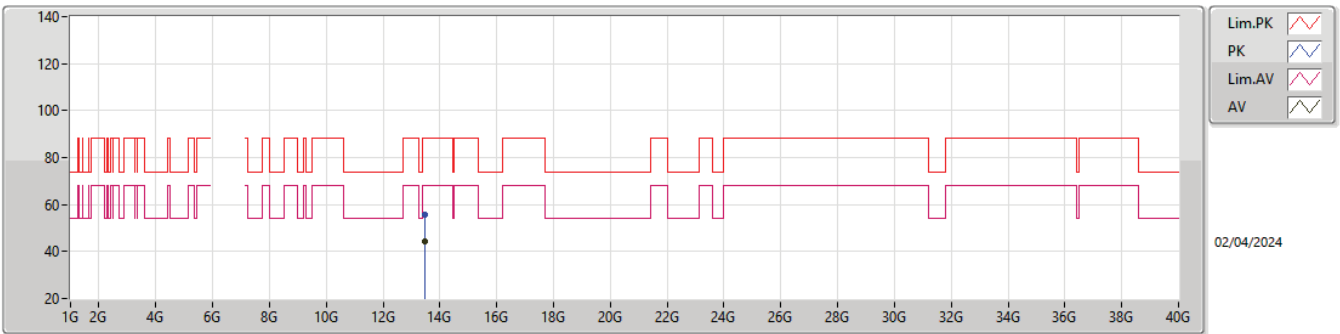
6745MHz_TX



Type	Freq (Hz)	Level (dBuV/m)	Limit (dBuV/m)	Margin (dB)	Factor (dB)	Dist (m)	Condition	Azimuth (°)	Height (m)	Raw (dBuV)	AF (dB)	CL (dB)	PA (dB)
AV	13.48995G	45.69	68.20	-22.51	18.91	3	Vertical	330	1.84	26.78	40.00	11.59	32.68
PK	13.49005G	57.10	88.20	-31.10	18.91	3	Vertical	330	1.84	38.19	40.00	11.59	32.68

6.525-6.875GHz_802.11be EHT320-BF_Nss1,(MCS0)_2TX

6745MHz_TX

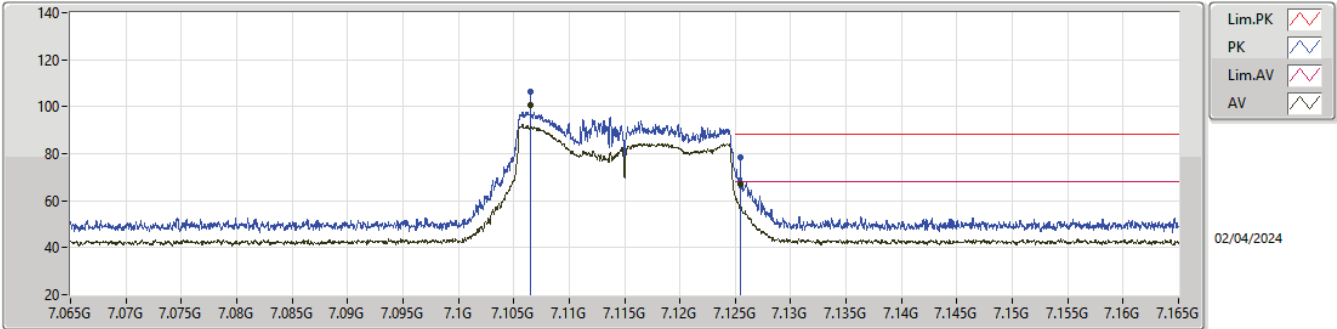


Type	Freq (Hz)	Level (dBuV/m)	Limit (dBuV/m)	Margin (dB)	Factor (dB)	Dist (m)	Condition	Azimuth (°)	Height (m)	Raw (dBuV)	AF (dB)	CL (dB)	PA (dB)
AV	13.48999G	44.38	68.20	-23.82	18.91	3	Horizontal	327	2.01	25.47	40.00	11.59	32.68
PK	13.48981G	55.64	88.20	-32.56	18.91	3	Horizontal	327	2.01	36.73	40.00	11.59	32.68



6.875-7.125GHz_802.11be EHT20-BF_Nss1,(MCS0)_2TX

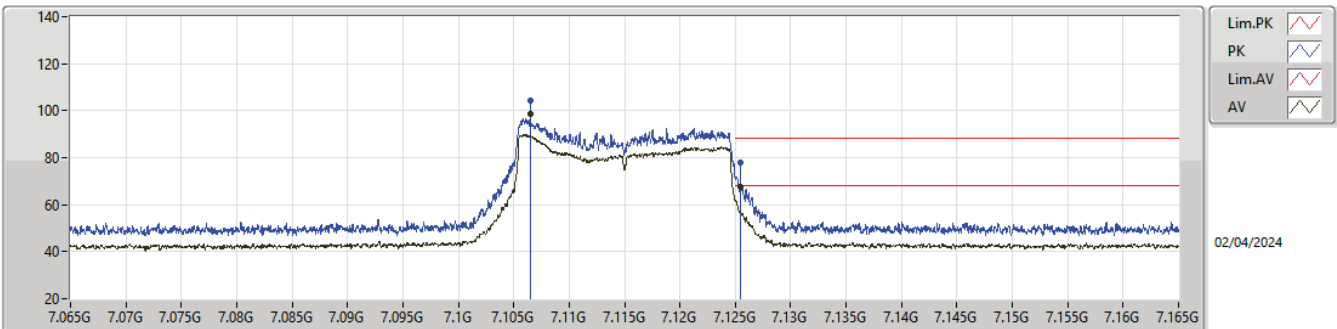
7115MHz_TX



Type	Freq (Hz)	Level (dBuV/m)	Limit (dBuV/m)	Margin (dB)	Factor (dB)	Dist (m)	Condition	Azimuth (°)	Height (m)	Raw (dBuV)	AF (dB)	CL (dB)	PA (dB)
AV	7.1065G	100.80	Inf	-Inf	9.59	3	Vertical	300	2.02	91.21	36.23	8.16	34.80
AV	7.1255G	67.27	68.20	-0.93	9.66	3	Vertical	300	2.02	57.61	36.30	8.17	34.81
PK	7.1065G	106.29	Inf	-Inf	9.59	3	Vertical	300	2.02	96.70	36.23	8.16	34.80
PK	7.1255G	78.30	88.20	-9.90	9.66	3	Vertical	300	2.02	68.64	36.30	8.17	34.81

6.875-7.125GHz_802.11be EHT20-BF_Nss1,(MCS0)_2TX

7115MHz_TX

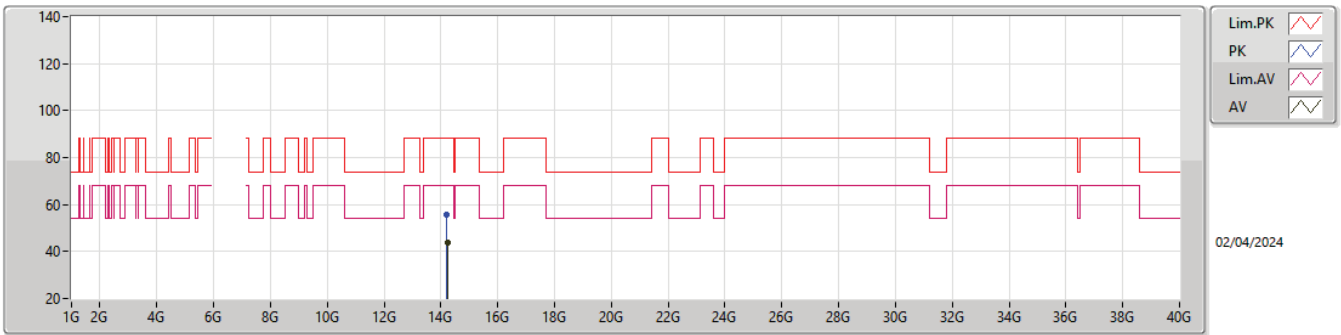


Type	Freq (Hz)	Level (dBuV/m)	Limit (dBuV/m)	Margin (dB)	Factor (dB)	Dist (m)	Condition	Azimuth (°)	Height (m)	Raw (dBuV)	AF (dB)	CL (dB)	PA (dB)
AV	7.1065G	98.65	Inf	-Inf	9.59	3	Horizontal	18	2.24	89.06	36.23	8.16	34.80
AV	7.1255G	67.45	68.20	-0.75	9.66	3	Horizontal	18	2.24	57.79	36.30	8.17	34.81
PK	7.1065G	104.30	Inf	-Inf	9.59	3	Horizontal	18	2.24	94.71	36.23	8.16	34.80
PK	7.1255G	77.74	88.20	-10.46	9.66	3	Horizontal	18	2.24	68.08	36.30	8.17	34.81



6.875-7.125GHz_802.11be EHT20-BF_Nss1,(MCS0)_2TX

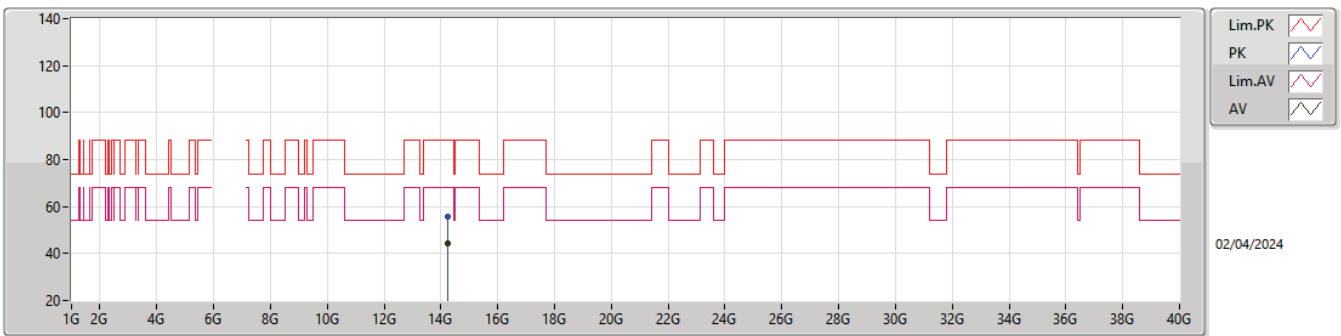
7115MHz_TX



Type	Freq (Hz)	Level (dBuV/m)	Limit (dBuV/m)	Margin (dB)	Factor (dB)	Dist (m)	Condition	Azimuth (°)	Height (m)	Raw (dBuV)	AF (dB)	CL (dB)	PA (dB)
AV	14.22984G	43.74	68.20	-24.46	18.87	3	Vertical	335	1.50	24.87	39.84	12.06	33.03
PK	14.218G	55.68	88.20	-32.52	18.90	3	Vertical	335	1.50	36.78	39.86	12.05	33.01

6.875-7.125GHz_802.11be EHT20-BF_Nss1,(MCS0)_2TX

7115MHz_TX

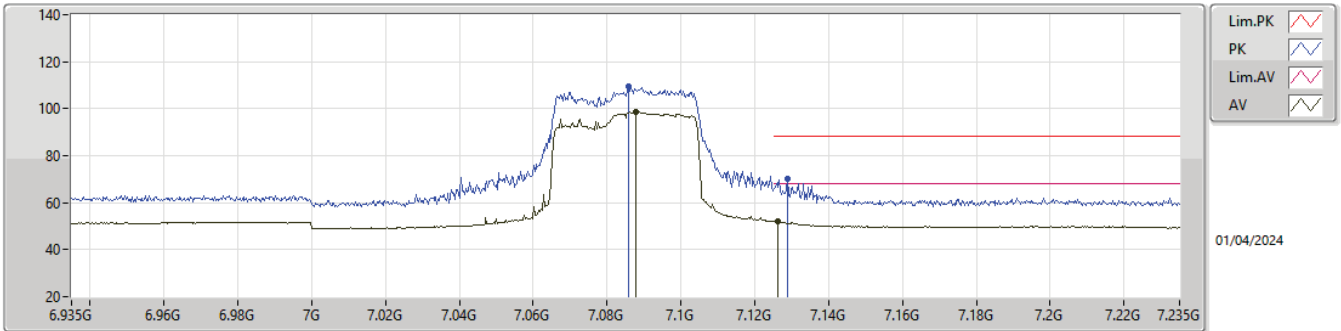


Type	Freq (Hz)	Level (dBuV/m)	Limit (dBuV/m)	Margin (dB)	Factor (dB)	Dist (m)	Condition	Azimuth (°)	Height (m)	Raw (dBuV)	AF (dB)	CL (dB)	PA (dB)
AV	14.22996G	44.08	68.20	-24.12	18.87	3	Horizontal	313	1.86	25.21	39.84	12.06	33.03
PK	14.22928G	55.74	88.20	-32.46	18.87	3	Horizontal	313	1.86	36.87	39.84	12.06	33.03



6.875-7.125GHz_802.11be EHT40-BF_Nss1,(MCS0)_2TX

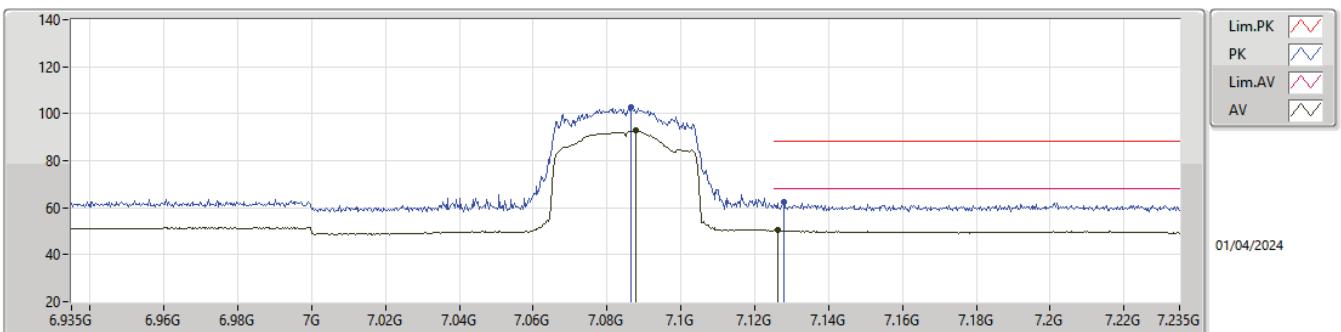
7085MHz_TX



Type	Freq (Hz)	Level (dBuV/m)	Limit (dBuV/m)	Margin (dB)	Factor (dB)	Dist (m)	Condition	Azimuth (°)	Height (m)	Raw (dBuV)	AF (dB)	CL (dB)	PA (dB)
AV	7.0877G	98.83	Inf	-Inf	9.51	3	Vertical	286	1.94	89.32	36.13	8.16	34.78
AV	7.1264G	51.97	68.20	-16.23	9.67	3	Vertical	286	1.94	42.30	36.31	8.17	34.81
PK	7.0859G	109.25	Inf	-Inf	9.49	3	Vertical	286	1.94	99.76	36.12	8.15	34.78
PK	7.1288G	70.16	88.20	-18.04	9.68	3	Vertical	286	1.94	60.48	36.32	8.17	34.81

6.875-7.125GHz_802.11be EHT40-BF_Nss1,(MCS0)_2TX

7085MHz_TX

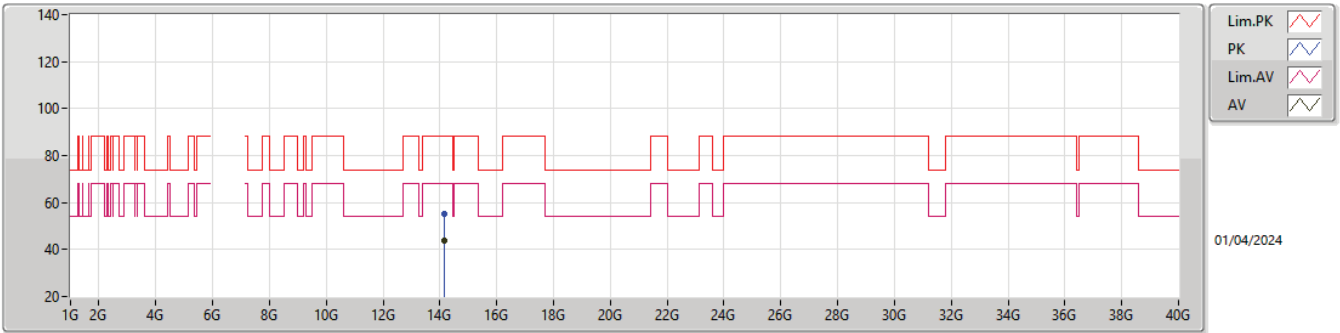


Type	Freq (Hz)	Level (dBuV/m)	Limit (dBuV/m)	Margin (dB)	Factor (dB)	Dist (m)	Condition	Azimuth (°)	Height (m)	Raw (dBuV)	AF (dB)	CL (dB)	PA (dB)
AV	7.0877G	92.88	Inf	-Inf	9.51	3	Horizontal	306	1.41	83.37	36.13	8.16	34.78
AV	7.1264G	50.35	68.20	-17.85	9.67	3	Horizontal	306	1.41	40.68	36.31	8.17	34.81
PK	7.0865G	102.58	Inf	-Inf	9.49	3	Horizontal	306	1.41	93.09	36.12	8.15	34.78
PK	7.1279G	62.40	88.20	-25.80	9.67	3	Horizontal	306	1.41	52.73	36.31	8.17	34.81



6.875-7.125GHz_802.11be EHT40-BF_Nss1,(MCS0)_2TX

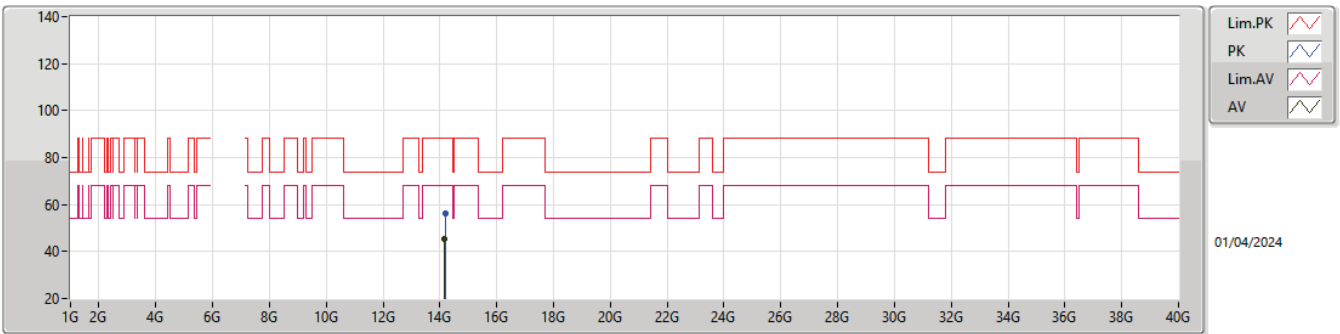
7085MHz_TX



Type	Freq (Hz)	Level (dBuV/m)	Limit (dBuV/m)	Margin (dB)	Factor (dB)	Dist (m)	Condition	Azimuth (°)	Height (m)	Raw (dBuV)	AF (dB)	CL (dB)	PA (dB)
AV	14.16996G	44.03	68.20	-24.17	18.97	3	Vertical	345	1.45	25.06	39.90	12.01	32.94
PK	14.17248G	55.28	88.20	-32.92	18.98	3	Vertical	345	1.45	36.30	39.90	12.02	32.94

6.875-7.125GHz_802.11be EHT40-BF_Nss1,(MCS0)_2TX

7085MHz_TX

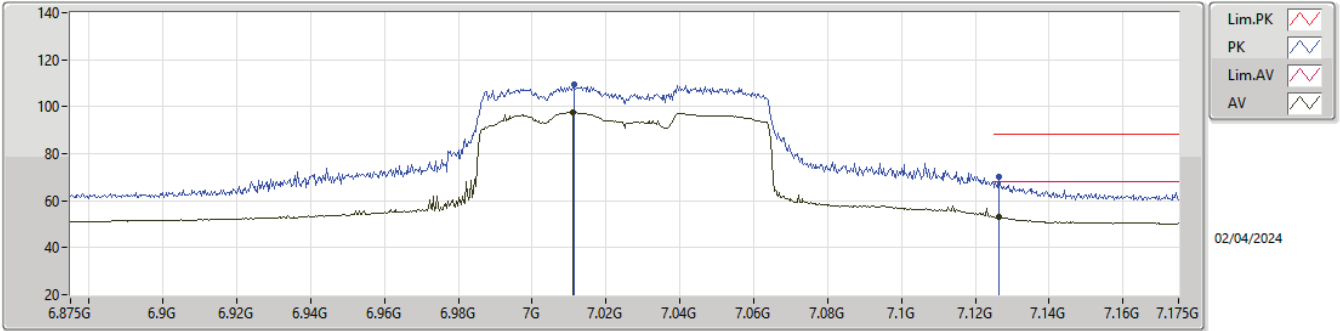


Type	Freq (Hz)	Level (dBuV/m)	Limit (dBuV/m)	Margin (dB)	Factor (dB)	Dist (m)	Condition	Azimuth (°)	Height (m)	Raw (dBuV)	AF (dB)	CL (dB)	PA (dB)
AV	14.16996G	45.34	68.20	-22.86	18.97	3	Horizontal	325	1.86	26.37	39.90	12.01	32.94
PK	14.17872G	56.02	88.20	-32.18	18.97	3	Horizontal	325	1.86	37.05	39.90	12.02	32.95



6.875-7.125GHz_802.11be EHT80-BF_Nss1,(MCS0)_2TX

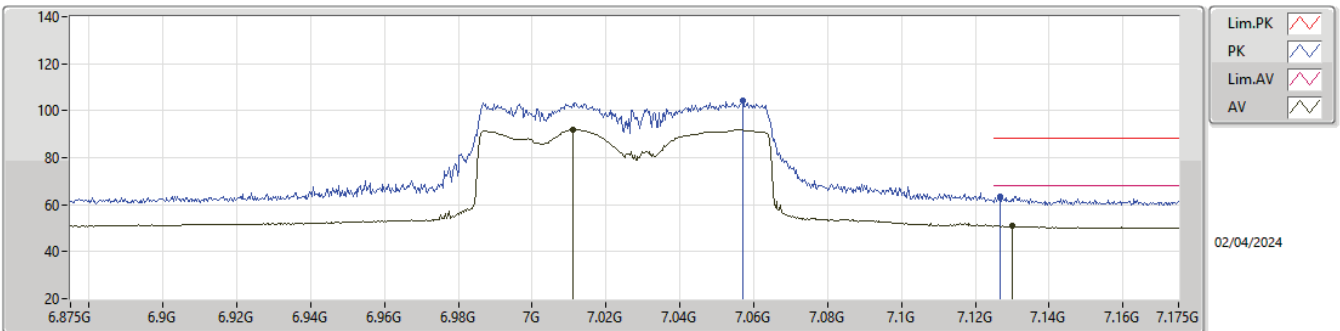
7025MHz_TX



Type	Freq (Hz)	Level (dBuV/m)	Limit (dBuV/m)	Margin (dB)	Factor (dB)	Dist (m)	Condition	Azimuth (°)	Height (m)	Raw (dBuV)	AF (dB)	CL (dB)	PA (dB)
AV	7.0109G	97.44	Inf	-Inf	9.05	3	Vertical	297	2.06	88.39	35.67	8.12	34.74
AV	7.1264G	53.15	68.20	-15.05	9.67	3	Vertical	297	2.06	43.48	36.31	8.17	34.81
PK	7.0112G	109.50	Inf	-Inf	9.05	3	Vertical	297	2.06	100.45	35.67	8.12	34.74
PK	7.1264G	69.99	88.20	-18.21	9.67	3	Vertical	297	2.06	60.32	36.31	8.17	34.81

6.875-7.125GHz_802.11be EHT80-BF_Nss1,(MCS0)_2TX

7025MHz_TX

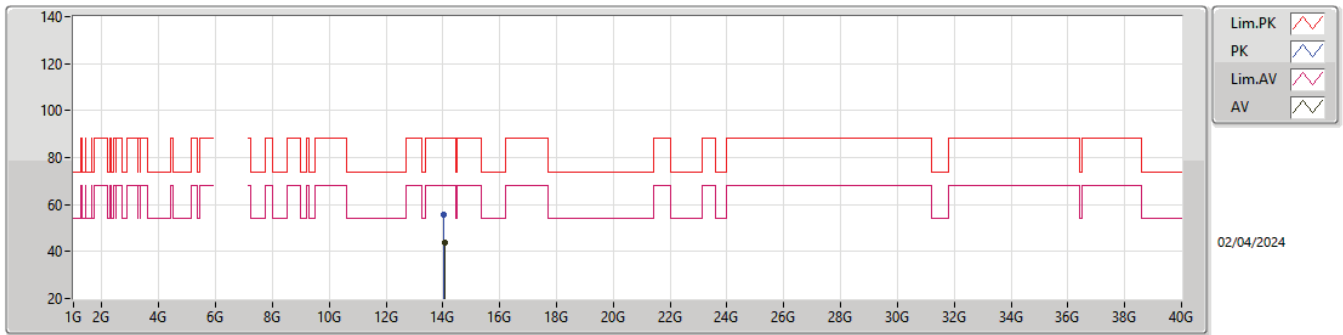


Type	Freq (Hz)	Level (dBuV/m)	Limit (dBuV/m)	Margin (dB)	Factor (dB)	Dist (m)	Condition	Azimuth (°)	Height (m)	Raw (dBuV)	AF (dB)	CL (dB)	PA (dB)
AV	7.0109G	91.79	Inf	-Inf	9.05	3	Horizontal	341	1.00	82.74	35.67	8.12	34.74
AV	7.13G	50.95	68.20	-17.25	9.68	3	Horizontal	341	1.00	41.27	36.32	8.17	34.81
PK	7.0571G	104.15	Inf	-Inf	9.31	3	Horizontal	341	1.00	94.84	35.94	8.14	34.77
PK	7.1267G	63.60	88.20	-24.60	9.67	3	Horizontal	341	1.00	53.93	36.31	8.17	34.81



6.875-7.125GHz_802.11be EHT80-BF_Nss1,(MCS0)_2TX

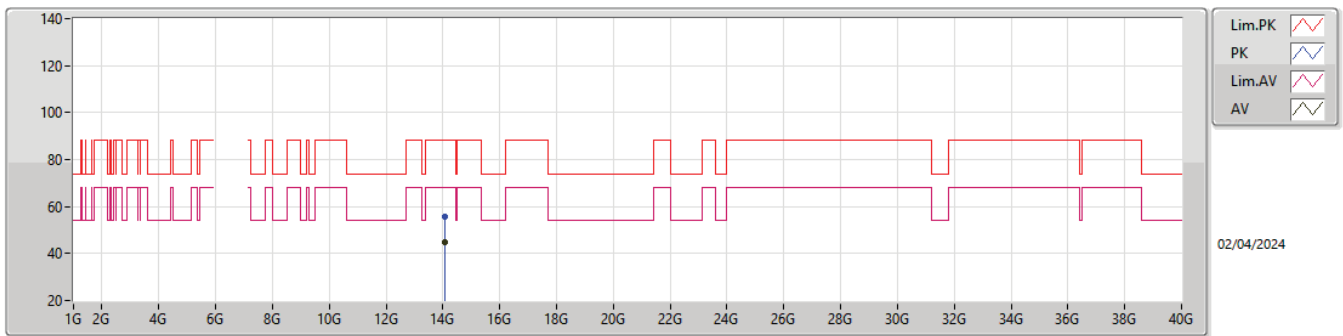
7025MHz_TX



Type	Freq (Hz)	Level (dBuV/m)	Limit (dBuV/m)	Margin (dB)	Factor (dB)	Dist (m)	Condition	Azimuth (°)	Height (m)	Raw (dBuV)	AF (dB)	CL (dB)	PA (dB)
AV	14.04998G	44.05	68.20	-24.15	19.06	3	Vertical	338	1.07	24.99	39.90	11.93	32.77
PK	14.04971G	55.44	88.20	-32.76	19.06	3	Vertical	338	1.07	36.38	39.90	11.93	32.77

6.875-7.125GHz_802.11be EHT80-BF_Nss1,(MCS0)_2TX

7025MHz_TX

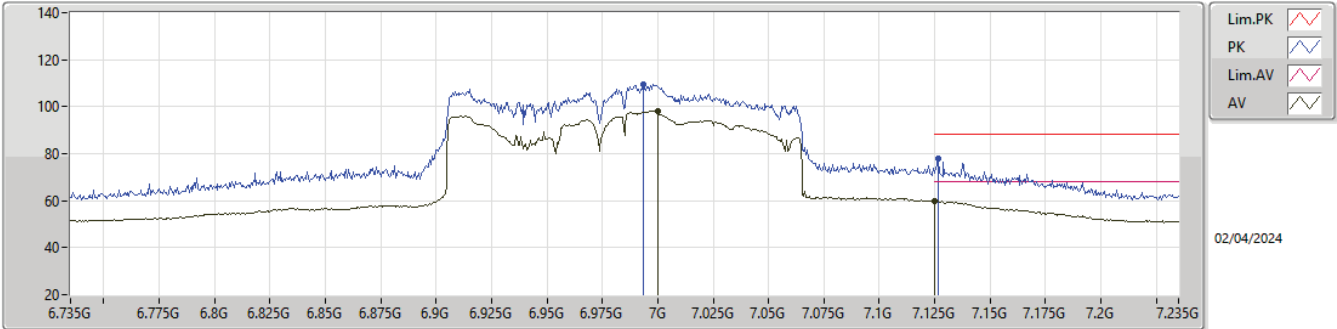


Type	Freq (Hz)	Level (dBuV/m)	Limit (dBuV/m)	Margin (dB)	Factor (dB)	Dist (m)	Condition	Azimuth (°)	Height (m)	Raw (dBuV)	AF (dB)	CL (dB)	PA (dB)
AV	14.04991G	44.95	68.20	-23.25	19.06	3	Horizontal	328	1.87	25.89	39.90	11.93	32.77
PK	14.05022G	55.74	88.20	-32.46	19.06	3	Horizontal	328	1.87	36.68	39.90	11.93	32.77



6.875-7.125GHz_802.11be EHT160-BF_Nss1,(MCS0)_2TX

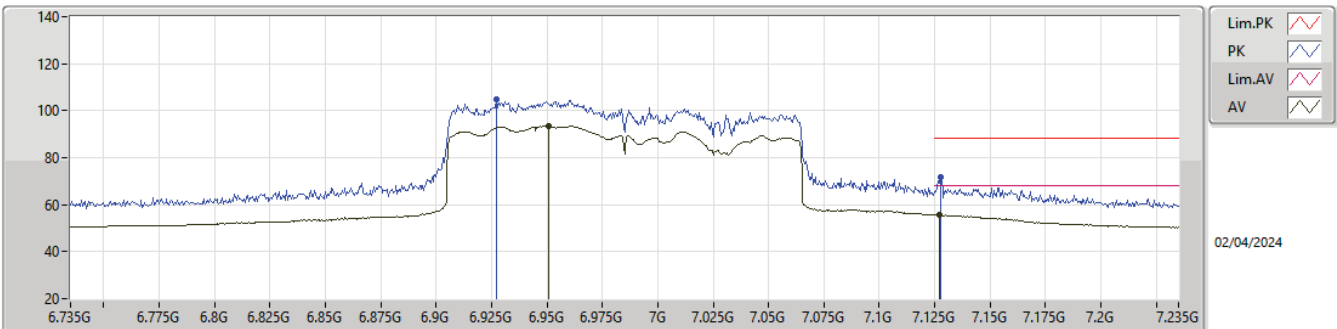
6985MHz_TX



Type	Freq (Hz)	Level (dBuV/m)	Limit (dBuV/m)	Margin (dB)	Factor (dB)	Dist (m)	Condition	Azimuth (°)	Height (m)	Raw (dBuV)	AF (dB)	CL (dB)	PA (dB)
AV	7G	98.28	Inf	-Inf	8.99	3	Vertical	304	2.89	89.29	35.60	8.12	34.73
AV	7.125G	59.74	68.20	-8.46	9.66	3	Vertical	304	2.89	50.08	36.30	8.17	34.81
PK	6.9935G	109.47	Inf	-Inf	8.98	3	Vertical	304	2.89	100.49	35.60	8.11	34.73
PK	7.1265G	78.17	88.20	-10.03	9.67	3	Vertical	304	2.89	68.50	36.31	8.17	34.81

6.875-7.125GHz_802.11be EHT160-BF_Nss1,(MCS0)_2TX

6985MHz_TX

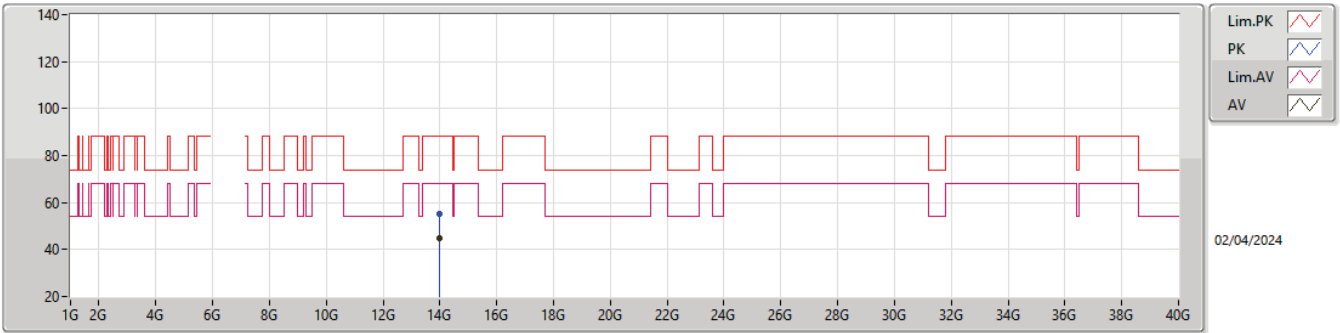


Type	Freq (Hz)	Level (dBuV/m)	Limit (dBuV/m)	Margin (dB)	Factor (dB)	Dist (m)	Condition	Azimuth (°)	Height (m)	Raw (dBuV)	AF (dB)	CL (dB)	PA (dB)
AV	6.9505G	93.33	Inf	-Inf	8.94	3	Horizontal	338	1.00	84.39	35.60	8.07	34.73
AV	7.127G	55.72	68.20	-12.48	9.67	3	Horizontal	338	1.00	46.05	36.31	8.17	34.81
PK	6.927G	104.79	Inf	-Inf	8.92	3	Horizontal	338	1.00	95.87	35.60	8.05	34.73
PK	7.1275G	71.68	88.20	-16.52	9.67	3	Horizontal	338	1.00	62.01	36.31	8.17	34.81



6.875-7.125GHz_802.11be EHT160-BF_Nss1,(MCS0)_2TX

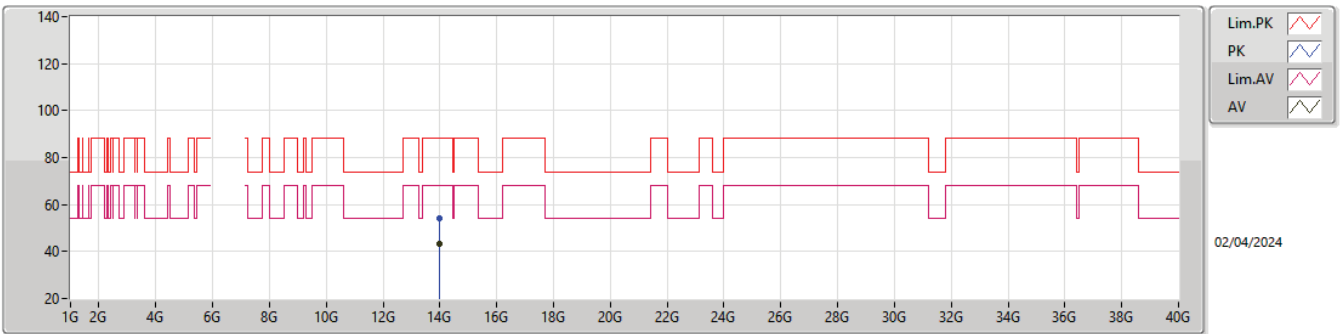
6985MHz_TX



Type	Freq (Hz)	Level (dBuV/m)	Limit (dBuV/m)	Margin (dB)	Factor (dB)	Dist (m)	Condition	Azimuth (°)	Height (m)	Raw (dBuV)	AF (dB)	CL (dB)	PA (dB)
AV	13.96997G	44.79	68.20	-23.41	18.91	3	Vertical	342	1.02	25.88	39.74	11.87	32.70
PK	13.96967G	55.06	88.20	-33.14	18.91	3	Vertical	342	1.02	36.15	39.74	11.87	32.70

6.875-7.125GHz_802.11be EHT160-BF_Nss1,(MCS0)_2TX

6985MHz_TX

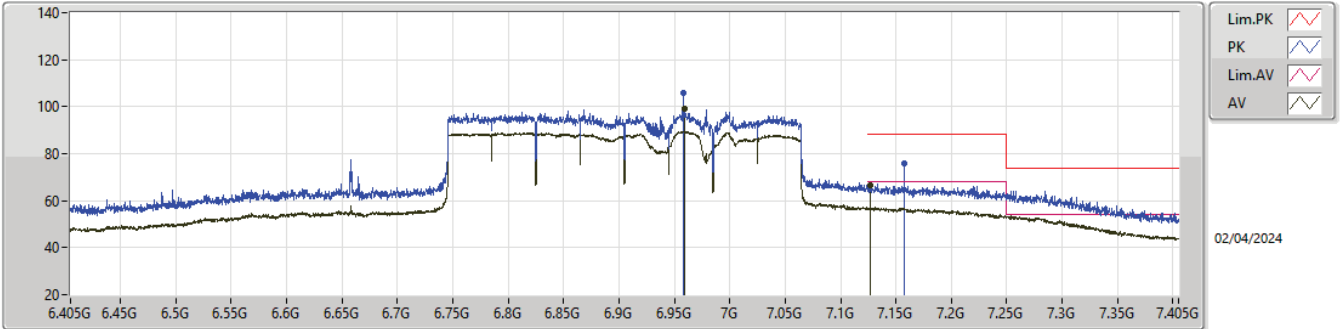


Type	Freq (Hz)	Level (dBuV/m)	Limit (dBuV/m)	Margin (dB)	Factor (dB)	Dist (m)	Condition	Azimuth (°)	Height (m)	Raw (dBuV)	AF (dB)	CL (dB)	PA (dB)
AV	13.96999G	43.27	68.20	-24.93	18.91	3	Horizontal	321	1.50	24.36	39.74	11.87	32.70
PK	13.97015G	54.30	88.20	-33.90	18.91	3	Horizontal	321	1.50	35.39	39.74	11.87	32.70



6.875-7.125GHz_802.11be EHT320-BF_Nss1,(MCS0)_2TX

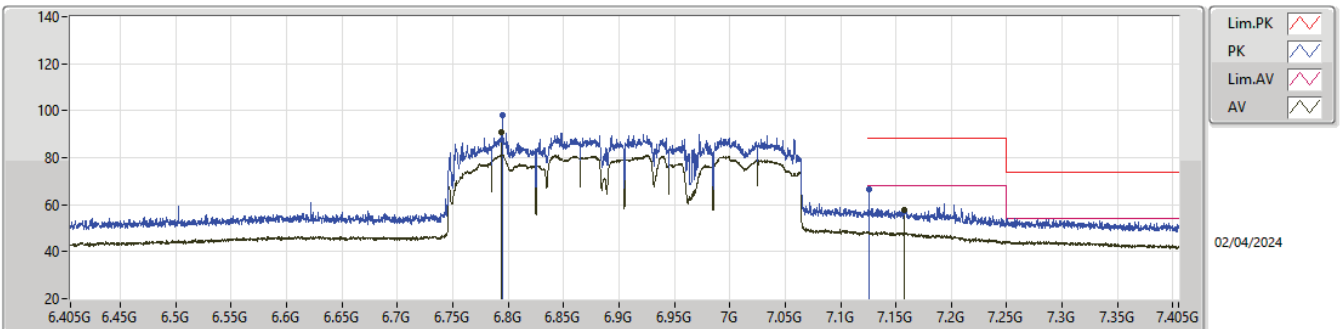
6905MHz_TX



Type	Freq (Hz)	Level (dBuV/m)	Limit (dBuV/m)	Margin (dB)	Factor (dB)	Dist (m)	Condition	Azimuth (°)	Height (m)	Raw (dBuV)	AF (dB)	CL (dB)	PA (dB)
AV	6.9595G	99.05	Inf	-Inf	8.95	3	Vertical	288	1.92	90.10	35.60	8.08	34.73
AV	7.1265G	66.68	68.20	-1.52	9.67	3	Vertical	288	1.92	57.01	36.31	8.17	34.81
PK	6.9585G	106.07	Inf	-Inf	8.95	3	Vertical	288	1.92	97.12	35.60	8.08	34.73
PK	7.1575G	75.70	88.20	-12.50	9.76	3	Vertical	288	1.92	65.94	36.41	8.18	34.83

6.875-7.125GHz_802.11be EHT320-BF_Nss1,(MCS0)_2TX

6905MHz_TX



Type	Freq (Hz)	Level (dBuV/m)	Limit (dBuV/m)	Margin (dB)	Factor (dB)	Dist (m)	Condition	Azimuth (°)	Height (m)	Raw (dBuV)	AF (dB)	CL (dB)	PA (dB)
AV	6.7935G	90.79	Inf	-Inf	8.90	3	Horizontal	312	1.50	81.89	35.70	7.93	34.73
AV	7.1575G	57.86	68.20	-10.34	9.76	3	Horizontal	312	1.50	48.10	36.41	8.18	34.83
PK	6.7945G	98.09	Inf	-Inf	8.90	3	Horizontal	312	1.50	89.19	35.70	7.93	34.73
PK	7.1255G	66.73	88.20	-21.47	9.66	3	Horizontal	312	1.50	57.07	36.30	8.17	34.81