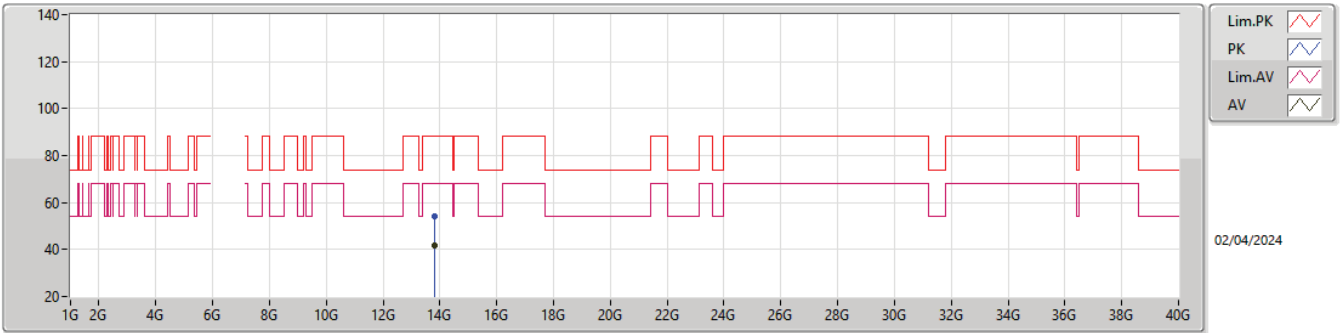




6.875-7.125GHz\_802.11be EHT320-BF\_Nss1,(MCS0)\_2TX

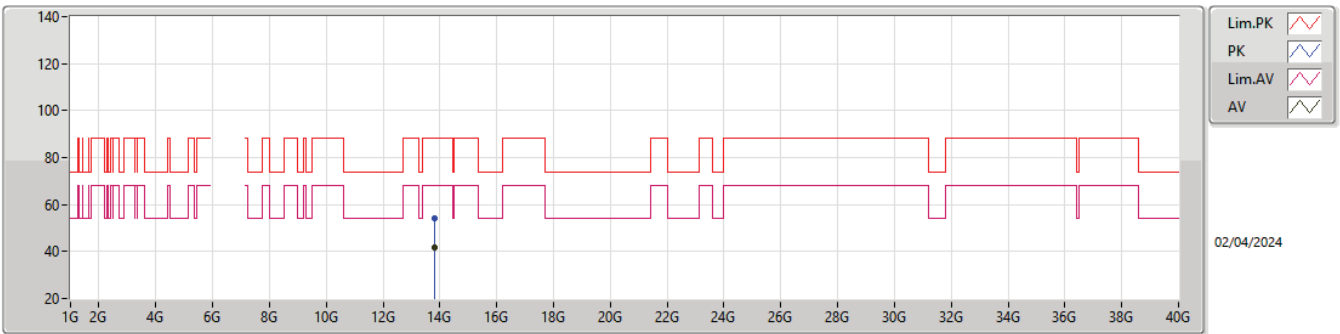
6905MHz\_TX



Type	Freq (Hz)	Level (dBuV/m)	Limit (dBuV/m)	Margin (dB)	Factor (dB)	Dist (m)	Condition	Azimuth (°)	Height (m)	Raw (dBuV)	AF (dB)	CL (dB)	PA (dB)
AV	13.81119G	41.94	68.20	-26.26	18.59	3	Vertical	118	2.03	23.35	39.50	11.78	32.69
PK	13.80916G	54.21	88.20	-33.99	18.59	3	Vertical	118	2.03	35.62	39.50	11.78	32.69

6.875-7.125GHz\_802.11be EHT320-BF\_Nss1,(MCS0)\_2TX

6905MHz\_TX



Type	Freq (Hz)	Level (dBuV/m)	Limit (dBuV/m)	Margin (dB)	Factor (dB)	Dist (m)	Condition	Azimuth (°)	Height (m)	Raw (dBuV)	AF (dB)	CL (dB)	PA (dB)
AV	13.8052G	41.95	68.20	-26.25	18.59	3	Horizontal	45	2.58	23.36	39.50	11.78	32.69
PK	13.81049G	54.30	88.20	-33.90	18.59	3	Horizontal	45	2.58	35.71	39.50	11.78	32.69



Antenna Gain (dBi)			
UNII5	UNII6	UNII7	UNII8
4.4			

Contention Based protocol 802.11be EHT20											
UNII Band	Test Channel	Bandwidth (MHz)	Frequency (MHz)	Interference frequency (MHz)		AWGN Threshold Level (dBm)	EUT Status	Number of Detected (out of 10 times)	Detection Probability (%)	Limit (%)	Test Result
5	53	20	6215	Center	6215	-66.65	OFF	10	100	90	Pass
6	101	20	6455	Center	6455	-67.65	OFF	10	100	90	Pass
7	149	20	6695	Center	6695	-66.65	OFF	10	100	90	Pass
8	213	20	7015	Center	7015	-66.65	OFF	10	100	90	Pass

Contention Based protocol 802.11be EHT320											
UNII Band	Test Channel	Bandwidth (MHz)	Frequency (MHz)	Interference frequency (MHz)		AWGN Threshold Level (dBm)	EUT Status	Number of Detected (out of 10 times)	Detection Probability (%)	Limit (%)	Test Result
5	63	320	6265	Low edge	5950	-74.65	OFF	10	100	90	Pass
				Center	6105	-62.65	OFF	10	100	90	Pass
				High edge	6260	-72.65	OFF	10	100	90	Pass
6,7	127	320	6585	Low edge	6270	-65.65	OFF	10	100	90	Pass
				Center	6425	-62.65	OFF	10	100	90	Pass
				High edge	6580	-73.65	OFF	10	100	90	Pass
7,8	159	320	6745	Low edge	6430	-71.65	OFF	10	100	90	Pass
				Center	6585	-72.65	OFF	10	100	90	Pass
				High edge	6740	-72.65	OFF	10	100	90	Pass
7,8	191	320	6905	Low edge	6750	-69.65	OFF	10	100	90	Pass
				Center	6905	-70.65	OFF	10	100	90	Pass
				High edge	7060	-65.65	OFF	10	100	90	Pass



Contention Based protocol 802.11be EHT20										
UNII Band	Test Channel	Bandwidth (MHz)	Frequency (MHz)	Inteference frequency (MHz)		EUT Status	Injected AWGN Power (dBm)	Ant Gain (dBi)	Detection Power(dBm)	Detection Limit (dBm)
5	53	20	6215	Center	6215	OFF	-62.00	4.4	-66.40	≤ -62
						Minimal	-70.00	4.4	-74.40	≤ -62
						ON	-71.00	4.4	-75.40	≤ -62
6	101	20	6455	Center	6455	OFF	-63.00	4.4	-67.40	≤ -62
						Minimal	-70.00	4.4	-74.40	≤ -62
						ON	-71.00	4.4	-75.40	≤ -62
7	149	20	6695	Center	6695	OFF	-62.00	4.4	-66.40	≤ -62
						Minimal	-69.00	4.4	-73.40	≤ -62
						ON	-70.00	4.4	-74.40	≤ -62
8	213	20	7015	Center	7015	OFF	-62.00	4.4	-66.40	≤ -62
						Minimal	-69.00	4.4	-73.40	≤ -62
						ON	-70.00	4.4	-74.40	≤ -62

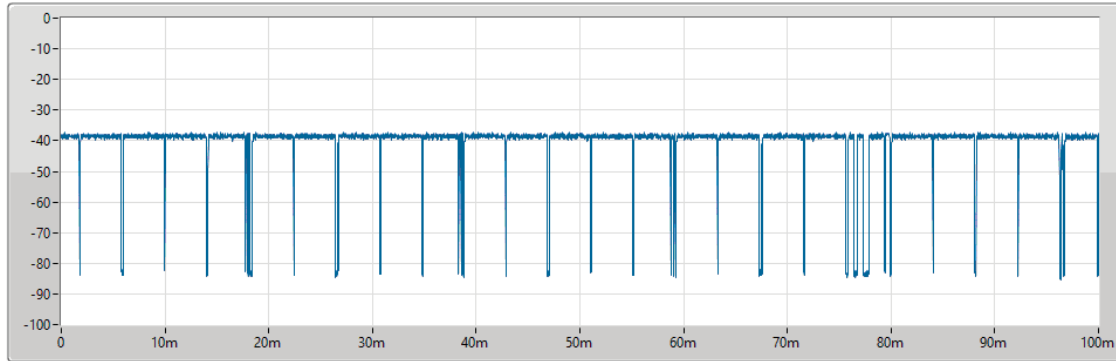
Contention Based protocol 802.11be EHT320										
UNII Band	Test Channel	Bandwidth (MHz)	Frequency (MHz)	Inteference frequency (MHz)		EUT Status	Injected AWGN Power (dBm)	Ant Gain (dBi)	Detection Power(dBm)	Detection Limit (dBm)
5	31	320	6105	Low edge	5950	OFF	-70.00	4.4	-74.40	≤ -62
						Minimal	-73.00	4.4	-77.40	≤ -62
						ON	-74.00	4.4	-78.40	≤ -62
				Center	6105	OFF	-58.00	4.4	-62.40	≤ -62
						Minimal	-66.00	4.4	-70.40	≤ -62
						ON	-67.00	4.4	-71.40	≤ -62
				High edge	6260	OFF	-68.00	4.4	-72.40	≤ -62
						Minimal	-69.00	4.4	-73.40	≤ -62
						ON	-69.00	4.4	-73.40	≤ -62
5,6,7	95	320	6425	Low edge	6270	OFF	-61.00	4.4	-65.40	≤ -62
						Minimal	-73.00	4.4	-77.40	≤ -62
						ON	-74.00	4.4	-78.40	≤ -62
				Center	6425	OFF	-58.00	4.4	-62.40	≤ -62
						Minimal	-59.00	4.4	-63.40	≤ -62
						ON	-60.00	4.4	-64.40	≤ -62
				High edge	6580	OFF	-69.00	4.4	-73.40	≤ -62
						Minimal	-70.00	4.4	-74.40	≤ -62
						ON	-70.00	4.4	-74.40	≤ -62
6,7	127	320	6585	Low edge	6430	OFF	-67.00	4.4	-71.40	≤ -62
						Minimal	-68.00	4.4	-72.40	≤ -62
						ON	-68.00	4.4	-72.40	≤ -62
				Center	6585	OFF	-68.00	4.4	-72.40	≤ -62
						Minimal	-69.00	4.4	-73.40	≤ -62
						ON	-69.00	4.4	-73.40	≤ -62
				High edge	6740	OFF	-68.00	4.4	-72.40	≤ -62
						Minimal	-69.00	4.4	-73.40	≤ -62
						ON	-69.00	4.4	-73.40	≤ -62
7,8	191	320	6905	Low edge	6750	OFF	-65.00	4.4	-69.40	≤ -62
						Minimal	-74.00	4.4	-78.40	≤ -62
						ON	-75.00	4.4	-79.40	≤ -62
				Center	6905	OFF	-66.00	4.4	-70.40	≤ -62
						Minimal	-68.00	4.4	-72.40	≤ -62
						ON	-69.00	4.4	-73.40	≤ -62
				High edge	7060	OFF	-61.00	4.4	-65.40	≤ -62
						Minimal	-70.00	4.4	-74.40	≤ -62
						ON	-71.00	4.4	-75.40	≤ -62



Bandwidth 20MHz: Traffic Loading Plot - 6215MHz

Time Analysis

Main

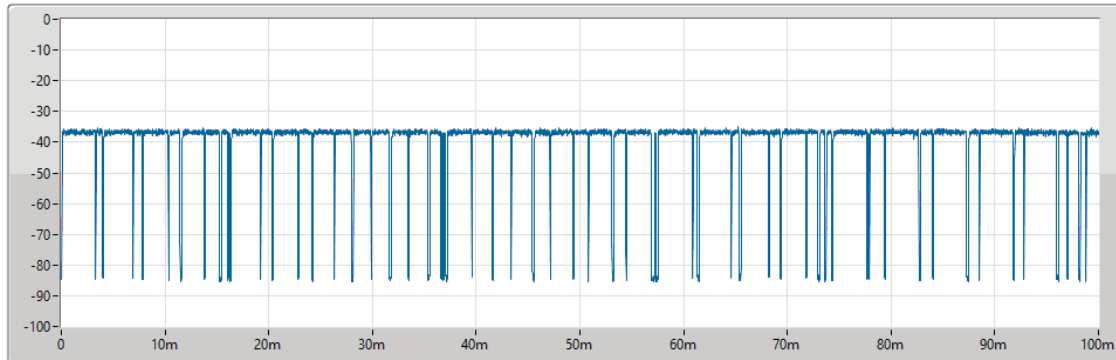


26/03/2024	
Sample Time	
12.5us	
All TX Time	
95.5ms	
All TX Sample	
7640	
Duty Cycle	
0.954881	
T1[s]	T2[s]
NaNs	NaNs
T3[s]	T4[s]
NaNs	NaNs

Bandwidth 20MHz: Traffic Loading Plot - 6455MHz

Time Analysis

Main



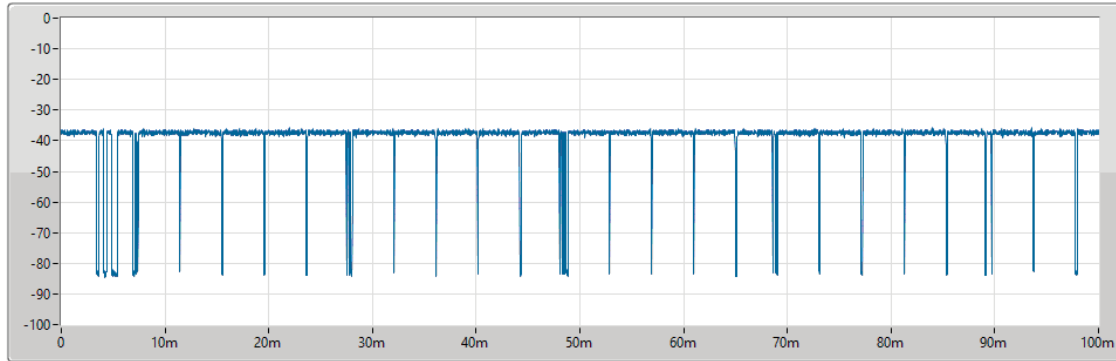
26/03/2024	
Sample Time	
12.5us	
All TX Time	
93.1875ms	
All TX Sample	
7455	
Duty Cycle	
0.931759	
T1[s]	T2[s]
NaNs	NaNs
T3[s]	T4[s]
NaNs	NaNs



Bandwidth 20MHz: Traffic Loading Plot - 6695MHz

Time Analysis

Main

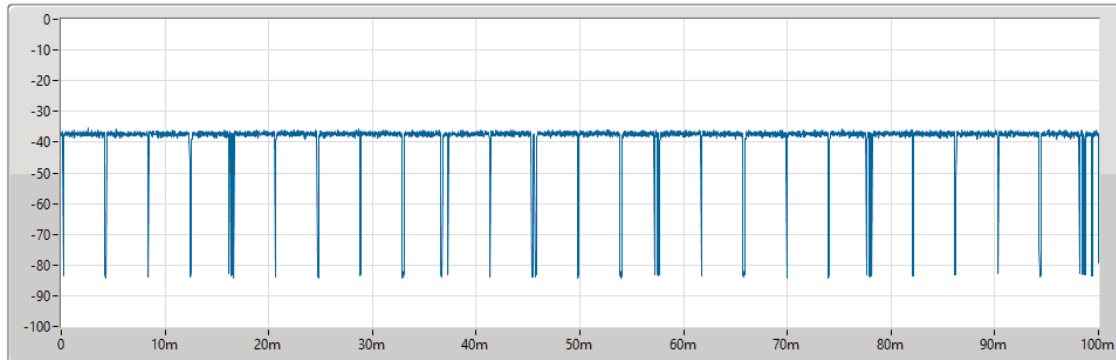


26/03/2024	
Sample Time	
12.5us	
All TX Time	
95.775ms	
All TX Sample	
7662	
Duty Cycle	
0.95763	
T1[s]	T2[s]
NaNs	NaNs
T3[s]	T4[s]
NaNs	NaNs

Bandwidth 20MHz: Traffic Loading Plot - 7015MHz

Time Analysis

Main



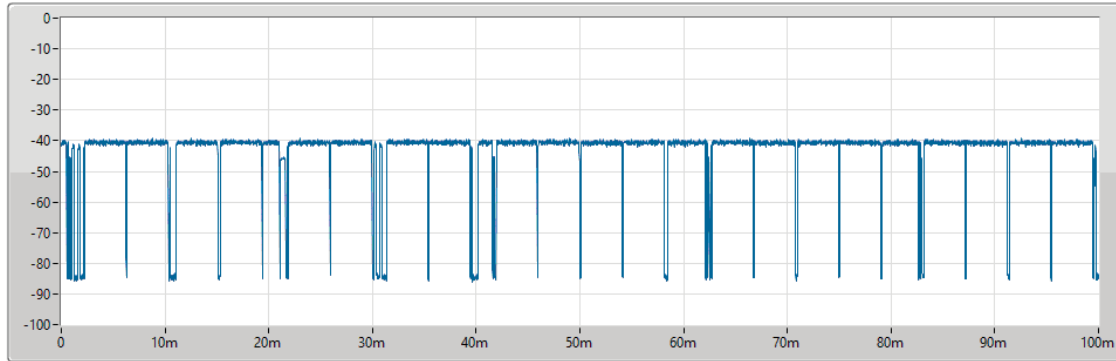
26/03/2024	
Sample Time	
12.5us	
All TX Time	
96.425ms	
All TX Sample	
7714	
Duty Cycle	
0.964129	
T1[s]	T2[s]
NaNs	NaNs
T3[s]	T4[s]
NaNs	NaNs



### Bandwidth 320MHz: Traffic Loading Plot - 5950MHz

Time Analysis

Main

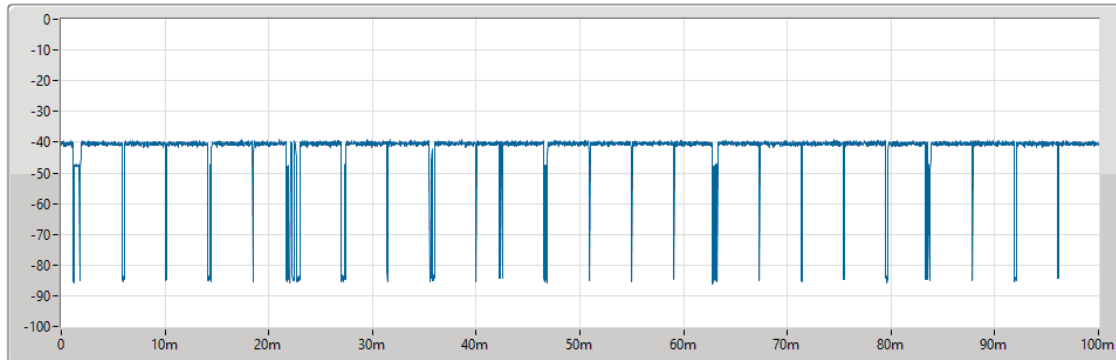


26/03/2024	
Sample Time	
12.5us	
All TX Time	
93.175ms	
All TX Sample	
7454	
Duty Cycle	
0.931634	
T1[s]	T2[s]
NaNs	NaNs
T3[s]	T4[s]
NaNs	NaNs

### Bandwidth 320MHz: Traffic Loading Plot - 6105MHz

Time Analysis

Main



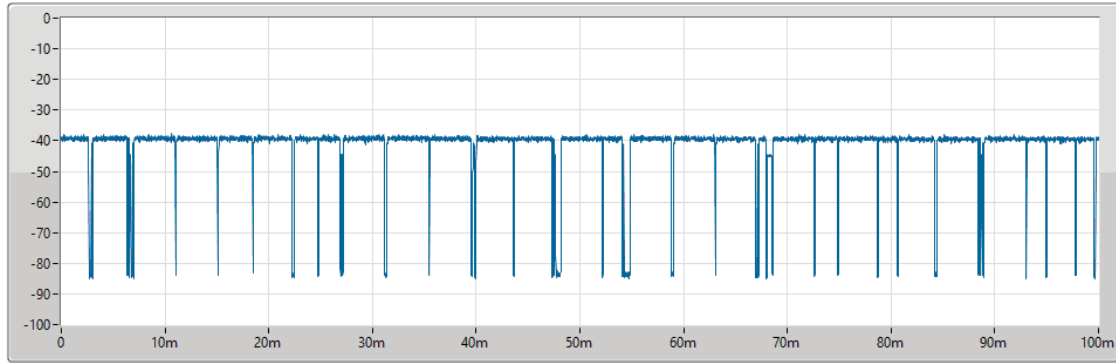
26/03/2024	
Sample Time	
12.5us	
All TX Time	
95.5ms	
All TX Sample	
7640	
Duty Cycle	
0.954881	
T1[s]	T2[s]
NaNs	NaNs
T3[s]	T4[s]
NaNs	NaNs



Bandwidth 320MHz: Traffic Loading Plot - 6260MHz

Time Analysis

Main

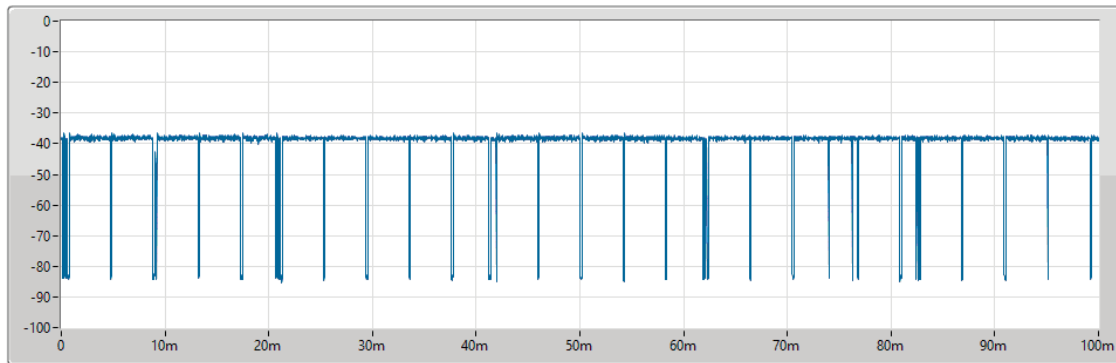


26/03/2024	
Sample Time	
12.5us	
All TX Time	
94.5125ms	
All TX Sample	
7561	
Duty Cycle	
0.945007	
T1[s]	T2[s]
NaNs	NaNs
T3[s]	T4[s]
NaNs	NaNs

Bandwidth 320MHz: Traffic Loading Plot - 6270MHz

Time Analysis

Main



26/03/2024	
Sample Time	
12.5us	
All TX Time	
95.725ms	
All TX Sample	
7658	
Duty Cycle	
0.95713	
T1[s]	T2[s]
NaNs	NaNs
T3[s]	T4[s]
NaNs	NaNs

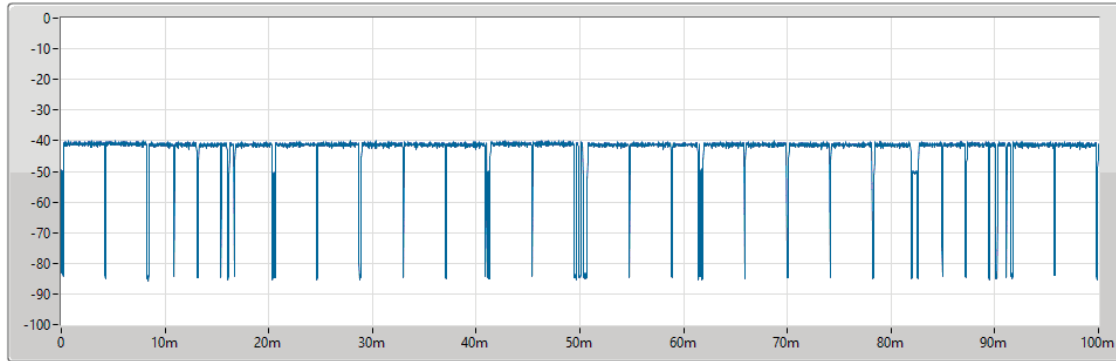




Bandwidth 320MHz: Traffic Loading Plot - 6425MHz

Time Analysis

Main

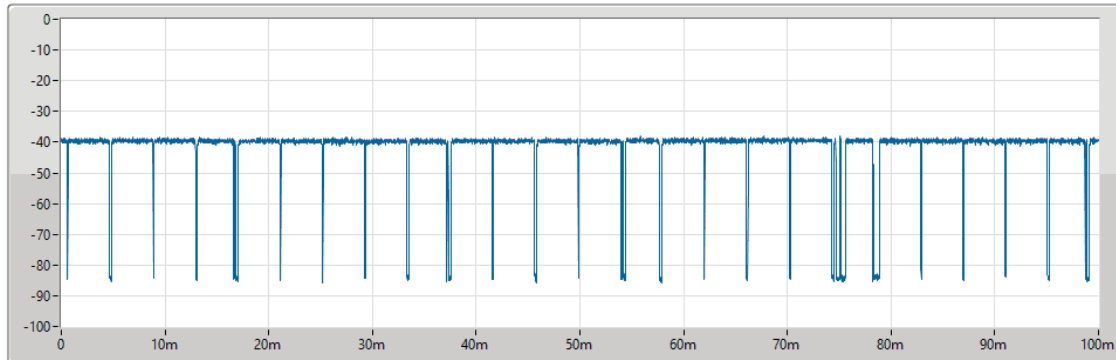


26/03/2024	
Sample Time	
12.5us	
All TX Time	
93.65ms	
All TX Sample	
7492	
Duty Cycle	
0.936383	
T1[s]	T2[s]
NaNs	NaNs
T3[s]	T4[s]
NaNs	NaNs

Bandwidth 320MHz: Traffic Loading Plot - 6430MHz

Time Analysis

Main



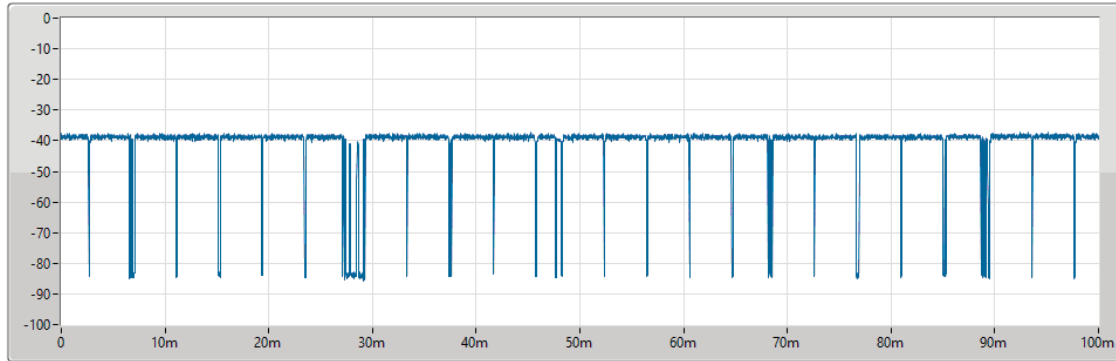
26/03/2024	
Sample Time	
12.5us	
All TX Time	
94.7375ms	
All TX Sample	
7579	
Duty Cycle	
0.947257	
T1[s]	T2[s]
NaNs	NaNs
T3[s]	T4[s]
NaNs	NaNs



Bandwidth 320MHz: Traffic Loading Plot - 6580MHz

Time Analysis

Main

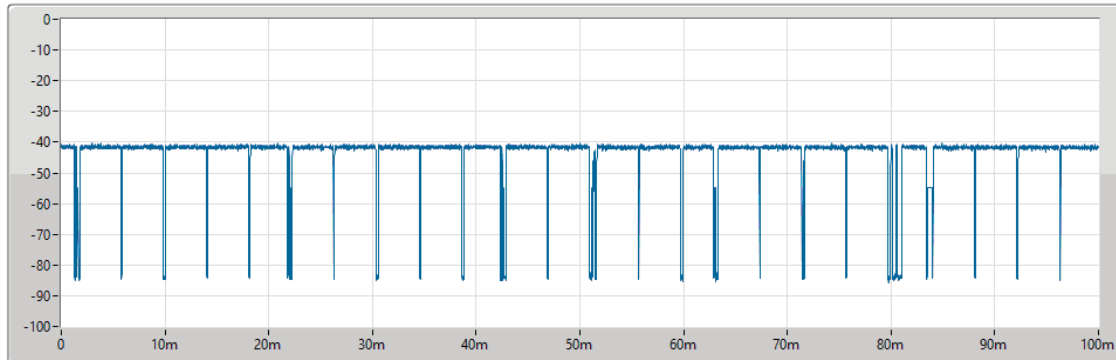


26/03/2024	
Sample Time	
12.5us	
All TX Time	
94.7875ms	
All TX Sample	
7583	
Duty Cycle	
0.947757	
T1[s]	T2[s]
NaNs	NaNs
T3[s]	T4[s]
NaNs	NaNs

Bandwidth 320MHz: Traffic Loading Plot - 6585MHz

Time Analysis

Main



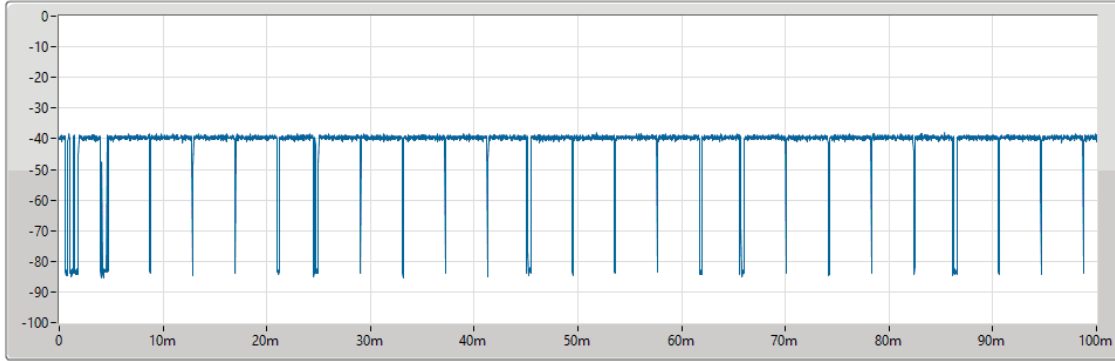
26/03/2024	
Sample Time	
12.5us	
All TX Time	
94.1625ms	
All TX Sample	
7533	
Duty Cycle	
0.941507	
T1[s]	T2[s]
NaNs	NaNs
T3[s]	T4[s]
NaNs	NaNs



Bandwidth 320MHz: Traffic Loading Plot - 6740MHz

Time Analysis

Main

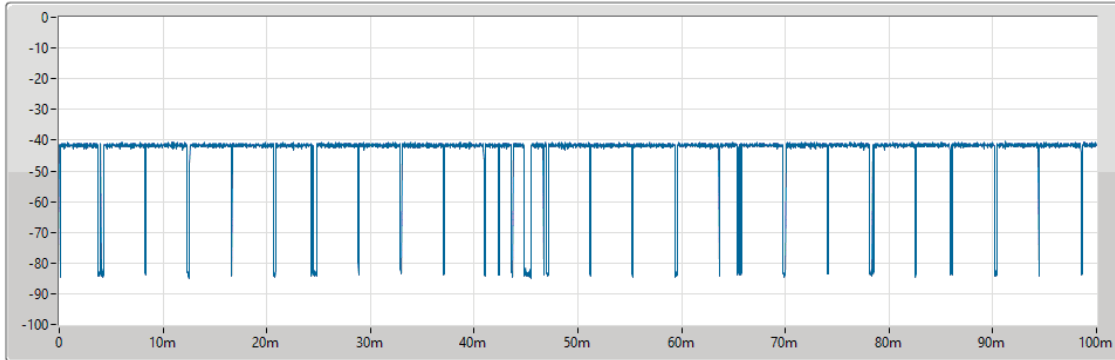


26/03/2024	
Sample Time	
12.5us	
All TX Time	
95.075ms	
All TX Sample	
7606	
Duty Cycle	
0.950631	
T1[s]	T2[s]
NaNs	NaNs
T3[s]	T4[s]
NaNs	NaNs

Bandwidth 320MHz: Traffic Loading Plot - 6750MHz

Time Analysis

Main



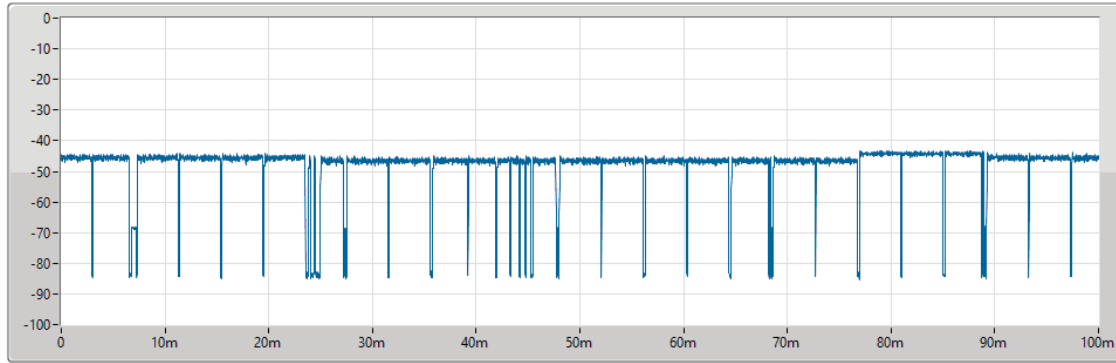
26/03/2024	
Sample Time	
12.5us	
All TX Time	
94.7375ms	
All TX Sample	
7579	
Duty Cycle	
0.947257	
T1[s]	T2[s]
NaNs	NaNs
T3[s]	T4[s]
NaNs	NaNs



Bandwidth 320MHz: Traffic Loading Plot - 6905MHz

Time Analysis

Main

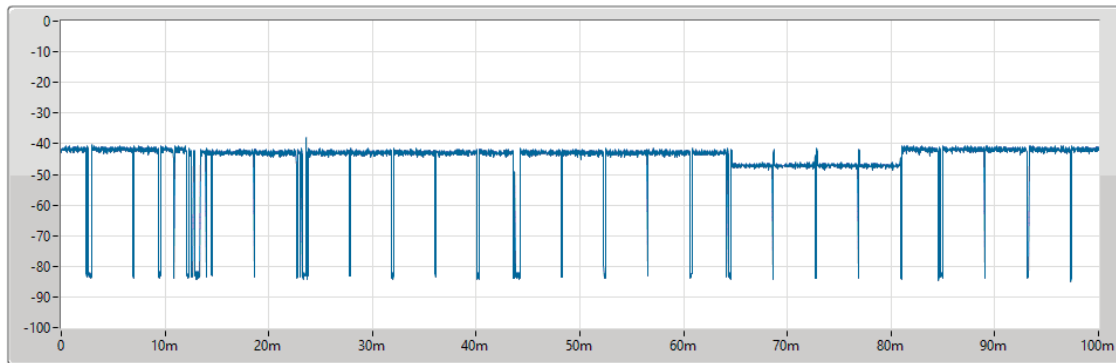


26/03/2024	
Sample Time	
12.5us	
All TX Time	
93.2875ms	
All TX Sample	
7463	
Duty Cycle	
0.932758	
T1[s]	T2[s]
NaNs	NaNs
T3[s]	T4[s]
NaNs	NaNs

Bandwidth 320MHz: Traffic Loading Plot - 7060MHz

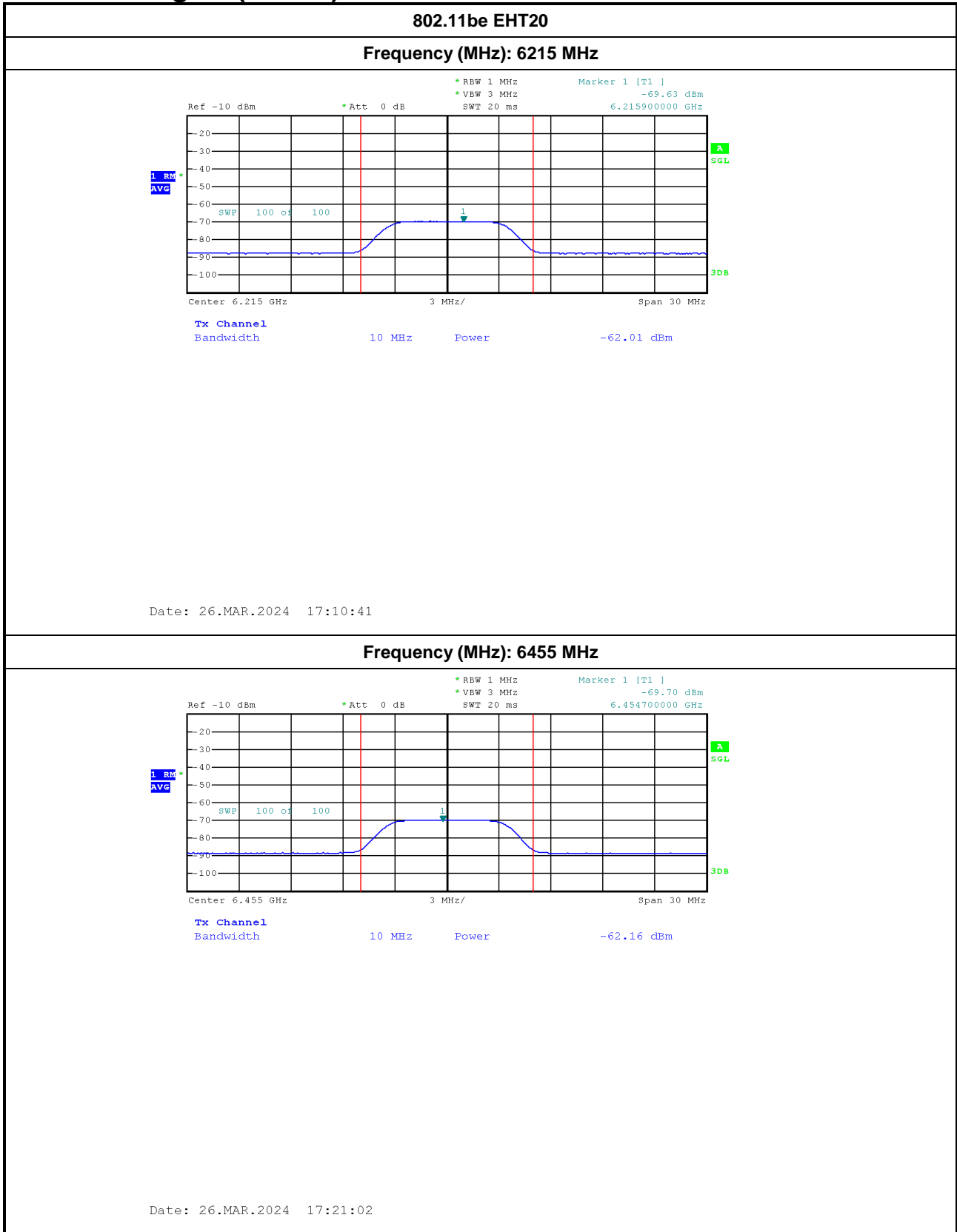
Time Analysis

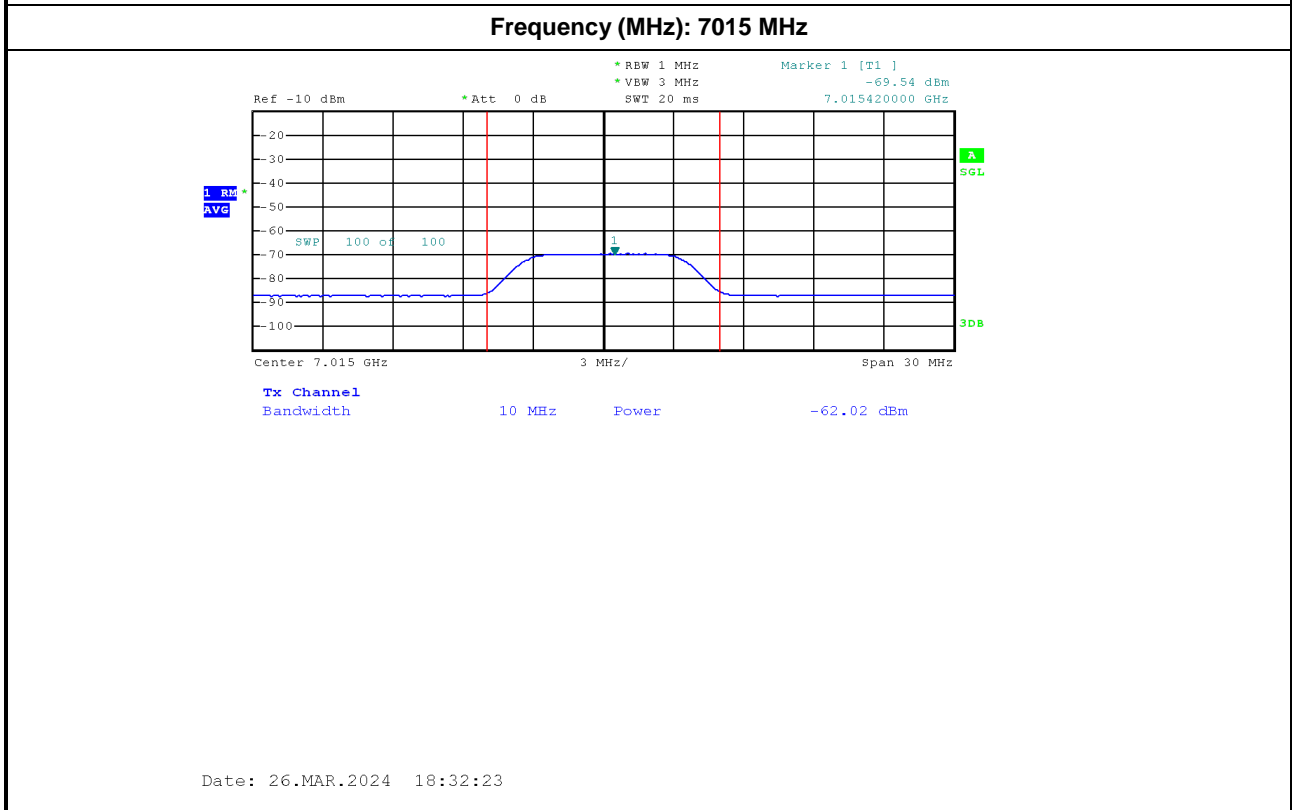
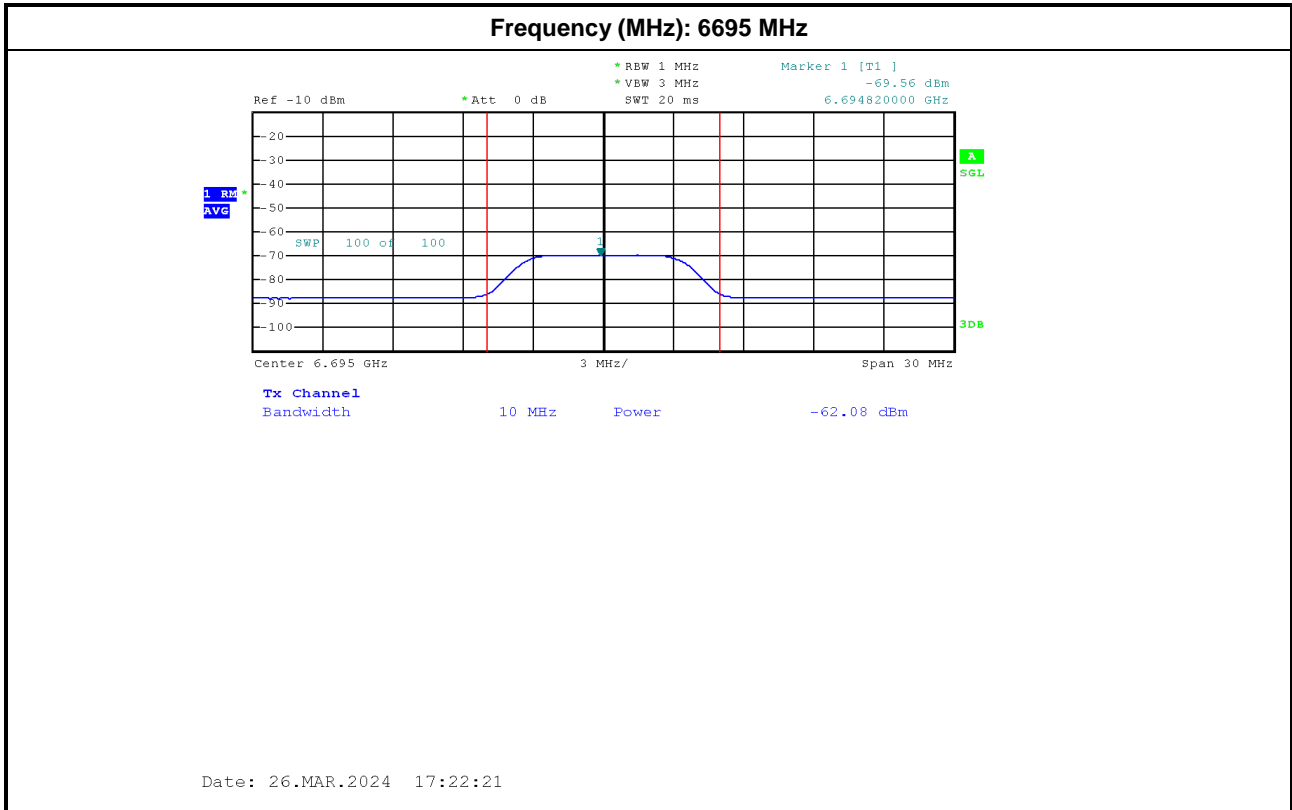
Main

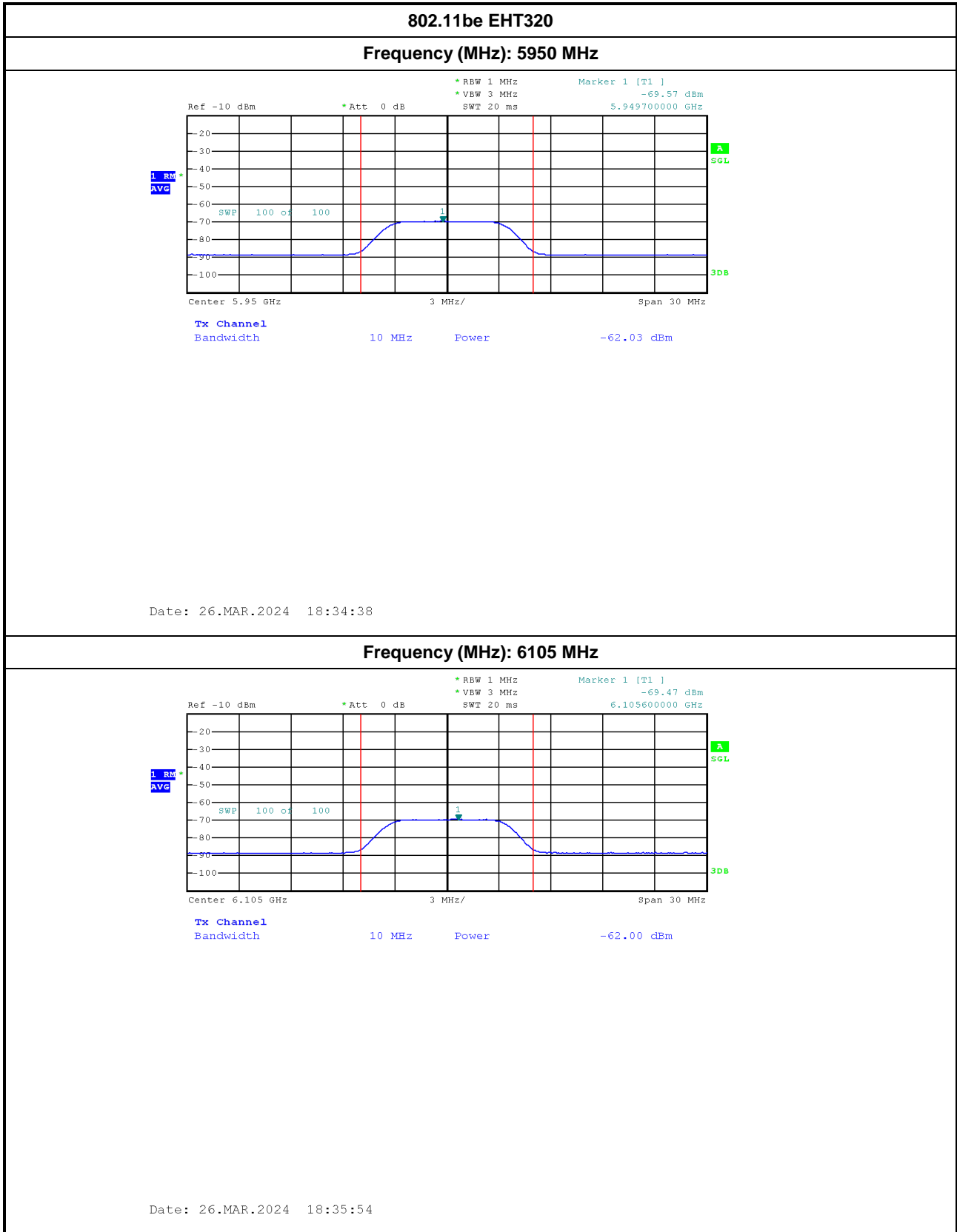


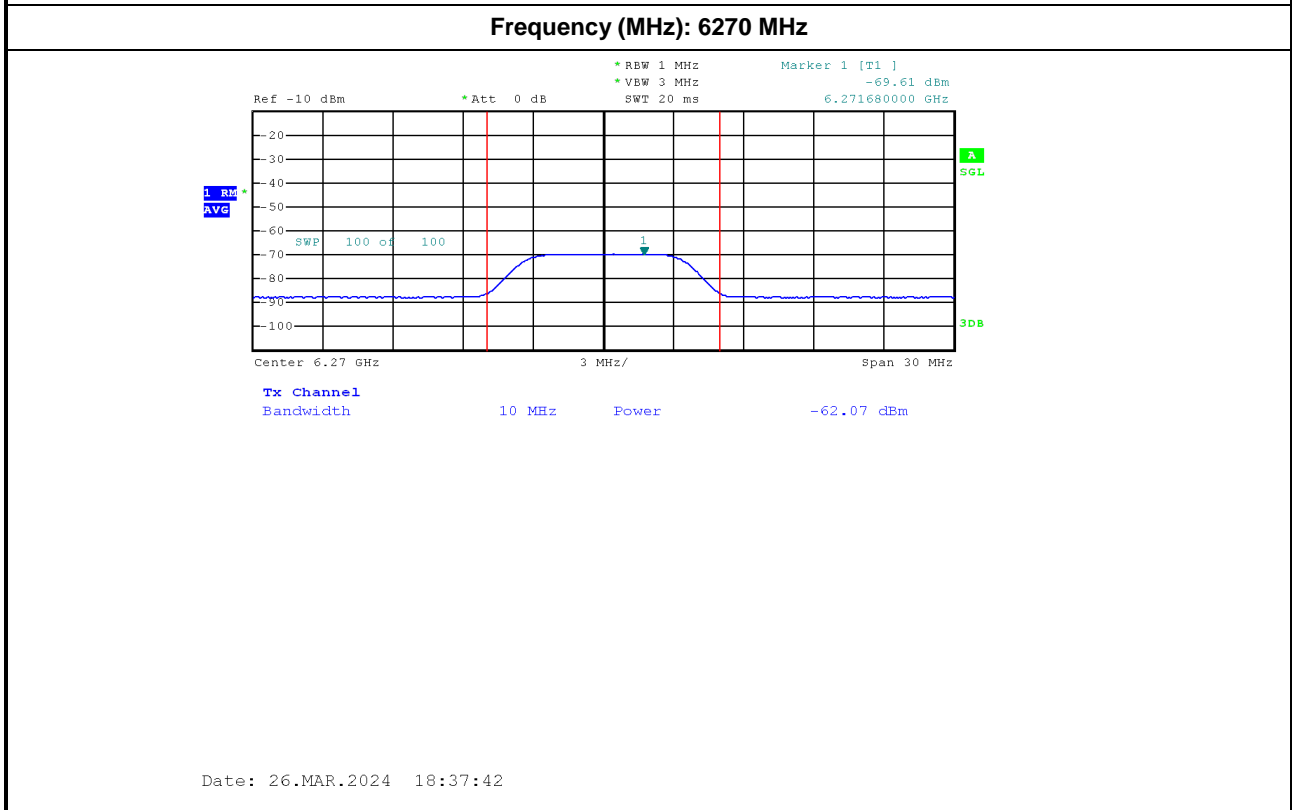
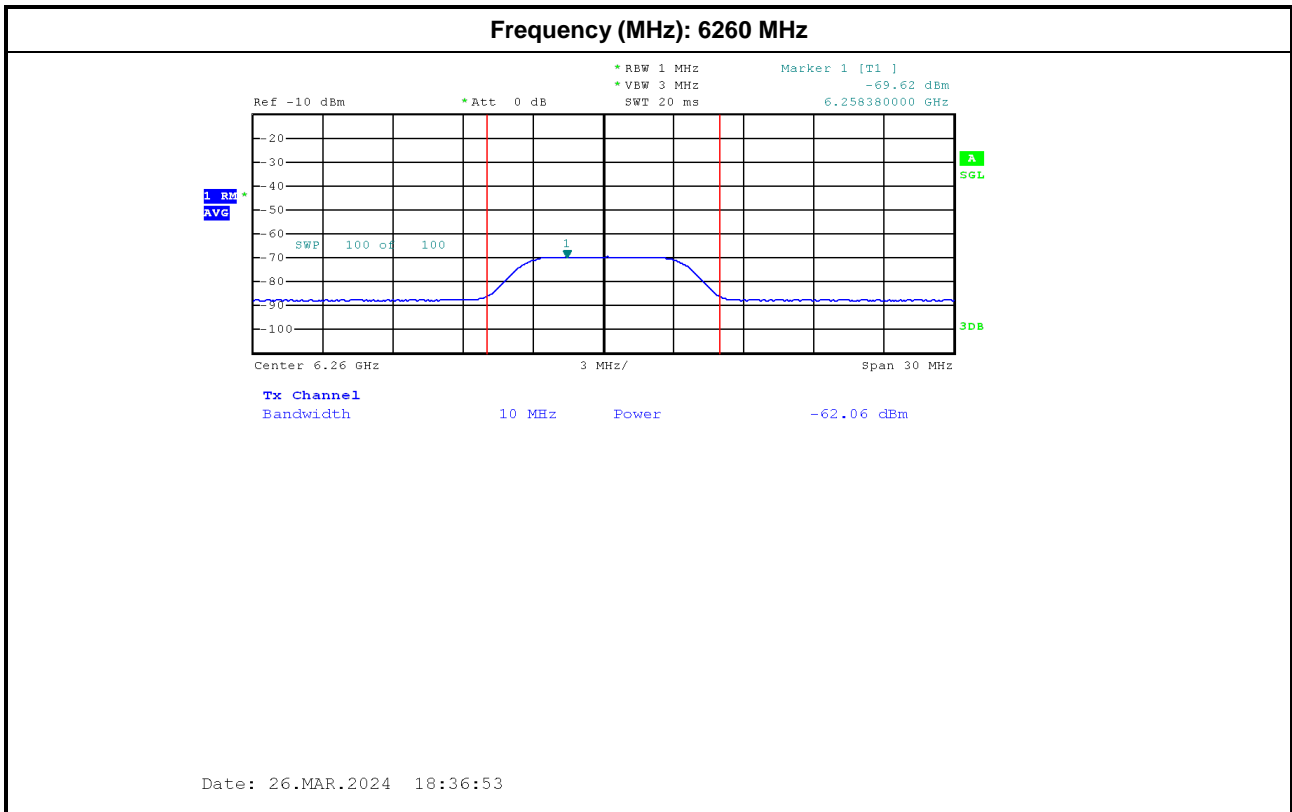
26/03/2024	
Sample Time	
12.5us	
All TX Time	
94.125ms	
All TX Sample	
7530	
Duty Cycle	
0.941132	
T1[s]	T2[s]
NaNs	NaNs
T3[s]	T4[s]
NaNs	NaNs

### 1. Incumbent signal (AWGN) Plot

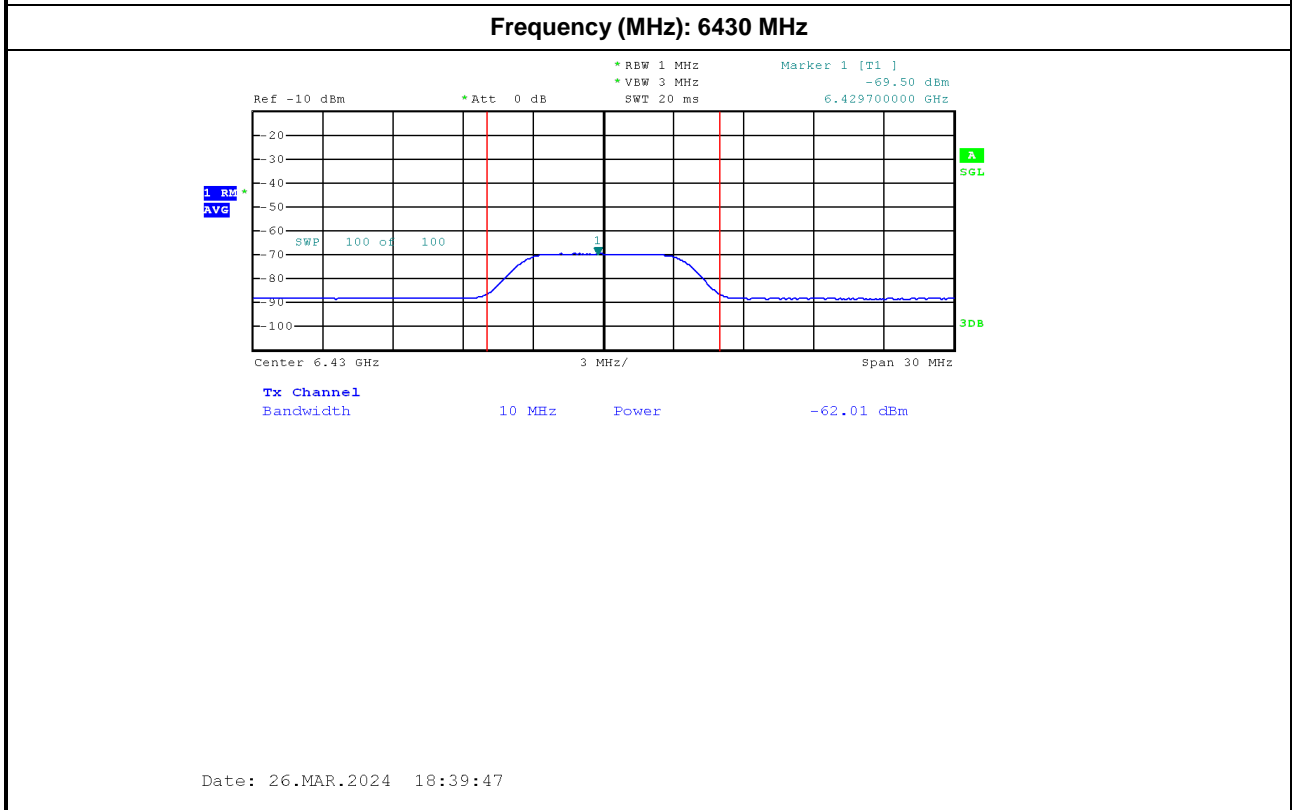
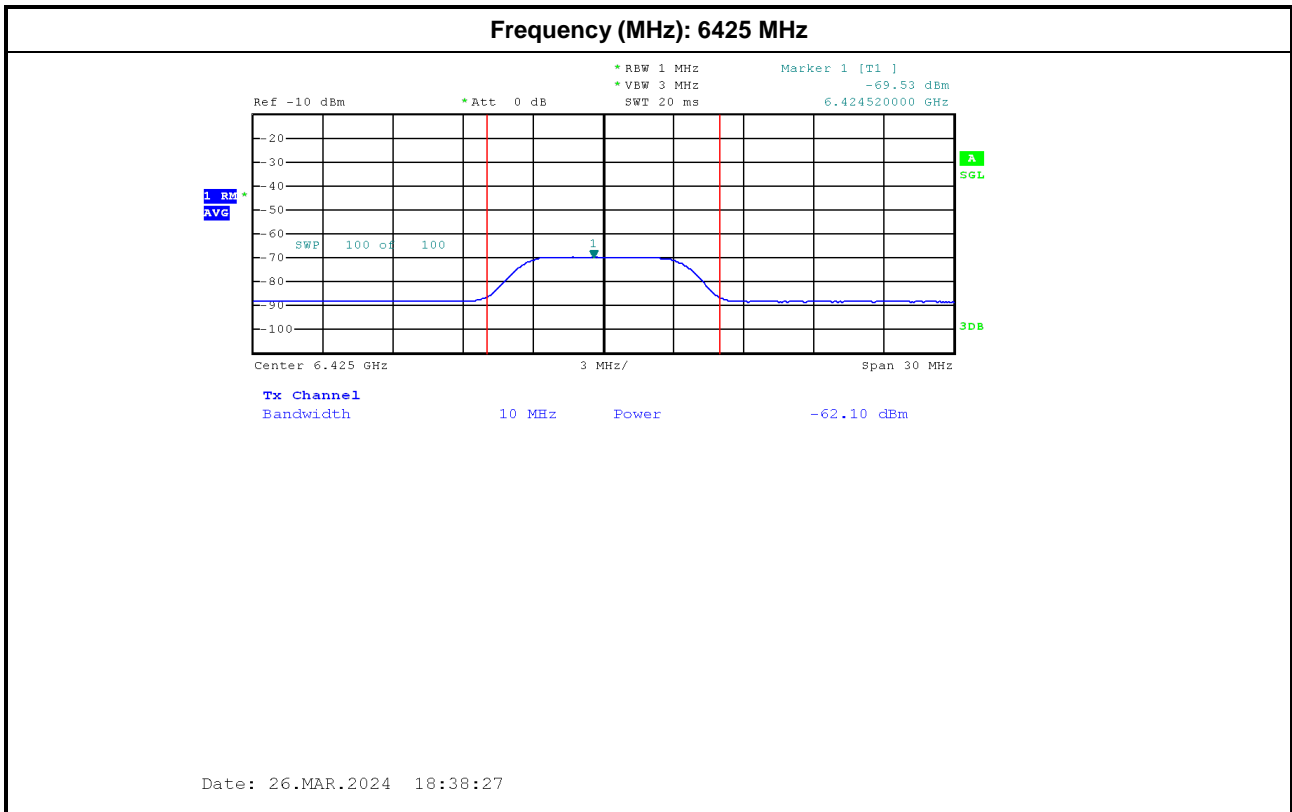


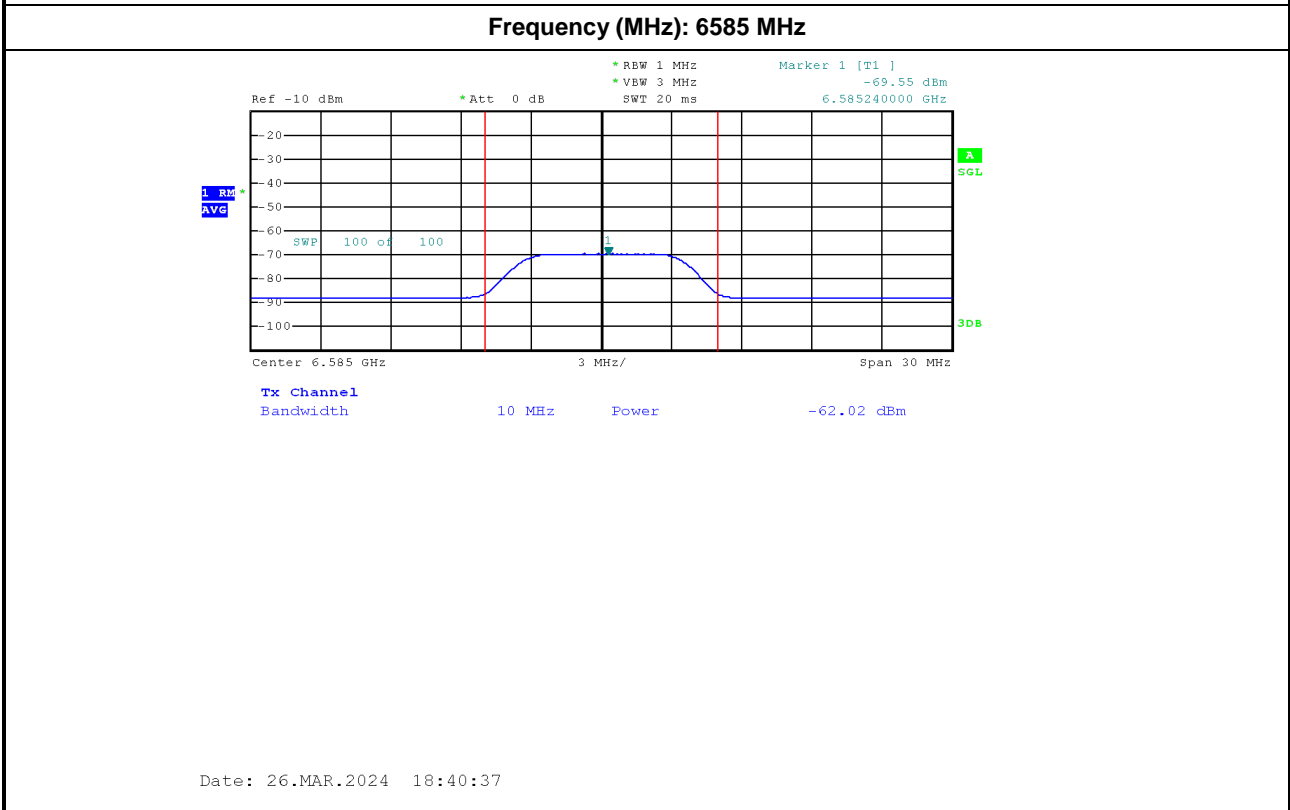
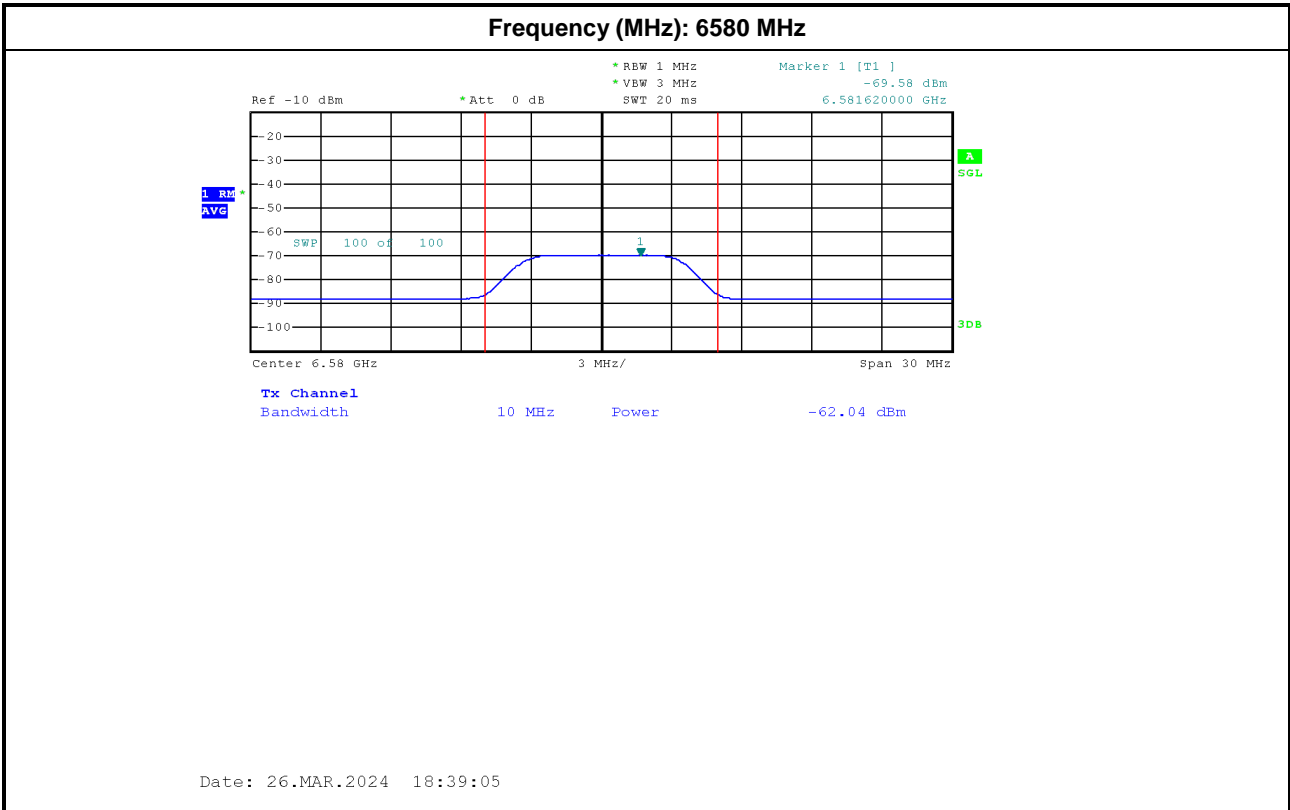


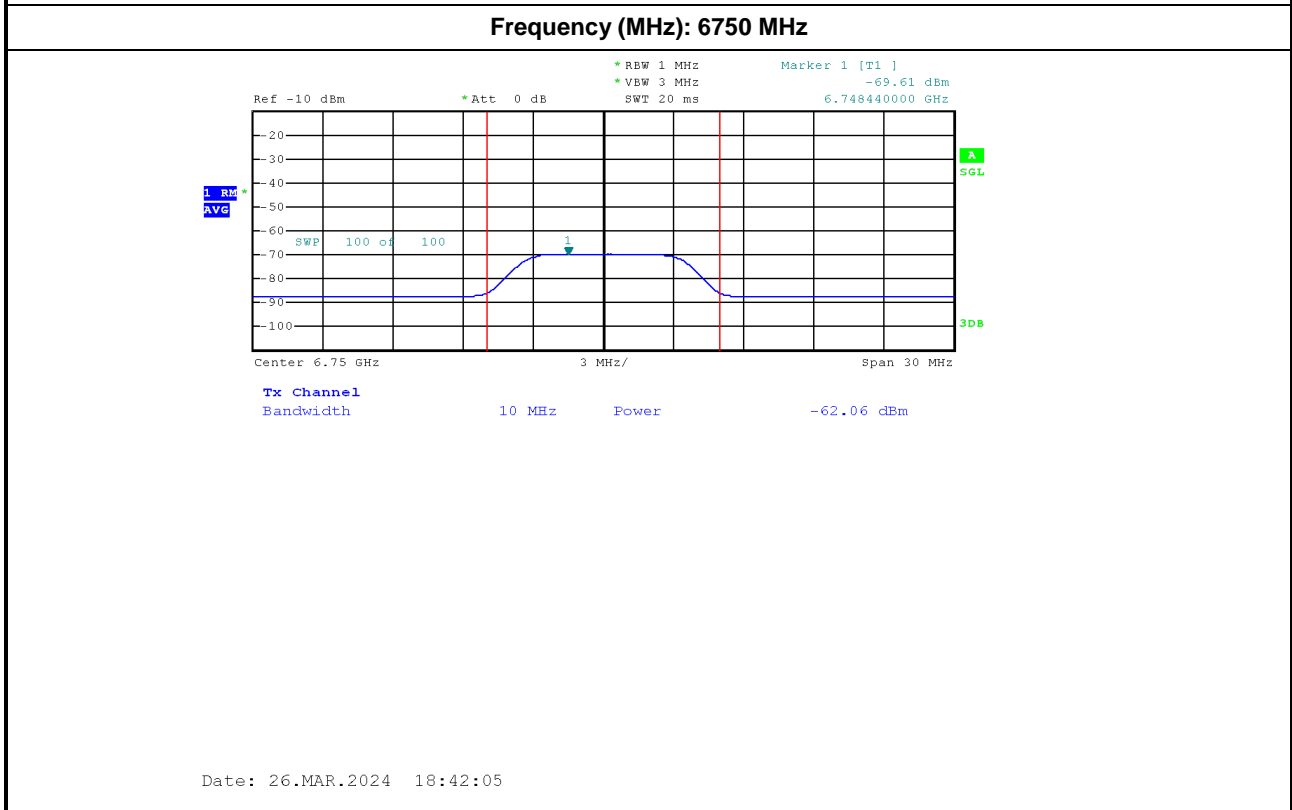
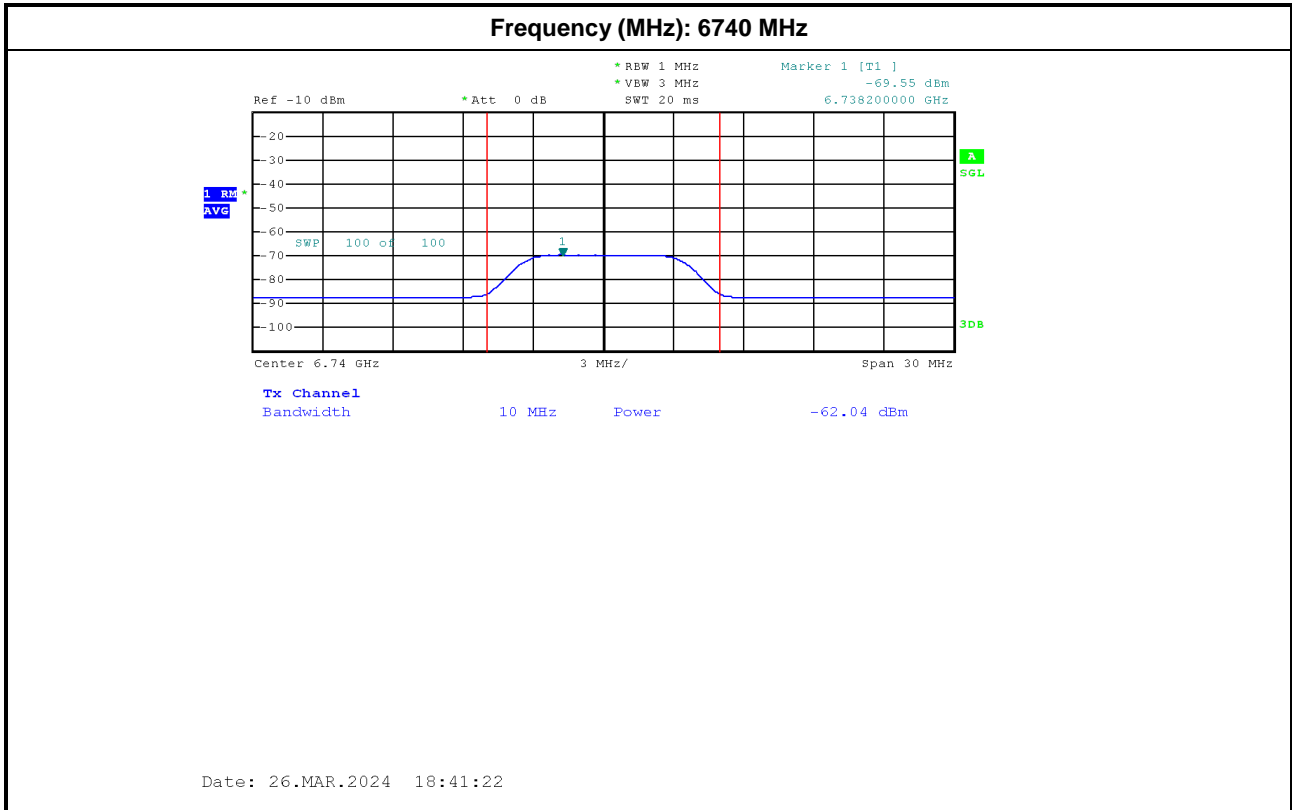


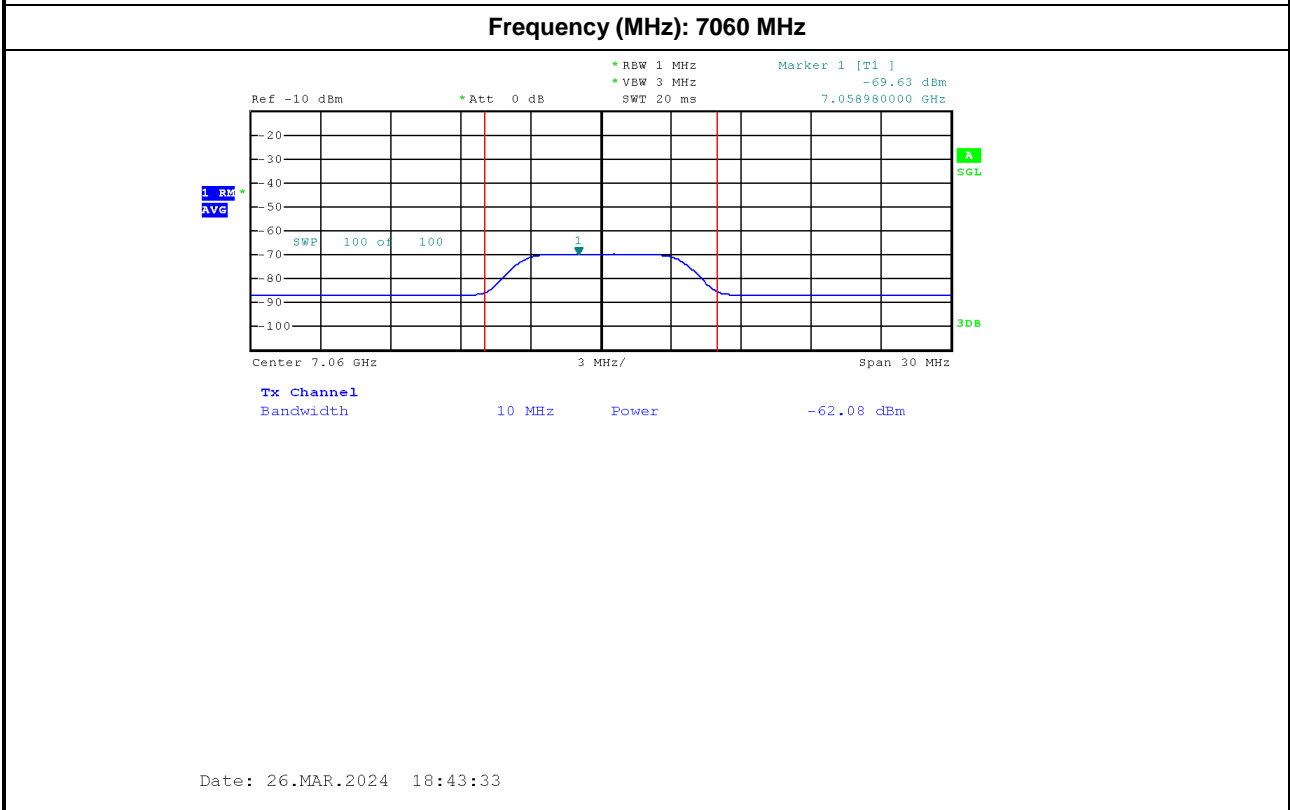
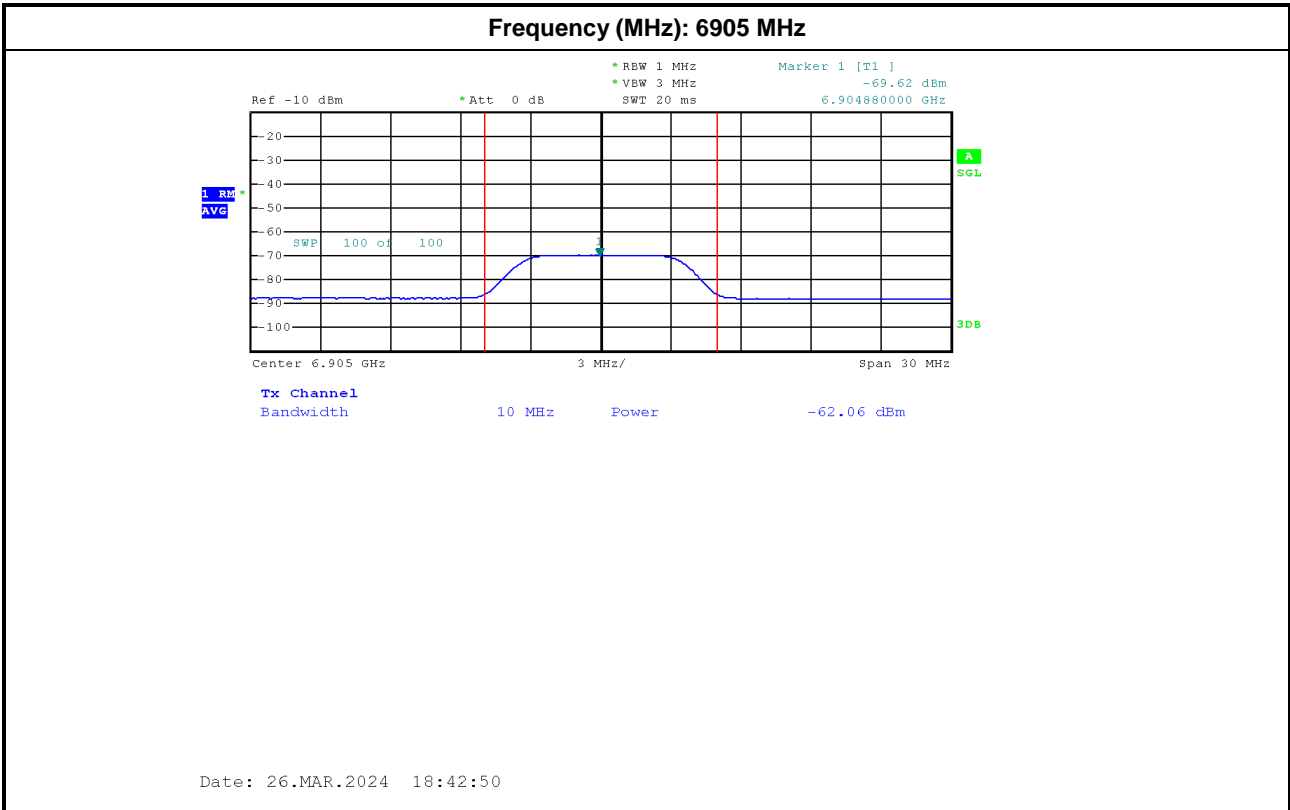




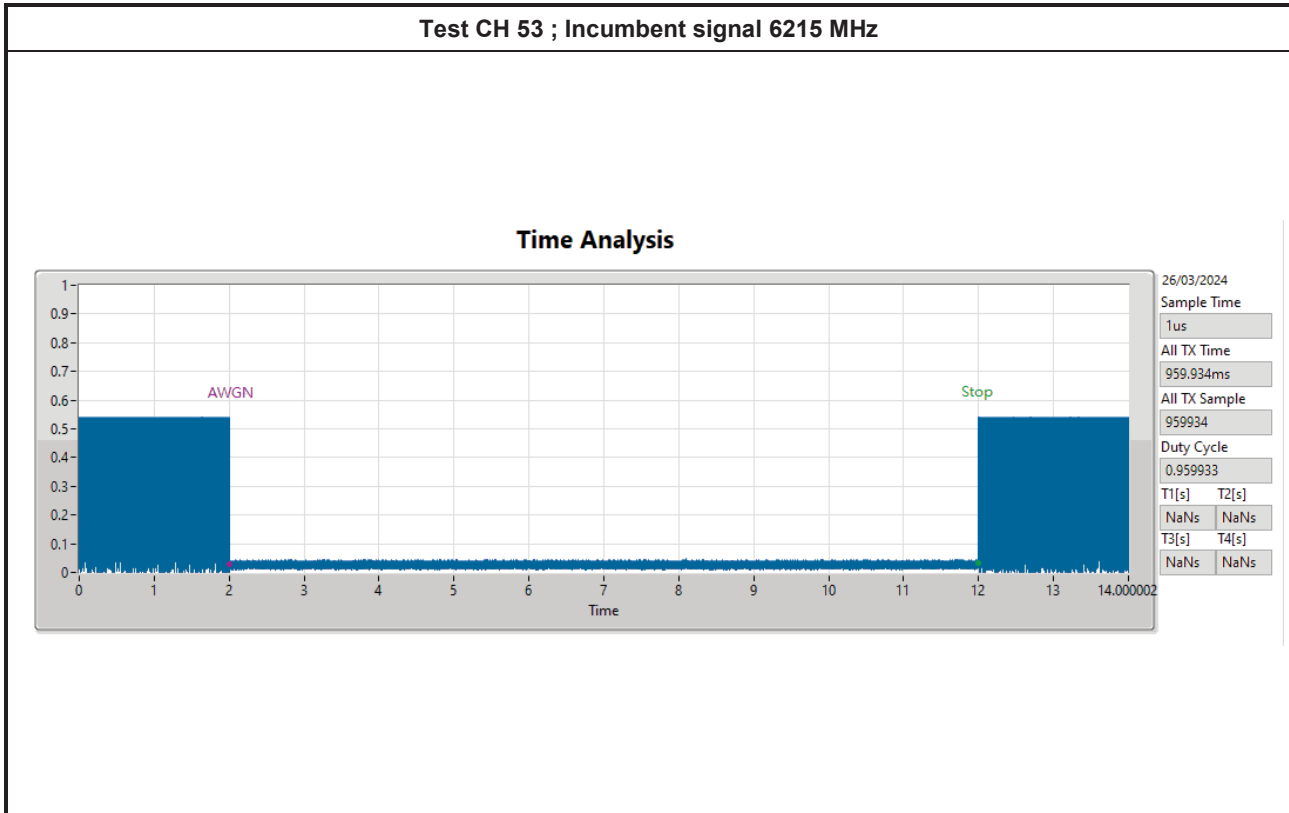




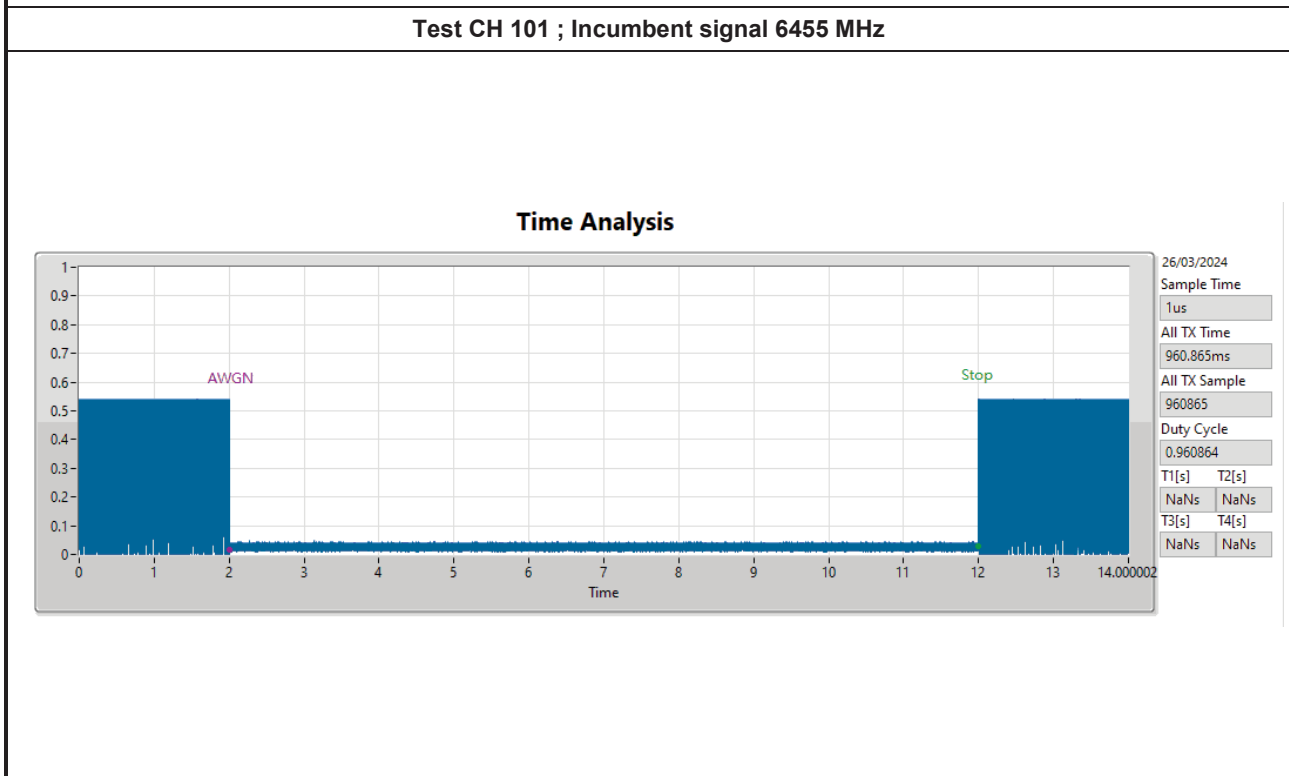




## 2. Contention-Based Protocol Plot



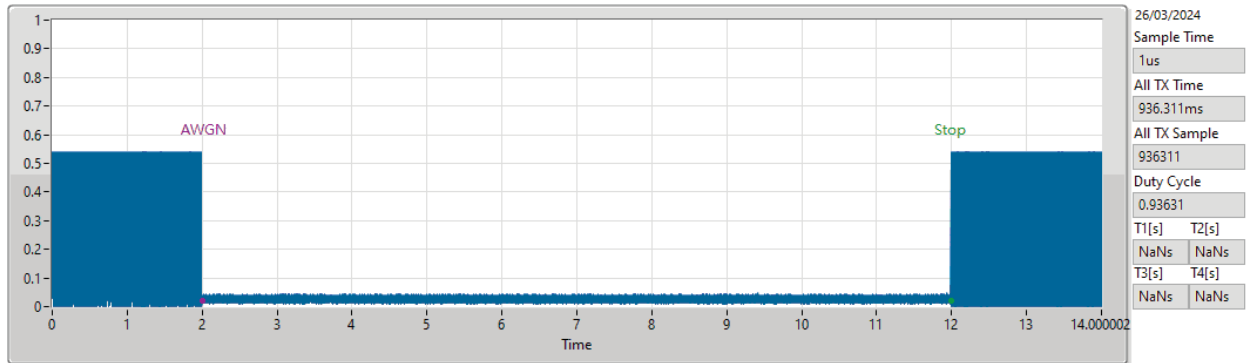
Note : M1 : Inject AWGN signal ; M2 : Remove AWGN signal.



Note : M1 : Inject AWGN signal ; M2 : Remove AWGN signal.

Test CH 149 ; Incumbent signal 6695 MHz

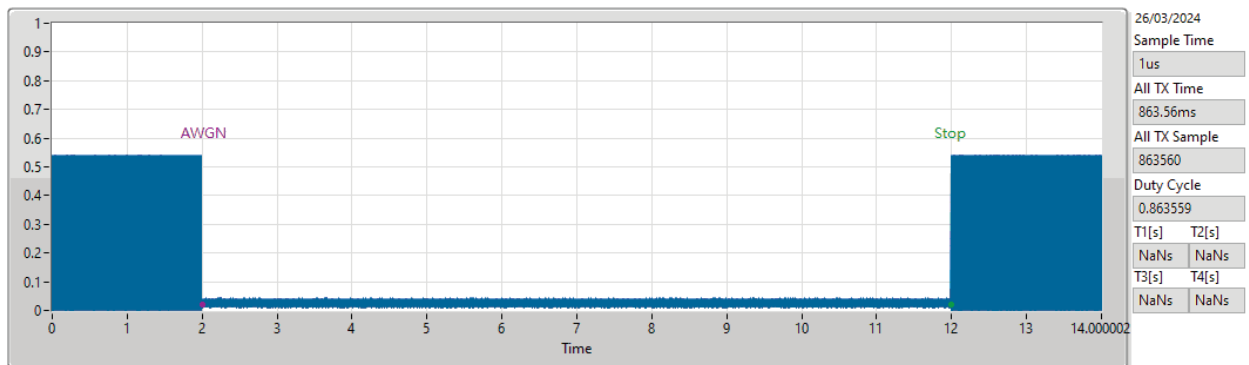
Time Analysis



Note : M1 : Inject AWGN signal ; M2 : Remove AWGN signal.

Test CH 213 ; Incumbent signal 7015 MHz

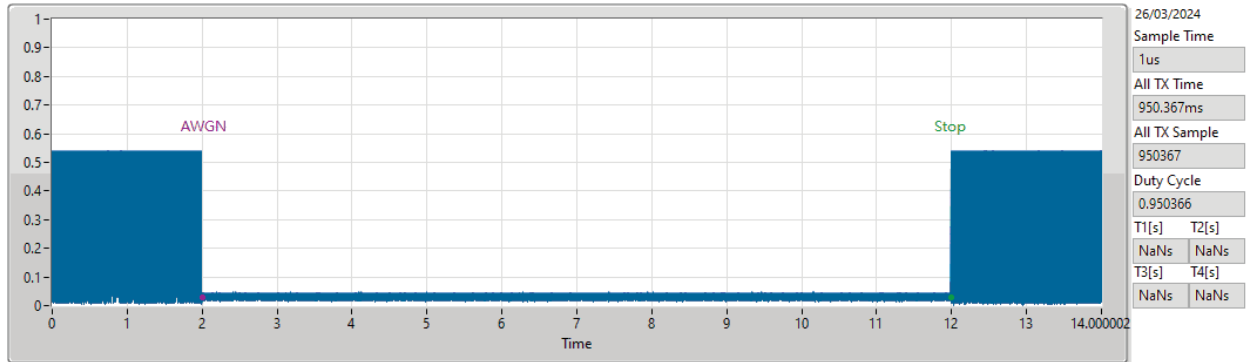
Time Analysis



Note : M1 : Inject AWGN signal ; M2 : Remove AWGN signal.

Test CH 31 ; Incumbent signal 5950 MHz

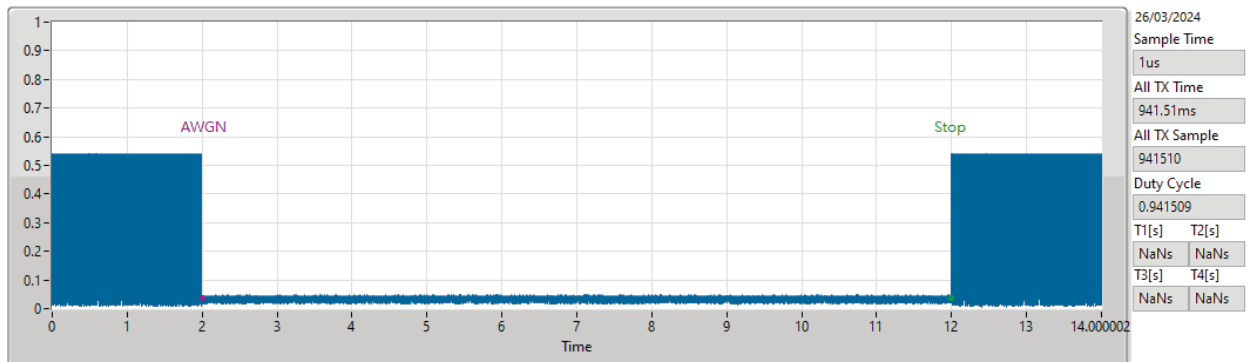
Time Analysis



Note : M1 : Inject AWGN signal ; M2 : Remove AWGN signal.

Test CH 31 ; Incumbent signal 6105 MHz

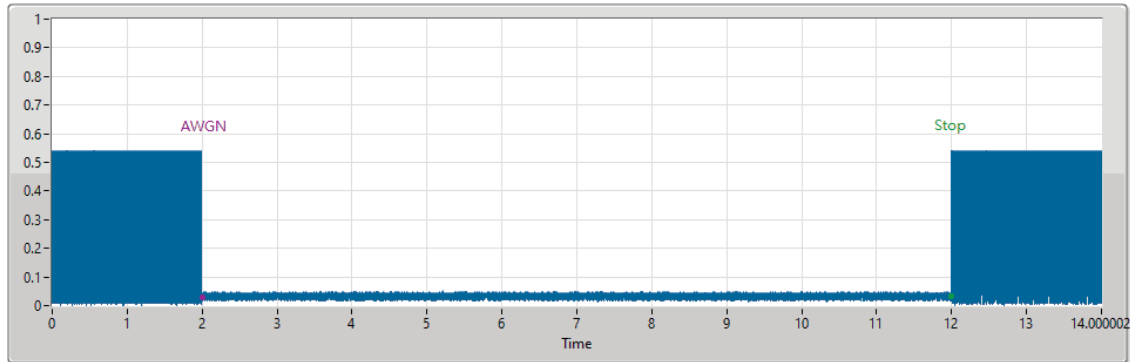
Time Analysis



Note : M1 : Inject AWGN signal ; M2 : Remove AWGN signal.

Test CH 31 ; Incumbent signal 6260 MHz

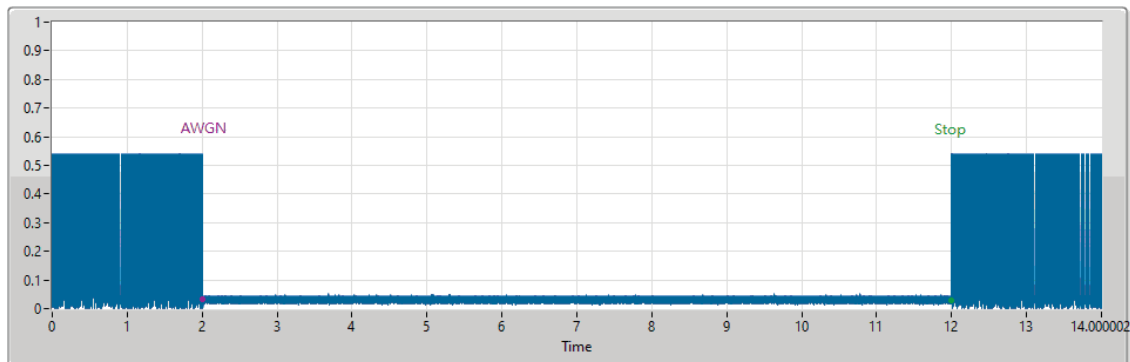
Time Analysis



Note : M1 : Inject AWGN signal ; M2 : Remove AWGN signal.

Test CH 95 ; Incumbent signal 6270 MHz

Time Analysis

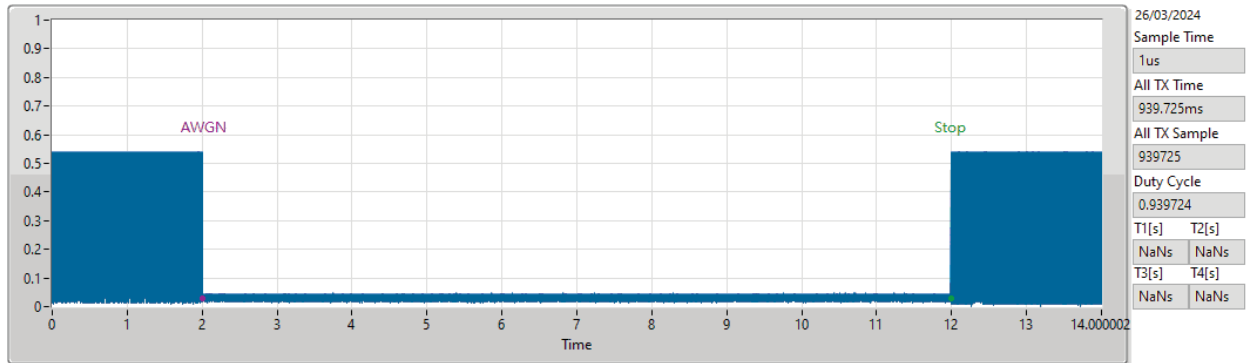


Note : M1 : Inject AWGN signal ; M2 : Remove AWGN signal.



Test CH 95 ; Incumbent signal 6425 MHz

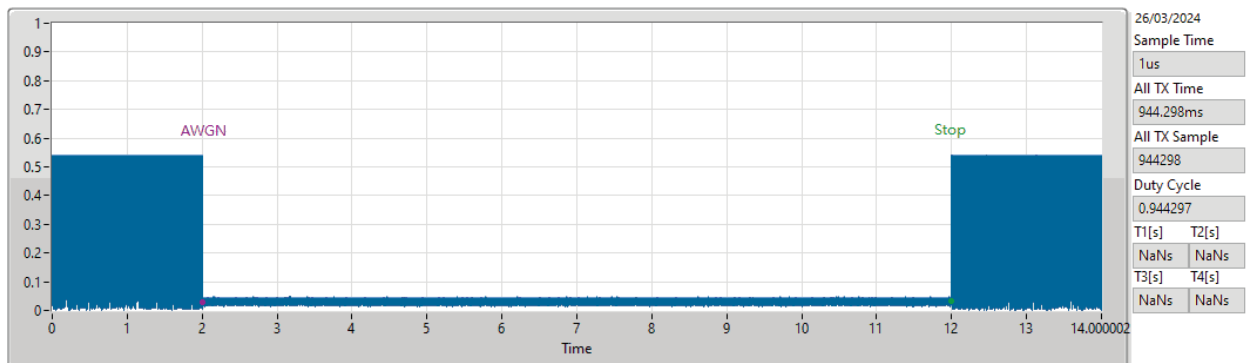
Time Analysis



Note : M1 : Inject AWGN signal ; M2 : Remove AWGN signal.

Test CH 95 ; Incumbent signal 6580 MHz

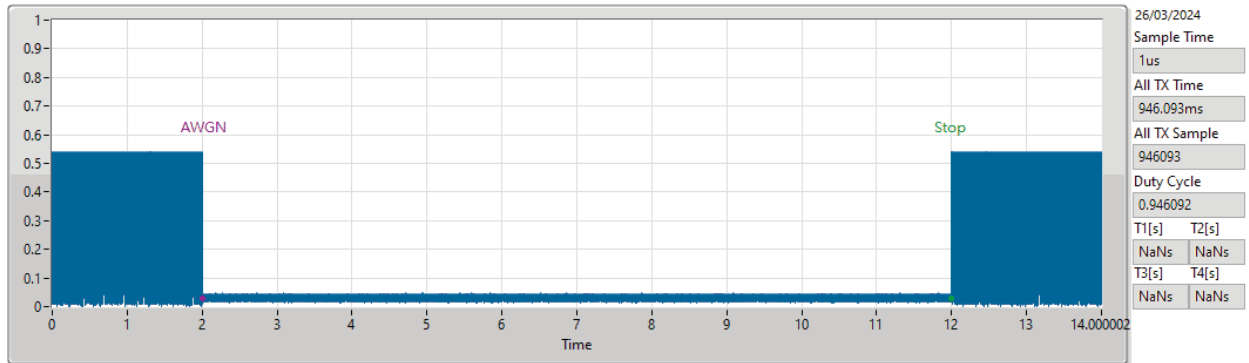
Time Analysis



Note : M1 : Inject AWGN signal ; M2 : Remove AWGN signal.

Test CH 127 ; Incumbent signal 6430 MHz

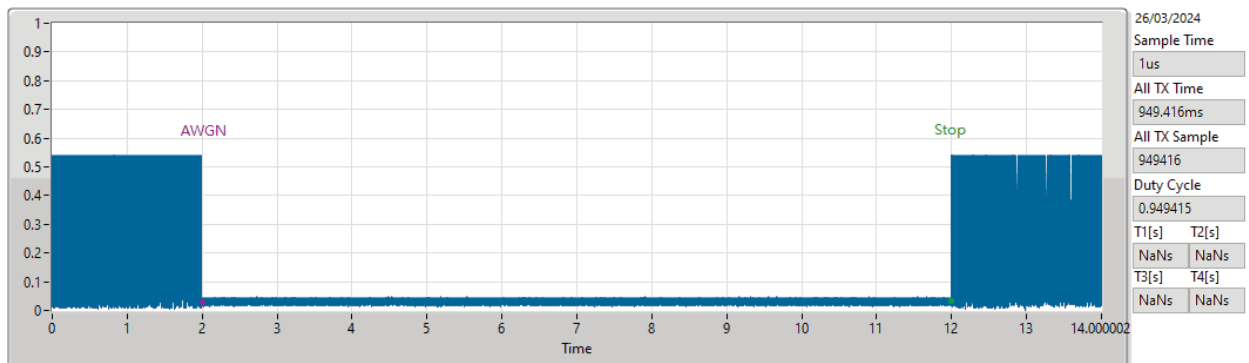
Time Analysis



Note : M1 : Inject AWGN signal ; M2 : Remove AWGN signal.

Test CH 127 ; Incumbent signal 6585 MHz

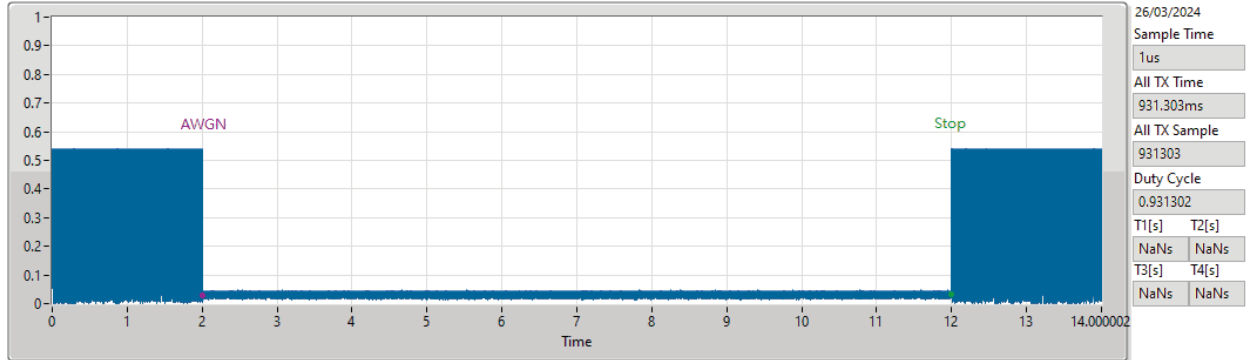
Time Analysis



Note : M1 : Inject AWGN signal ; M2 : Remove AWGN signal.

Test CH 127 ; Incumbent signal 6740 MHz

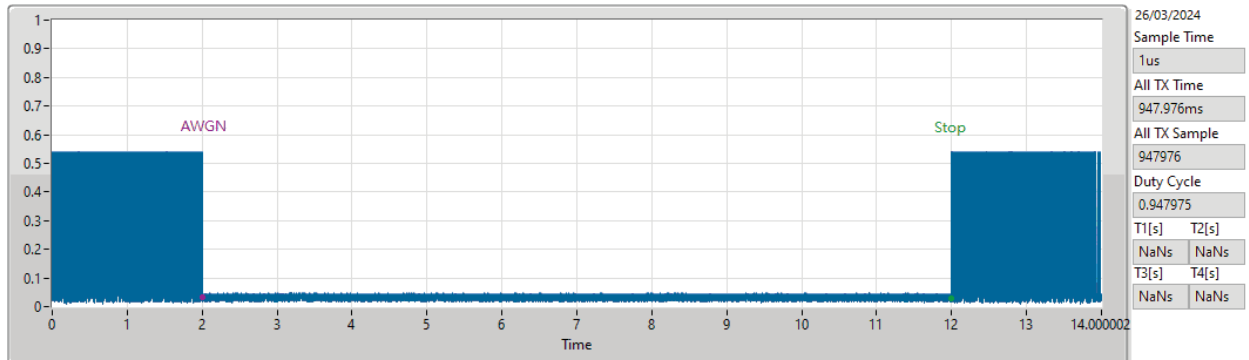
Time Analysis



Note : M1 : Inject AWGN signal ; M2 : Remove AWGN signal.

Test CH 191 ; Incumbent signal 6750 MHz

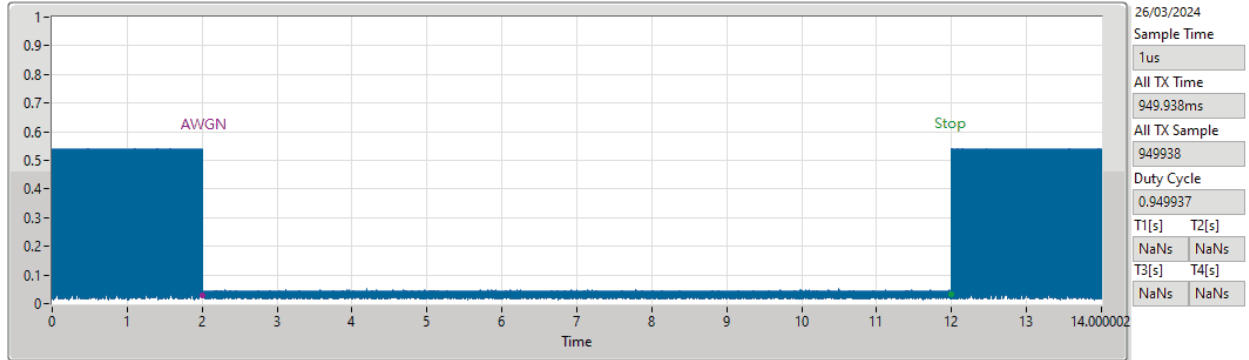
Time Analysis



Note : M1 : Inject AWGN signal ; M2 : Remove AWGN signal.

Test CH 191 ; Incumbent signal 6905 MHz

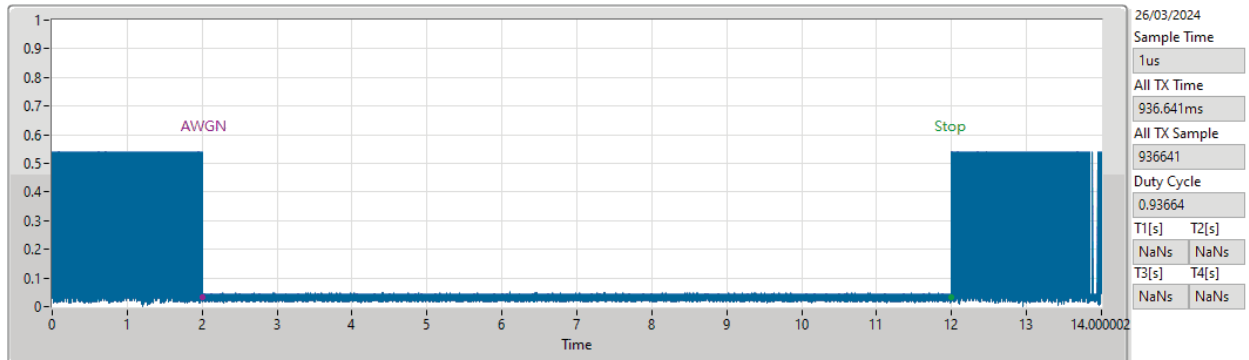
Time Analysis



Note : M1 : Inject AWGN signal ; M2 : Remove AWGN signal.

Test CH 191 ; Incumbent signal 7060 MHz

Time Analysis



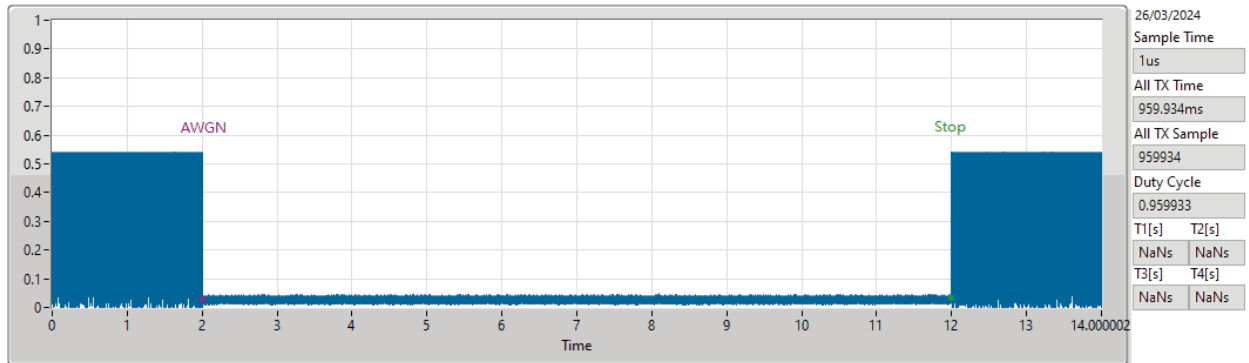
Note : M1 : Inject AWGN signal ; M2 : Remove AWGN signal.

Contention Based Protocol Threshold Level Verify Plot

Bandwidth (MHz): 20

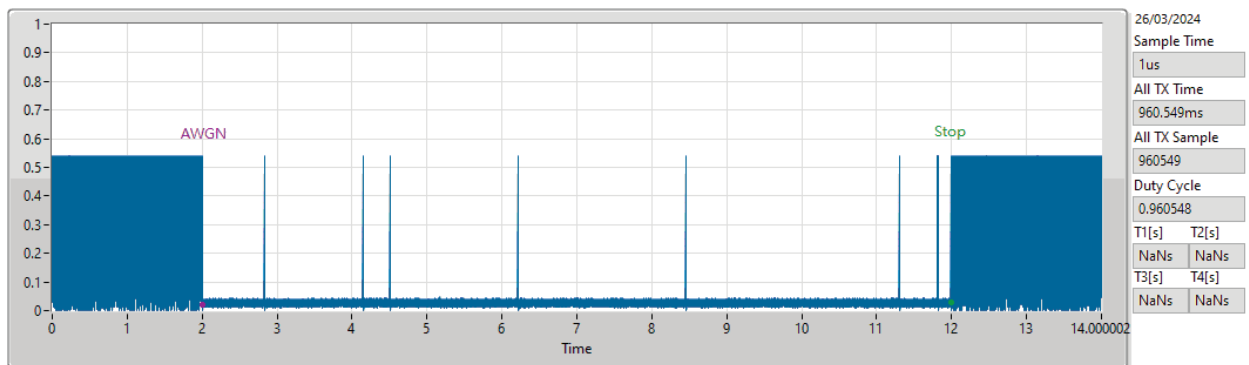
Frequency (MHz): 6215 MHz (Threshold Level: -62 dBm)

Time Analysis



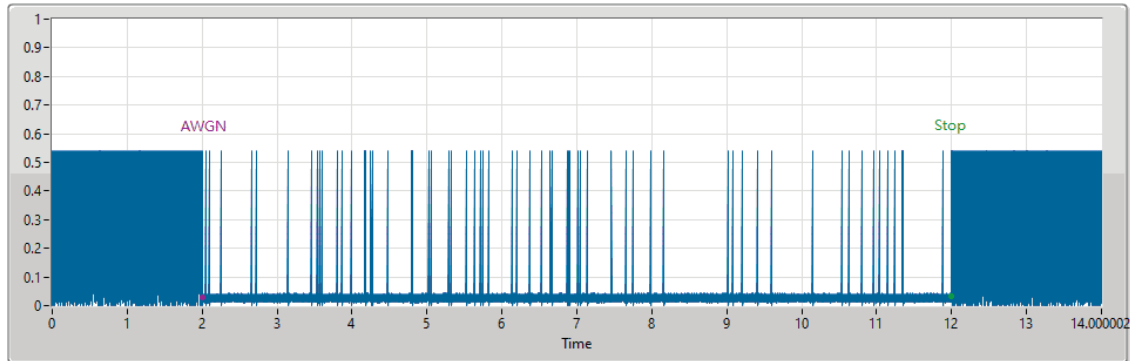
Frequency (MHz): 6215 MHz (Threshold Level: -70dBm)

Time Analysis



Frequency (MHz): 6215 MHz (Threshold Level: -71 dBm)

Time Analysis



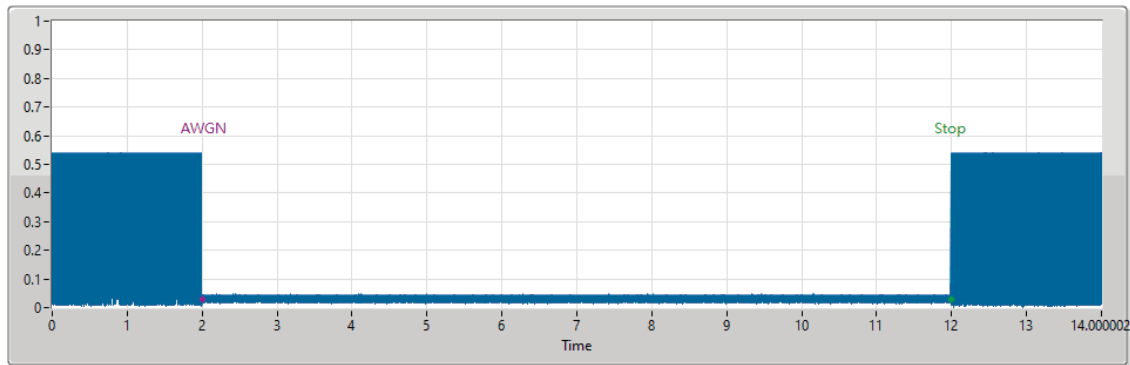
26/03/2024	
Sample Time	
1us	
All TX Time	
959.836ms	
All TX Sample	
959836	
Duty Cycle	
0.959835	
T1[s]	T2[s]
NaNs	NaNs
T3[s]	T4[s]
NaNs	NaNs

Contention Based Protocol Threshold Level Verify Plot

Bandwidth (MHz): 320

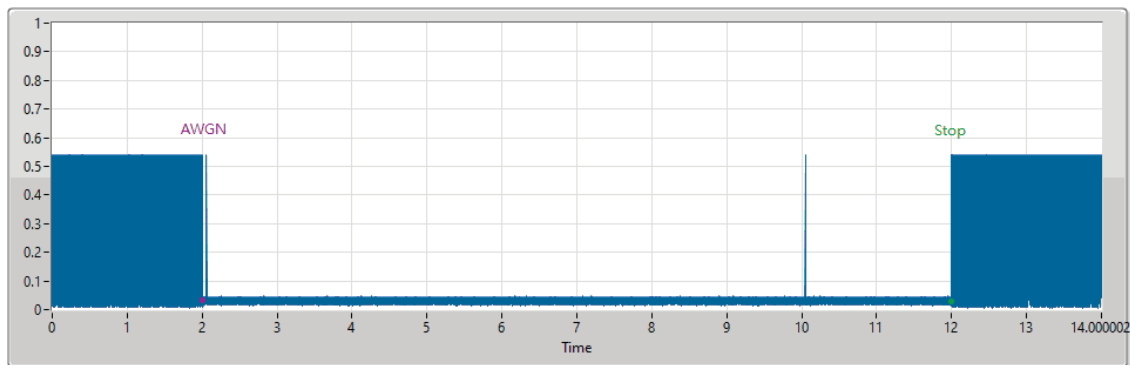
Frequency (MHz): 5950 MHz (Threshold Level: -70dBm)

Time Analysis



Frequency (MHz): 5950 MHz (Threshold Level: -73dBm)

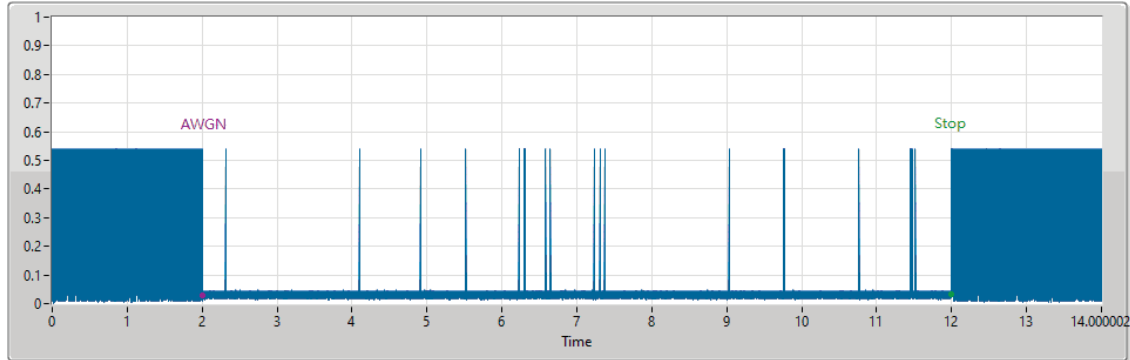
Time Analysis





Frequency (MHz): 5950 MHz (Threshold Level: -74dBm)

Time Analysis



26/03/2024
Sample Time
1us
All TX Time
948.768ms
All TX Sample
948768
Duty Cycle
0.948767
T1[s] T2[s]
NaNs NaNs
T3[s] T4[s]
NaNs NaNs

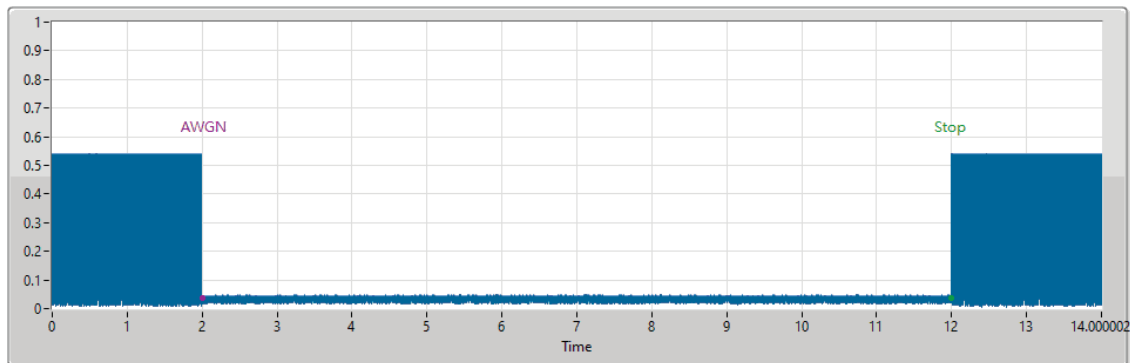


Contention Based Protocol Threshold Level Verify Plot

Bandwidth (MHz): 320

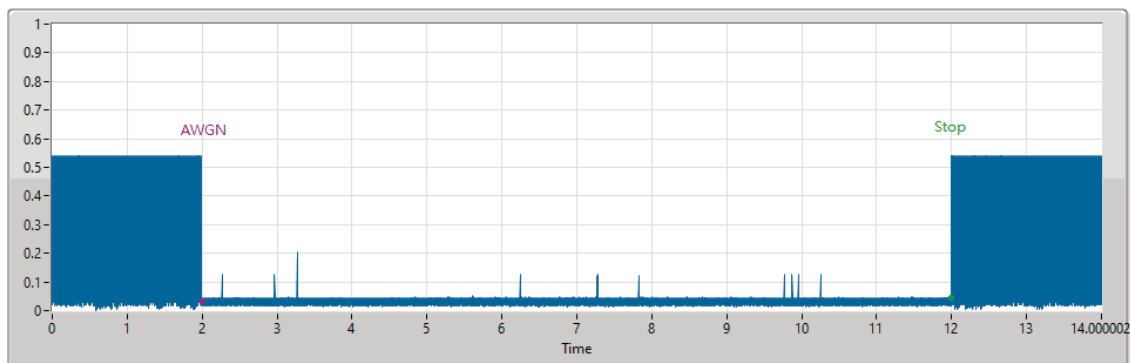
Frequency (MHz): 6105 MHz (Threshold Level: -58dBm)

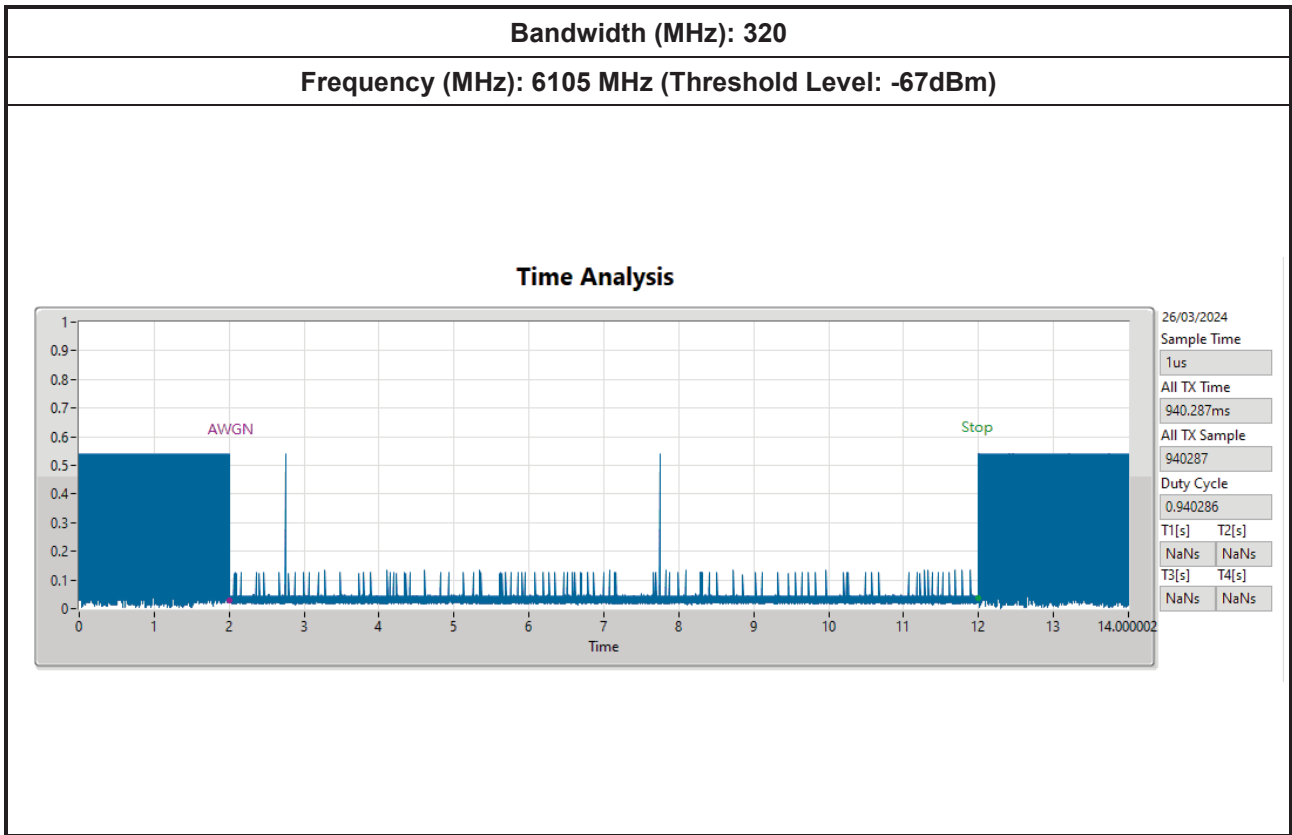
Time Analysis



Frequency (MHz): 6105 MHz (Threshold Level: -66dBm)

Time Analysis



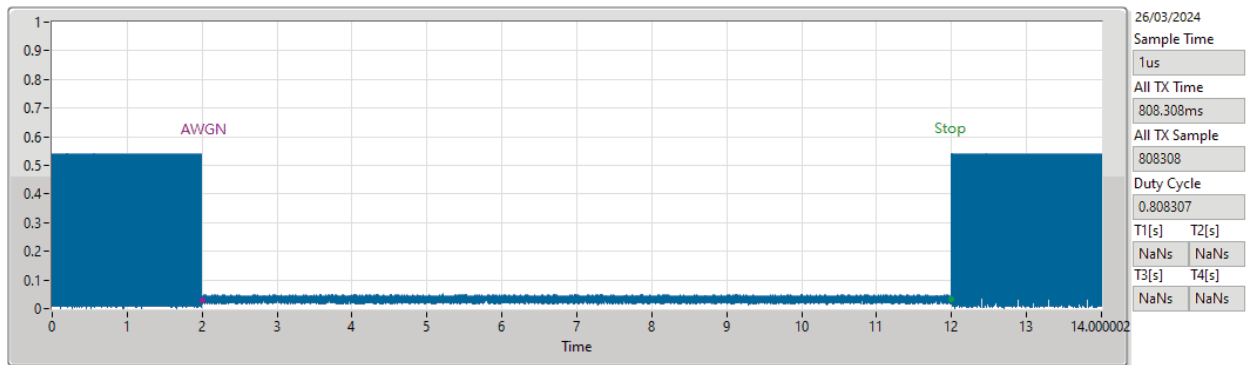


Contention Based Protocol Threshold Level Verify Plot

Bandwidth (MHz): 320

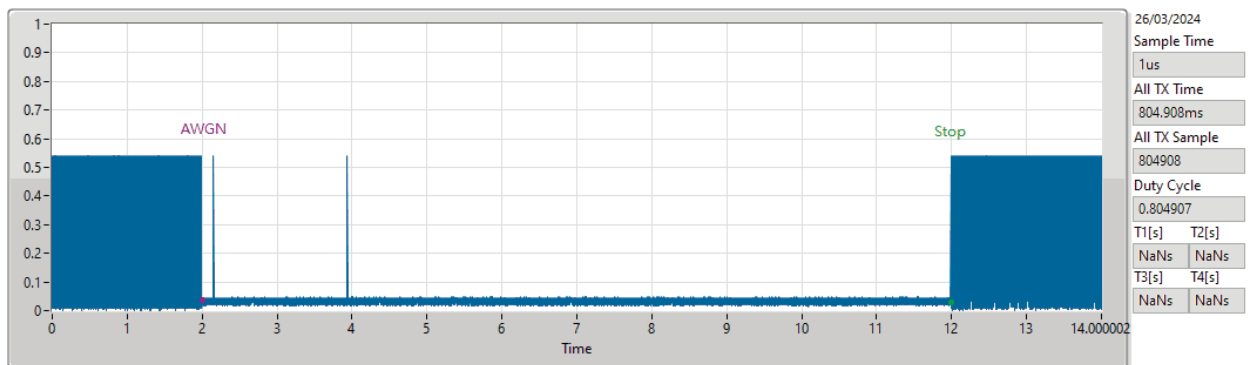
Frequency (MHz): 6260 MHz (Threshold Level: -68dBm)

Time Analysis



Frequency (MHz): 6260 MHz (Threshold Level: -69dBm)

Time Analysis





**Summary**

Mode	Result	Type	Freq (Hz)	Level (dBuV/m)	Limit (dBuV/m)	Margin (dB)	Condition
Mode 1	Pass	AV	15.71638G	47.68	54.00	-6.32	Horizontal

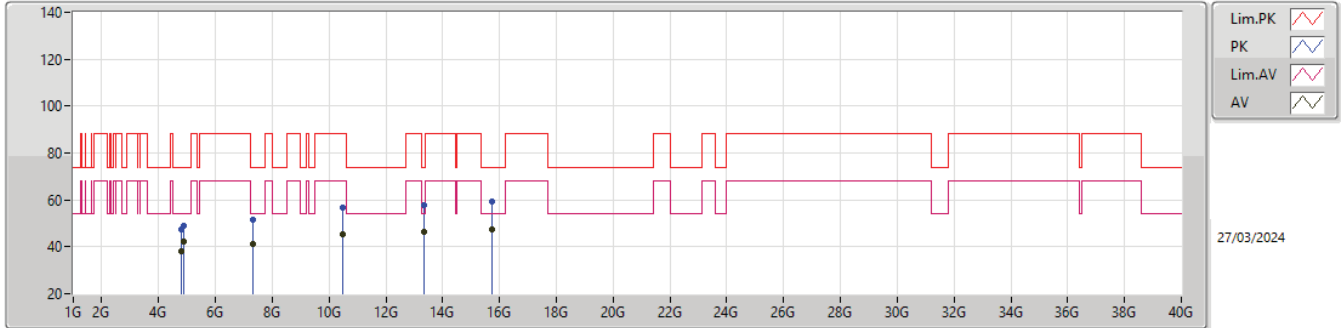


Result

Mode	Result	Type	Freq (Hz)	Level (dBuV/m)	Limit (dBuV/m)	Margin (dB)	Dist (m)	Condition	Azimuth (°)	Height (m)	Comments
Mode 1	Pass	AV	4.80453G	37.97	54.00	-16.03	3	Vertical	29	2.91	-
Mode 1	Pass	AV	4.87396G	42.33	54.00	-11.67	3	Vertical	59	2.75	-
Mode 1	Pass	AV	7.31348G	41.17	54.00	-12.83	3	Vertical	0	1.30	-
Mode 1	Pass	AV	10.4766G	45.40	68.20	-22.80	3	Vertical	300	2.91	-
Mode 1	Pass	AV	13.33812G	46.19	54.00	-7.81	3	Vertical	192	1.64	-
Mode 1	Pass	AV	15.71925G	47.50	54.00	-6.50	3	Vertical	152	1.50	-
Mode 1	Pass	PK	4.80492G	47.49	74.00	-26.51	3	Vertical	29	2.91	-
Mode 1	Pass	PK	4.8739G	48.80	74.00	-25.20	3	Vertical	59	2.75	-
Mode 1	Pass	PK	7.31292G	51.62	74.00	-22.38	3	Vertical	0	1.30	-
Mode 1	Pass	PK	10.47395G	56.96	88.20	-31.24	3	Vertical	300	2.91	-
Mode 1	Pass	PK	13.32555G	57.85	74.00	-16.15	3	Vertical	192	1.64	-
Mode 1	Pass	PK	15.71755G	59.49	74.00	-14.51	3	Vertical	152	1.50	-
Mode 1	Pass	AV	4.80454G	37.73	54.00	-16.27	3	Horizontal	356	1.53	-
Mode 1	Pass	AV	4.87394G	46.31	54.00	-7.69	3	Horizontal	360	1.50	-
Mode 1	Pass	AV	7.30932G	42.82	54.00	-11.18	3	Horizontal	295	1.44	-
Mode 1	Pass	AV	10.47408G	50.03	68.20	-18.17	3	Horizontal	274	2.18	-
Mode 1	Pass	AV	13.33964G	46.31	54.00	-7.69	3	Horizontal	350	1.50	-
Mode 1	Pass	AV	15.71638G	47.68	54.00	-6.32	3	Horizontal	292	1.85	-
Mode 1	Pass	PK	4.80477G	47.67	74.00	-26.33	3	Horizontal	356	1.53	-
Mode 1	Pass	PK	4.8739G	50.72	74.00	-23.28	3	Horizontal	360	1.50	-
Mode 1	Pass	PK	7.30925G	52.26	74.00	-21.74	3	Horizontal	295	1.44	-
Mode 1	Pass	PK	10.4746G	62.14	88.20	-26.06	3	Horizontal	274	2.18	-
Mode 1	Pass	PK	13.33534G	58.80	74.00	-15.20	3	Horizontal	70	1.74	-
Mode 1	Pass	PK	15.71578G	59.46	74.00	-14.54	3	Horizontal	292	1.85	-

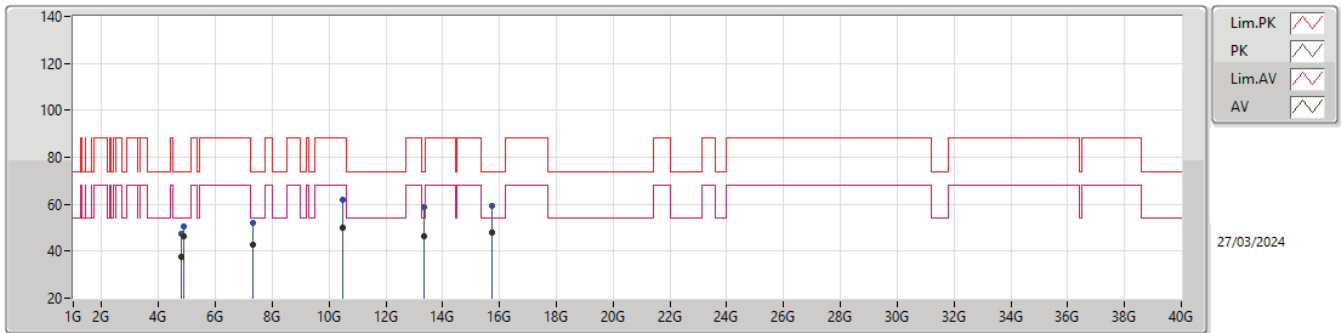


Radiated Emissions above 1GHz\_Mode 1



Type	Freq (Hz)	Level (dBuV/m)	Limit (dBuV/m)	Margin (dB)	Factor (dB/m)	Dist (m)	Condition	Azimuth (°)	Height (m)	Comment	Raw (dBuV/m)	AF (dB/m)	CL (dB)	PA (dB)
AV	4.80453G	37.97	54.00	-16.03	3.90	3	Vertical	29	2.91	-	34.07	32.22	6.51	34.83
AV	4.87396G	42.33	54.00	-11.67	4.28	3	Vertical	59	2.75	-	38.05	32.50	6.59	34.81
AV	7.31348G	41.17	54.00	-12.83	10.03	3	Vertical	0	1.30	-	31.14	36.65	8.30	34.92
AV	10.4766G	45.40	68.20	-22.80	14.03	3	Vertical	300	2.91	-	31.37	38.55	10.36	34.88
AV	13.33812G	46.19	54.00	-7.81	18.45	3	Vertical	192	1.64	-	27.74	39.85	11.50	32.90
AV	15.71925G	47.50	54.00	-6.50	16.86	3	Vertical	152	1.50	-	30.64	38.20	13.14	34.48
PK	4.80492G	47.49	74.00	-26.51	3.91	3	Vertical	29	2.91	-	43.58	32.22	6.52	34.83
PK	4.8739G	48.80	74.00	-25.20	4.28	3	Vertical	59	2.75	-	44.52	32.50	6.59	34.81
PK	7.31292G	51.62	74.00	-22.38	10.03	3	Vertical	0	1.30	-	41.59	36.65	8.30	34.92
PK	10.47395G	56.96	88.20	-31.24	14.03	3	Vertical	300	2.91	-	42.93	38.55	10.36	34.88
PK	13.32555G	57.85	74.00	-16.15	18.37	3	Vertical	192	1.64	-	39.48	39.80	11.49	32.92
PK	15.71755G	59.49	74.00	-14.51	16.87	3	Vertical	152	1.50	-	42.62	38.20	13.14	34.47

Radiated Emissions above 1GHz\_Mode 1



Type	Freq (Hz)	Level (dBuV/m)	Limit (dBuV/m)	Margin (dB)	Factor (dB/m)	Dist (m)	Condition	Azimuth (°)	Height (m)	Comment	Raw (dBuV/m)	AF (dB/m)	CL (dB)	PA (dB)
AV	4.80454G	37.73	54.00	-16.27	3.90	3	Horizontal	356	1.53	-	33.83	32.22	6.51	34.83
AV	4.87394G	46.31	54.00	-7.69	4.28	3	Horizontal	360	1.50	-	42.03	32.50	6.59	34.81
AV	7.30932G	42.82	54.00	-11.18	10.03	3	Horizontal	295	1.44	-	32.79	36.66	8.29	34.92
AV	10.47408G	50.03	68.20	-18.17	14.03	3	Horizontal	274	2.18	-	36.00	38.55	10.36	34.88
AV	13.33964G	46.31	54.00	-7.69	18.46	3	Horizontal	350	1.50	-	27.85	39.86	11.50	32.90
AV	15.71638G	47.68	54.00	-6.32	16.86	3	Horizontal	292	1.85	-	30.82	38.20	13.13	34.47
PK	4.80477G	47.67	74.00	-26.33	3.91	3	Horizontal	356	1.53	-	43.76	32.22	6.52	34.83
PK	4.8739G	50.72	74.00	-23.28	4.28	3	Horizontal	360	1.50	-	46.44	32.50	6.59	34.81
PK	7.30925G	52.26	74.00	-21.74	10.03	3	Horizontal	295	1.44	-	42.23	36.66	8.29	34.92
PK	10.4746G	62.14	88.20	-26.06	14.03	3	Horizontal	274	2.18	-	48.11	38.55	10.36	34.88
PK	13.33534G	58.80	74.00	-15.20	18.44	3	Horizontal	70	1.74	-	40.36	39.84	11.50	32.90
PK	15.71578G	59.46	74.00	-14.54	16.86	3	Horizontal	292	1.85	-	42.60	38.20	13.13	34.47