

U-NII-2C

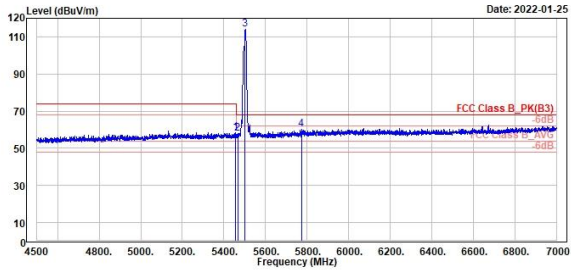
802.11a

CH 100 (Horizontal) Peak

CH 100 (Vertical) Peak



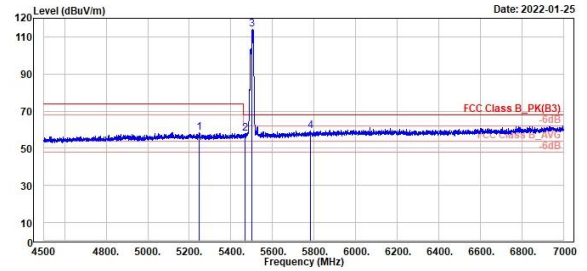
TUV Rheinland Taiwan Ltd.
No. 438-18, Sec 2, Fenliao, Linkou Dist., New Taipei City 244, Taiwan(R.O.C.)
Tel: +886-2172-1000 Fax: +886-2172-1322



Peak	Freq	Level	Read Level	Factor	Limit Line	Over Limit	APos	TPos	Remark	Pol/Phase	Note
	MHz	dBuV/m	dBuV	dB/m	dBuV/m	dB	cm	deg			
1	5457.58	58.22	14.96	43.26	74.00	-15.78	100	66	Peak	Horizontal	
2	5466.00	57.04	14.57	43.27	68.20	-10.36	100	66	Peak	Horizontal	
3 *	5508.00	114.02	70.73	43.29	68.20	45.82	100	66	Peak	Horizontal	
4	5772.50	60.18	16.40	43.78	68.20	-8.02	100	66	Peak	Horizontal	



TUV Rheinland Taiwan Ltd.
No. 438-18, Sec 2, Fenliao, Linkou Dist., New Taipei City 244, Taiwan(R.O.C.)
Tel: +886-2172-1000 Fax: +886-2172-1322



Peak	Freq	Level	Read Level	Factor	Limit Line	Over Limit	APos	TPos	Remark	Pol/Phase	Note
	MHz	dBuV/m	dBuV	dB/m	dBuV/m	dB	cm	deg			
1	5248.50	58.27	15.29	42.98	74.00	-15.73	262	58	Peak	Vertical	
2	5467.00	58.03	14.76	43.27	68.20	-10.17	262	58	Peak	Vertical	
3 *	5508.00	114.05	70.76	43.29	68.20	45.85	262	58	Peak	Vertical	
4	5781.50	59.19	15.40	43.79	68.20	-9.01	262	58	Peak	Vertical	

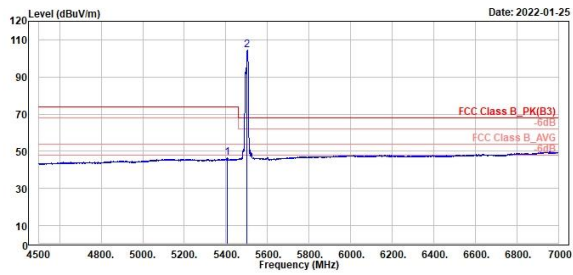
802.11a

CH 100 (Horizontal) Average

CH 100 (Vertical) Average



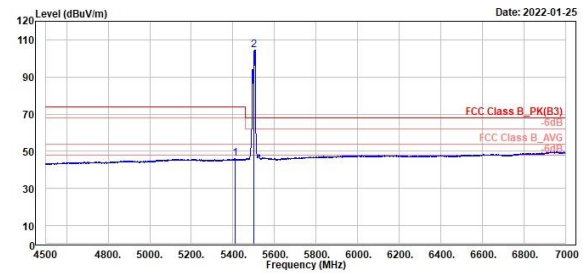
TÜV Rheinland Taiwan Ltd.
No. 438-18, Sec 2, Fenliao, Linkou Dist., New Taipei City 244, Taiwan(R.O.C.)
Tel: +886-2172-1000 Fax: +886-2172-1322



Freq	Level	Read Level	Factor	Limit Line	Over Limit	APos	TPos	Remark	Pol/Phase	Note
MHz	dBuV/m	dBuV	dB/m	dBuV/m	dB	cm	deg			
1	5486.58	46.55	3.33	43.22	54.00	-7.45	100	66 Average	Horizontal	
2 *	5590.00	104.68	61.31	43.29	54.00	50.68	100	66 Average	Horizontal	



TÜV Rheinland Taiwan Ltd.
No. 438-18, Sec 2, Fenliao, Linkou Dist., New Taipei City 244, Taiwan(R.O.C.)
Tel: +886-2172-1000 Fax: +886-2172-1322



Freq	Level	Read Level	Factor	Limit Line	Over Limit	APos	TPos	Remark	Pol/Phase	Note
MHz	dBuV/m	dBuV	dB/m	dBuV/m	dB	cm	deg			
1	5418.00	46.21	2.99	43.22	54.00	-7.79	262	58 Average	Vertical	
2 *	5590.00	104.70	61.41	43.29	54.00	50.70	262	58 Average	Vertical	

802.11a

CH 116 (Horizontal) Peak

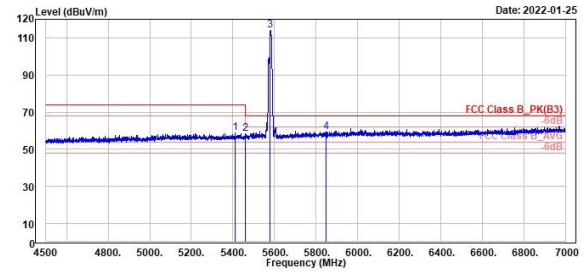
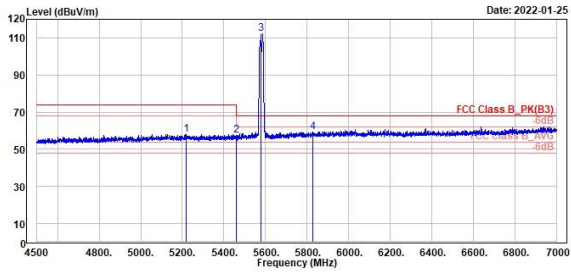
CH 116 (Vertical) Peak



TUV Rheinland Taiwan Ltd.
No. 438-18, Sec 2, Fenliao, Linkou Dist., New Taipei City 244, Taiwan(R.O.C.)
Tel: +886-2172-1000 Fax: +886-2172-1322



TUV Rheinland Taiwan Ltd.
No. 438-18, Sec 2, Fenliao, Linkou Dist., New Taipei City 244, Taiwan(R.O.C.)
Tel: +886-2172-1000 Fax: +886-2172-1322



	Read	Limit	Over	APos	TPos	Remark	Pol/Phase	Note
1	2	3	4	5	6	7	8	9
Freq	Level	Level	Factor	Line	Limit			
MHz	dBuV/m	dBuV	dB/m	dBuV/m	dB	cm	deg	
1	5320.58	58.83	15.81	43.82	74.00	-15.97	278	34 Peak Horizontal
2	5469.00	57.54	14.28	43.26	68.20	-18.66	278	34 Peak Horizontal
3 *	5589.00	112.30	68.90	43.40	68.20	44.10	278	34 Peak Horizontal
4	5826.58	59.48	15.56	43.92	68.20	-8.72	278	34 Peak Horizontal

	Read	Limit	Over	APos	TPos	Remark	Pol/Phase	Note
1	2	3	4	5	6	7	8	9
Freq	Level	Level	Factor	Line	Limit			
MHz	dBuV/m	dBuV	dB/m	dBuV/m	dB	cm	deg	
1	5489.50	58.78	15.56	43.22	74.00	-15.22	264	37 Peak Vertical
2	5469.50	58.42	15.16	43.26	68.20	-9.78	264	37 Peak Vertical
3 *	5589.00	114.21	70.81	43.40	68.20	46.01	264	37 Peak Vertical
4	5849.50	59.52	15.53	43.99	68.20	-8.68	264	37 Peak Vertical

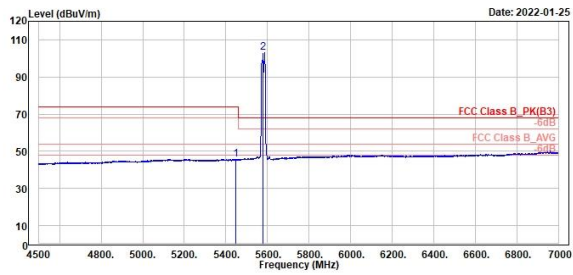
802.11a

CH 116 (Horizontal) Average

CH 116 (Vertical) Average



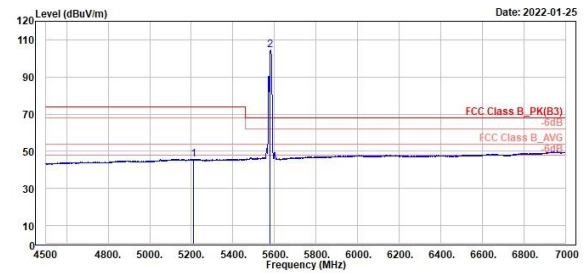
TUV Rheinland Taiwan Ltd.
No. 438-18, Sec 2, Fenliao, Linkou Dist., New Taipei City 244, Taiwan(R.O.C.)
Tel: +886-2172-1000 Fax: +886-2172-1322



Freq	Level	Read Level	Factor	Limit Line	Over Limit	APos	TPos	Remark	Pol/Phase	Note
MHz	dBuV/m	dBuV	dB/m	dBuV/m	dB	cm	deg			
1	5449.00	45.78	2.53	43.25	54.00	-8.22	278	34 Average	Horizontal	
2 *	5580.00	103.11	59.71	43.40	54.00	49.11	278	34 Average	Horizontal	



TUV Rheinland Taiwan Ltd.
No. 438-18, Sec 2, Fenliao, Linkou Dist., New Taipei City 244, Taiwan(R.O.C.)
Tel: +886-2172-1000 Fax: +886-2172-1322



Freq	Level	Read Level	Factor	Limit Line	Over Limit	APos	TPos	Remark	Pol/Phase	Note
MHz	dBuV/m	dBuV	dB/m	dBuV/m	dB	cm	deg			
1	5218.00	45.84	2.81	43.03	54.00	-8.16	264	37 Average	Vertical	
2 *	5580.00	104.47	61.07	43.40	54.00	50.47	264	37 Average	Vertical	

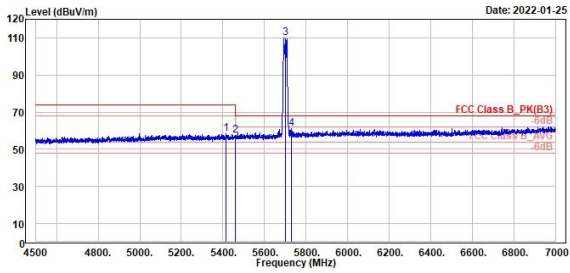
802.11a

CH 140 (Horizontal) Peak

CH 140 (Vertical) Peak



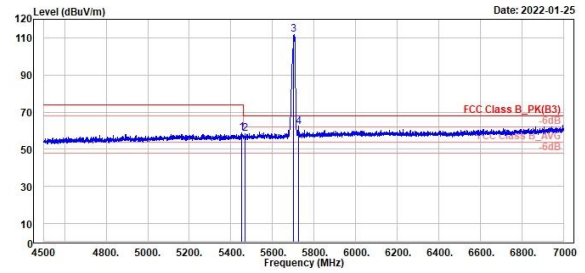
TUV Rheinland Taiwan Ltd.
No. 438-18, Sec 2, Fenliao, Linkou Dist., New Taipei City 244, Taiwan(R.O.C.)
Tel: +886-2172-1000 Fax: +886-2172-1322



Peak	Freq	Level	Read Level	Factor	Limit Line	Over Limit	APos	TPos	Remark	Pol/Phase	Note
	MHz	dBuV/m	dBuV	dB/m	dBuV/m	dB	cm	deg			
1	5416.00	58.41	15.19	43.22	74.00	-15.59	255	39	Peak	Horizontal	
2	5460.00	57.68	14.42	43.26	68.20	-10.52	255	39	Peak	Horizontal	
3 *	5708.00	110.05	66.39	43.66	68.20	41.85	255	39	Peak	Horizontal	
4	5729.00	61.16	17.47	43.69	68.20	-7.04	255	39	Peak	Horizontal	



TUV Rheinland Taiwan Ltd.
No. 438-18, Sec 2, Fenliao, Linkou Dist., New Taipei City 244, Taiwan(R.O.C.)
Tel: +886-2172-1000 Fax: +886-2172-1322



Peak	Freq	Level	Read Level	Factor	Limit Line	Over Limit	APos	TPos	Remark	Pol/Phase	Note
	MHz	dBuV/m	dBuV	dB/m	dBuV/m	dB	cm	deg			
1	5452.00	58.74	15.49	43.25	74.00	-15.26	271	45	Peak	Vertical	
2	5460.50	58.18	14.91	43.27	68.20	-10.02	271	45	Peak	Vertical	
3 *	5708.00	111.93	68.27	43.66	68.20	43.73	271	45	Peak	Vertical	
4	5725.00	62.11	18.42	43.69	68.20	-6.09	271	45	Peak	Vertical	

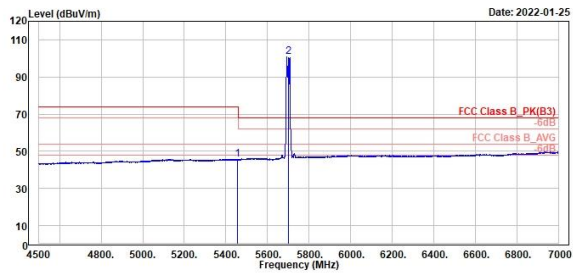
802.11a

CH 140 (Horizontal) Average

CH 140 (Vertical) Average



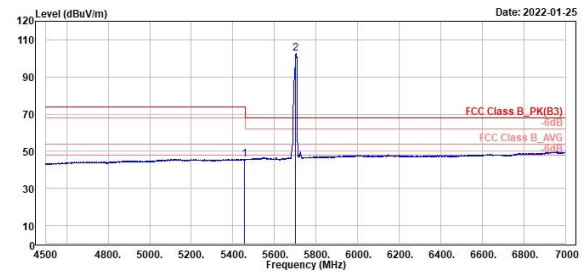
TÜV Rheinland Taiwan Ltd.
No. 438-18, Sec 2, Fenliao, Linkou Dist., New Taipei City 244, Taiwan(R.O.C.)
Tel: +886-2172-1000 Fax: +886-2172-1322



Freq	Level	Read Level	Factor	Limit Line	Over Limit	APos	TPos	Remark	Pol/Phase	Note
MHz	dBuV/m	dBuV	dB/m	dBuV/m	dB	cm	deg			
1	5455.58	45.71	2.45	43.26	54.00	-8.29	255	39 Average	Horizontal	
2 *	5700.00	100.90	57.24	43.66	54.00	46.90	255	39 Average	Horizontal	



TÜV Rheinland Taiwan Ltd.
No. 438-18, Sec 2, Fenliao, Linkou Dist., New Taipei City 244, Taiwan(R.O.C.)
Tel: +886-2172-1000 Fax: +886-2172-1322



Freq	Level	Read Level	Factor	Limit Line	Over Limit	APos	TPos	Remark	Pol/Phase	Note
MHz	dBuV/m	dBuV	dB/m	dBuV/m	dB	cm	deg			
1	5454.50	45.76	2.50	43.26	54.00	-8.24	271	45 Average	Vertical	
2 *	5700.00	102.61	58.95	43.66	54.00	48.61	271	45 Average	Vertical	

802.11ax HE20

CH 100 (Horizontal) Peak

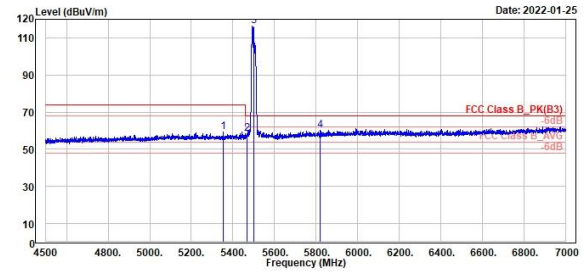
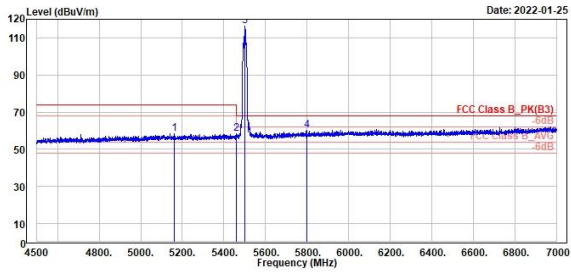
CH 100 (Vertical) Peak



TUV Rheinland Taiwan Ltd.
No. 438-18, Sec 2, Fenliao, Linkou Dist., New Taipei City 244, Taiwan(R.O.C.)
Tel: +886-2172-1000 Fax: +886-2172-1322



TUV Rheinland Taiwan Ltd.
No. 438-18, Sec 2, Fenliao, Linkou Dist., New Taipei City 244, Taiwan(R.O.C.)
Tel: +886-2172-1000 Fax: +886-2172-1322



Read	Limit	Over	APos	TPos	Remark	Pol/Phase	Note			
Level	Line	Limit								
Factor										
dBuV	dB/m	dBuV/m	cm	deg						
1	5162.58	58.53	15.59	42.94	74.00	-15.47	228	18 Peak	Horizontal	
2	5460.58	58.53	15.27	43.26	68.20	-9.67	228	18 Peak	Horizontal	
3	5500.00	116.37	73.08	43.29	68.20	48.17	228	18 Peak	Horizontal	
4	5800.00	60.02	16.17	43.85	68.20	-8.18	228	18 Peak	Horizontal	

Read	Limit	Over	APos	TPos	Remark	Pol/Phase	Note			
Level	Line	Limit								
Factor										
dBuV	dB/m	dBuV/m	cm	deg						
1	5353.00	59.41	16.43	42.98	74.00	-14.59	191	38 Peak	Vertical	
2	5469.58	58.47	15.20	43.27	68.20	-9.73	191	38 Peak	Vertical	
3	5500.00	116.20	72.91	43.29	68.20	46.00	191	38 Peak	Vertical	
4	5821.00	60.17	16.26	43.91	68.20	-8.03	191	38 Peak	Vertical	

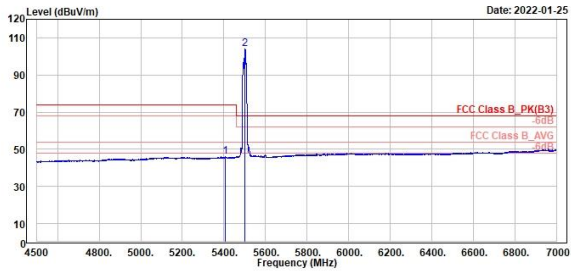
802.11ax HE20

CH 100 (Horizontal) Average

CH 100 (Vertical) Average



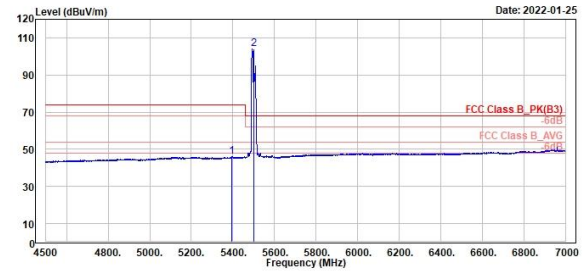
TUV Rheinland Taiwan Ltd.
No. 438-18, Sec 2, Fenliao, Linkou Dist., New Taipei City 244, Taiwan(R.O.C.)
Tel: +886-2172-1000 Fax: +886-2172-1322



Freq	Level	Read Level	Factor	Limit Line	Over Limit	APos	TPos	Remark	Pol/Phase	Note
MHz	dBuV/m	dBuV	dB/m	dBuV/m	dB	cm	deg			
1	5486.58	45.95	2.73	43.22	54.00	-8.05	228	18 Average	Horizontal	
2 *	5590.00	104.83	60.74	43.29	54.00	58.83	228	18 Average	Horizontal	



TUV Rheinland Taiwan Ltd.
No. 438-18, Sec 2, Fenliao, Linkou Dist., New Taipei City 244, Taiwan(R.O.C.)
Tel: +886-2172-1000 Fax: +886-2172-1322



Freq	Level	Read Level	Factor	Limit Line	Over Limit	APos	TPos	Remark	Pol/Phase	Note
MHz	dBuV/m	dBuV	dB/m	dBuV/m	dB	cm	deg			
1	5395.00	46.10	2.91	43.19	54.00	-7.90	191	38 Average	Vertical	
2 *	5590.00	103.88	60.59	43.29	54.00	49.88	191	38 Average	Vertical	

802.11ax HE20

CH 116 (Horizontal) Peak

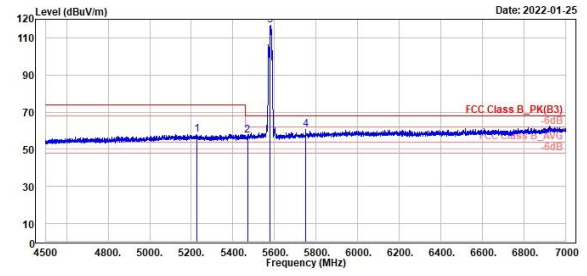
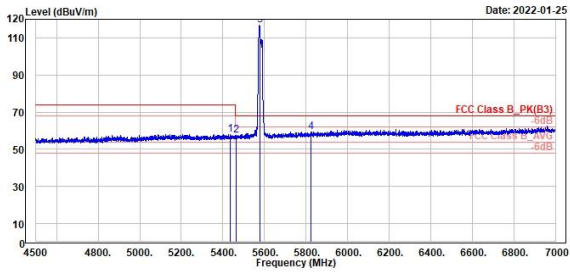
CH 116 (Vertical) Peak



TUV Rheinland Taiwan Ltd.
No. 438-18, Sec 2, Fenliao, Linkou Dist., New Taipei City 244, Taiwan(R.O.C.)
Tel: +886-2172-1000 Fax: +886-2172-1322



TUV Rheinland Taiwan Ltd.
No. 438-18, Sec 2, Fenliao, Linkou Dist., New Taipei City 244, Taiwan(R.O.C.)
Tel: +886-2172-1000 Fax: +886-2172-1322



Peak	Freq	Level	Read	Limit	Over	APos	TPos	Remark	Pol/Phase	Note
	MHz	dBuV/m	dBuV	dB/m	dBuV/m	dB	cm	deg		
1	5434.00	58.14	14.90	43.24	74.00	-15.86	228	23 Peak	Horizontal	
2	5462.00	57.30	14.04	43.26	68.20	-10.90	228	23 Peak	Horizontal	
3 *	5580.00	116.90	73.50	43.40	68.20	48.70	228	23 Peak	Horizontal	
4	5822.00	59.50	15.59	43.91	68.20	-8.70	228	23 Peak	Horizontal	

Peak	Freq	Level	Read	Limit	Over	APos	TPos	Remark	Pol/Phase	Note
	MHz	dBuV/m	dBuV	dB/m	dBuV/m	dB	cm	deg		
1	5226.50	57.80	14.97	43.81	74.00	-16.02	244	61 Peak	Vertical	
2	5470.00	57.43	14.16	43.27	68.20	-10.77	244	61 Peak	Vertical	
3 *	5580.00	116.60	73.20	43.40	68.20	48.40	244	61 Peak	Vertical	
4	5749.00	60.50	16.79	43.71	68.20	-7.70	244	61 Peak	Vertical	

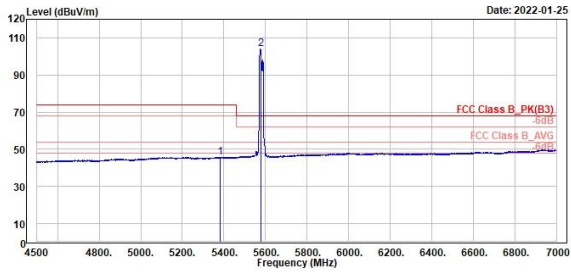
802.11ax HE20

CH 116 (Horizontal) Average

CH 116 (Vertical) Average



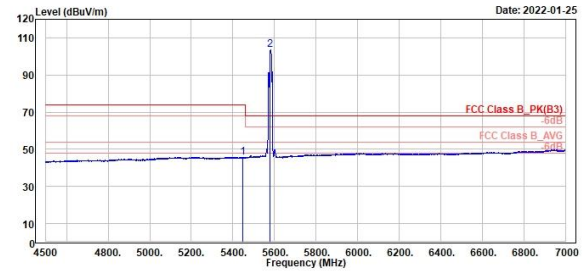
TUV Rheinland Taiwan Ltd.
No. 438-18, Sec 2, Fenliao, Linkou Dist., New Taipei City 244, Taiwan(R.O.C.)
Tel: +886-2172-1000 Fax: +886-2172-1322



Freq	Level	Read	Limit	Over	APos	TPos	Remark	Pol/Phase	Note
MHz	dBuV/m	dBuV	dB/m	dBuV/m	dB	cm	deg		
1	5382.58	45.76	2.63	43.13	54.00	-8.24	228	23	Average Horizontal
2 *	5580.00	104.19	60.79	43.40	54.00	58.19	228	23	Average Horizontal



TUV Rheinland Taiwan Ltd.
No. 438-18, Sec 2, Fenliao, Linkou Dist., New Taipei City 244, Taiwan(R.O.C.)
Tel: +886-2172-1000 Fax: +886-2172-1322



Freq	Level	Read	Limit	Over	APos	TPos	Remark	Pol/Phase	Note
MHz	dBuV/m	dBuV	dB/m	dBuV/m	dB	cm	deg		
1	5449.50	45.85	2.60	43.25	54.00	-8.15	244	61	Average Vertical
2 *	5580.00	103.74	60.34	43.40	54.00	49.74	244	61	Average Vertical

802.11ax HE20

CH 140 (Horizontal) Peak

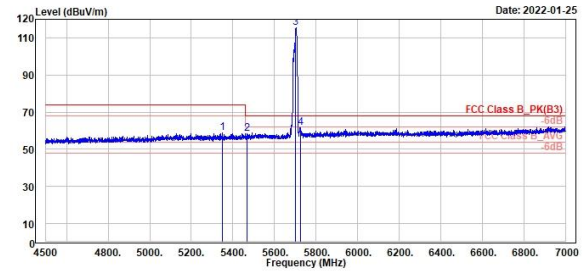
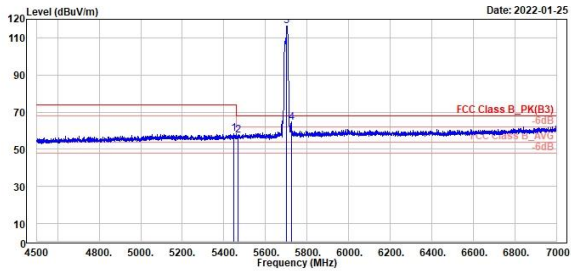
CH 140 (Vertical) Peak



TUV Rheinland Taiwan Ltd.
No. 438-18, Sec 2, Fenliao, Linkou Dist., New Taipei City 244, Taiwan(R.O.C.)
Tel: +886-2172-1000 Fax: +886-2172-1322



TUV Rheinland Taiwan Ltd.
No. 438-18, Sec 2, Fenliao, Linkou Dist., New Taipei City 244, Taiwan(R.O.C.)
Tel: +886-2172-1000 Fax: +886-2172-1322



Peak	Freq	Level	Read Level	Factor	Limit Line	Over Limit	APos	TPos	Remark	Pol/Phase	Note
	MHz	dBuV/m	dBuV	dB/m	dBuV/m	dB	cm	deg			
1	5446.58	58.49	15.24	43.25	74.00	-15.51	191	55	Peak	Horizontal	
2	5469.00	57.52	14.25	43.27	68.20	-10.68	191	55	Peak	Horizontal	
3 *	5708.00	116.41	72.75	43.66	68.20	48.21	191	55	Peak	Horizontal	
4 !	5725.00	64.33	20.64	43.69	68.20	-3.87	191	55	Peak	Horizontal	

Peak	Freq	Level	Read Level	Factor	Limit Line	Over Limit	APos	TPos	Remark	Pol/Phase	Note
	MHz	dBuV/m	dBuV	dB/m	dBuV/m	dB	cm	deg			
1	5358.50	58.97	16.00	42.97	74.00	-15.03	227	57	Peak	Vertical	
2	5469.00	58.41	15.14	43.27	68.20	-9.79	227	57	Peak	Vertical	
3 *	5708.00	115.28	71.62	43.66	68.20	47.08	227	57	Peak	Vertical	
4	5725.00	61.50	17.81	43.69	68.20	-6.70	227	57	Peak	Vertical	

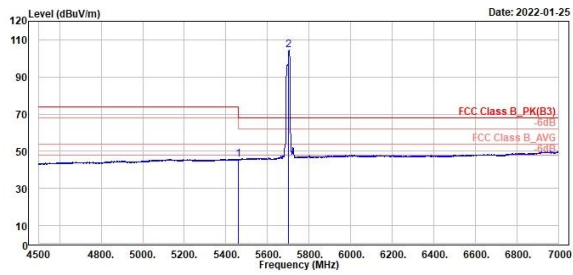
802.11ax HE20

CH 140 (Horizontal) Average

CH 140 (Vertical) Average



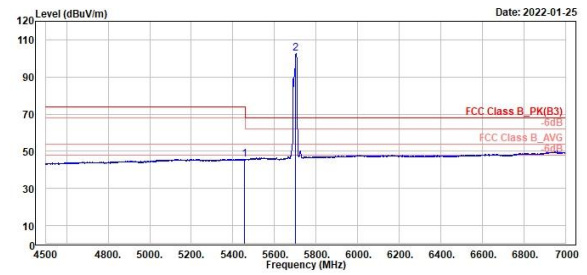
TUV Rheinland Taiwan Ltd.
No. 438-18, Sec 2, Fenliao, Linkou Dist., New Taipei City 244, Taiwan(R.O.C.)
Tel: +886-2172-1000 Fax: +886-2172-1322



Freq	Level	Read Level	Factor	Limit Line	Over Limit	APos	TPos	Remark	Pol/Phase	Note
MHz	dBuV/m	dBuV	dB/m	dBuV/m	dB	cm	deg			
1	5459.00	45.80	2.54	43.26	54.00	-8.20	191	55 Average	Horizontal	
2 *	5700.00	104.30	60.64	43.66	54.00	50.30	191	55 Average	Horizontal	



TUV Rheinland Taiwan Ltd.
No. 438-18, Sec 2, Fenliao, Linkou Dist., New Taipei City 244, Taiwan(R.O.C.)
Tel: +886-2172-1000 Fax: +886-2172-1322



Freq	Level	Read Level	Factor	Limit Line	Over Limit	APos	TPos	Remark	Pol/Phase	Note
MHz	dBuV/m	dBuV	dB/m	dBuV/m	dB	cm	deg			
1	5454.00	45.79	2.53	43.26	54.00	-8.21	227	57 Average	Vertical	
2 *	5700.00	102.47	58.81	43.66	54.00	48.47	227	57 Average	Vertical	

802.11ax HE40

CH 102 (Horizontal) Peak

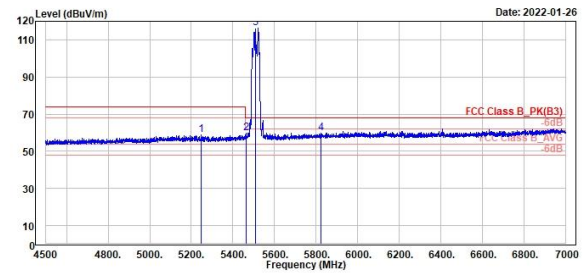
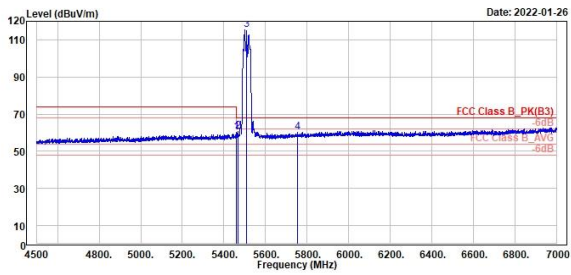
CH 102 (Vertical) Peak



TUV Rheinland Taiwan Ltd.
No. 438-18, Sec 2, Fenliao, Linkou Dist., New Taipei City 244, Taiwan(R.O.C.)
Tel: +886-2172-1000 Fax: +886-2172-1322



TUV Rheinland Taiwan Ltd.
No. 438-18, Sec 2, Fenliao, Linkou Dist., New Taipei City 244, Taiwan(R.O.C.)
Tel: +886-2172-1000 Fax: +886-2172-1322



Peak	Freq	Level	Read Level	Factor	Limit Line	Over Limit	APos	TPos	Remark	Pol/Phase	Note
	MHz	dBuV/m	dBuV	dB/m	dBuV/m	dB	cm	deg			
1	5459.50	60.21	16.95	43.26	74.00	-13.79	112	336	Peak	Horizontal	
2	5468.00	60.51	17.24	43.27	68.20	-7.69	112	336	Peak	Horizontal	
3 *	5518.00	115.65	72.33	43.32	68.20	47.45	112	336	Peak	Horizontal	
4	5754.50	60.24	16.52	43.72	68.20	-7.96	112	336	Peak	Horizontal	

Peak	Freq	Level	Read Level	Factor	Limit Line	Over Limit	APos	TPos	Remark	Pol/Phase	Note
	MHz	dBuV/m	dBuV	dB/m	dBuV/m	dB	cm	deg			
1	5249.00	59.04	16.06	42.98	74.00	-14.96	182	39	Peak	Vertical	
2	5462.00	59.69	16.43	43.26	68.20	-8.51	182	39	Peak	Vertical	
3 *	5518.00	116.28	72.96	43.32	68.20	48.08	182	39	Peak	Vertical	
4	5822.50	59.98	16.07	43.91	68.20	-8.22	182	39	Peak	Vertical	

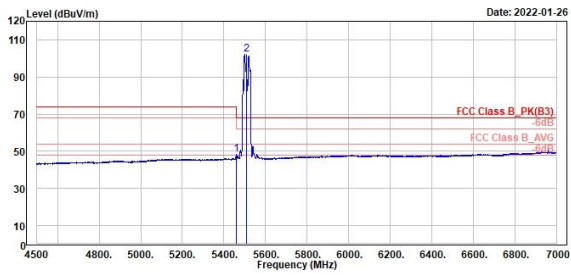
802.11ax HE40

CH 102 (Horizontal) Average

CH 102 (Vertical) Average



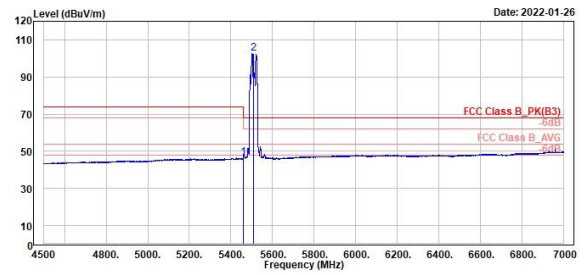
TUV Rheinland Taiwan Ltd.
No. 438-18, Sec 2, Fenliao, Linkou Dist., New Taipei City 244, Taiwan(R.O.C.)
Tel: +886-2172-1000 Fax: +886-2172-1322



Read	Level	Factor	Limit	Over	APos	TPos	Remark	Pol/Phase	Note
MHz	dBuV/m	dBuV	dB/m	dBuV/m	dB	cm	deg		
1	5459.58	48.27	5.01	43.26	54.00	-5.73	112	336 Average	Horizontal
2 *	5518.00	102.26	58.94	43.32	54.00	48.26	112	336 Average	Horizontal



TUV Rheinland Taiwan Ltd.
No. 438-18, Sec 2, Fenliao, Linkou Dist., New Taipei City 244, Taiwan(R.O.C.)
Tel: +886-2172-1000 Fax: +886-2172-1322



Read	Level	Factor	Limit	Over	APos	TPos	Remark	Pol/Phase	Note
MHz	dBuV/m	dBuV	dB/m	dBuV/m	dB	cm	deg		
1	5459.58	46.65	3.39	43.26	54.00	-7.35	182	39 Average	Vertical
2 *	5518.00	102.46	59.14	43.32	54.00	48.46	182	39 Average	Vertical

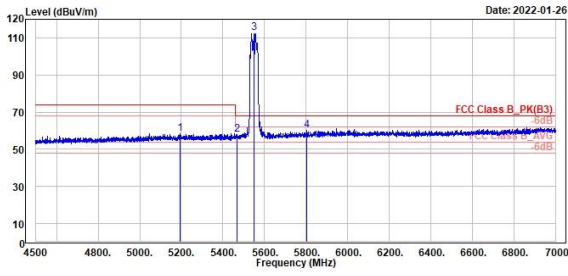
802.11ax HE40

CH 110 (Horizontal) Peak

CH 110 (Vertical) Peak



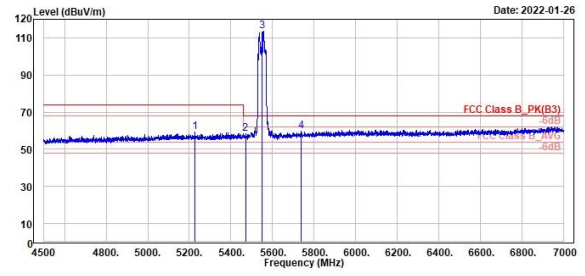
TUV Rheinland Taiwan Ltd.
No. 438-18, Sec 2, Fenliao, Linkou Dist., New Taipei City 244, Taiwan(R.O.C.)
Tel: +886-2172-1000 Fax: +886-2172-1322



Peak	Freq	Level	Read Level	Factor	Limit Line	Over Limit	APos	TPos	Remark	Pol/Phase	Note
	MHz	dBuV/m	dBuV	dB/m	dBuV/m	dB	cm	deg			
1	5196.00	58.48	15.45	43.03	74.00	-15.52	204	19	Peak	Horizontal	
2	5468.00	57.96	14.69	43.27	68.20	-10.24	204	19	Peak	Horizontal	
3 *	5559.00	112.49	69.05	43.44	68.20	44.29	204	19	Peak	Horizontal	
4	5802.50	60.03	16.17	43.86	68.20	-8.17	204	19	Peak	Horizontal	



TUV Rheinland Taiwan Ltd.
No. 438-18, Sec 2, Fenliao, Linkou Dist., New Taipei City 244, Taiwan(R.O.C.)
Tel: +886-2172-1000 Fax: +886-2172-1322



Peak	Freq	Level	Read Level	Factor	Limit Line	Over Limit	APos	TPos	Remark	Pol/Phase	Note
	MHz	dBuV/m	dBuV	dB/m	dBuV/m	dB	cm	deg			
1	5228.50	59.17	16.17	43.00	74.00	-14.83	200	45	Peak	Vertical	
2	5470.00	58.39	15.12	43.27	68.20	-9.81	200	45	Peak	Vertical	
3 *	5559.00	113.78	70.34	43.44	68.20	45.58	200	45	Peak	Vertical	
4	5736.00	59.76	16.06	43.70	68.20	-8.44	200	45	Peak	Vertical	

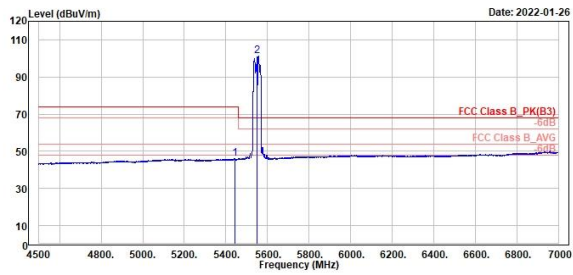
802.11ax HE40

CH 110 (Horizontal) Average

CH 110 (Vertical) Average



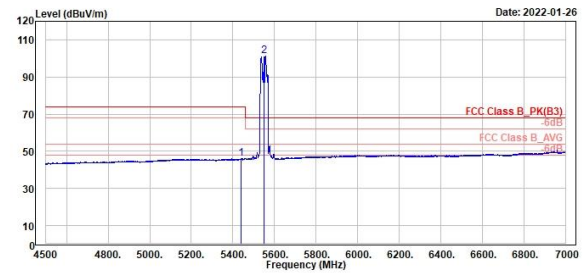
TUV Rheinland Taiwan Ltd.
No. 438-18, Sec 2, Fenliao, Linkou Dist., New Taipei City 244, Taiwan(R.O.C.)
Tel: +886-2172-1000 Fax: +886-2172-1322



Freq	Level	Read Level	Factor	Limit Line	Over Limit	APos	TPos	Remark	Pol/Phase	Note
MHz	dBuV/m	dBuV	dB/m	dBuV/m	dB	cm	deg			
1	5442.00	45.92	2.67	43.25	54.00	-8.08	204	19 Average	Horizontal	
2 *	5550.00	101.48	58.04	43.44	54.00	47.48	204	19 Average	Horizontal	



TUV Rheinland Taiwan Ltd.
No. 438-18, Sec 2, Fenliao, Linkou Dist., New Taipei City 244, Taiwan(R.O.C.)
Tel: +886-2172-1000 Fax: +886-2172-1322



Freq	Level	Read Level	Factor	Limit Line	Over Limit	APos	TPos	Remark	Pol/Phase	Note
MHz	dBuV/m	dBuV	dB/m	dBuV/m	dB	cm	deg			
1	5441.00	46.17	2.93	43.24	54.00	-7.83	200	45 Average	Vertical	
2 *	5550.00	101.51	58.07	43.44	54.00	47.51	200	45 Average	Vertical	

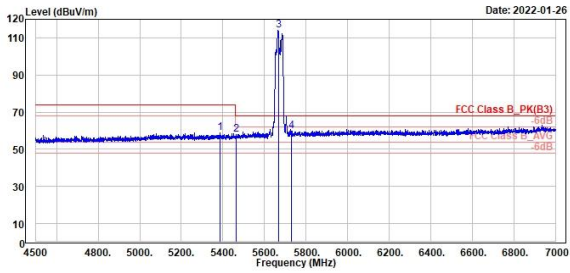
802.11ax HE40

CH 134 (Horizontal) Peak

CH 134 (Vertical) Peak



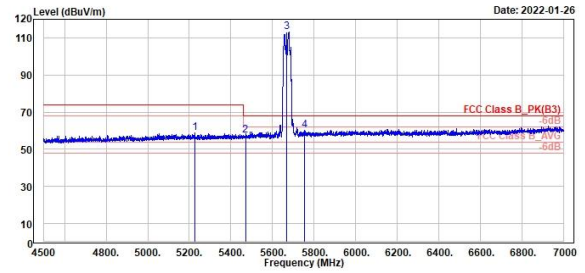
TUV Rheinland Taiwan Ltd.
No. 438-18, Sec 2, Fenliao, Linkou Dist., New Taipei City 244, Taiwan(R.O.C.)
Tel: +886-2172-1000 Fax: +886-2172-1322



Peak	Freq (MHz)	Level (dBuV/m)	Read Level (dBuV)	Factor (dB/m)	Limit Line (dBuV/m)	Over Limit (dB)	APos (cm)	TPos (deg)	Remark	Pol/Phase	Note
1	5385.50	58.94	15.80	43.14	74.00	-15.06	183	51	Peak	Horizontal	
2	5465.50	57.82	14.55	43.27	68.20	-10.38	183	51	Peak	Horizontal	
3 *	5679.00	113.99	70.47	43.52	68.20	45.79	183	51	Peak	Horizontal	
4	5728.00	60.00	16.31	43.69	68.20	-8.20	183	51	Peak	Horizontal	



TUV Rheinland Taiwan Ltd.
No. 438-18, Sec 2, Fenliao, Linkou Dist., New Taipei City 244, Taiwan(R.O.C.)
Tel: +886-2172-1000 Fax: +886-2172-1322



Peak	Freq (MHz)	Level (dBuV/m)	Read Level (dBuV)	Factor (dB/m)	Limit Line (dBuV/m)	Over Limit (dB)	APos (cm)	TPos (deg)	Remark	Pol/Phase	Note
1	5228.00	58.86	15.86	43.00	74.00	-15.14	201	43	Peak	Vertical	
2	5479.00	57.40	14.13	43.27	68.20	-10.80	201	43	Peak	Vertical	
3 *	5679.00	113.12	69.60	43.52	68.20	44.92	201	43	Peak	Vertical	
4	5755.50	60.29	16.57	43.72	68.20	-7.91	201	43	Peak	Vertical	

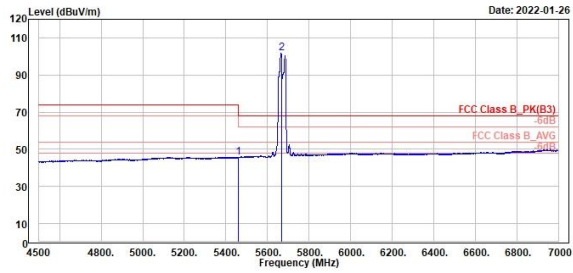
802.11ax HE40

CH 134 (Horizontal) Average

CH 134 (Vertical) Average



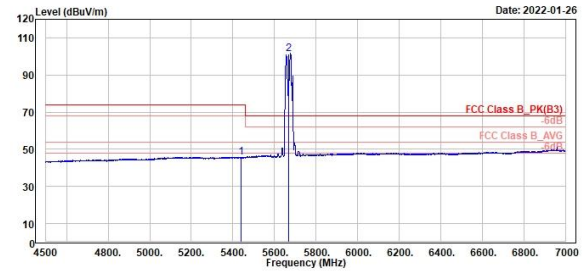
TUV Rheinland Taiwan Ltd.
No. 438-18, Sec 2, Fenliao, Linkou Dist., New Taipei City 244, Taiwan(R.O.C.)
Tel: +886-2172-1000 Fax: +886-2172-1322



Freq	Level	Read	Limit	Over	APos	TPos	Remark	Pol/Phase	Note
MHz	dBuV/m	dBuV	dB/m	dBuV/m	dB	cm	deg		
1	5459.58	45.76	2.50	43.26	54.00	-8.24	183	51 Average	Horizontal
2 *	5678.00	101.93	58.41	43.52	54.00	47.93	183	51 Average	Horizontal



TUV Rheinland Taiwan Ltd.
No. 438-18, Sec 2, Fenliao, Linkou Dist., New Taipei City 244, Taiwan(R.O.C.)
Tel: +886-2172-1000 Fax: +886-2172-1322



Freq	Level	Read	Limit	Over	APos	TPos	Remark	Pol/Phase	Note
MHz	dBuV/m	dBuV	dB/m	dBuV/m	dB	cm	deg		
1	5439.00	45.84	2.68	43.24	54.00	-8.16	201	43 Average	Vertical
2 *	5678.00	101.51	57.99	43.52	54.00	47.51	201	43 Average	Vertical

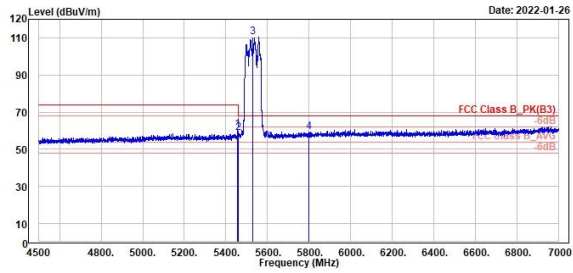
802.11ax HE80

CH 106 (Horizontal) Peak

CH 106 (Vertical) Peak



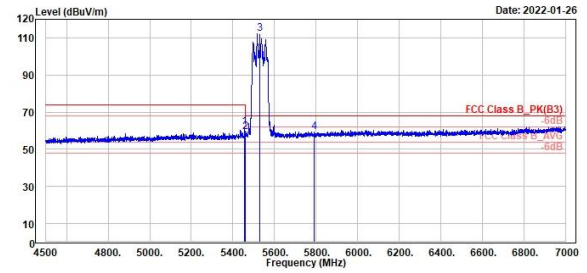
TUV Rheinland Taiwan Ltd.
No. 438-18, Sec 2, Fenliao, Linkou Dist., New Taipei City 244, Taiwan(R.O.C.)
Tel: +886-2172-1000 Fax: +886-2172-1322



	Read	Limit	Over	APos	TPos	Remark	Pol/Phase	Note	
1	5457.58	68.54	17.28	43.26	74.00	-13.46	120	19 Peak	Horizontal
2	5460.00	58.64	15.38	43.26	68.20	-9.56	120	19 Peak	Horizontal
3	5530.00	110.58	67.20	43.38	68.20	42.38	120	19 Peak	Horizontal
4	5800.50	59.27	15.42	43.85	68.20	-8.93	120	19 Peak	Horizontal



TUV Rheinland Taiwan Ltd.
No. 438-18, Sec 2, Fenliao, Linkou Dist., New Taipei City 244, Taiwan(R.O.C.)
Tel: +886-2172-1000 Fax: +886-2172-1322



	Read	Limit	Over	APos	TPos	Remark	Pol/Phase	Note	
1	5455.50	62.25	18.99	43.26	74.00	-11.75	207	44 Peak	Vertical
2	5460.00	59.12	15.86	43.26	68.20	-9.08	207	44 Peak <th>Vertical</th>	Vertical
3	5530.00	112.11	68.73	43.38	68.20	43.91	207	44 Peak <th>Vertical</th>	Vertical
4	5790.50	59.33	15.51	43.82	68.20	-8.87	207	44 Peak <th>Vertical</th>	Vertical

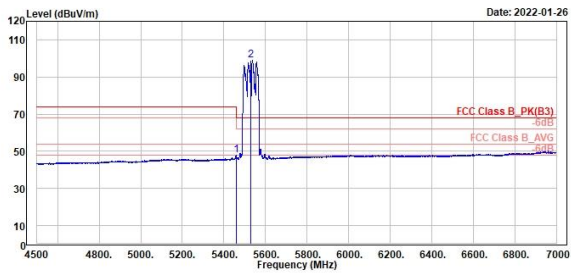
802.11ax HE80

CH 106 (Horizontal) Average

CH 106 (Vertical) Average



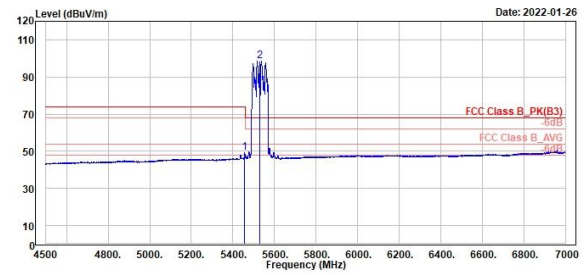
TUV Rheinland Taiwan Ltd.
No. 438-18, Sec 2, Fenliao, Linkou Dist., New Taipei City 244, Taiwan(R.O.C.)
Tel: +886-2172-1000 Fax: +886-2172-1322



Read	Level	Factor	Limit	Over	APos	TPos	Remark	Pol/Phase	Note
MHz	dBuV/m	dBuV	dB/m	dBuV/m	dB	cm	deg		
1	5458.00	47.79	4.53	43.26	54.00	-6.21	120	19	Average Horizontal
2 *	5530.00	98.87	55.49	43.38	54.00	44.87	120	19	Average Horizontal



TUV Rheinland Taiwan Ltd.
No. 438-18, Sec 2, Fenliao, Linkou Dist., New Taipei City 244, Taiwan(R.O.C.)
Tel: +886-2172-1000 Fax: +886-2172-1322



Read	Level	Factor	Limit	Over	APos	TPos	Remark	Pol/Phase	Note
MHz	dBuV/m	dBuV	dB/m	dBuV/m	dB	cm	deg		
1	5457.00	49.10	5.84	43.26	54.00	-4.90	207	44	Average Vertical
2 *	5530.00	98.74	55.36	43.38	54.00	44.74	207	44	Average Vertical

802.11ax HE80

CH 122 (Horizontal) Peak

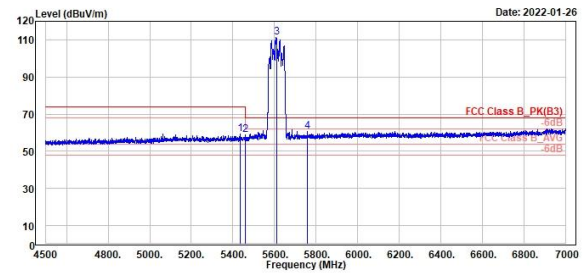
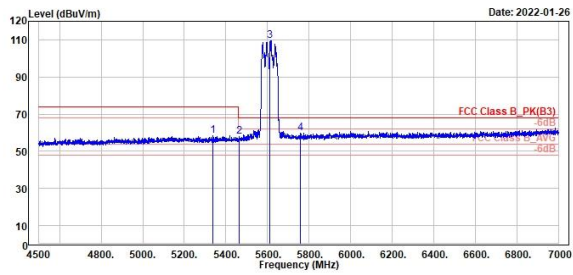
CH 122 (Vertical) Peak



TUV Rheinland Taiwan Ltd.
No. 438-18, Sec 2, Fenliiao, Linkou Dist., New Taipei City 244, Taiwan(R.O.C.)
Tel: +886-2172-1000 Fax: +886-2172-1322



TUV Rheinland Taiwan Ltd.
No. 438-18, Sec 2, Fenliiao, Linkou Dist., New Taipei City 244, Taiwan(R.O.C.)
Tel: +886-2172-1000 Fax: +886-2172-1322



Peak	Freq	Level	Read	Limit	Over	APos	TPos	Remark	Pol/Phase	Note
	MHz	dBuV/m	dBuV	dB/m	dBuV/m	dB	cm	deg		
1	5339.00	58.27	15.31	42.96	74.00	-15.73	112	21	Peak	Horizontal
2	5464.50	58.00	14.74	43.26	68.20	-10.20	112	21	Peak	Horizontal
3	5618.00	109.69	66.30	43.39	68.20	41.49	112	21	Peak	Horizontal
4	5758.50	59.61	15.88	43.73	68.20	-8.59	112	21	Peak	Horizontal

Peak	Freq	Level	Read	Limit	Over	APos	TPos	Remark	Pol/Phase	Note
	MHz	dBuV/m	dBuV	dB/m	dBuV/m	dB	cm	deg		
1	5435.00	59.33	16.09	43.24	74.00	-14.67	341	56	Peak	Vertical
2	5461.00	58.92	15.66	43.26	68.20	-9.28	341	56	Peak	Vertical
3	5618.00	111.36	67.97	43.39	68.20	43.16	341	56	Peak	Vertical
4	5759.50	60.65	16.91	43.74	68.20	-7.55	341	56	Peak	Vertical

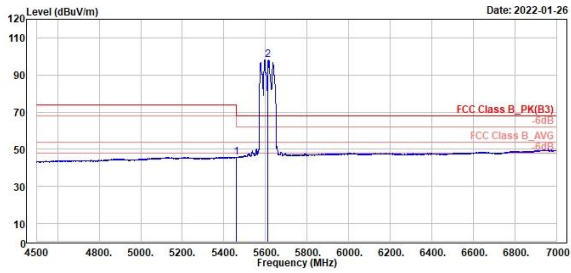
802.11ax HE80

CH 122 (Horizontal) Average

CH 122 (Vertical) Average



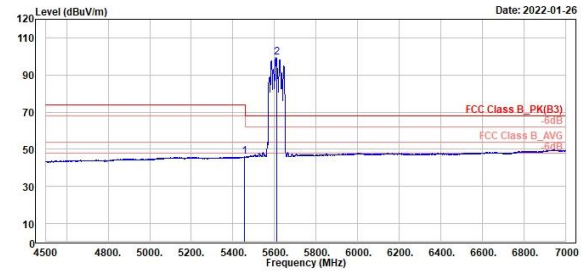
TUV Rheinland Taiwan Ltd.
No. 438-18, Sec 2, Fenliao, Linkou Dist., New Taipei City 244, Taiwan(R.O.C.)
Tel: +886-2172-1000 Fax: +886-2172-1322



Freq	Level	Read Level	Factor	Limit	Over	APos	TPos	Remark	Pol/Phase	Note
MHz	dBuV/m	dBuV	dB/m	dBuV/m	dB	cm	deg			
1	5458.00	45.84	2.58	43.26	54.00	-8.16	112	21 Average	Horizontal	
2 *	5610.00	98.13	54.74	43.39	54.00	44.13	112	21 Average	Horizontal	



TUV Rheinland Taiwan Ltd.
No. 438-18, Sec 2, Fenliao, Linkou Dist., New Taipei City 244, Taiwan(R.O.C.)
Tel: +886-2172-1000 Fax: +886-2172-1322



Freq	Level	Read Level	Factor	Limit	Over	APos	TPos	Remark	Pol/Phase	Note
MHz	dBuV/m	dBuV	dB/m	dBuV/m	dB	cm	deg			
1	5454.00	46.24	2.98	43.26	54.00	-7.76	341	56 Average	Vertical	
2 *	5610.00	99.52	56.13	43.39	54.00	45.52	341	56 Average	Vertical	

U-NII-3

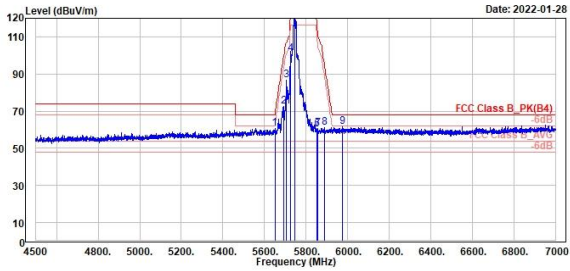
802.11a

CH 149 (Horizontal) Peak

CH 149 (Vertical) Peak



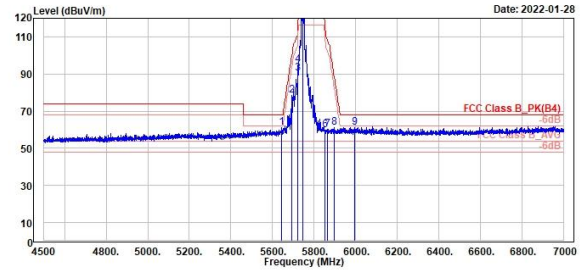
TUV Rheinland Taiwan Ltd.
No. 438-18, Sec 2, Fenliao, Linkou Dist., New Taipei City 244, Taiwan(R.O.C.)
Tel: +886-2172-1000 Fax: +886-2172-1322



Peak	Freq	Level	Read	Limit	Over	Apos	TPos	Remark	Pol/Phase	Note
	MHz	dBuV/m	dBuV	dB/m	dBuV/m	dB	cm	deg		
1	5650.00	60.53	17.11	43.42	68.20	-7.67	237	66 Peak	Horizontal	
2	5693.00	72.40	28.77	43.63	100.04	-27.64	237	66 Peak	Horizontal	
3	5785.50	86.82	43.15	43.67	186.74	-19.92	237	66 Peak	Horizontal	
4	5725.00	100.98	57.29	43.69	122.20	-21.22	237	66 Peak	Horizontal	
5	5745.00	122.19	78.49	43.70	122.20	-0.01	237	66 Peak	Horizontal	
6	5854.00	60.29	16.28	44.01	113.08	-52.79	237	66 Peak	Horizontal	
7	5856.50	60.72	16.71	44.01	110.38	-49.66	237	66 Peak	Horizontal	
8	5889.00	61.12	17.01	44.11	94.81	-33.69	237	66 Peak	Horizontal	
9	5973.00	61.38	16.94	44.44	68.20	-6.02	237	66 Peak	Horizontal	



TUV Rheinland Taiwan Ltd.
No. 438-18, Sec 2, Fenliao, Linkou Dist., New Taipei City 244, Taiwan(R.O.C.)
Tel: +886-2172-1000 Fax: +886-2172-1322



Peak	Freq	Level	Read	Limit	Over	Apos	TPos	Remark	Pol/Phase	Note
	MHz	dBuV/m	dBuV	dB/m	dBuV/m	dB	cm	deg		
1	5643.00	61.11	17.69	43.42	68.20	-7.09	106	52 Peak	Vertical	
2	5693.00	78.39	34.76	43.63	100.04	-21.65	106	52 Peak	Vertical	
3	5728.00	90.44	46.76	43.68	110.00	-20.36	106	52 Peak	Vertical	
4	5723.00	95.00	51.32	43.68	117.64	-22.64	106	52 Peak	Vertical	
5	5745.00	122.55	78.85	43.70	122.20	0.35	106	52 Peak	Vertical	
6	5856.50	59.95	15.96	43.99	121.00	-61.11	106	52 Peak	Vertical	
7	5863.50	60.21	16.18	44.03	108.42	-48.21	106	52 Peak	Vertical	
8	5897.50	61.11	16.98	44.13	88.51	-27.40	106	52 Peak	Vertical	
9	5996.50	61.28	16.68	44.60	68.20	-6.92	106	52 Peak	Vertical	

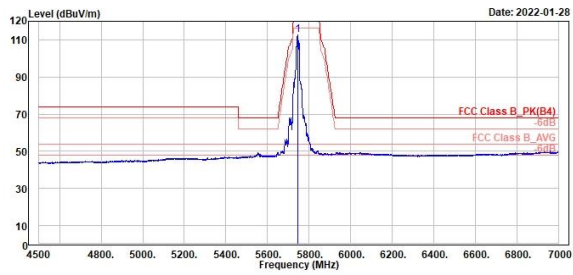
802.11a

CH 149 (Horizontal) Average

CH 149 (Vertical) Average



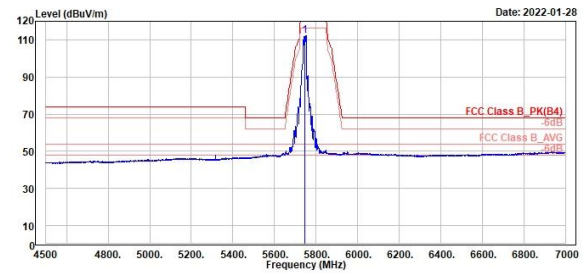
TUV Rheinland Taiwan Ltd.
No. 438-18, Sec 2, Fenliao, Linkou Dist., New Taipei City 244, Taiwan(R.O.C.)
Tel: +886-2172-1000 Fax: +886-2172-1322



Freq	Level	Read Level	Factor	Limit Line	Over Limit	APos	TPos	Remark	Pol/Phase	Note
MHz	dBuV/m	dBuV	dB/m	dBuV/m	dB	cm	deg			
1 * 5745.00	112.55	68.85	43.70	54.00	58.55	237	66	Average	Horizontal	



TUV Rheinland Taiwan Ltd.
No. 438-18, Sec 2, Fenliao, Linkou Dist., New Taipei City 244, Taiwan(R.O.C.)
Tel: +886-2172-1000 Fax: +886-2172-1322



Freq	Level	Read Level	Factor	Limit Line	Over Limit	APos	TPos	Remark	Pol/Phase	Note
MHz	dBuV/m	dBuV	dB/m	dBuV/m	dB	cm	deg			
1 * 5745.00	112.37	68.67	43.70	54.00	58.37	186	52	Average	Vertical	

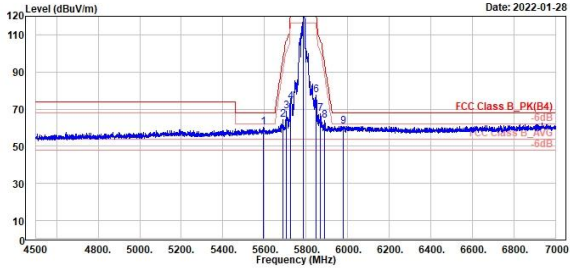
802.11a

CH 157 (Horizontal) Peak

CH 157 (Vertical) Peak



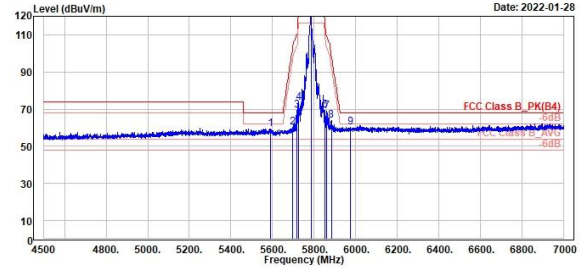
TÜV Rheinland Taiwan Ltd.
No. 458-18, Sec 2, Fenliao, Linkou Dist., New Taipei City 244, Taiwan(R.O.C.)
Tel: +886-2172-1100 Fax: +886-2172-1322



Peak	Freq MHz	Level dBuV/m	Read Level Factor	Limit Line	Over Limit	APos cm	TPos deg	Remark	Pol/Phase	Note
1	5595.50	60.30	16.91	43.39	68.20	-7.90	258	79 Peak	Horizontal	
2	5680.50	64.14	20.53	43.61	96.72	-32.58	258	79 Peak	Horizontal	
3	5785.00	68.78	25.11	43.67	106.60	-37.82	258	79 Peak	Horizontal	
4	5724.50	74.04	30.35	43.69	121.06	-47.02	258	79 Peak	Horizontal	
5 *	5785.00	125.55	81.74	43.81	122.20	3.35	258	79 Peak	Horizontal	
6	5850.00	77.44	33.45	43.99	122.20	-44.76	258	79 Peak	Horizontal	
7	5869.00	67.38	23.33	44.05	106.58	-39.50	258	79 Peak	Horizontal	
8	5890.00	63.96	19.85	44.11	94.07	-30.11	258	79 Peak	Horizontal	
9	5979.50	60.70	16.22	44.48	68.20	-7.50	258	79 Peak	Horizontal	



TÜV Rheinland Taiwan Ltd.
No. 458-18, Sec 2, Fenliao, Linkou Dist., New Taipei City 244, Taiwan(R.O.C.)
Tel: +886-2172-1100 Fax: +886-2172-1322



Peak	Freq MHz	Level dBuV/m	Read Level Factor	Limit Line	Over Limit	APos cm	TPos deg	Remark	Pol/Phase	Note
1	5591.50	59.45	16.06	43.39	68.20	-9.75	115	296 Peak	Vertical	
2	5697.00	60.15	16.50	43.65	102.99	-42.84	115	296 Peak	Vertical	
3	5716.50	69.35	25.67	43.68	109.82	-40.47	115	296 Peak	Vertical	
4	5724.50	73.45	29.76	43.69	121.06	-47.61	115	296 Peak	Vertical	
5 *	5785.00	122.43	78.62	43.81	122.20	0.23	115	296 Peak	Vertical	
6	5850.50	69.50	25.51	43.99	121.06	-51.56	115	296 Peak	Vertical	
7	5862.00	68.75	24.73	44.02	100.04	-40.09	115	296 Peak	Vertical	
8	5883.00	63.67	19.58	44.09	99.26	-35.59	115	296 Peak	Vertical	
9	5975.50	60.30	15.85	44.45	68.20	-7.90	115	296 Peak	Vertical	

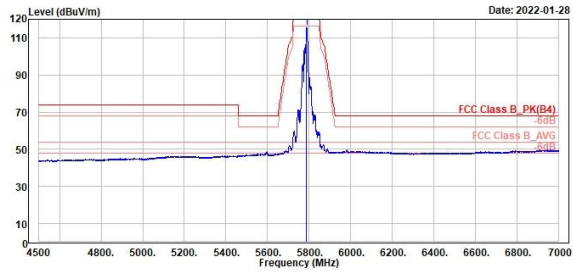
802.11a

CH 157 (Horizontal) Average

CH 157 (Vertical) Average



TUV Rheinland Taiwan Ltd.
No. 438-18, Sec 2, Fenliao, Linkou Dist., New Taipei City 244, Taiwan(R.O.C.)
Tel: +886-2172-1000 Fax: +886-2172-1322

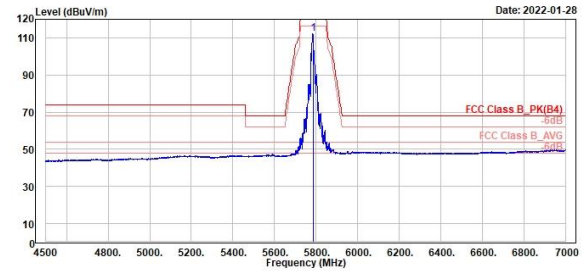


Date: 2022-01-28

Freq	Level	Read Level	Factor	Limit Line	Over Limit	APos	TPos	Remark	Pol/Phase	Note
MHz	dBuV/m	dBuV	dB/m	dBuV/m	dB	cm	deg			
1 * 5785.00	115.47	71.66	43.81	54.00	61.47	258	79	Average	Horizontal	



TUV Rheinland Taiwan Ltd.
No. 438-18, Sec 2, Fenliao, Linkou Dist., New Taipei City 244, Taiwan(R.O.C.)
Tel: +886-2172-1000 Fax: +886-2172-1322



Date: 2022-01-28

Freq	Level	Read Level	Factor	Limit Line	Over Limit	APos	TPos	Remark	Pol/Phase	Note
MHz	dBuV/m	dBuV	dB/m	dBuV/m	dB	cm	deg			
1 * 5785.00	112.22	68.41	43.81	54.00	58.22	115	296	Average	Vertical	

802.11a

CH 165 (Horizontal) Peak

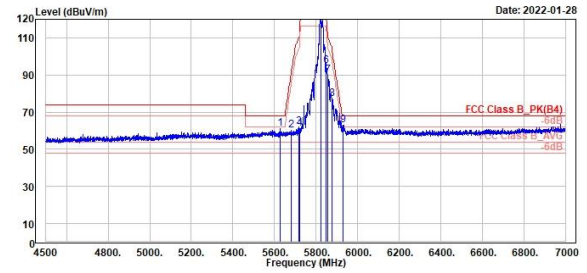
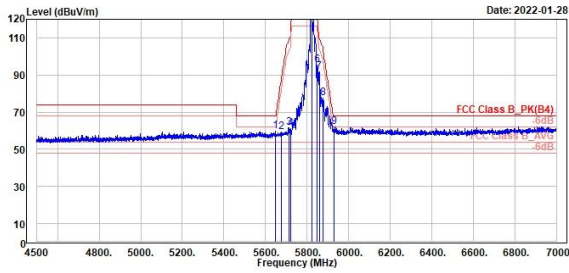
CH 165 (Vertical) Peak



TÜV Rheinland Taiwan Ltd.
No. 438-18, Sec 2, Fenliao, Linkou Dist., New Taipei City 244, Taiwan(R.O.C.)
Tel: +886-2172-1000 Fax: +886-2172-1322



TÜV Rheinland Taiwan Ltd.
No. 438-18, Sec 2, Fenliao, Linkou Dist., New Taipei City 244, Taiwan(R.O.C.)
Tel: +886-2172-1000 Fax: +886-2172-1322



	Read	Limit	Over	APos	TPos	Remark	Pol/Phase	Note	
1	5648.58	59.89	16.47	43.42	68.20	-8.31	269	24 Peak	Horizontal
2	5677.50	59.48	15.92	43.56	88.59	29.11	269	24 Peak	Horizontal
3	5713.50	61.47	17.79	43.68	108.98	-47.51	269	24 Peak	Horizontal
4	5720.50	61.09	17.41	43.68	111.94	-58.85	269	24 Peak	Horizontal
5 *	5825.00	125.59	81.67	43.92	122.20	3.39	269	24 Peak	Horizontal
6	5856.00	95.46	51.47	43.99	122.20	-26.74	269	24 Peak	Horizontal
7	5858.50	91.82	47.80	44.02	109.52	-18.00	269	24 Peak	Horizontal
8	5877.00	77.54	33.47	44.07	103.71	-26.17	269	24 Peak	Horizontal
9 !	5930.00	62.22	18.00	44.22	68.20	-5.98	269	24 Peak	Horizontal

	Read	Limit	Over	APos	TPos	Remark	Pol/Phase	Note	
1	5628.00	61.19	17.79	43.40	68.20	-7.01	289	51 Peak	Vertical
2	5682.00	60.02	16.44	43.58	91.92	-31.90	289	51 Peak	Vertical
3	5718.50	61.91	18.23	43.68	110.38	-48.47	289	51 Peak	Vertical
4	5721.00	61.06	17.38	43.68	113.08	-52.02	289	51 Peak	Vertical
5 *	5825.00	122.82	78.90	43.92	122.20	0.62	289	51 Peak	Vertical
6	5856.00	95.12	51.13	43.99	122.20	-27.08	289	51 Peak	Vertical
7	5855.00	90.02	46.01	44.01	110.00	-20.78	289	51 Peak	Vertical
8	5875.00	77.17	33.11	44.06	105.20	-28.03	289	51 Peak	Vertical
9 !	5930.00	62.85	18.63	44.22	68.20	-5.35	289	51 Peak	Vertical

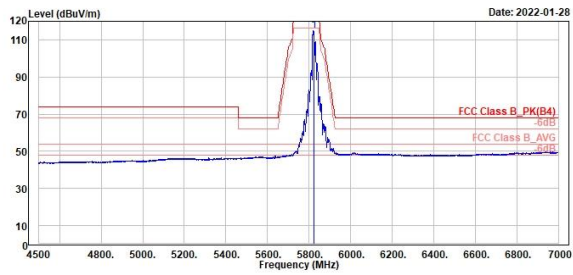
802.11a

CH 165 (Horizontal) Average

CH 165 (Vertical) Average



TUV Rheinland Taiwan Ltd.
No. 438-18, Sec 2, Fenliiao, Linkou Dist., New Taipei City 244, Taiwan(R.O.C.)
Tel: +886-2172-1000 Fax: +886-2172-1322

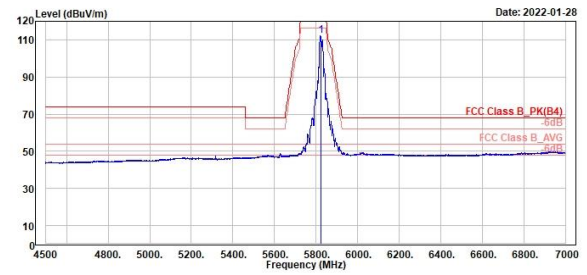


Date: 2022-01-28

Freq	Level	Read Level	Factor	Limit Line	Over Limit	APos	TPos	Remark	Pol/Phase	Note
MHz	dBuV/m	dBuV	dB/m	dBuV/m	dB	cm	deg			
1 * 5825.00	115.11	71.19	43.92	54.00	61.11	269	24	Average	Horizontal	



TUV Rheinland Taiwan Ltd.
No. 438-18, Sec 2, Fenliiao, Linkou Dist., New Taipei City 244, Taiwan(R.O.C.)
Tel: +886-2172-1000 Fax: +886-2172-1322



Date: 2022-01-28

Freq	Level	Read Level	Factor	Limit Line	Over Limit	APos	TPos	Remark	Pol/Phase	Note
MHz	dBuV/m	dBuV	dB/m	dBuV/m	dB	cm	deg			
1 * 5825.00	112.42	68.50	43.92	54.00	58.42	289	51	Average	Vertical	

802.11ax HE20

CH 149 (Horizontal) Peak

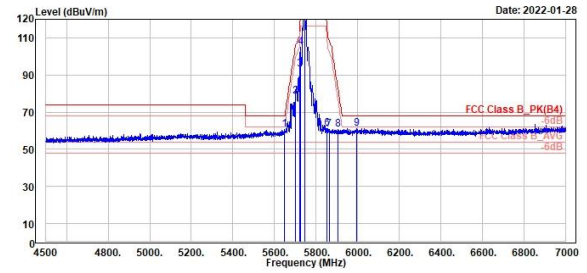
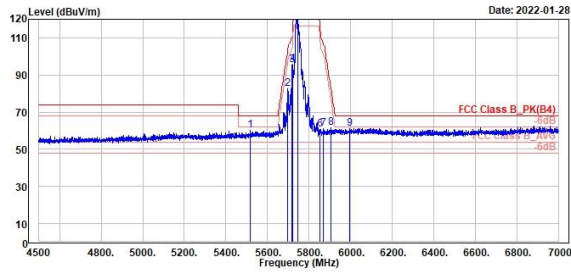
CH 149 (Vertical) Peak



TÜV Rheinland Taiwan Ltd.
No. 438-18, Sec 2, Fenliao, Linkou Dist., New Taipei City 244, Taiwan(R.O.C.)
Tel: +886-2172-1000 Fax: +886-2172-1322



TÜV Rheinland Taiwan Ltd.
No. 438-18, Sec 2, Fenliao, Linkou Dist., New Taipei City 244, Taiwan(R.O.C.)
Tel: +886-2172-1000 Fax: +886-2172-1322



	Read	Limit	Over	APos	TPos	Remark	Pol/Phase	Note
1	Level	Line	Limit	cm	deg			
MHz	dBuV/m	dBuV	dB/m	dBuV/m	dB			
1	5519.00	60.02	16.67	43.35	68.20	-8.18	221	65 Peak Horizontal
2	5697.50	82.65	39.00	43.65	103.36	20.71	221	65 Peak Horizontal
3	5718.50	95.46	51.78	43.68	110.38	-14.92	221	65 Peak Horizontal
4	5720.50	95.97	52.29	43.68	111.94	-15.97	221	65 Peak Horizontal
5 *	5745.00	123.74	80.04	43.70	122.20	1.54	221	65 Peak Horizontal
6	5853.00	60.46	16.45	44.01	115.36	-54.90	221	65 Peak Horizontal
7	5869.00	61.01	16.96	44.05	106.88	-45.87	221	65 Peak Horizontal
8	5907.00	61.52	17.37	44.15	81.48	-19.96	221	65 Peak Horizontal
9	5996.50	61.16	16.56	44.60	68.20	-7.04	221	65 Peak Horizontal

	Read	Limit	Over	APos	TPos	Remark	Pol/Phase	Note
1	Level	Line	Limit	cm	deg			
MHz	dBuV/m	dBuV	dB/m	dBuV/m	dB			
1	5648.50	60.81	17.39	43.42	68.20	-7.39	125	57 Peak Vertical
2	5700.00	70.36	34.70	43.66	105.20	-26.84	125	57 Peak Vertical
3	5720.00	93.04	49.36	43.68	110.80	-17.76	125	57 Peak Vertical
4	5725.00	104.79	61.10	43.69	122.20	-17.41	125	57 Peak Vertical
5 *	5745.00	124.19	80.49	43.70	122.20	1.99	125	57 Peak Vertical
6	5850.50	60.99	17.00	43.99	121.06	-60.07	125	57 Peak Vertical
7	5862.50	60.72	16.69	44.03	100.70	-47.98	125	57 Peak Vertical
8	5904.00	60.82	16.67	44.15	83.70	-22.88	125	57 Peak Vertical
9	5994.50	61.13	16.54	44.59	68.20	-7.07	125	57 Peak Vertical

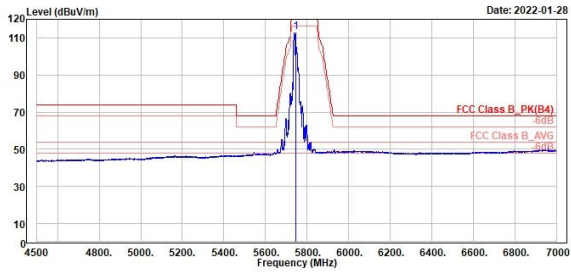
802.11ax HE20

CH 149 (Horizontal) Average

CH 149 (Vertical) Average



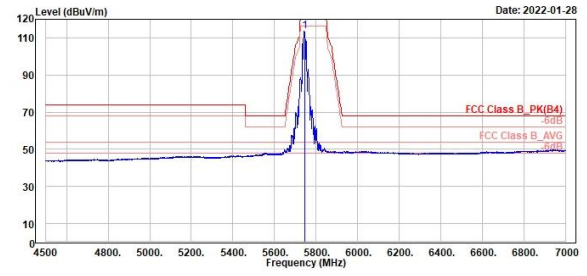
TÜV Rheinland Taiwan Ltd.
No. 438-18, Sec 2, Fenliao, Linkou Dist., New Taipei City 244, Taiwan(R.O.C.)
Tel: +886-2172-1000 Fax: +886-2172-1322



Freq	Level	Read Level	Factor	Limit Line	Over Limit	APos	TPos	Remark	Pol/Phase	Note
MHz	dBuV/m	dBuV	dB/m	dBuV/m	dB	cm	deg			
1 *	5745.00	112.93	69.23	43.70	54.00	58.93	221	65 Average	Horizontal	



TÜV Rheinland Taiwan Ltd.
No. 438-18, Sec 2, Fenliao, Linkou Dist., New Taipei City 244, Taiwan(R.O.C.)
Tel: +886-2172-1000 Fax: +886-2172-1322



Freq	Level	Read Level	Factor	Limit Line	Over Limit	APos	TPos	Remark	Pol/Phase	Note
MHz	dBuV/m	dBuV	dB/m	dBuV/m	dB	cm	deg			
1 *	5745.00	113.58	69.88	43.70	54.00	59.58	125	57 Average	Vertical	

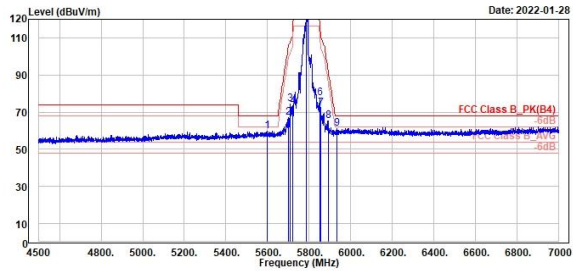
802.11ax HE20

CH 157 (Horizontal) Peak

CH 157 (Vertical) Peak



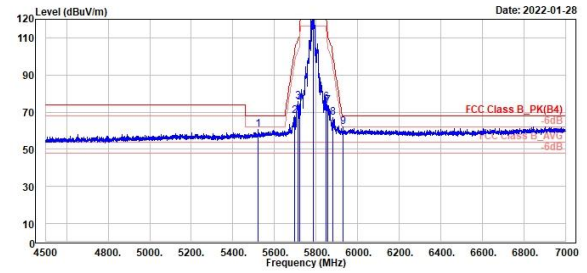
TÜV Rheinland Taiwan Ltd.
No. 438-18, Sec 2, Fenjiao, Linkou Dist., New Taipei City 244, Taiwan(R.O.C.)
Tel: +886-2172-1000 Fax: +886-2172-1322



Peak	Freq	Level	Read Level	Factor	Limit	Over	APos	TPos	Remark	Pol/Phase	Note
	MHz	dBuV/m	dBuV	dB/m	dBuV/m	dB	cm	deg			
1	5597.50	59.04	16.45	43.39	68.20	-8.36	237	77	Peak	Horizontal	
2	5699.50	67.21	23.55	43.66	104.83	-37.62	237	77	Peak	Horizontal	
3	5711.00	74.53	30.86	43.67	108.28	-33.75	237	77	Peak	Horizontal	
4	5720.00	73.05	29.37	43.68	110.00	-37.75	237	77	Peak	Horizontal	
5 *	5785.00	125.14	81.33	43.81	122.20	2.94	237	77	Peak	Horizontal	
6	5852.00	77.43	33.44	43.99	117.64	-48.21	237	77	Peak	Horizontal	
7	5855.00	71.95	27.94	44.01	119.90	-38.85	237	77	Peak	Horizontal	
8	5891.50	65.41	21.30	44.11	92.96	-27.55	237	77	Peak	Horizontal	
9	5936.00	61.15	16.91	44.24	68.20	-7.05	237	77	Peak	Horizontal	



TÜV Rheinland Taiwan Ltd.
No. 438-18, Sec 2, Fenjiao, Linkou Dist., New Taipei City 244, Taiwan(R.O.C.)
Tel: +886-2172-1000 Fax: +886-2172-1322



Peak	Freq	Level	Read Level	Factor	Limit	Over	APos	TPos	Remark	Pol/Phase	Note
	MHz	dBuV/m	dBuV	dB/m	dBuV/m	dB	cm	deg			
1	5522.00	60.84	17.49	43.35	68.20	-7.36	110	51	Peak	Vertical	
2	5695.00	68.02	24.38	43.64	101.51	-33.49	110	51	Peak	Vertical	
3	5714.00	75.79	32.11	43.68	109.12	-33.33	110	51	Peak	Vertical	
4	5722.00	74.44	30.76	43.68	115.36	-40.92	110	51	Peak	Vertical	
5 *	5785.00	124.48	80.67	43.81	122.20	2.28	110	51	Peak	Vertical	
6	5856.00	75.20	31.21	43.99	122.20	-47.00	110	51	Peak	Vertical	
7	5856.50	73.46	29.45	44.01	119.38	-36.92	110	51	Peak	Vertical	
8	5882.50	66.91	22.82	44.09	99.63	-32.72	110	51	Peak	Vertical	
9	5929.00	62.03	17.81	44.22	68.20	-6.17	110	51	Peak	Vertical	

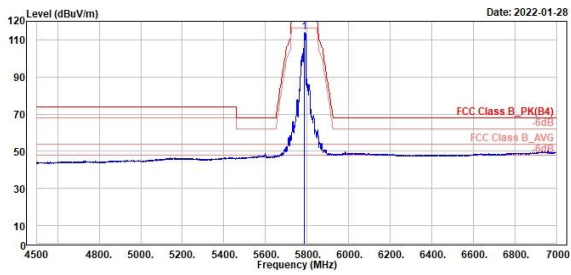
802.11ax HE20

CH 157 (Horizontal) Average

CH 157 (Vertical) Average



TUV Rheinland Taiwan Ltd.
No. 438-18, Sec 2, Fenliao, Linkou Dist., New Taipei City 244, Taiwan(R.O.C.)
Tel: +886-2172-1000 Fax: +886-2172-1322

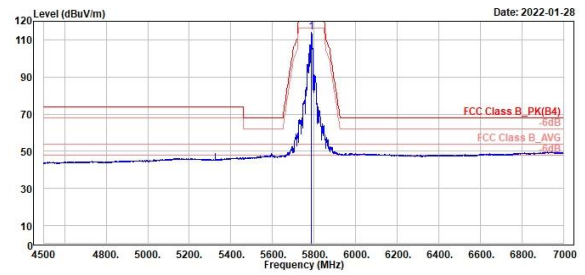


Date: 2022-01-28

Freq	Level	Read Level	Factor	Limit Line	Over Limit	APos	TPos	Remark	Pol/Phase	Note
MHz	dBuV/m	dBuV	dB/m	dBuV/m	dB	cm	deg			
1 * 5785.00	114.24	76.43	43.81	54.00	60.24	237	77	Average	Horizontal	



TUV Rheinland Taiwan Ltd.
No. 438-18, Sec 2, Fenliao, Linkou Dist., New Taipei City 244, Taiwan(R.O.C.)
Tel: +886-2172-1000 Fax: +886-2172-1322



Date: 2022-01-28

Freq	Level	Read Level	Factor	Limit Line	Over Limit	APos	TPos	Remark	Pol/Phase	Note
MHz	dBuV/m	dBuV	dB/m	dBuV/m	dB	cm	deg			
1 * 5785.00	113.89	76.88	43.81	54.00	59.89	110	51	Average	Vertical	

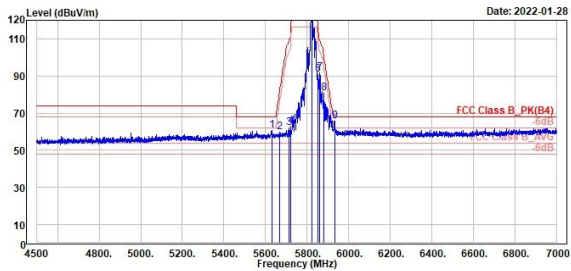
802.11ax HE20

CH 165 (Horizontal) Peak

CH 165 (Vertical) Peak



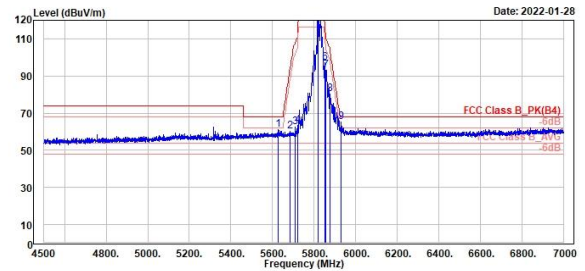
TÜV Rheinland Taiwan Ltd.
No. 438-18, Sec 2, Fenliao, Linkou Dist., New Taipei City 244, Taiwan(R.O.C.)
Tel: +886-2172-1000 Fax: +886-2172-1322



Freq	Level	Read	Limit	Over	APos	TPos	Remark	Pol/Phase	Note
MHz	dBuV/m	dBuV	dB/m	dBuV/m	dB	cm	deg		
1	5630.00	60.82	17.41	43.41	68.20	-7.38	270	80 Peak	Horizontal
2	5669.50	59.92	16.40	43.52	82.67	-22.75	270	80 Peak	Horizontal
3	5712.00	62.02	18.34	43.68	108.56	-46.54	270	80 Peak	Horizontal
4	5722.50	62.75	19.07	43.68	116.50	-53.75	270	80 Peak	Horizontal
5 *	5825.00	126.32	82.40	43.92	122.20	4.12	270	80 Peak	Horizontal
6	5852.50	90.75	46.75	44.00	116.50	-25.75	270	80 Peak	Horizontal
7	5860.50	91.53	47.51	44.02	109.26	-17.73	270	80 Peak	Horizontal
8	5880.00	80.92	36.84	44.08	101.49	-20.57	270	80 Peak	Horizontal
9 !	5933.00	65.60	21.37	44.23	68.20	-2.60	270	80 Peak	Horizontal



TÜV Rheinland Taiwan Ltd.
No. 438-18, Sec 2, Fenliao, Linkou Dist., New Taipei City 244, Taiwan(R.O.C.)
Tel: +886-2172-1000 Fax: +886-2172-1322



Freq	Level	Read	Limit	Over	APos	TPos	Remark	Pol/Phase	Note
MHz	dBuV/m	dBuV	dB/m	dBuV/m	dB	cm	deg		
1	5627.00	61.20	17.00	43.40	68.20	-7.00	150	40 Peak	Vertical
2	5686.00	60.18	16.59	43.59	94.87	-34.69	150	40 Peak	Vertical
3	5710.00	62.34	18.67	43.67	108.00	-45.66	150	40 Peak	Vertical
4	5720.50	63.39	19.71	43.68	111.94	-48.55	150	40 Peak	Vertical
5 *	5820.00	126.69	82.78	43.91	122.20	4.49	150	40 Peak	Vertical
6	5851.50	97.33	53.34	43.99	118.78	-21.45	150	40 Peak	Vertical
7	5857.00	93.18	49.17	44.01	110.24	-17.06	150	40 Peak	Vertical
8	5878.00	80.42	36.34	44.08	102.97	-22.55	150	40 Peak	Vertical
9 !	5930.00	65.21	20.99	44.22	68.20	-2.99	150	40 Peak	Vertical

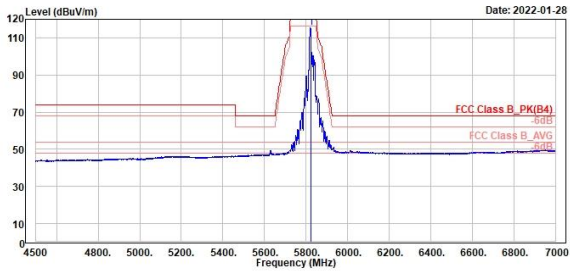
802.11ax HE20

CH 165 (Horizontal) Average

CH 165 (Vertical) Average



TUV Rheinland Taiwan Ltd.
No. 438-18, Sec 2, Fenliao, Linkou Dist., New Taipei City 244, Taiwan(R.O.C.)
Tel: +886-2172-1000 Fax: +886-2172-1322

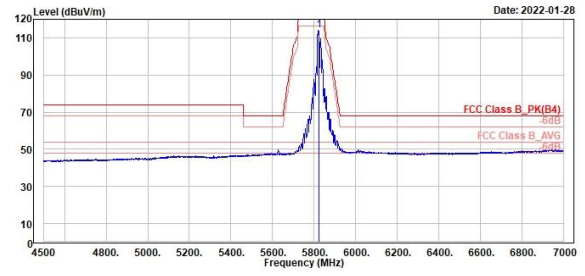


Date: 2022-01-28

Freq	Level	Read Level	Factor	Limit Line	Over Limit	APos	TPos	Remark	Pol/Phase	Note
MHz	dBuV/m	dBuV	dB/m	dBuV/m	dB	cm	deg			
1 * 5825.00	115.62	71.70	43.92	54.00	61.62	270	80	Average	Horizontal	



TUV Rheinland Taiwan Ltd.
No. 438-18, Sec 2, Fenliao, Linkou Dist., New Taipei City 244, Taiwan(R.O.C.)
Tel: +886-2172-1000 Fax: +886-2172-1322

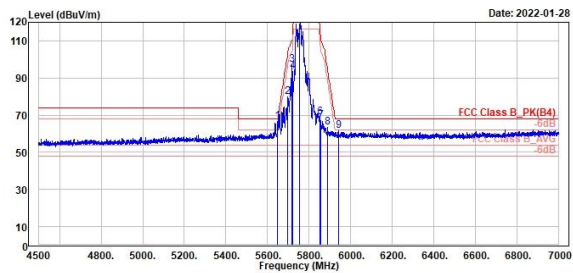


Date: 2022-01-28

Freq	Level	Read Level	Factor	Limit Line	Over Limit	APos	TPos	Remark	Pol/Phase	Note
MHz	dBuV/m	dBuV	dB/m	dBuV/m	dB	cm	deg			
1 * 5825.00	114.09	70.17	43.92	54.00	60.09	158	40	Average	Vertical	

802.11ax HE40
CH 151 (Horizontal) Peak
CH 151 (Vertical) Peak

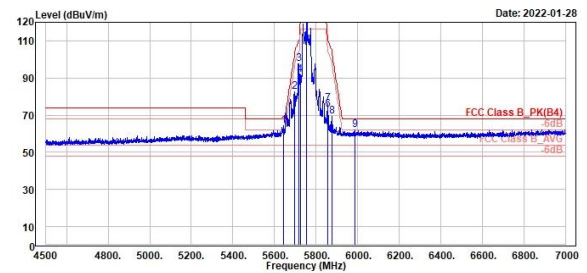

TÜV Rheinland Taiwan Ltd.
 No. 438-18, Sec 2, Fenliao, Linkou Dist., New Taipei City 244, Taiwan(R.O.C.)
 Tel: +886-2172-1100 Fax: +886-2172-1322



Freq	Level	Read	Limit	Over	APos	TPos	Remark	Pol/Phase	Note
MHz	dBuV/m	dBuV	dB/m	dBuV/m	dB	cm	deg		
1	5649.58	66.43	23.01	43.42	68.20	-1.77	255	59 Peak	Horizontal
2	5697.00	79.78	36.13	43.65	102.99	-23.21	255	59 Peak	Horizontal
3	5717.50	97.02	53.34	43.68	110.10	-13.08	255	59 Peak	Horizontal
4	5721.00	93.68	50.00	43.68	113.08	-19.40	255	59 Peak	Horizontal
5	5755.00	119.71	75.99	43.72	122.20	-2.49	255	59 Peak	Horizontal
6	5856.50	68.61	24.82	43.99	121.06	-52.25	255	59 Peak	Horizontal
7	5856.50	67.15	25.14	44.01	110.38	-43.23	255	59 Peak	Horizontal
8	5898.00	63.40	19.29	44.11	94.07	-30.67	255	59 Peak	Horizontal
9	5942.50	61.43	17.17	44.26	68.20	-6.77	255	59 Peak	Horizontal



TÜV Rheinland Taiwan Ltd.
 No. 438-18, Sec 2, Fenliao, Linkou Dist., New Taipei City 244, Taiwan(R.O.C.)
 Tel: +886-2172-1100 Fax: +886-2172-1322



Freq	Level	Read	Limit	Over	APos	TPos	Remark	Pol/Phase	Note
MHz	dBuV/m	dBuV	dB/m	dBuV/m	dB	cm	deg		
1	5644.00	64.29	20.87	43.42	68.20	-3.91	158	36 Peak	Vertical
2	5695.00	82.59	38.95	43.64	101.51	-18.92	158	36 Peak	Vertical
3	5716.00	97.86	54.18	43.68	109.68	-11.82	158	36 Peak	Vertical
4	5723.50	91.69	48.01	43.68	118.78	-27.09	158	36 Peak	Vertical
5	5755.00	123.38	79.66	43.72	122.20	1.18	158	36 Peak	Vertical
6	5854.50	73.21	29.20	44.01	111.94	-30.73	158	36 Peak	Vertical
7	5856.50	76.00	31.99	44.01	110.38	-34.38	158	36 Peak	Vertical
8	5877.00	69.38	25.31	44.07	103.71	-34.33	158	36 Peak	Vertical
9	5988.00	61.91	17.37	44.54	68.20	-6.29	158	36 Peak	Vertical