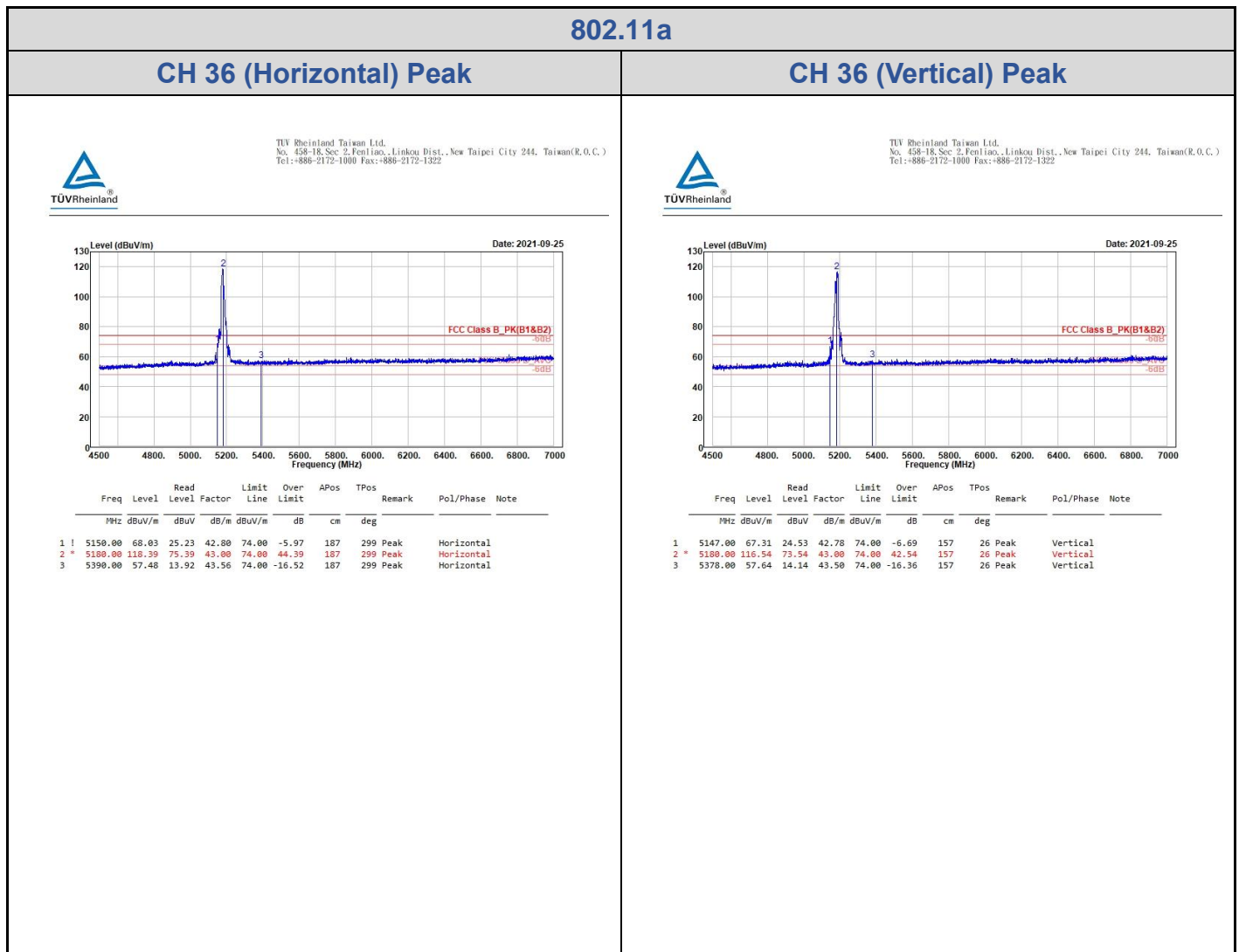


Appendix D: Test Results of Radiation Spurious Emissions & Mains

Radiation Emission (Adapter with Traffic Mode)

Band Edges, 4.5GHz ~ 7GHz

U-NII-1



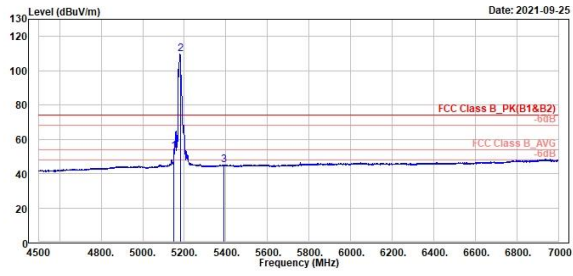
802.11a

CH 36 (Horizontal) Average

CH 36 (Vertical) Average



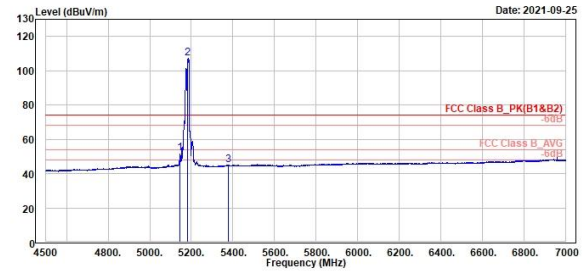
TUV Rheinland Taiwan Ltd.
No. 438-18, Sec 2, Fenliao, Linkou Dist., New Taipei City 244, Taiwan(R.O.C.)
Tel: +886-2172-1000 Fax: +886-2172-1322



Read	Level	Factor	Limit	Over	APos	TPos	Remark	Pol/Phase	Note
MHz	dBuV/m	dBuV	dB/m	dBuV/m	dB	cm	deg		
1	5150.00	52.86	18.06	42.80	54.00	-1.14	187	299	Average Horizontal
2	5180.00	109.51	66.51	43.00	54.00	55.51	187	299	Average Horizontal
3	5390.00	45.08	1.52	43.56	54.00	-8.92	187	299	Average Horizontal



TUV Rheinland Taiwan Ltd.
No. 438-18, Sec 2, Fenliao, Linkou Dist., New Taipei City 244, Taiwan(R.O.C.)
Tel: +886-2172-1000 Fax: +886-2172-1322



Read	Level	Factor	Limit	Over	APos	TPos	Remark	Pol/Phase	Note
MHz	dBuV/m	dBuV	dB/m	dBuV/m	dB	cm	deg		
1	5147.00	51.84	9.06	42.78	54.00	-2.16	157	26	Average Vertical
2	5180.00	107.47	64.47	43.00	54.00	53.47	157	26	Average Vertical
3	5378.00	45.22	1.72	43.50	54.00	-8.78	157	26	Average Vertical

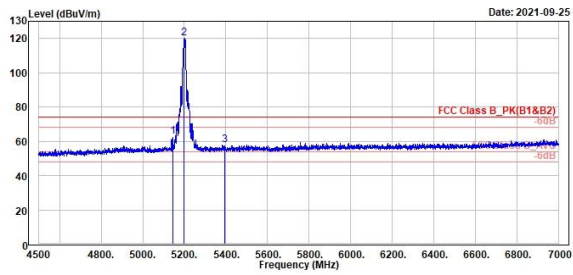
802.11a

CH 40 (Horizontal) Peak

CH 40 (Vertical) Peak



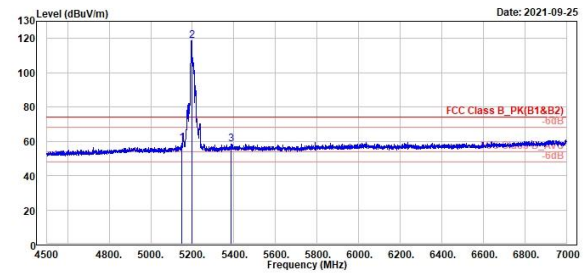
TUV Rheinland Taiwan Ltd.
No. 438-18, Sec 2, Fenliao, Linkou Dist., New Taipei City 244, Taiwan(R.O.C.)
Tel: +886-2172-1000 Fax: +886-2172-1322



Peak	Freq (MHz)	Level (dBuV/m)	Read Level (dBuV)	Factor (dB/m)	Limit Line (dBuV/m)	Over Limit (dB)	APos (cm)	TPos (deg)	Remark	Pol/Phase	Note
1	5143.58	62.81	26.83	42.78	74.00	-11.19	158	368	Peak	Horizontal	
2 *	5280.00	129.16	77.82	43.14	74.00	46.16	158	368	Peak	Horizontal	
3	5395.00	57.61	14.82	43.59	74.00	-16.39	158	368	Peak	Horizontal	



TUV Rheinland Taiwan Ltd.
No. 438-18, Sec 2, Fenliao, Linkou Dist., New Taipei City 244, Taiwan(R.O.C.)
Tel: +886-2172-1000 Fax: +886-2172-1322



Peak	Freq (MHz)	Level (dBuV/m)	Read Level (dBuV)	Factor (dB/m)	Limit Line (dBuV/m)	Over Limit (dB)	APos (cm)	TPos (deg)	Remark	Pol/Phase	Note
1	5158.00	58.77	15.97	42.80	74.00	-15.23	194	35	Peak	Vertical	
2 *	5280.00	119.46	75.32	43.14	74.00	44.46	194	35	Peak	Vertical	
3	5387.50	58.48	14.93	43.55	74.00	-15.52	194	35	Peak	Vertical	

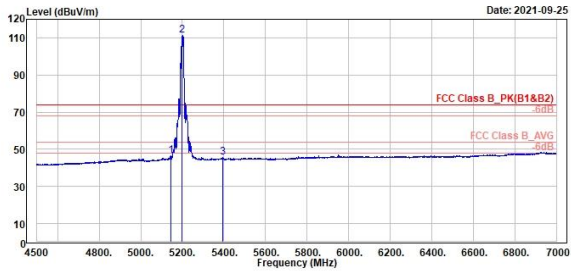
802.11a

CH 40 (Horizontal) Average

CH 40 (Vertical) Average



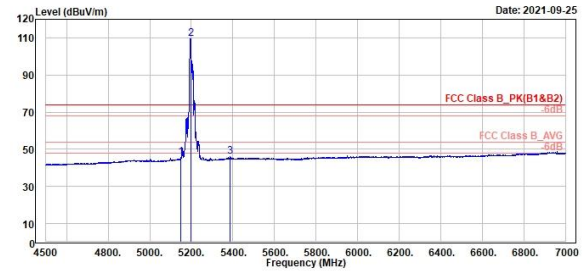
TUV Rheinland Taiwan Ltd.
No. 438-18, Sec 2, Fenliao, Linkou Dist., New Taipei City 244, Taiwan(R.O.C.)
Tel: +886-2172-1000 Fax: +886-2172-1322



1	2	3	Read Level	Level Factor	Limit Line	Over Limit	APos	TPos	Remark	Pol/Phase	Note
MHz	dBuV/m	dBuV	dB/m	dBuV/m	dB	cm	deg				
5143.58	46.63	3.85	42.78	54.00	-7.37	158	368	Average	Horizontal		
5200.00	111.33	66.19	43.14	54.00	57.33	158	368	Average	Horizontal		
5395.00	45.61	2.02	43.59	54.00	-8.39	158	368	Average	Horizontal		



TUV Rheinland Taiwan Ltd.
No. 438-18, Sec 2, Fenliao, Linkou Dist., New Taipei City 244, Taiwan(R.O.C.)
Tel: +886-2172-1000 Fax: +886-2172-1322



1	2	3	Read Level	Level Factor	Limit Line	Over Limit	APos	TPos	Remark	Pol/Phase	Note
MHz	dBuV/m	dBuV	dB/m	dBuV/m	dB	cm	deg				
5158.00	45.46	2.66	42.80	54.00	-8.54	194	35	Average	Vertical		
5200.00	109.43	66.29	43.14	54.00	55.43	194	35	Average	Vertical		
5387.50	45.96	2.41	43.55	54.00	-8.04	194	35	Average	Vertical		

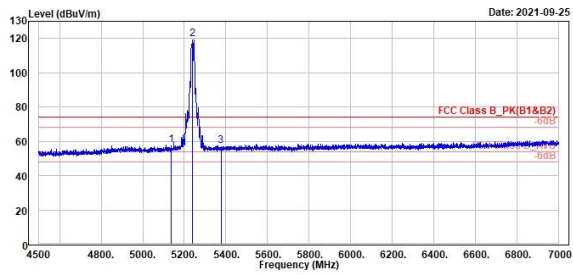
802.11a

CH 48 (Horizontal) Peak

CH 48 (Vertical) Peak



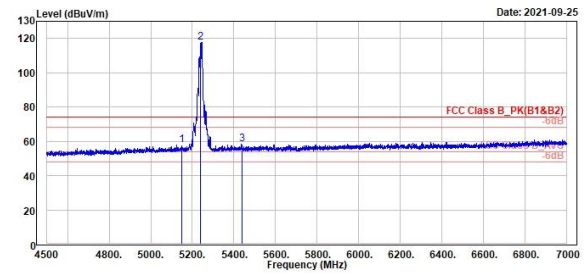
TUV Rheinland Taiwan Ltd.
No. 438-18, Sec 2, Fenliao, Linkou Dist., New Taipei City 244, Taiwan(R.O.C.)
Tel: +886-2172-1000 Fax: +886-2172-1322



Peak	Freq	Level	Read	Factor	Limit	Over	APos	TPos	Remark	Pol/Phase	Note
	MHz	dBuV/m	dBuV	dB/m	dBuV/m	dB	cm	deg			
1	5138.58	57.96	15.19	42.77	74.00	-16.04	164	330	Peak	Horizontal	
2 *	5248.00	119.59	76.42	43.17	74.00	45.59	164	330	Peak	Horizontal	
3	5376.00	57.29	13.80	43.49	74.00	-16.71	164	330	Peak	Horizontal	



TUV Rheinland Taiwan Ltd.
No. 438-18, Sec 2, Fenliao, Linkou Dist., New Taipei City 244, Taiwan(R.O.C.)
Tel: +886-2172-1000 Fax: +886-2172-1322



Peak	Freq	Level	Read	Factor	Limit	Over	APos	TPos	Remark	Pol/Phase	Note
	MHz	dBuV/m	dBuV	dB/m	dBuV/m	dB	cm	deg			
1	5148.00	57.82	15.02	42.80	74.00	-16.18	160	348	Peak	Vertical	
2 *	5248.00	117.71	74.54	43.17	74.00	43.71	160	348	Peak	Vertical	
3	5437.50	58.19	14.63	43.56	74.00	-15.81	160	348	Peak	Vertical	

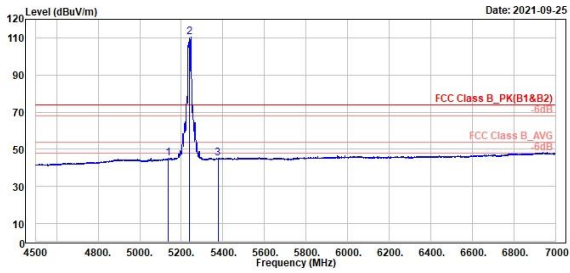
802.11a

CH 48 (Horizontal) Average

CH 48 (Vertical) Average



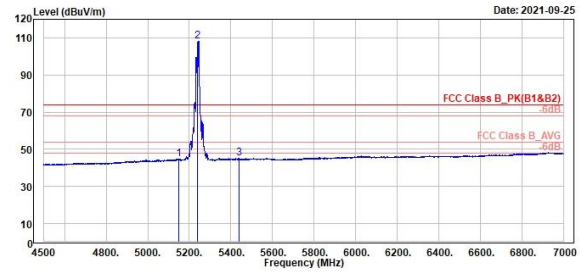
TUV Rheinland Taiwan Ltd.
No. 438-18, Sec 2, Fenliao, Linkou Dist., New Taipei City 244, Taiwan(R.O.C.)
Tel: +886-2172-1000 Fax: +886-2172-1322



Read	Level	Factor	Limit	Over	APos	TPos	Remark	Pol/Phase	Note
MHz	dBuV/m	dBuV	dB/m	dBuV/m	dB	cm	deg		
1	5138.58	45.38	2.61	42.77	54.00	-8.62	164	330	Average Horizontal
2 *	5240.00	119.47	67.30	43.17	54.00	56.47	164	330	Average Horizontal
3	5376.00	45.40	1.91	43.49	54.00	-8.60	164	330	Average Horizontal



TUV Rheinland Taiwan Ltd.
No. 438-18, Sec 2, Fenliao, Linkou Dist., New Taipei City 244, Taiwan(R.O.C.)
Tel: +886-2172-1000 Fax: +886-2172-1322



Read	Level	Factor	Limit	Over	APos	TPos	Remark	Pol/Phase	Note
MHz	dBuV/m	dBuV	dB/m	dBuV/m	dB	cm	deg		
1	5148.00	44.89	2.09	42.80	54.00	-9.11	160	348	Average Vertical
2 *	5240.00	109.30	65.13	43.17	54.00	54.30	160	348	Average Vertical
3	5437.50	45.19	1.63	43.56	54.00	-8.81	160	348	Average Vertical

802.11ax HE20

CH 36 (Horizontal) Peak

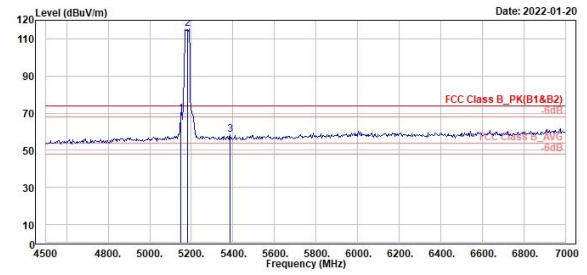
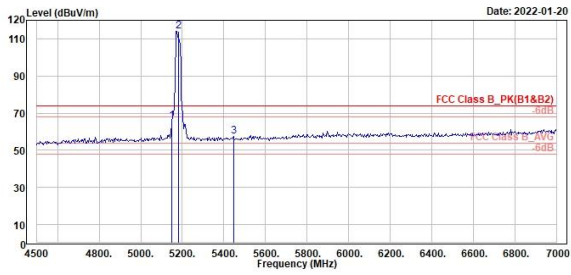
CH 36 (Vertical) Peak



TUV Rheinland Taiwan Ltd.
No. 438-18, Sec. 2, FenHiao, Linkou Dist., New Taipei City 244, Taiwan(R.O.C.)
Tel: +886-2172-1000 Fax: +886-2172-1322



TUV Rheinland Taiwan Ltd.
No. 438-18, Sec. 2, FenHiao, Linkou Dist., New Taipei City 244, Taiwan(R.O.C.)
Tel: +886-2172-1000 Fax: +886-2172-1322



Peak	Freq (MHz)	Level (dBuV/m)	Read Level (dBuV)	Level Factor (dB/m)	Limit Line (dBuV/m)	Over Limit (dB)	Apos (cm)	TPos (deg)	Remark	Pol/Phase	Note
1	5148.55	65.79	22.90	42.89	74.00	-8.21	100	40	Peak	Horizontal	
2 *	5180.00	114.12	71.14	42.98	74.00	40.12	100	40	Peak	Horizontal	
3	5445.65	57.36	14.11	43.25	74.00	-16.64	100	40	Peak	Horizontal	

Peak	Freq (MHz)	Level (dBuV/m)	Read Level (dBuV)	Level Factor (dB/m)	Limit Line (dBuV/m)	Over Limit (dB)	Apos (cm)	TPos (deg)	Remark	Pol/Phase	Note
1	5148.55	69.33	26.44	42.89	74.00	-4.67	110	297	Peak	Vertical	
2 *	5180.00	115.34	72.36	42.98	74.00	41.34	110	297	Peak	Vertical	
3	5387.68	58.53	15.38	43.15	74.00	-15.47	110	297	Peak	Vertical	

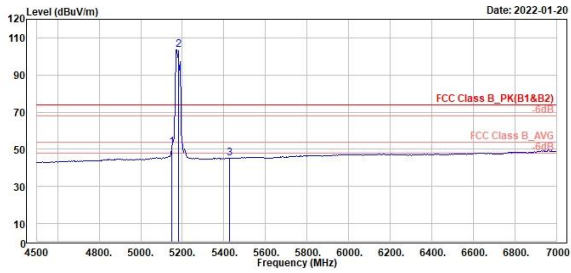
802.11ax HE20

CH 36 (Horizontal) Average

CH 36 (Vertical) Average



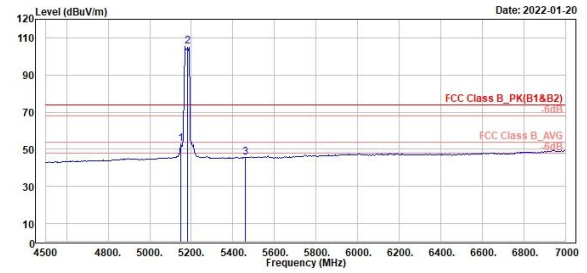
TUV Rheinland Taiwan Ltd.
No. 438-18, Sec 2, Fenliao, Linkou Dist., New Taipei City 244, Taiwan(R.O.C.)
Tel: +886-2172-1000 Fax: +886-2172-1322



Read	Level	Factor	Limit	Over	APos	TPos	Remark	Pol/Phase	Note	
MHz	dBuV/m	dBuV	dB/m	dBuV/m	dB	cm	deg			
1	5148.55	51.12	8.23	42.89	54.00	-2.88	100	40	Average	Horizontal
2	5189.00	103.56	60.58	42.98	54.00	49.56	100	40	Average	Horizontal
3	5427.54	45.36	2.13	43.23	54.00	-8.64	100	40	Average	Horizontal



TUV Rheinland Taiwan Ltd.
No. 438-18, Sec 2, Fenliao, Linkou Dist., New Taipei City 244, Taiwan(R.O.C.)
Tel: +886-2172-1000 Fax: +886-2172-1322



Read	Level	Factor	Limit	Over	APos	TPos	Remark	Pol/Phase	Note	
MHz	dBuV/m	dBuV	dB/m	dBuV/m	dB	cm	deg			
1	5148.55	52.70	9.81	42.89	54.00	-1.30	110	297	Average	Vertical
2	5189.00	105.31	62.33	42.98	54.00	51.31	110	297	Average	Vertical
3	5460.15	45.75	2.49	43.26	54.00	-8.25	110	297	Average	Vertical

802.11ax HE20

CH 40 (Horizontal) Peak

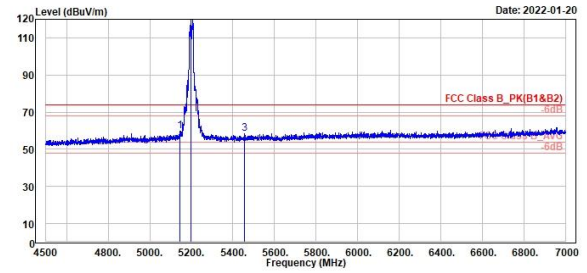
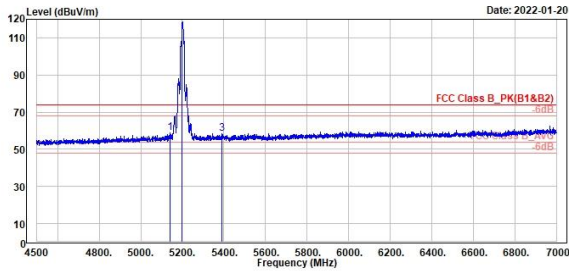
CH 40 (Vertical) Peak



TUV Rheinland Taiwan Ltd.
No. 438-18, Sec 2, Fenliao, Linkou Dist., New Taipei City 244, Taiwan(R.O.C.)
Tel: +886-2172-1000 Fax: +886-2172-1322



TUV Rheinland Taiwan Ltd.
No. 438-18, Sec 2, Fenliao, Linkou Dist., New Taipei City 244, Taiwan(R.O.C.)
Tel: +886-2172-1000 Fax: +886-2172-1322



Peak	Freq	Level	Read	Limit	Over	APos	TPos	Remark	Pol/Phase	Note
	MHz	dBuV/m	dBuV	dB/m	dBuV/m	dB	cm	deg		
1	5142.58	58.96	16.11	42.85	74.00	-15.04	218	71 Peak	Horizontal	
2 *	5280.00	118.52	75.48	43.94	74.00	44.52	218	71 Peak	Horizontal	
3	5391.50	58.54	15.37	43.17	74.00	-15.46	218	71 Peak	Horizontal	

Peak	Freq	Level	Read	Limit	Over	APos	TPos	Remark	Pol/Phase	Note
	MHz	dBuV/m	dBuV	dB/m	dBuV/m	dB	cm	deg		
1	5147.00	59.06	17.09	42.87	74.00	-14.04	100	303 Peak	Vertical	
2 *	5200.00	120.15	77.11	43.04	74.00	46.15	100	303 Peak	Vertical	
3	5454.50	58.38	15.12	43.26	74.00	-15.62	100	303 Peak	Vertical	

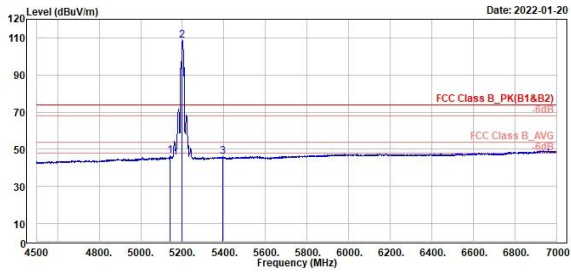
802.11ax HE20

CH 40 (Horizontal) Average

CH 40 (Vertical) Average



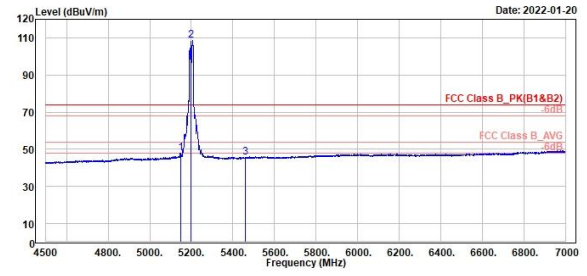
TUV Rheinland Taiwan Ltd.
No. 438-18, Sec 2, Fenliao, Linkou Dist., New Taipei City 244, Taiwan(R.O.C.)
Tel: +886-2172-1000 Fax: +886-2172-1322



1	2	3
Read Level	Read Level	Read Level
Factor	Factor	Factor
Limit Line	Limit Line	Limit Line
Over Limit	Over Limit	Over Limit
APos	APos	APos
TPos	TPos	TPos
Remark	Remark	Remark
Pol/Phase	Pol/Phase	Pol/Phase
Note	Note	Note
5142.58	5200.00	5393.50
46.39	100.40	45.91
3.54	65.36	2.74
42.85	43.04	43.17
54.00	54.00	54.00
-7.61	54.40	-8.09
218	218	218
71	71	71
Average	Average	Average
Horizontal	Horizontal	Horizontal



TUV Rheinland Taiwan Ltd.
No. 438-18, Sec 2, Fenliao, Linkou Dist., New Taipei City 244, Taiwan(R.O.C.)
Tel: +886-2172-1000 Fax: +886-2172-1322



1	2	3
Read Level	Read Level	Read Level
Factor	Factor	Factor
Limit Line	Limit Line	Limit Line
Over Limit	Over Limit	Over Limit
APos	APos	APos
TPos	TPos	TPos
Remark	Remark	Remark
Pol/Phase	Pol/Phase	Pol/Phase
Note	Note	Note
5148.50	5200.00	5460.00
47.79	100.64	45.77
4.90	65.60	2.51
42.89	43.04	43.26
54.00	54.00	54.00
-6.21	54.64	-8.23
100	100	100
303	303	303
Average	Average	Average
Vertical	Vertical	Vertical

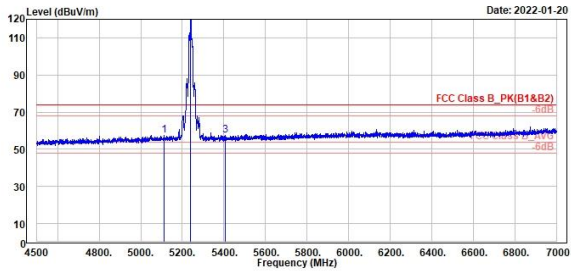
802.11ax HE20

CH 48 (Horizontal) Peak

CH 48 (Vertical) Peak



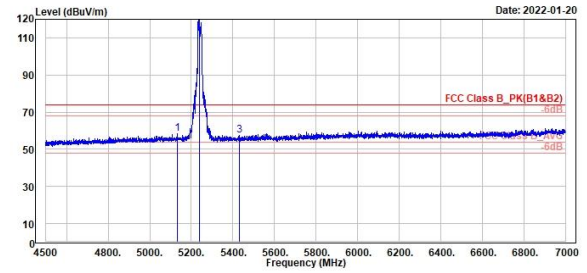
TUV Rheinland Taiwan Ltd.
No. 438-18, Sec 2, Fenliao, Linkou Dist., New Taipei City 244, Taiwan(R.O.C.)
Tel: +886-2172-1000 Fax: +886-2172-1322



Peak	Freq (MHz)	Level (dBuV/m)	Read Level (dBuV)	Factor (dB/m)	Limit Line (dBuV/m)	Over Limit (dB)	APos (cm)	TPos (deg)	Remark	Pol/Phase	Note
1	5113.00	57.62	14.97	42.65	74.00	-16.38	118	76	Peak	Horizontal	
2 *	5240.00	122.10	79.19	42.99	74.00	48.10	118	76	Peak	Horizontal	
3	5408.50	57.62	14.40	43.22	74.00	-16.38	118	76	Peak	Horizontal	



TUV Rheinland Taiwan Ltd.
No. 438-18, Sec 2, Fenliao, Linkou Dist., New Taipei City 244, Taiwan(R.O.C.)
Tel: +886-2172-1000 Fax: +886-2172-1322



Peak	Freq (MHz)	Level (dBuV/m)	Read Level (dBuV)	Factor (dB/m)	Limit Line (dBuV/m)	Over Limit (dB)	APos (cm)	TPos (deg)	Remark	Pol/Phase	Note
1	5131.00	58.39	15.62	42.77	74.00	-15.61	120	307	Peak	Vertical	
2 *	5240.00	121.06	78.07	42.99	74.00	47.06	120	307	Peak	Vertical	
3	5433.00	57.43	14.19	43.24	74.00	-16.57	120	307	Peak	Vertical	

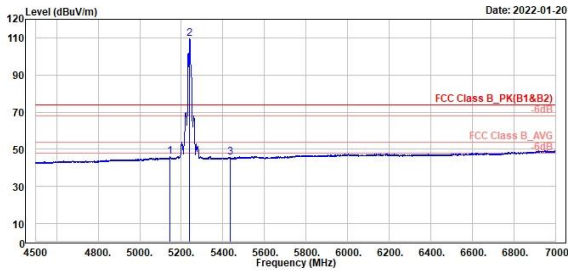
802.11ax HE20

CH 48 (Horizontal) Average

CH 48 (Vertical) Average



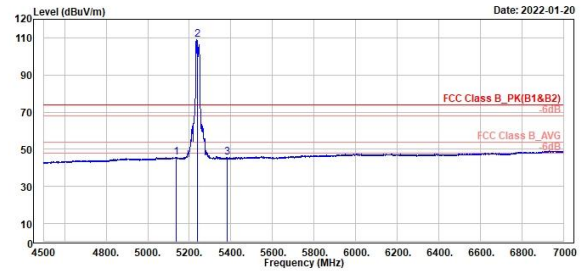
TUV Rheinland Taiwan Ltd.
No. 438-18, Sec 2, Fenliao, Linkou Dist., New Taipei City 244, Taiwan(R.O.C.)
Tel: +886-2172-1000 Fax: +886-2172-1322



Read	Level	Factor	Limit	Over	APos	TPos	Remark	Pol/Phase	Note
MHz	dBuV/m	dBuV	dB/m	dBuV/m	dB	cm	deg		
1	5145.00	46.01	3.15	42.86	54.00	-7.99	118	76 Average	Horizontal
2 *	5240.00	109.45	66.46	42.99	54.00	55.45	118	76 Average	Horizontal
3	5434.00	45.82	2.58	43.24	54.00	-8.18	118	76 Average	Horizontal



TUV Rheinland Taiwan Ltd.
No. 438-18, Sec 2, Fenliao, Linkou Dist., New Taipei City 244, Taiwan(R.O.C.)
Tel: +886-2172-1000 Fax: +886-2172-1322



Read	Level	Factor	Limit	Over	APos	TPos	Remark	Pol/Phase	Note
MHz	dBuV/m	dBuV	dB/m	dBuV/m	dB	cm	deg		
1	5136.50	45.72	2.91	42.81	54.00	-8.28	120	307 Average	Vertical
2 *	5240.00	100.93	65.94	42.99	54.00	54.93	120	307 Average	Vertical
3	5384.00	45.67	2.53	43.14	54.00	-8.33	120	307 Average	Vertical

802.11ax HE40

CH 38 (Horizontal) Peak

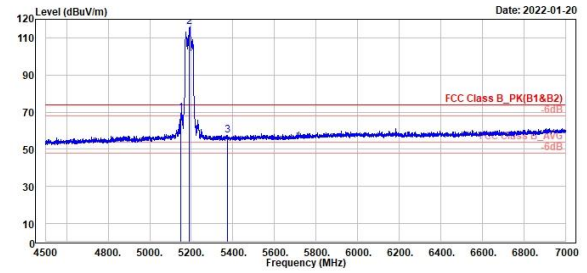
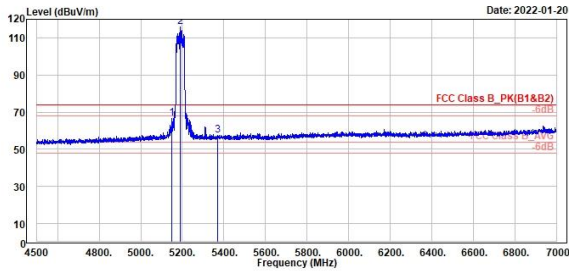
CH 38 (Vertical) Peak



TUV Rheinland Taiwan Ltd.
No. 438-18, Sec 2, Fenliao, Linkou Dist., New Taipei City 244, Taiwan(R.O.C.)
Tel: +886-2172-1000 Fax: +886-2172-1322



TUV Rheinland Taiwan Ltd.
No. 438-18, Sec 2, Fenliao, Linkou Dist., New Taipei City 244, Taiwan(R.O.C.)
Tel: +886-2172-1000 Fax: +886-2172-1322



Peak	Freq	Level	Read	Limit	Over	APos	TPos	Remark	Pol/Phase	Note
	MHz	dBuV/m	Level Factor	Line	Limit	cm	deg			
1	5149.00	86.74	23.85	42.89	74.00	-7.26	285	331 Peak	Horizontal	
2	5190.00	115.74	72.73	43.01	74.00	41.74	205	331 Peak	Horizontal	
3	5369.00	57.66	14.60	43.06	74.00	-16.34	285	331 Peak	Horizontal	

Peak	Freq	Level	Read	Limit	Over	APos	TPos	Remark	Pol/Phase	Note
	MHz	dBuV/m	Level Factor	Line	Limit	cm	deg			
1	5148.50	69.13	26.24	42.89	74.00	-4.87	332	32 Peak	Vertical	
2	5190.00	116.05	73.04	43.01	74.00	42.05	332	32 Peak	Vertical	
3	5375.50	57.39	14.30	43.09	74.00	-16.61	332	32 Peak	Vertical	

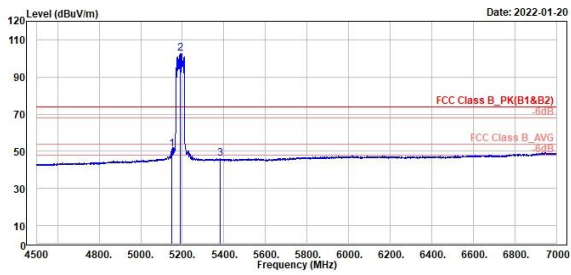
802.11ax HE40

CH 38 (Horizontal) Average

CH 38 (Vertical) Average



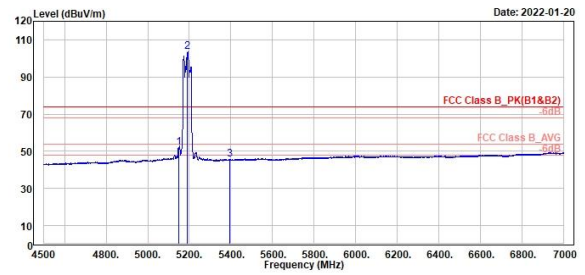
TUV Rheinland Taiwan Ltd.
No. 438-18, Sec 2, Fenliao, Linkou Dist., New Taipei City 244, Taiwan(R.O.C.)
Tel: +886-2172-1000 Fax: +886-2172-1322



Freq	Level	Read Level	Factor	Limit Line	Over Limit	APos	TPos	Remark	Pol/Phase	Note
MHz	dBuV/m	dBuV	dB/m	dBuV/m	dB	cm	deg			
1	5148.58	51.11	8.22	42.89	54.00	-2.89	285	331 Average	Horizontal	
2	* 5198.00	102.74	59.73	43.81	54.00	48.74	295	331 Average	Horizontal	
3	5388.50	45.89	2.78	43.11	54.00	-8.11	285	331 Average	Horizontal	



TUV Rheinland Taiwan Ltd.
No. 438-18, Sec 2, Fenliao, Linkou Dist., New Taipei City 244, Taiwan(R.O.C.)
Tel: +886-2172-1000 Fax: +886-2172-1322



Freq	Level	Read Level	Factor	Limit Line	Over Limit	APos	TPos	Remark	Pol/Phase	Note
MHz	dBuV/m	dBuV	dB/m	dBuV/m	dB	cm	deg			
1	5148.50	52.14	9.25	42.89	54.00	-1.86	332	32 Average	Vertical	
2	* 5198.00	103.62	60.61	43.01	54.00	49.62	332	32 Average	Vertical	
3	5394.00	45.66	2.48	43.18	54.00	-8.34	332	32 Average	Vertical	

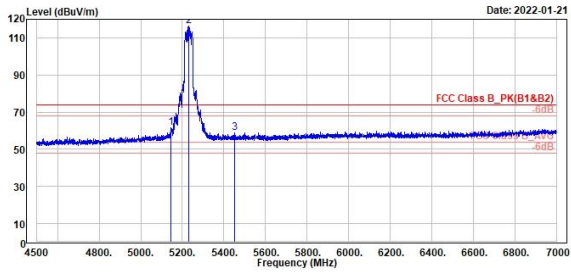
802.11ax HE40

CH 46 (Horizontal) Peak

CH 46 (Vertical) Peak



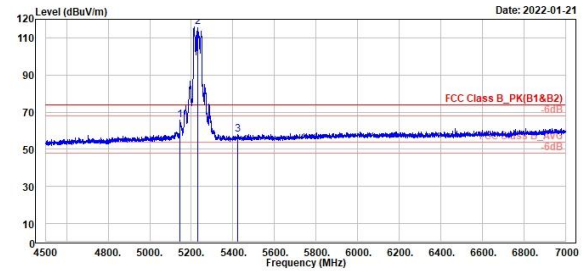
TUV Rheinland Taiwan Ltd.
No. 438-18, Sec 2, Fenliao, Linkou Dist., New Taipei City 244, Taiwan(R.O.C.)
Tel: +886-2172-1000 Fax: +886-2172-1322



Peak	Freq (MHz)	Level (dBuV/m)	Read Level (dBuV)	Factor (dB/m)	Limit Line (dBuV/m)	Over Limit (dB)	APos (cm)	TPos (deg)	Remark	Pol/Phase	Note
1	5146.58	61.39	18.52	42.87	74.00	-12.61	180	331	Peak	Horizontal	
2 *	5230.00	115.39	73.38	43.01	74.00	42.39	180	331	Peak	Horizontal	
3	5453.00	59.06	15.80	43.26	74.00	-14.94	180	331	Peak	Horizontal	



TUV Rheinland Taiwan Ltd.
No. 438-18, Sec 2, Fenliao, Linkou Dist., New Taipei City 244, Taiwan(R.O.C.)
Tel: +886-2172-1000 Fax: +886-2172-1322



Peak	Freq (MHz)	Level (dBuV/m)	Read Level (dBuV)	Factor (dB/m)	Limit Line (dBuV/m)	Over Limit (dB)	APos (cm)	TPos (deg)	Remark	Pol/Phase	Note
1	5147.00	65.73	22.86	42.87	74.00	-8.27	316	34	Peak	Vertical	
2 *	5230.00	115.63	72.62	43.01	74.00	41.63	316	34	Peak	Vertical	
3	5421.50	57.92	14.69	43.23	74.00	-16.08	316	34	Peak	Vertical	

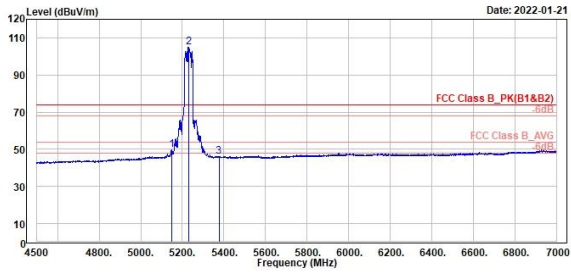
802.11ax HE40

CH 46 (Horizontal) Average

CH 46 (Vertical) Average



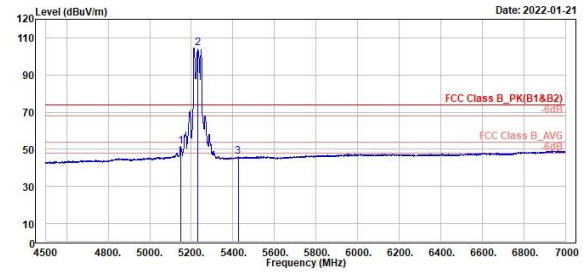
TUV Rheinland Taiwan Ltd.
No. 438-18, Sec 2, Fenliao, Linkou Dist., New Taipei City 244, Taiwan(R.O.C.)
Tel: +886-2172-1000 Fax: +886-2172-1322



Read	Level	Factor	Limit	Over	APos	TPos	Remark	Pol/Phase	Note
MHz	dBuV/m	dBuV	dB/m	dBuV/m	dB	cm	deg		
1	5148.58	49.84	6.95	42.89	54.00	-4.16	180	331	Average Horizontal
2	5238.00	105.15	62.14	43.01	54.00	51.15	180	331	Average Horizontal
3	5376.00	46.16	3.07	43.09	54.00	-7.84	180	331	Average Horizontal



TUV Rheinland Taiwan Ltd.
No. 438-18, Sec 2, Fenliao, Linkou Dist., New Taipei City 244, Taiwan(R.O.C.)
Tel: +886-2172-1000 Fax: +886-2172-1322



Read	Level	Factor	Limit	Over	APos	TPos	Remark	Pol/Phase	Note
MHz	dBuV/m	dBuV	dB/m	dBuV/m	dB	cm	deg		
1	5147.50	51.48	8.68	42.88	54.00	-2.52	316	34	Average Vertical
2	5238.00	104.48	61.47	43.01	54.00	50.48	316	34	Average Vertical
3	5425.00	46.05	2.82	43.23	54.00	-7.95	316	34	Average Vertical

802.11ax HE80

CH 42 (Horizontal) Peak

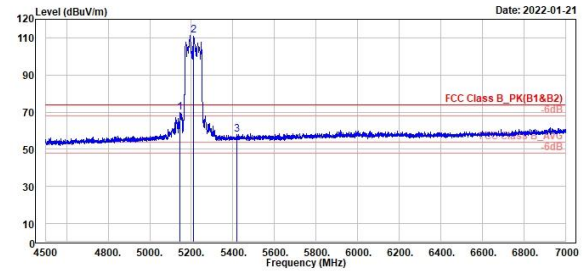
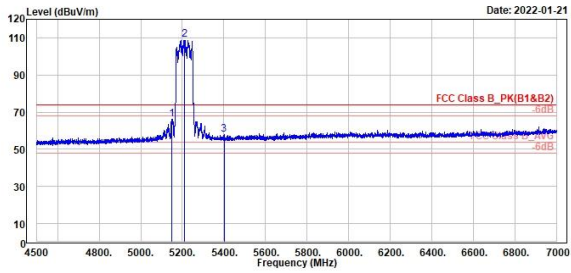
CH 42 (Vertical) Peak



TUV Rheinland Taiwan Ltd.
No. 438-18, Sec 2, Fenliiao, Linkou Dist., New Taipei City 244, Taiwan(R.O.C.)
Tel: +886-2172-1000 Fax: +886-2172-1322



TUV Rheinland Taiwan Ltd.
No. 438-18, Sec 2, Fenliiao, Linkou Dist., New Taipei City 244, Taiwan(R.O.C.)
Tel: +886-2172-1000 Fax: +886-2172-1322



Peak	Freq	Level	Read	Factor	Limit	Over	APos	TPos	Remark	Pol/Phase	Note
	MHz	dBuV/m	dBuV	dB/m	dBuV/m	dB	cm	deg			
1	5148.00	66.21	23.42	42.89	74.00	-7.69	100	83	Peak	Horizontal	
2 *	5219.00	109.94	65.81	43.93	74.00	34.84	100	83	Peak	Horizontal	
3	5400.50	57.99	14.78	43.21	74.00	-16.01	100	83	Peak	Horizontal	

Peak	Freq	Level	Read	Factor	Limit	Over	APos	TPos	Remark	Pol/Phase	Note
	MHz	dBuV/m	dBuV	dB/m	dBuV/m	dB	cm	deg			
1	5147.00	69.66	26.79	42.87	74.00	-4.34	317	31	Peak	Vertical	
2 *	5219.00	111.21	68.18	43.03	74.00	37.21	317	31	Peak	Vertical	
3	5420.00	57.89	14.66	43.23	74.00	-16.11	317	31	Peak	Vertical	

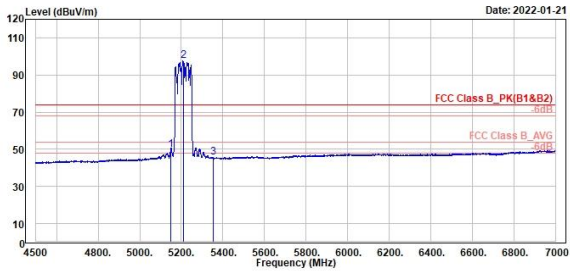
802.11ax HE80

CH 42 (Horizontal) Average

CH 42 (Vertical) Average



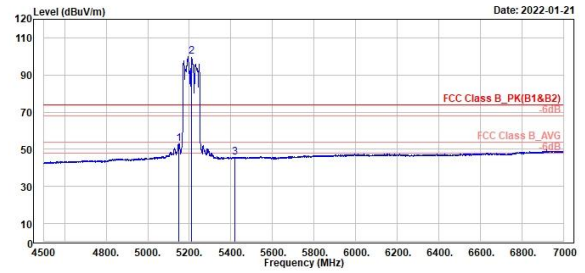
TUV Rheinland Taiwan Ltd.
No. 438-18, Sec 2, Fenliao, Linkou Dist., New Taipei City 244, Taiwan(R.O.C.)
Tel: +886-2172-1000 Fax: +886-2172-1322



Freq	Level	Read	Limit	Over	APos	TPos	Remark	Pol/Phase	Note
MHz	dBuV/m	dBuV	dB/m	dBuV/m	dB	cm	deg		
1	5150.00	49.71	6.81	42.90	54.00	-4.29	100	83	Average Horizontal
2	5219.00	97.65	56.62	43.03	54.00	43.65	100	83	Average Horizontal
3	5355.50	45.71	2.72	42.99	54.00	-8.29	100	83	Average Horizontal



TUV Rheinland Taiwan Ltd.
No. 438-18, Sec 2, Fenliao, Linkou Dist., New Taipei City 244, Taiwan(R.O.C.)
Tel: +886-2172-1000 Fax: +886-2172-1322



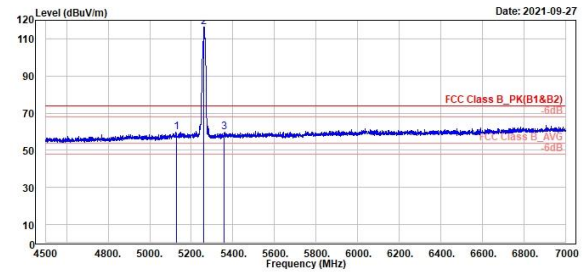
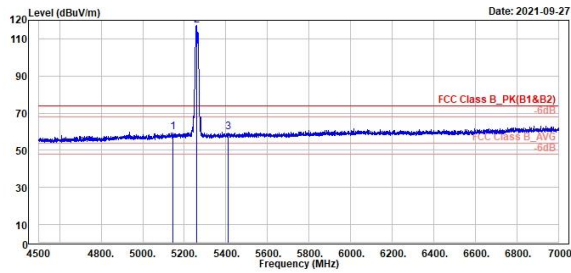
Freq	Level	Read	Limit	Over	APos	TPos	Remark	Pol/Phase	Note
MHz	dBuV/m	dBuV	dB/m	dBuV/m	dB	cm	deg		
1	5147.50	52.92	10.04	42.88	54.00	-1.08	317	31	Average Vertical
2	5219.00	99.67	56.84	43.03	54.00	45.67	317	31	Average Vertical
3	5420.50	45.70	2.47	43.23	54.00	-8.30	317	31	Average Vertical

U-NII-2A

802.11a

CH 52 (Horizontal) Peak

CH 52 (Vertical) Peak



Peak	Freq	Level	Read	Limit	Over	APos	TPos	Remark	Pol/Phase	Note
	MHz	dBuV/m	dBuV	dB/m	dBuV/m	dB	cm	deg		
1	5145.00	59.96	17.18	42.78	74.00	-14.04	196	331 Peak	Horizontal	
2	5250.00	117.16	73.99	43.17	74.00	43.16	196	331 Peak	Horizontal	
3	5409.00	59.65	16.05	43.60	74.00	-14.35	196	331 Peak	Horizontal	

Peak	Freq	Level	Read	Limit	Over	APos	TPos	Remark	Pol/Phase	Note
	MHz	dBuV/m	dBuV	dB/m	dBuV/m	dB	cm	deg		
1	5130.00	59.09	17.25	42.74	74.00	-14.01	377	335 Peak	Vertical	
2	5260.00	116.47	73.30	43.17	74.00	42.47	377	335 Peak	Vertical	
3	5359.00	59.75	16.33	43.42	74.00	-14.25	377	335 Peak	Vertical	

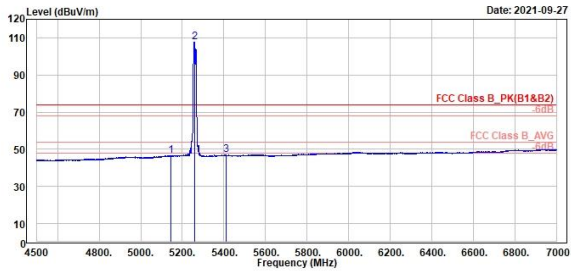
802.11a

CH 52 (Horizontal) Average

CH 52 (Vertical) Average



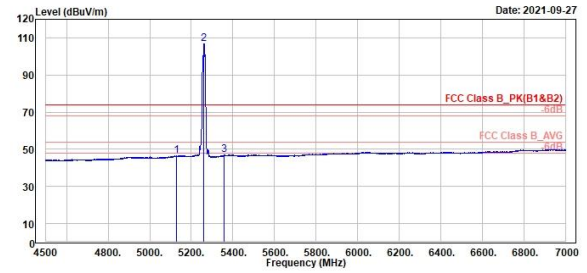
TUV Rheinland Taiwan Ltd.
No. 438-18, Sec 2, Fenliao, Linkou Dist., New Taipei City 244, Taiwan(R.O.C.)
Tel: +886-2172-1000 Fax: +886-2172-1322



Freq	Level	Read Level	Factor	Limit Line	Over Limit	APos	TPos	Remark	Pol/Phase	Note
MHz	dBuV/m	dBuV	dB/m	dBuV/m	dB	cm	deg			
1	5145.00	46.73	3.95	42.78	54.00	-7.27	196	331 Average	Horizontal	
2 *	5269.00	107.62	64.45	43.17	54.00	53.62	196	331 Average	Horizontal	
3	5409.00	46.91	3.31	43.60	54.00	-7.09	196	331 Average	Horizontal	



TUV Rheinland Taiwan Ltd.
No. 438-18, Sec 2, Fenliao, Linkou Dist., New Taipei City 244, Taiwan(R.O.C.)
Tel: +886-2172-1000 Fax: +886-2172-1322



Freq	Level	Read Level	Factor	Limit Line	Over Limit	APos	TPos	Remark	Pol/Phase	Note
MHz	dBuV/m	dBuV	dB/m	dBuV/m	dB	cm	deg			
1	5130.00	46.40	3.66	42.74	74.00	-27.60	377	335 Peak	Vertical	
2 *	5269.00	106.86	63.69	43.17	74.00	32.86	377	335 Peak	Vertical	
3	5359.00	47.09	3.67	43.42	74.00	-26.91	377	335 Peak	Vertical	

802.11a

CH 60 (Horizontal) Peak

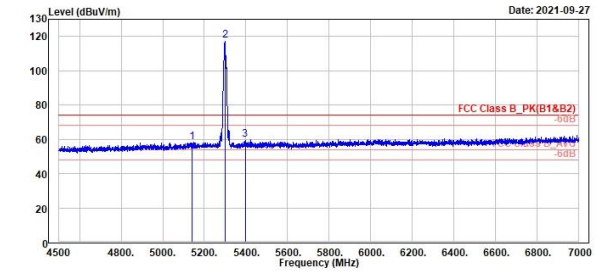
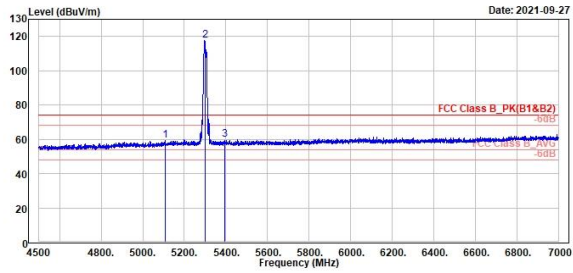
CH 60 (Vertical) Peak



TUV Rheinland Taiwan Ltd.
No. 438-18, Sec 2, Fenliao, Linkou Dist., New Taipei City 244, Taiwan(R.O.C.)
Tel: +886-2172-1000 Fax: +886-2172-1322



TUV Rheinland Taiwan Ltd.
No. 438-18, Sec 2, Fenliao, Linkou Dist., New Taipei City 244, Taiwan(R.O.C.)
Tel: +886-2172-1000 Fax: +886-2172-1322



Peak	Freq	Level	Read	Factor	Limit	Over	APos	TPos	Remark	Pol/Phase	Note
	MHz	dBuV/m	dBuV	dB/m	dBuV/m	dB	cm	deg			
1	5186.58	59.25	16.58	42.67	74.00	-14.75	192	331	Peak	Horizontal	
2	5390.00	117.85	74.73	43.12	74.00	43.85	192	331	Peak	Horizontal	
3	5395.00	59.71	16.12	43.59	74.00	-14.29	192	331	Peak	Horizontal	

Peak	Freq	Level	Read	Factor	Limit	Over	APos	TPos	Remark	Pol/Phase	Note
	MHz	dBuV/m	dBuV	dB/m	dBuV/m	dB	cm	deg			
1	5140.00	58.20	15.43	42.77	74.00	-15.80	320	340	Peak	Vertical	
2	5390.00	117.74	74.62	43.12	74.00	43.74	320	340	Peak	Vertical	
3	5396.50	59.76	16.16	43.60	74.00	-14.24	320	340	Peak	Vertical	

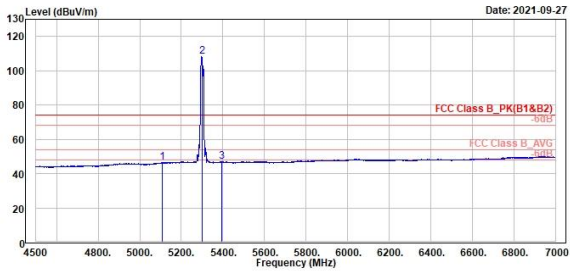
802.11a

CH 60 (Horizontal) Average

CH 60 (Vertical) Average



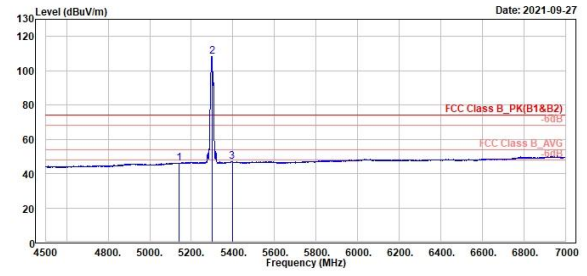
TUV Rheinland Taiwan Ltd.
No. 438-18, Sec 2, Fenliiao, Linkou Dist., New Taipei City 244, Taiwan(R.O.C.)
Tel: +886-2172-1000 Fax: +886-2172-1322



Read	Level	Factor	Limit	Over	APos	TPos	Remark	Pol/Phase	Note
MHz	dBuV/m	dBuV	dB/m	dBuV/m	dB	cm	deg		
1	5186.58	46.61	3.94	42.67	54.00	-7.39	192	331 Average	Horizontal
2 *	5300.00	108.15	65.83	43.12	54.00	54.15	192	331 Average	Horizontal
3	5395.00	47.02	3.43	43.59	54.00	-6.98	192	331 Average	Horizontal



TUV Rheinland Taiwan Ltd.
No. 438-18, Sec 2, Fenliiao, Linkou Dist., New Taipei City 244, Taiwan(R.O.C.)
Tel: +886-2172-1000 Fax: +886-2172-1322



Read	Level	Factor	Limit	Over	APos	TPos	Remark	Pol/Phase	Note
MHz	dBuV/m	dBuV	dB/m	dBuV/m	dB	cm	deg		
1	5140.00	46.16	3.39	42.77	54.00	-7.84	320	340 Average	Vertical
2 *	5300.00	108.10	64.98	43.12	54.00	54.10	320	340 Average	Vertical
3	5396.50	47.15	3.55	43.60	54.00	-6.85	320	340 Average	Vertical

802.11a

CH 64 (Horizontal) Peak

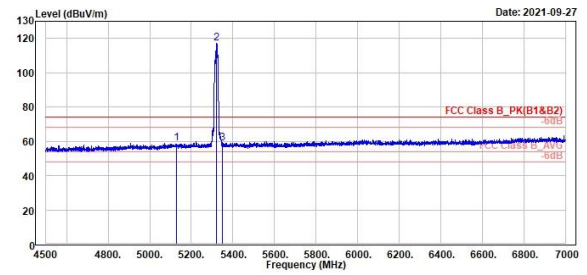
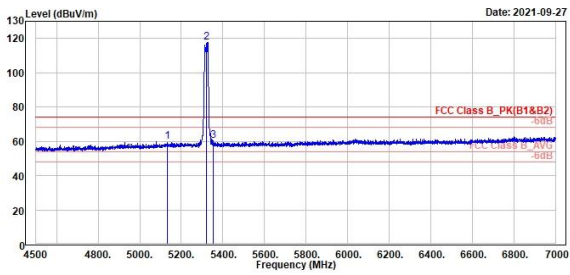
CH 64 (Vertical) Peak



TUV Rheinland Taiwan Ltd.
No. 438-18, Sec 2, Fenliao, Linkou Dist., New Taipei City 244, Taiwan(R.O.C.)
Tel: +886-2172-1000 Fax: +886-2172-1322



TUV Rheinland Taiwan Ltd.
No. 438-18, Sec 2, Fenliao, Linkou Dist., New Taipei City 244, Taiwan(R.O.C.)
Tel: +886-2172-1000 Fax: +886-2172-1322



Peak	Freq	Level	Read Level	Factor	Limit Line	Over Limit	APos	TPos	Remark	Pol/Phase	Note
	MHz	dBuV/m	dBuV	dB/m	dBuV/m	dB	cm	deg			
1	5132.00	59.66	16.92	42.74	74.00	-14.34	156	166	Peak	Horizontal	
2 *	5330.00	117.73	74.51	43.22	74.00	43.73	156	166	Peak	Horizontal	
3	5353.00	60.22	16.84	43.38	74.00	-13.78	156	166	Peak	Horizontal	

Peak	Freq	Level	Read Level	Factor	Limit Line	Over Limit	APos	TPos	Remark	Pol/Phase	Note
	MHz	dBuV/m	dBuV	dB/m	dBuV/m	dB	cm	deg			
1	5129.00	59.00	16.26	42.74	74.00	-15.00	264	353	Peak	Vertical	
2 *	5330.00	117.34	74.12	43.22	74.00	43.34	264	353	Peak	Vertical	
3	5350.00	59.06	15.69	43.37	74.00	-14.94	264	353	Peak	Vertical	

802.11a

CH 64 (Horizontal) Average

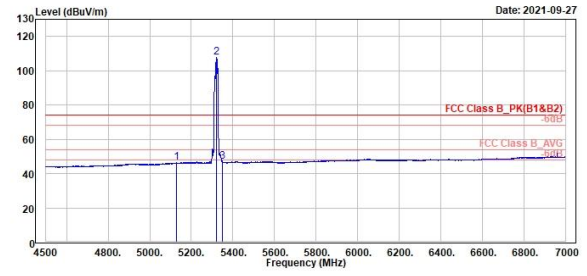
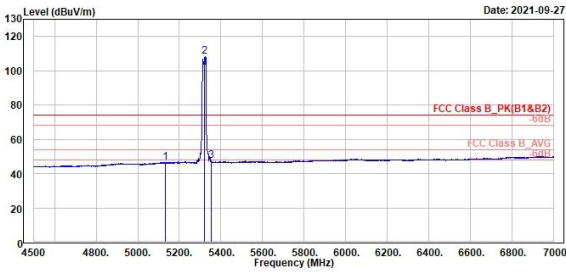
CH 64 (Vertical) Average



TUV Rheinland Taiwan Ltd.
No. 438-18, Sec 2, Fenliao, Linkou Dist., New Taipei City 244, Taiwan(R.O.C.)
Tel: +886-2172-1000 Fax: +886-2172-1322



TUV Rheinland Taiwan Ltd.
No. 438-18, Sec 2, Fenliao, Linkou Dist., New Taipei City 244, Taiwan(R.O.C.)
Tel: +886-2172-1000 Fax: +886-2172-1322



1	2	3							
Freq	Level	Read	Limit	Over	APos	TPos	Remark	Pol/Phase	Note
MHz	dBuV/m	dBuV	dB/m	dBuV/m	dB	cm	deg		
5132.00	46.65	3.91	42.74	54.00	-7.35	156	166	Average	Horizontal
5330.00	108.13	64.91	43.22	54.00	54.13	156	166	Average	Horizontal
5353.00	47.42	4.04	43.38	54.00	-6.58	156	166	Average	Horizontal

1	2	3							
Freq	Level	Read	Limit	Over	APos	TPos	Remark	Pol/Phase	Note
MHz	dBuV/m	dBuV	dB/m	dBuV/m	dB	cm	deg		
5129.00	46.36	3.62	42.74	54.00	-7.64	264	353	Average	Vertical
5330.00	107.56	64.34	43.22	54.00	53.56	264	353	Average	Vertical
5350.00	46.98	3.61	43.37	54.00	-7.02	264	353	Average	Vertical

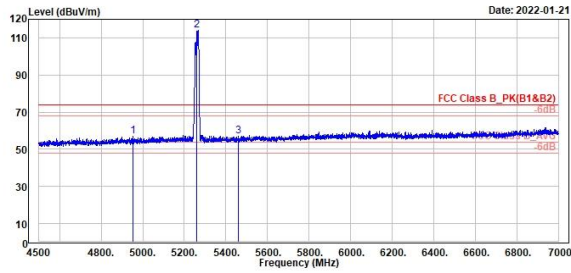
802.11ax HE20

CH 52 (Horizontal) Peak

CH 52 (Vertical) Peak



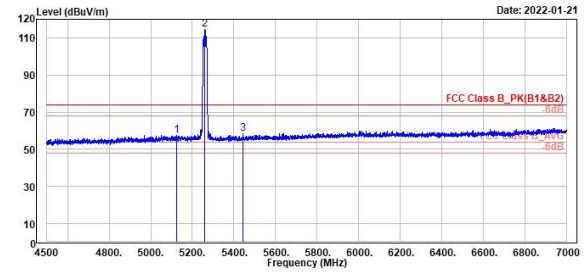
TUV Rheinland Taiwan Ltd.
No. 438-18, Sec 2, Fenliao, Linkou Dist., New Taipei City 244, Taiwan(R.O.C.)
Tel: +886-2172-1000 Fax: +886-2172-1322



Peak	Freq (MHz)	Level (dBuV/m)	Read Level (dBuV)	Factor (dB/m)	Limit Line (dBuV/m)	Over Limit (dB)	APos (cm)	TPos (deg)	Remark	Pol/Phase	Note
1	4951.00	57.03	14.70	42.33	74.00	-16.97	103	73	Peak	Horizontal	
2 *	5250.00	113.91	70.94	42.97	74.00	39.91	103	73	Peak	Horizontal	
3	5459.50	57.24	13.98	43.26	74.00	-16.76	103	73	Peak	Horizontal	



TUV Rheinland Taiwan Ltd.
No. 438-18, Sec 2, Fenliao, Linkou Dist., New Taipei City 244, Taiwan(R.O.C.)
Tel: +886-2172-1000 Fax: +886-2172-1322



Peak	Freq (MHz)	Level (dBuV/m)	Read Level (dBuV)	Factor (dB/m)	Limit Line (dBuV/m)	Over Limit (dB)	APos (cm)	TPos (deg)	Remark	Pol/Phase	Note
1	5125.00	57.57	14.84	42.73	74.00	-16.43	117	297	Peak	Vertical	
2 *	5260.00	114.71	71.74	42.97	74.00	40.71	117	297	Peak	Vertical	
3	5444.00	58.32	15.07	43.25	74.00	-15.68	117	297	Peak	Vertical	

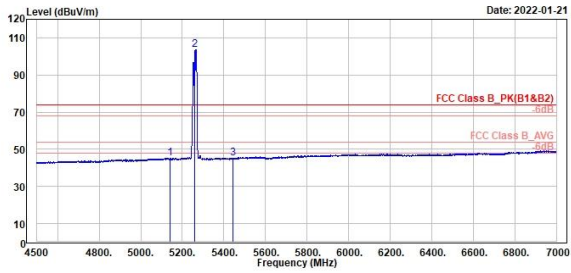
802.11ax HE20

CH 52 (Horizontal) Average

CH 52 (Vertical) Average



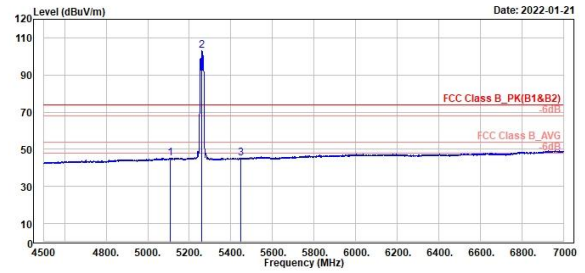
TUV Rheinland Taiwan Ltd.
No. 438-18, Sec 2, Fenliao, Linkou Dist., New Taipei City 244, Taiwan(R.O.C.)
Tel: +886-2172-1000 Fax: +886-2172-1322



Freq	Level	Read Level	Factor	Limit Line	Over Limit	APos	TPos	Remark	Pol/Phase	Note
MHz	dBuV/m	dBuV	dB/m	dBuV/m	dB	cm	deg			
1	5139.58	45.17	2.34	42.83	54.00	-8.83	103	73 Average	Horizontal	
2 *	5269.00	103.58	60.53	42.97	54.00	49.50	103	73 Average	Horizontal	
3	5443.00	45.25	2.00	43.25	54.00	-8.75	103	73 Average	Horizontal	



TUV Rheinland Taiwan Ltd.
No. 438-18, Sec 2, Fenliao, Linkou Dist., New Taipei City 244, Taiwan(R.O.C.)
Tel: +886-2172-1000 Fax: +886-2172-1322



Freq	Level	Read Level	Factor	Limit Line	Over Limit	APos	TPos	Remark	Pol/Phase	Note
MHz	dBuV/m	dBuV	dB/m	dBuV/m	dB	cm	deg			
1	5118.00	45.35	2.73	42.62	54.00	-8.65	117	297 Average	Vertical	
2 *	5269.00	103.12	60.15	42.97	54.00	49.12	117	297 Average	Vertical	
3	5449.00	45.38	2.13	43.25	54.00	-8.62	117	297 Average	Vertical	

802.11ax HE20

CH 60 (Horizontal) Peak

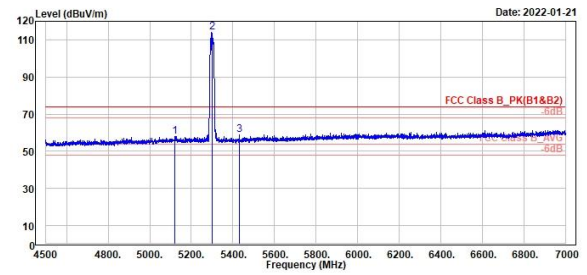
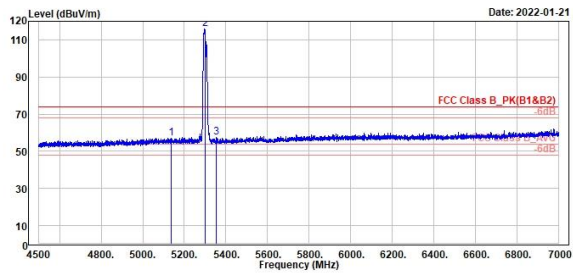
CH 60 (Vertical) Peak



TUV Rheinland Taiwan Ltd.
No. 438-18, Sec 2, Fenliao, Linkou Dist., New Taipei City 244, Taiwan(R.O.C.)
Tel: +886-2172-1000 Fax: +886-2172-1322



TUV Rheinland Taiwan Ltd.
No. 438-18, Sec 2, Fenliao, Linkou Dist., New Taipei City 244, Taiwan(R.O.C.)
Tel: +886-2172-1000 Fax: +886-2172-1322



Peak	Freq	Level	Read	Factor	Limit	Over	APos	TPos	Remark	Pol/Phase	Note
	MHz	dBuV/m	dBuV	dB/m	dBuV/m	dB	cm	deg			
1	5136.00	57.15	14.34	42.81	74.00	-16.85	103	70	Peak	Horizontal	
2 *	5300.00	115.67	72.75	42.92	74.00	41.67	103	70	Peak	Horizontal	
3	5352.50	57.64	14.66	42.98	74.00	-16.36	103	70	Peak	Horizontal	

Peak	Freq	Level	Read	Factor	Limit	Over	APos	TPos	Remark	Pol/Phase	Note
	MHz	dBuV/m	dBuV	dB/m	dBuV/m	dB	cm	deg			
1	5130.00	57.93	15.24	42.69	74.00	-16.07	140	318	Peak	Vertical	
2 *	5300.00	113.93	71.01	42.92	74.00	39.93	140	318	Peak	Vertical	
3	5430.50	58.82	15.58	43.24	74.00	-15.18	140	318	Peak	Vertical	

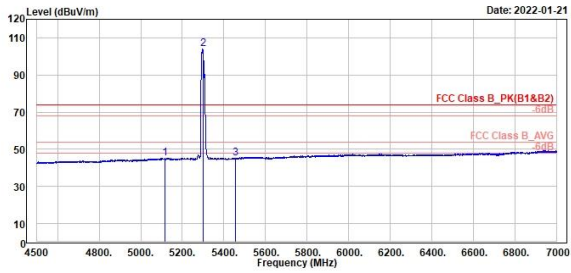
802.11ax HE20

CH 60 (Horizontal) Average

CH 60 (Vertical) Average



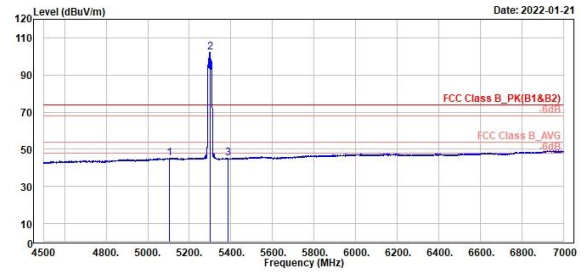
TUV Rheinland Taiwan Ltd.
No. 438-18, Sec 2, Fenliao, Linkou Dist., New Taipei City 244, Taiwan(R.O.C.)
Tel: +886-2172-1000 Fax: +886-2172-1322



Freq	Level	Read	Limit	Over	APos	TPos	Remark	Pol/Phase	Note
MHz	dBuV/m	dBuV	dB/m	dBuV/m	dB	cm	deg		
1	5115.58	45.37	2.71	42.66	54.00	-8.63	103	70	Average Horizontal
2 *	5300.00	104.01	61.09	42.92	54.00	50.01	103	70	Average Horizontal
3	5454.00	45.39	2.13	43.26	54.00	-8.61	103	70	Average Horizontal



TUV Rheinland Taiwan Ltd.
No. 438-18, Sec 2, Fenliao, Linkou Dist., New Taipei City 244, Taiwan(R.O.C.)
Tel: +886-2172-1000 Fax: +886-2172-1322



Freq	Level	Read	Limit	Over	APos	TPos	Remark	Pol/Phase	Note
MHz	dBuV/m	dBuV	dB/m	dBuV/m	dB	cm	deg		
1	5104.00	45.28	2.70	42.58	54.00	-8.72	140	318	Average Vertical
2 *	5300.00	102.12	59.20	42.92	54.00	48.12	140	318	Average Vertical
3	5386.00	45.28	2.14	43.14	54.00	-8.72	140	318	Average Vertical

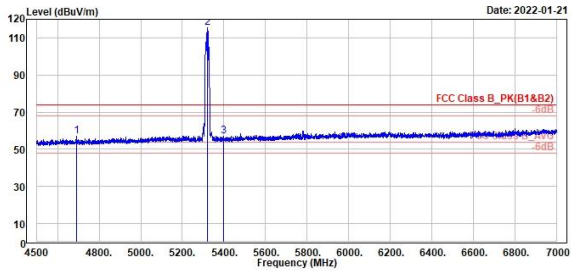
802.11ax HE20

CH 64 (Horizontal) Peak

CH 64 (Vertical) Peak



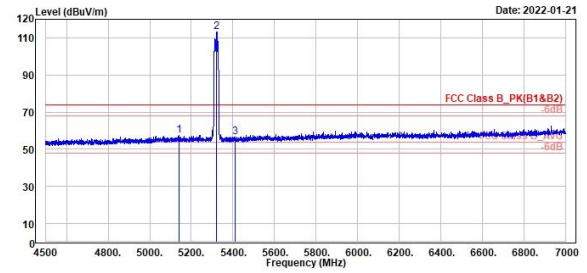
TUV Rheinland Taiwan Ltd.
No. 438-18, Sec 2, Fenliao, Linkou Dist., New Taipei City 244, Taiwan(R.O.C.)
Tel: +886-2172-1000 Fax: +886-2172-1322



Peak	Freq (MHz)	Level (dBuV/m)	Read Level (dBuV)	Factor (dB/m)	Limit Line (dBuV/m)	Over Limit (dB)	APos (cm)	TPos (deg)	Remark	Pol/Phase	Note
1	4689.58	57.16	15.06	42.10	74.00	-16.84	112	76	Peak	Horizontal	
2 *	5328.00	115.38	72.44	42.94	74.00	41.38	112	76	Peak	Horizontal	
3	5397.50	57.14	13.94	43.20	74.00	-16.86	112	76	Peak	Horizontal	



TUV Rheinland Taiwan Ltd.
No. 438-18, Sec 2, Fenliao, Linkou Dist., New Taipei City 244, Taiwan(R.O.C.)
Tel: +886-2172-1000 Fax: +886-2172-1322



Peak	Freq (MHz)	Level (dBuV/m)	Read Level (dBuV)	Factor (dB/m)	Limit Line (dBuV/m)	Over Limit (dB)	APos (cm)	TPos (deg)	Remark	Pol/Phase	Note
1	5142.00	57.38	14.46	42.84	74.00	-16.70	150	323	Peak	Vertical	
2 *	5328.00	113.28	70.34	42.94	74.00	39.28	150	323	Peak	Vertical	
3	5409.00	56.79	13.57	43.22	74.00	-17.21	150	323	Peak	Vertical	

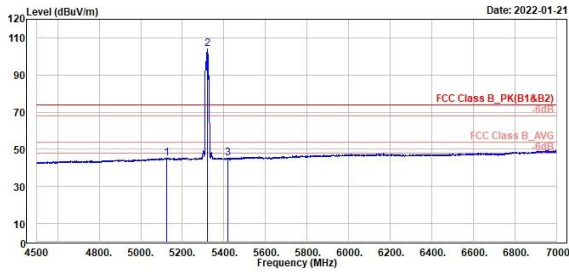
802.11ax HE20

CH 64 (Horizontal) Average

CH 64 (Vertical) Average



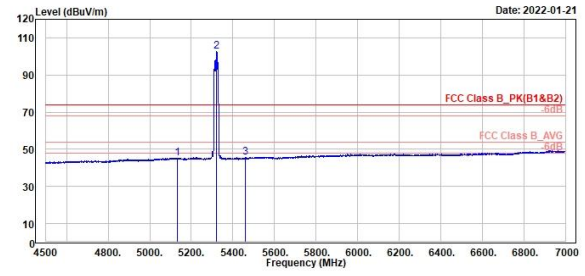
TUV Rheinland Taiwan Ltd.
No. 438-18, Sec 2, Fenliao, Linkou Dist., New Taipei City 244, Taiwan(R.O.C.)
Tel: +886-2172-1000 Fax: +886-2172-1322



1	2	3
5126.00	5320.00	5417.50
45.24	104.04	45.30
2.50	61.10	2.08
42.74	42.94	43.22
54.00	54.00	54.00
-8.76	50.04	-8.70
112	112	112
76	76	76
Average	Average	Average
Horizontal	Horizontal	Horizontal



TUV Rheinland Taiwan Ltd.
No. 438-18, Sec 2, Fenliao, Linkou Dist., New Taipei City 244, Taiwan(R.O.C.)
Tel: +886-2172-1000 Fax: +886-2172-1322



1	2	3
5131.00	5320.00	5458.00
45.31	102.06	45.49
2.54	59.92	2.23
42.77	42.94	43.26
54.00	54.00	54.00
-8.69	48.86	-8.51
150	150	150
323	323	323
Average	Average	Average
Vertical	Vertical	Vertical

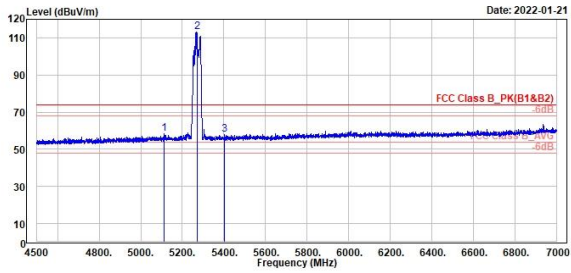
802.11ax HE40

CH 54 (Horizontal) Peak

CH 54 (Vertical) Peak



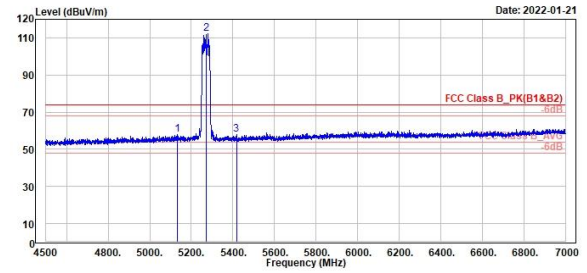
TUV Rheinland Taiwan Ltd.
No. 438-18, Sec 2, Fenliiao, Linkou Dist., New Taipei City 244, Taiwan(R.O.C.)
Tel: +886-2172-1000 Fax: +886-2172-1322



Peak	Freq	Level	Read	Factor	Limit	Over	APos	TPos	Remark	Pol/Phase	Note
	MHz	dBuV/m	dBuV	dB/m	dBuV/m	dB	cm	deg			
1	5112.00	58.22	15.58	42.64	74.00	-15.78	100	69	Peak	Horizontal	
2 *	5270.00	113.37	70.41	42.96	74.00	39.37	100	69	Peak	Horizontal	
3	5403.50	57.74	14.53	43.21	74.00	-16.26	100	69	Peak	Horizontal	



TUV Rheinland Taiwan Ltd.
No. 438-18, Sec 2, Fenliiao, Linkou Dist., New Taipei City 244, Taiwan(R.O.C.)
Tel: +886-2172-1000 Fax: +886-2172-1322



Peak	Freq	Level	Read	Factor	Limit	Over	APos	TPos	Remark	Pol/Phase	Note
	MHz	dBuV/m	dBuV	dB/m	dBuV/m	dB	cm	deg			
1	5132.00	57.80	15.03	42.77	74.00	-16.20	117	300	Peak	Vertical	
2 *	5270.00	112.05	69.09	42.96	74.00	38.05	117	300	Peak	Vertical	
3	5417.00	57.74	14.52	43.22	74.00	-16.26	117	300	Peak	Vertical	

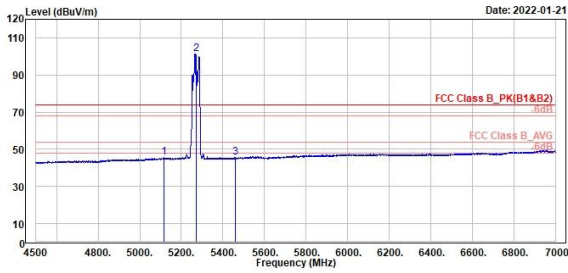
802.11ax HE40

CH 54 (Horizontal) Average

CH 54 (Vertical) Average



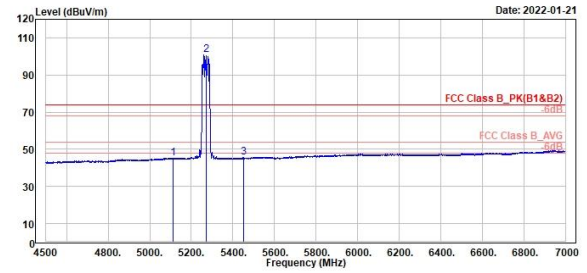
TUV Rheinland Taiwan Ltd.
No. 438-18, Sec 2, Fenliao, Linkou Dist., New Taipei City 244, Taiwan(R.O.C.)
Tel: +886-2172-1000 Fax: +886-2172-1322



1	2	3
5118.00	5270.00	5458.00
45.41	101.24	45.47
2.73	50.28	2.21
42.68	42.96	43.26
54.00	54.00	54.00
-8.59	47.24	-8.53
100	100	100
69	69	69
Average	Average	Average
Horizontal	Horizontal	Horizontal



TUV Rheinland Taiwan Ltd.
No. 438-18, Sec 2, Fenliao, Linkou Dist., New Taipei City 244, Taiwan(R.O.C.)
Tel: +886-2172-1000 Fax: +886-2172-1322



1	2	3
5111.50	5270.00	5451.00
45.35	100.66	45.50
2.72	57.70	2.25
42.63	42.96	43.25
54.00	54.00	54.00
-8.65	46.66	-8.50
117	117	117
300	300	300
Average	Average	Average
Vertical	Vertical	Vertical

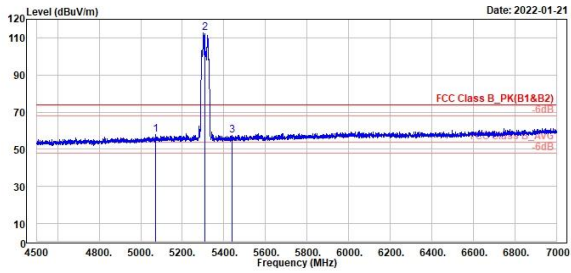
802.11ax HE40

CH 62 (Horizontal) Peak

CH 62 (Vertical) Peak



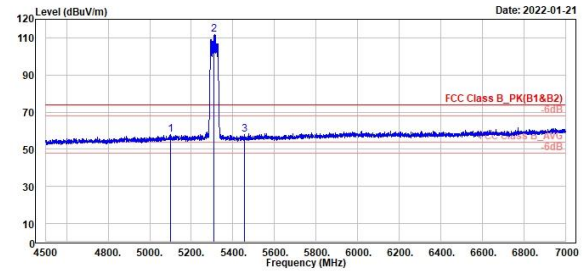
TUV Rheinland Taiwan Ltd.
No. 438-18, Sec 2, Fenliao, Linkou Dist., New Taipei City 244, Taiwan(R.O.C.)
Tel: +886-2172-1000 Fax: +886-2172-1322



Peak	Freq (MHz)	Level (dBuV/m)	Read Level (dBuV)	Factor (dB/m)	Limit Line (dBuV/m)	Over Limit (dB)	APos (cm)	TPos (deg)	Remark	Pol/Phase	Note
1	5070.50	58.00	15.41	42.59	74.00	-16.00	128	74	Peak	Horizontal	
2 *	5318.00	112.54	69.61	42.93	74.00	38.54	128	74	Peak	Horizontal	
3	5438.50	57.56	14.32	43.24	74.00	-16.44	128	74	Peak	Horizontal	



TUV Rheinland Taiwan Ltd.
No. 438-18, Sec 2, Fenliao, Linkou Dist., New Taipei City 244, Taiwan(R.O.C.)
Tel: +886-2172-1000 Fax: +886-2172-1322



Peak	Freq (MHz)	Level (dBuV/m)	Read Level (dBuV)	Factor (dB/m)	Limit Line (dBuV/m)	Over Limit (dB)	APos (cm)	TPos (deg)	Remark	Pol/Phase	Note
1	5101.00	58.06	15.49	42.57	74.00	-15.94	117	307	Peak	Vertical	
2 *	5318.00	111.72	68.79	42.93	74.00	37.72	117	307	Peak	Vertical	
3	5456.00	57.83	14.57	43.26	74.00	-16.17	117	307	Peak	Vertical	

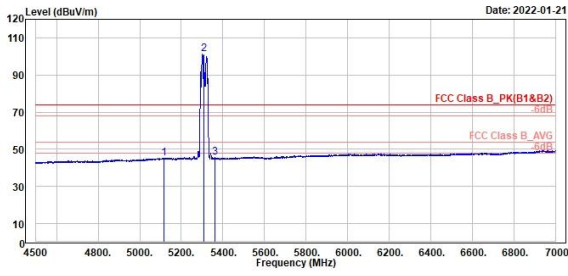
802.11ax HE40

CH 62 (Horizontal) Average

CH 62 (Vertical) Average



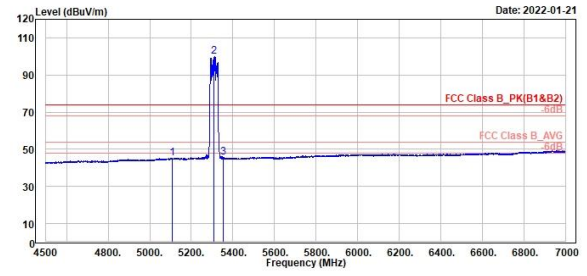
TUV Rheinland Taiwan Ltd.
No. 438-18, Sec 2, Fenliao, Linkou Dist., New Taipei City 244, Taiwan(R.O.C.)
Tel: +886-2172-1000 Fax: +886-2172-1322



1	2	3
5117.58	5310.00	5361.50
45.36	101.14	45.69
2.69	50.21	2.66
42.67	42.93	43.03
54.00	54.00	54.00
-8.64	47.14	-8.31
128	128	128
74	74	74
Average	Average	Average
Horizontal	Horizontal	Horizontal



TUV Rheinland Taiwan Ltd.
No. 438-18, Sec 2, Fenliao, Linkou Dist., New Taipei City 244, Taiwan(R.O.C.)
Tel: +886-2172-1000 Fax: +886-2172-1322



1	2	3
5107.00	5310.00	5354.50
45.23	99.95	45.81
2.63	57.02	2.82
42.60	42.93	42.99
54.00	54.00	54.00
-9.77	45.95	-8.19
117	117	117
307	307	307
Average	Average	Average
Vertical	Vertical	Vertical

802.11ax HE80

CH 58 (Horizontal) Peak

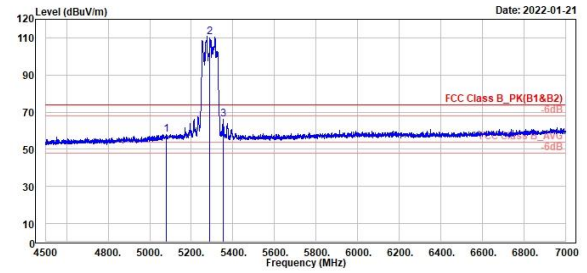
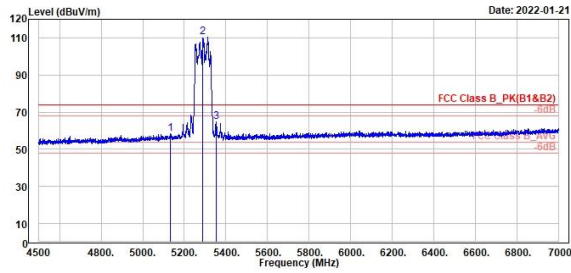
CH 58 (Vertical) Peak



TUV Rheinland Taiwan Ltd.
No. 438-18, Sec 2, Fenliao, Linkou Dist., New Taipei City 244, Taiwan(R.O.C.)
Tel: +886-2172-1000 Fax: +886-2172-1322



TUV Rheinland Taiwan Ltd.
No. 438-18, Sec 2, Fenliao, Linkou Dist., New Taipei City 244, Taiwan(R.O.C.)
Tel: +886-2172-1000 Fax: +886-2172-1322



Peak	Freq	Level	Read Level	Factor	Limit Line	Over Limit	APos	TPos	Remark	Pol/Phase	Note
	MHz	dBuV/m	dBuV	dB/m	dBuV/m	dB	cm	deg			
1	5134.00	58.44	15.66	42.78	74.00	-15.56	298	66	Peak	Horizontal	
2 *	5290.00	119.27	67.33	42.94	74.00	36.27	298	66	Peak	Horizontal	
3	5353.50	64.97	21.99	42.98	74.00	-9.03	298	66	Peak	Horizontal	

Peak	Freq	Level	Read Level	Factor	Limit Line	Over Limit	APos	TPos	Remark	Pol/Phase	Note
	MHz	dBuV/m	dBuV	dB/m	dBuV/m	dB	cm	deg			
1	5081.00	58.15	15.57	42.58	74.00	-15.85	312	24	Peak	Vertical	
2 *	5290.00	110.64	67.70	42.94	74.00	36.64	312	24	Peak	Vertical	
3	5355.00	66.17	23.18	42.99	74.00	-7.83	312	24	Peak	Vertical	

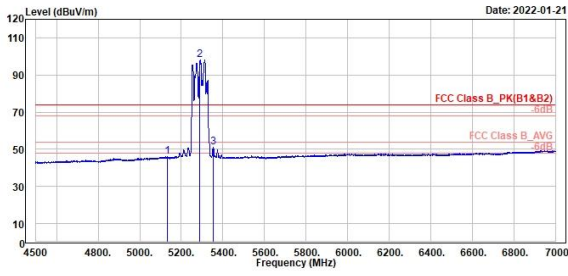
802.11ax HE80

CH 58 (Horizontal) Average

CH 58 (Vertical) Average



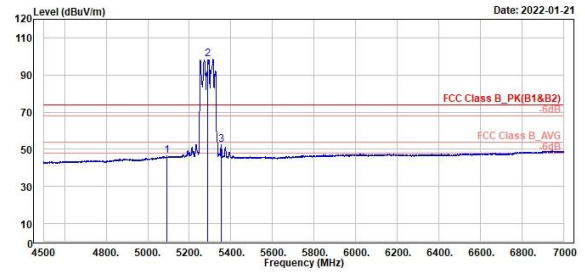
TUV Rheinland Taiwan Ltd.
No. 438-18, Sec 2, Fenliao, Linkou Dist., New Taipei City 244, Taiwan(R.O.C.)
Tel: +886-2172-1000 Fax: +886-2172-1322



Read	Level	Factor	Limit	Over	APos	TPos	Remark	Pol/Phase	Note
MHz	dBuV/m	dBuV	dB/m	dBuV/m	dB	cm	deg		
1	5133.00	45.95	3.17	42.78	54.00	-8.05	298	66 Average	Horizontal
2 *	5290.00	98.17	55.23	42.94	54.00	44.17	298	66 Average	Horizontal
3 !	5354.00	51.31	8.32	42.99	54.00	-2.69	298	66 Average	Horizontal



TUV Rheinland Taiwan Ltd.
No. 438-18, Sec 2, Fenliao, Linkou Dist., New Taipei City 244, Taiwan(R.O.C.)
Tel: +886-2172-1000 Fax: +886-2172-1322



Read	Level	Factor	Limit	Over	APos	TPos	Remark	Pol/Phase	Note
MHz	dBuV/m	dBuV	dB/m	dBuV/m	dB	cm	deg		
1	5091.00	46.36	3.79	42.57	54.00	-7.64	312	24 Average	Vertical
2 *	5290.00	98.66	55.72	42.94	54.00	44.66	312	24 Average	Vertical
3 !	5353.00	52.47	9.49	42.98	54.00	-1.53	312	24 Average	Vertical