

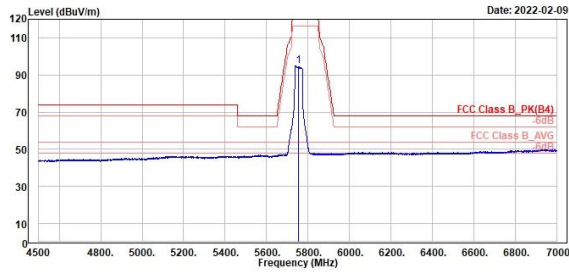
802.11ac VHT40

CH 151 (Horizontal) Average

CH 151 (Vertical) Average



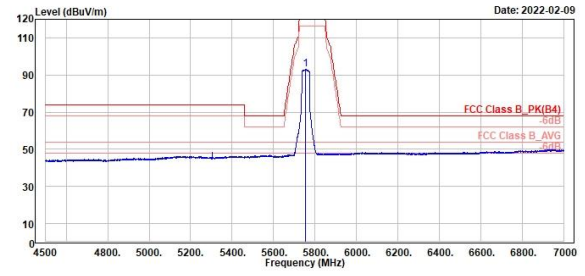
TUV Rheinland Taiwan Ltd.
No. 458-18, Sec 2, Fenliao, Linkou Dist., New Taipei City 244, Taiwan(R.O.C.)
Tel: +886-2172-1000 Fax: +886-2172-1322



Freq	Level	Read Level	Factor	Limit Line	Over Limit	APos	TPos	Remark	Pol/Phase	Note
MHz	dBuV/m	dBuV	dB/m	dBuV/m	dB	cm	deg			
1 * 5755.00	94.85	51.13	43.72	54.00	40.85	136	338	Average	Horizontal	



TUV Rheinland Taiwan Ltd.
No. 458-18, Sec 2, Fenliao, Linkou Dist., New Taipei City 244, Taiwan(R.O.C.)
Tel: +886-2172-1000 Fax: +886-2172-1322



Freq	Level	Read Level	Factor	Limit Line	Over Limit	APos	TPos	Remark	Pol/Phase	Note
MHz	dBuV/m	dBuV	dB/m	dBuV/m	dB	cm	deg			
1 * 5755.00	92.95	49.23	43.72	54.00	38.95	106	328	Average	Vertical	

802.11ac VHT40

CH 159 (Horizontal) Peak

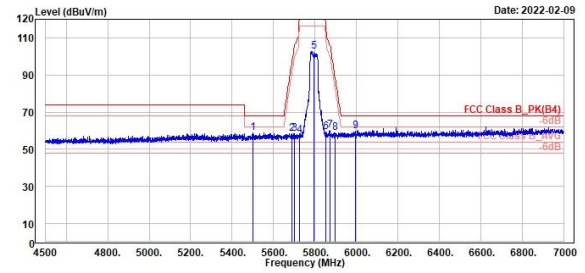
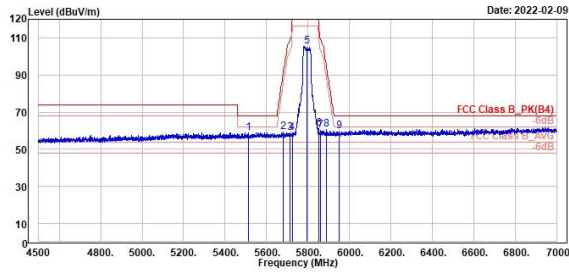
CH 159 (Vertical) Peak



TÜV Rheinland Taiwan Ltd.
No. 438-18, Sec 2, Fenliao, Linkou Dist., New Taipei City 244, Taiwan(R.O.C.)
Tel: +886-2172-1000 Fax: +886-2172-1322



TÜV Rheinland Taiwan Ltd.
No. 438-18, Sec 2, Fenliao, Linkou Dist., New Taipei City 244, Taiwan(R.O.C.)
Tel: +886-2172-1000 Fax: +886-2172-1322



Peak	Freq	Level	Read	Limit	Over	APos	TPos	Remark	Pol/Phase	Note
	MHz	dBuV/m	dBuV	dB/m	dBuV/m	dB	cm	deg		
1	5511.50	59.08	15.76	43.32	68.20	-9.12	126	332 Peak	Horizontal	
2	5680.50	59.16	15.59	43.57	90.81	-31.65	126	332 Peak	Horizontal	
3	5714.50	59.02	15.34	43.68	109.26	-50.24	126	332 Peak	Horizontal	
4	5723.50	58.68	15.00	43.68	118.78	-60.10	126	332 Peak	Horizontal	
5	5795.00	105.29	61.45	43.84	122.20	-16.91	126	332 Peak	Horizontal	
6	5851.50	61.37	17.38	43.99	118.78	-57.41	126	332 Peak	Horizontal	
7	5861.50	60.17	16.15	44.02	108.98	-48.81	126	332 Peak	Horizontal	
8	5889.00	60.52	16.41	44.11	94.81	-34.29	126	332 Peak	Horizontal	
9	5949.00	59.85	15.57	44.28	68.20	-8.35	126	332 Peak	Horizontal	

Peak	Freq	Level	Read	Limit	Over	APos	TPos	Remark	Pol/Phase	Note
	MHz	dBuV/m	dBuV	dB/m	dBuV/m	dB	cm	deg		
1	5499.00	59.06	15.77	43.29	68.20	-9.14	120	326 Peak	Vertical	
2	5687.00	58.49	14.89	43.60	95.61	-37.12	120	326 Peak	Vertical	
3	5701.00	58.39	14.72	43.67	105.48	-47.09	120	326 Peak	Vertical	
4	5724.50	57.55	13.86	43.69	121.06	-63.51	120	326 Peak	Vertical	
5	5795.00	102.65	58.81	43.84	122.20	-19.55	120	326 Peak	Vertical	
6	5855.50	59.20	15.19	44.01	114.22	-55.02	120	326 Peak	Vertical	
7	5875.00	60.08	16.02	44.06	105.76	-45.68	120	326 Peak	Vertical	
8	5897.00	58.91	14.79	44.12	88.88	-29.97	120	326 Peak	Vertical	
9	5995.00	59.70	15.11	44.59	68.20	-8.50	120	326 Peak	Vertical	

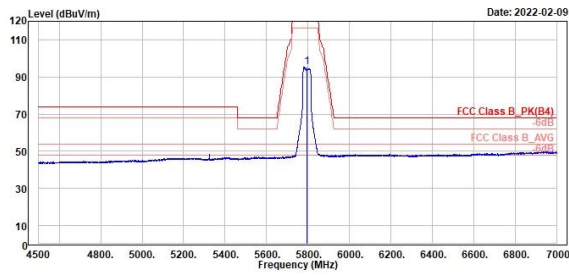
802.11ac VHT40

CH 159 (Horizontal) Average

CH 159 (Vertical) Average



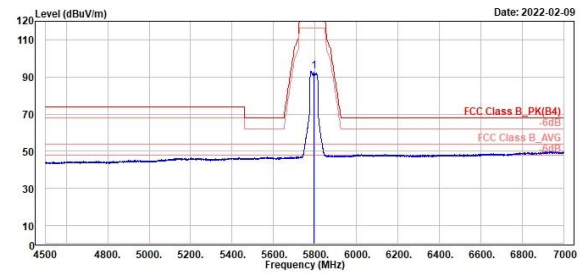
TUV Rheinland Taiwan Ltd.
No. 458-18, Sec 2, Fenliao, Linkou Dist., New Taipei City 244, Taiwan(R.O.C.)
Tel: +886-2172-1000 Fax: +886-2172-1322



Freq	Level	Read Level	Factor	Limit Line	Over Limit	APos	TPos	Remark	Pol/Phase	Note
MHz	dBuV/m	dBuV	dB/m	dBuV/m	dB	cm	deg			
1 * 5795.00	95.49	51.65	43.84	54.00	41.49	126	332	Average	Horizontal	



TUV Rheinland Taiwan Ltd.
No. 458-18, Sec 2, Fenliao, Linkou Dist., New Taipei City 244, Taiwan(R.O.C.)
Tel: +886-2172-1000 Fax: +886-2172-1322



Freq	Level	Read Level	Factor	Limit Line	Over Limit	APos	TPos	Remark	Pol/Phase	Note
MHz	dBuV/m	dBuV	dB/m	dBuV/m	dB	cm	deg			
1 * 5795.00	93.27	49.43	43.84	54.00	39.27	120	326	Average	Vertical	

802.11ac VHT80

CH 155 (Horizontal) Peak

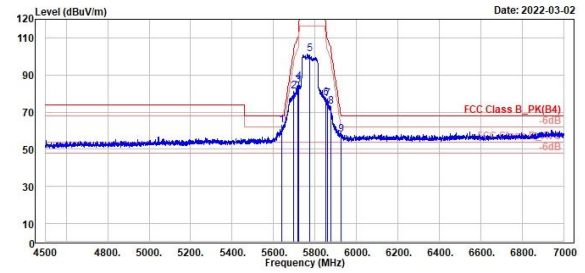
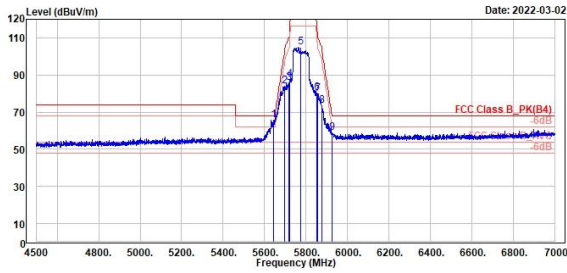
CH 155 (Vertical) Peak



TUV Rheinland Taiwan Ltd.
No. 458-18, Sec 2, Fenliao, Linkou Dist., New Taipei City 244, Taiwan(R.O.C.)
Tel: +886-2172-1000 Fax: +886-2172-1322



TUV Rheinland Taiwan Ltd.
No. 458-18, Sec 2, Fenliao, Linkou Dist., New Taipei City 244, Taiwan(R.O.C.)
Tel: +886-2172-1000 Fax: +886-2172-1322



Peak	Freq	Level	Read	Limit	Over	APos	TPos	Remark	Pol/Phase	Note
	MHz	dBuV/m	dBuV	dB/m	dBuV/m	dB	cm	deg		
1	5645.50	65.79	22.37	43.42	68.20	-2.41	127	336 Peak	Horizontal	
2	5698.00	84.04	40.39	43.65	103.73	-19.69	127	336 Peak	Horizontal	
3	5717.50	85.64	41.96	43.68	110.10	-24.46	127	336 Peak	Horizontal	
4	5722.50	87.67	43.99	43.68	116.50	-28.83	127	336 Peak	Horizontal	
5	5775.00	104.90	61.12	43.78	122.20	-17.30	127	336 Peak	Horizontal	
6	5850.50	80.44	36.45	43.99	121.06	-40.62	127	336 Peak	Horizontal	
7	5856.50	79.84	35.83	44.01	119.38	-30.54	127	336 Peak	Horizontal	
8	5875.50	73.58	29.52	44.06	104.83	-31.25	127	336 Peak	Horizontal	
9	5927.50	59.00	14.78	44.22	68.20	-9.20	127	336 Peak	Horizontal	

Peak	Freq	Level	Read	Limit	Over	APos	TPos	Remark	Pol/Phase	Note
	MHz	dBuV/m	dBuV	dB/m	dBuV/m	dB	cm	deg		
1	5640.00	63.12	19.71	43.41	68.20	-5.08	100	339 Peak	Vertical	
2	5697.00	81.01	37.36	43.65	102.99	-21.98	100	339 Peak	Vertical	
3	5716.50	84.46	40.78	43.68	109.82	-25.36	100	339 Peak	Vertical	
4	5723.00	86.25	42.57	43.68	117.64	-31.39	100	339 Peak	Vertical	
5	5775.00	101.49	57.71	43.78	122.20	-20.71	100	339 Peak	Vertical	
6	5852.00	77.59	33.60	43.99	117.64	-40.05	100	339 Peak	Vertical	
7	5861.50	77.33	33.31	44.02	108.98	-31.65	100	339 Peak	Vertical	
8	5875.00	72.92	28.86	44.06	105.20	-32.28	100	339 Peak	Vertical	
9	5926.50	57.83	13.62	44.21	68.20	-10.37	100	339 Peak	Vertical	

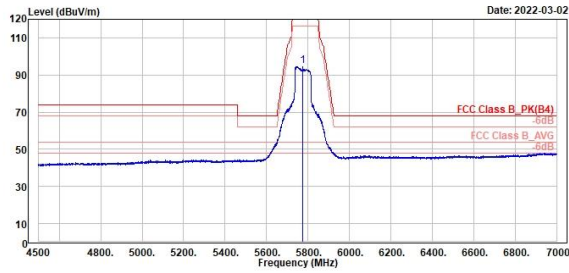
802.11ac VHT80

CH 155 (Horizontal) Average

CH 155 (Vertical) Average



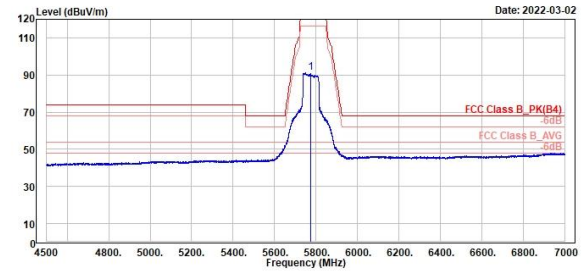
TÜV Rheinland Taiwan Ltd.
No. 458-18, Sec 2, Fenliao, Linkou Dist., New Taipei City 244, Taiwan(R.O.C.)
Tel: +886-2172-1000 Fax: +886-2172-1322



1 *	5775.00	94.71	58.93	43.78	54.00	40.71	127	336	Average	Horizontal
-----	---------	-------	-------	-------	-------	-------	-----	-----	---------	------------



TÜV Rheinland Taiwan Ltd.
No. 458-18, Sec 2, Fenliao, Linkou Dist., New Taipei City 244, Taiwan(R.O.C.)
Tel: +886-2172-1000 Fax: +886-2172-1322



1 *	5775.00	91.16	47.38	43.78	54.00	37.16	100	339	Average	Vertical
-----	---------	-------	-------	-------	-------	-------	-----	-----	---------	----------

Spurious Emissions, Tx Mode, 1GHz ~ 40GHz

U-NII-1

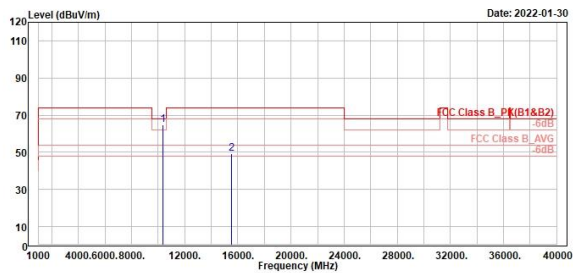
802.11a

CH 36 (Horizontal)

CH 36 (Vertical)



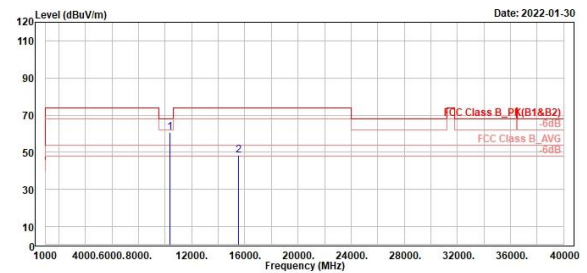
TUV Rheinland Taiwan Ltd.
No. 458-18, Sec 2, Fenliao, Linkou Dist., New Taipei City 244, Taiwan(R.O.C.)
Tel: +886-2172-1000 Fax: +886-2172-1322



Freq	Level	Read	Limit	Over	APos	TPos	Remark	Pol/Phase	Note
MHz	dBuV/m	dBuV	dB/m	dBuV/m	dB	cm	deg		
1	10360.00	65.01	68.52	-3.51	68.20	-3.19	216	23 Peak	Horizontal
2	15540.00	49.46	45.75	3.71	74.00	-24.54	300	330 Peak	Horizontal



TUV Rheinland Taiwan Ltd.
No. 458-18, Sec 2, Fenliao, Linkou Dist., New Taipei City 244, Taiwan(R.O.C.)
Tel: +886-2172-1000 Fax: +886-2172-1322



Freq	Level	Read	Limit	Over	APos	TPos	Remark	Pol/Phase	Note
MHz	dBuV/m	dBuV	dB/m	dBuV/m	dB	cm	deg		
1	10360.00	60.62	64.13	-3.51	68.20	-7.58	212	355 Peak	Vertical
2	15540.00	48.22	44.51	3.71	74.00	-25.78	180	358 Peak	Vertical

802.11a

CH 40 (Horizontal)

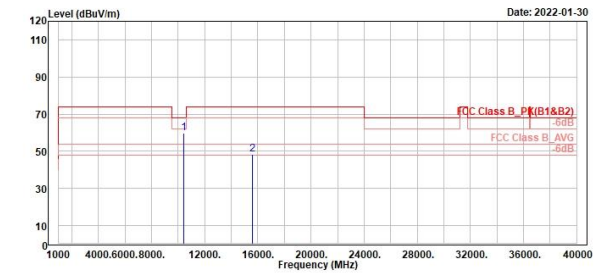
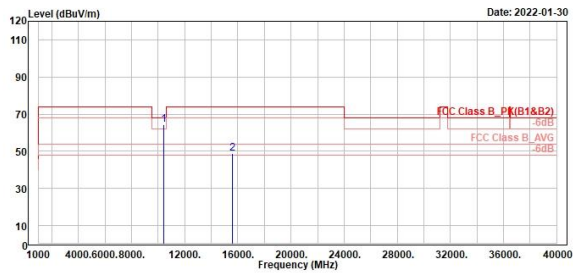
CH 40 (Vertical)



TUV Rheinland Taiwan Ltd.
No. 458-18, Sec 2, Fenliao, Linkou Dist., New Taipei City 244, Taiwan(R.O.C.)
Tel: +886-2172-1000 Fax: +886-2172-1322



TUV Rheinland Taiwan Ltd.
No. 458-18, Sec 2, Fenliao, Linkou Dist., New Taipei City 244, Taiwan(R.O.C.)
Tel: +886-2172-1000 Fax: +886-2172-1322



Freq	Level	Read	Limit	Over	APos	TPos	Remark	Pol/Phase	Note
MHz	dBuV/m	dBuV	dB/m	dBuV/m	dB	cm	deg		
1 10400.00	64.39	67.81	-3.42	68.20	-3.81	286	57 Peak	Horizontal	
2 15600.00	48.98	45.36	3.62	74.00	-25.02	300	173 Peak	Horizontal	

Freq	Level	Read	Limit	Over	APos	TPos	Remark	Pol/Phase	Note
MHz	dBuV/m	dBuV	dB/m	dBuV/m	dB	cm	deg		
1 10400.00	59.65	63.07	-3.42	68.20	-8.55	292	264 Peak	Vertical	
2 15600.00	48.15	44.53	3.62	74.00	-25.05	180	282 Peak	Vertical	

802.11a

CH 48 (Horizontal)

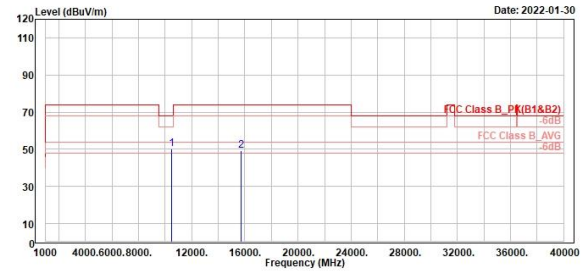
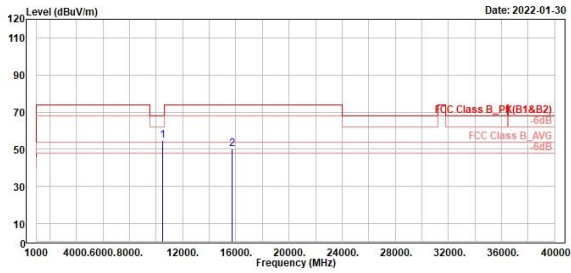
CH 48 (Vertical)



TUV Rheinland Taiwan Ltd.
No. 458-18, Sec 2, Fenliao, Linkou Dist., New Taipei City 244, Taiwan(R.O.C.)
Tel: +886-2172-1000 Fax: +886-2172-1322



TUV Rheinland Taiwan Ltd.
No. 458-18, Sec 2, Fenliao, Linkou Dist., New Taipei City 244, Taiwan(R.O.C.)
Tel: +886-2172-1000 Fax: +886-2172-1322



Freq	Level	Read Level	Factor	Limit Line	Over Limit	APos	TPos	Remark	Pol/Phase	Note
MHz	dBuV/m	dBuV	dB/m	dBuV/m	dB	cm	deg			
1	10488.00	54.72	57.96	-3.24	68.20	-13.48	312	10 Peak	Horizontal	
2	15720.00	50.36	46.34	4.02	74.00	-23.64	100	304 Peak	Horizontal	

Freq	Level	Read Level	Factor	Limit Line	Over Limit	APos	TPos	Remark	Pol/Phase	Note
MHz	dBuV/m	dBuV	dB/m	dBuV/m	dB	cm	deg			
1	10488.00	50.21	53.45	-3.24	68.20	-17.99	200	329 Peak	Vertical	
2	15720.00	49.29	45.27	4.02	74.00	-24.71	300	261 Peak	Vertical	

802.11ac VHT20

CH 36 (Horizontal)

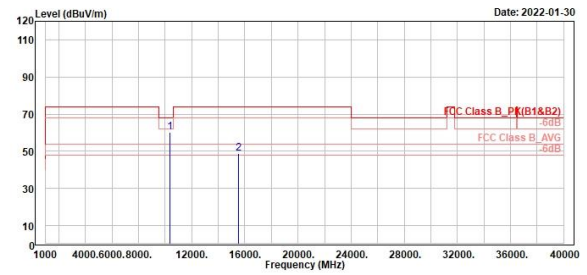
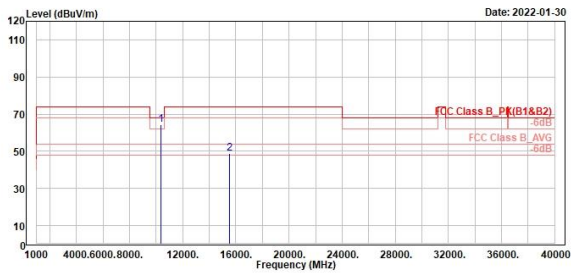
CH 36 (Vertical)



TUV Rheinland Taiwan Ltd.
No. 458-18, Sec 2, Fenliao, Linkou Dist., New Taipei City 244, Taiwan(R.O.C.)
Tel: +886-2172-1000 Fax: +886-2172-1322



TUV Rheinland Taiwan Ltd.
No. 458-18, Sec 2, Fenliao, Linkou Dist., New Taipei City 244, Taiwan(R.O.C.)
Tel: +886-2172-1000 Fax: +886-2172-1322



Freq	Level	Read	Limit	Over	APos	TPos	Remark	Pol/Phase	Note
MHz	dBuV/m	dBuV	dB/m	dBuV/m	dB	cm	deg		
1	10360.00	64.13	67.64	-3.51	68.20	-4.07	215	38 Peak	Horizontal
2	15540.00	48.77	45.06	3.71	74.00	-25.23	300	201 Peak	Horizontal

Freq	Level	Read	Limit	Over	APos	TPos	Remark	Pol/Phase	Note
MHz	dBuV/m	dBuV	dB/m	dBuV/m	dB	cm	deg		
1	10360.00	60.05	63.56	-3.51	68.20	-8.15	224	12 Peak	Vertical
2	15540.00	48.73	45.02	3.71	74.00	-25.27	159	355 Peak	Vertical

802.11ac VHT20

CH 40 (Horizontal)

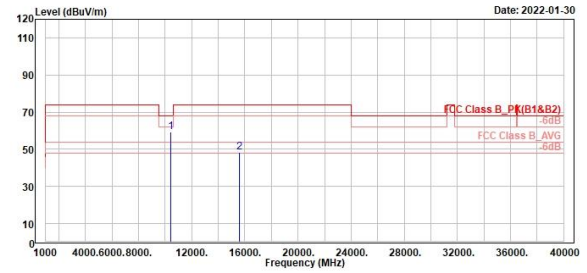
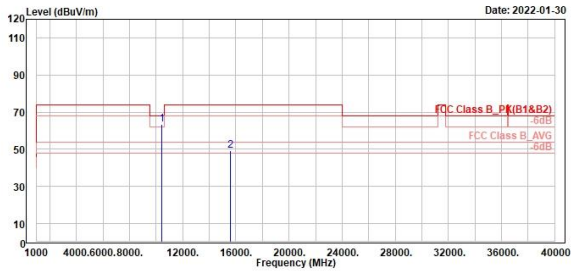
CH 40 (Vertical)



TUV Rheinland Taiwan Ltd.
No. 458-18, Sec 2, Fenliao, Linkou Dist., New Taipei City 244, Taiwan(R.O.C.)
Tel: +886-2172-1000 Fax: +886-2172-1322



TUV Rheinland Taiwan Ltd.
No. 458-18, Sec 2, Fenliao, Linkou Dist., New Taipei City 244, Taiwan(R.O.C.)
Tel: +886-2172-1000 Fax: +886-2172-1322



Freq	Level	Read Level	Factor	Limit Line	Over Limit	APos	TPos	Remark	Pol/Phase	Note
MHz	dBuV/m	dBuV	dB/m	dBuV/m	dB	cm	deg			
1 10400.00	63.45	66.87	-3.42	68.20	-4.75	283	54	Peak	Horizontal	
2 15600.00	49.11	45.49	3.62	74.00	-24.89	200	278	Peak	Horizontal	

Freq	Level	Read Level	Factor	Limit Line	Over Limit	APos	TPos	Remark	Pol/Phase	Note
MHz	dBuV/m	dBuV	dB/m	dBuV/m	dB	cm	deg			
1 10400.00	59.26	62.68	-3.42	68.20	-8.94	218	8	Peak	Vertical	
2 15600.00	48.29	44.67	3.62	74.00	-25.71	200	252	Peak	Vertical	

802.11ac VHT20

CH 48 (Horizontal)

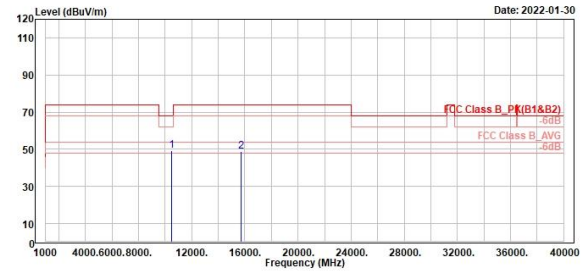
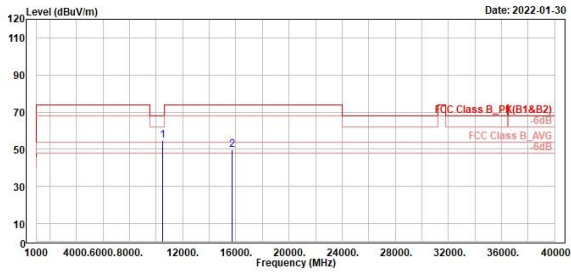
CH 48 (Vertical)



TUV Rheinland Taiwan Ltd.
No. 458-18, Sec 2, Fenliao, Linkou Dist., New Taipei City 244, Taiwan(R.O.C.)
Tel: +886-2172-1000 Fax: +886-2172-1322



TUV Rheinland Taiwan Ltd.
No. 458-18, Sec 2, Fenliao, Linkou Dist., New Taipei City 244, Taiwan(R.O.C.)
Tel: +886-2172-1000 Fax: +886-2172-1322



Peak	Freq (MHz)	Level (dBuV/m)	Read Level (dBuV)	Factor (dB/m)	Limit Line (dBuV/m)	Over Limit (dB)	APos (cm)	TPos (deg)	Remark	Pol/Phase	Note
1	10480.00	54.94	58.18	-3.24	68.20	-13.26	100	301	Peak	Horizontal	
2	15720.00	49.94	45.92	4.02	74.00	-24.06	100	295	Peak	Horizontal	

Peak	Freq (MHz)	Level (dBuV/m)	Read Level (dBuV)	Factor (dB/m)	Limit Line (dBuV/m)	Over Limit (dB)	APos (cm)	TPos (deg)	Remark	Pol/Phase	Note
1	10480.00	49.45	52.69	-3.24	68.20	-18.75	200	341	Peak	Vertical	
2	15720.00	48.86	44.84	4.02	74.00	-25.14	300	20	Peak	Vertical	

802.11ac VHT40

CH 38 (Horizontal)

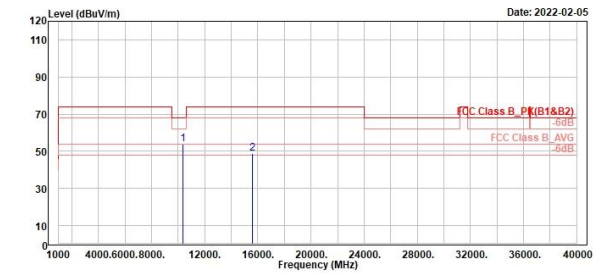
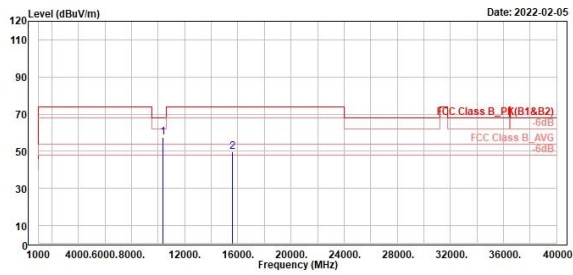
CH 38 (Vertical)



TUV Rheinland Taiwan Ltd.
No. 438-18, Sec 2, Fenliao, Linkou Dist., New Taipei City 244, Taiwan(R.O.C.)
Tel: +886-2172-1000 Fax: +886-2172-1322



TUV Rheinland Taiwan Ltd.
No. 438-18, Sec 2, Fenliao, Linkou Dist., New Taipei City 244, Taiwan(R.O.C.)
Tel: +886-2172-1000 Fax: +886-2172-1322



Line	Freq	Level	Read Level	Factor	Limit Line	Over Limit	APos	TPos	Remark	Pol/Phase	Note
	MHz	dBuV/m	dBuV	dB/m	dBuV/m	dB	cm	deg			
1	10380.00	57.66	61.13	-3.47	68.20	-10.54	181	352	Peak	Horizontal	
2	15570.00	49.92	46.26	3.66	74.00	-24.08	100	337	Peak	Horizontal	

Line	Freq	Level	Read Level	Factor	Limit Line	Over Limit	APos	TPos	Remark	Pol/Phase	Note
	MHz	dBuV/m	dBuV	dB/m	dBuV/m	dB	cm	deg			
1	10380.00	53.84	57.31	-3.47	68.20	-14.36	100	354	Peak	Vertical	
2	15570.00	48.82	45.16	3.66	74.00	-25.18	100	265	Peak	Vertical	

802.11ac VHT40

CH 46 (Horizontal)

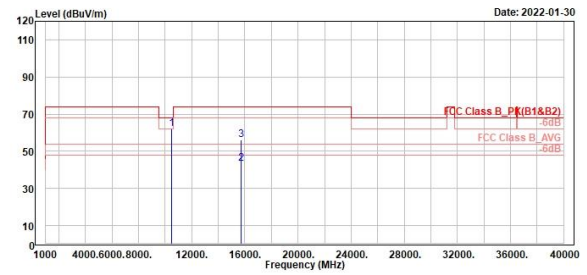
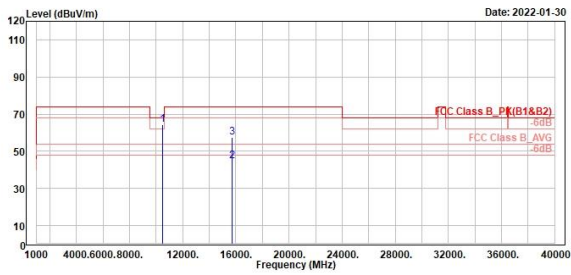
CH 46 (Vertical)



TUV Rheinland Taiwan Ltd.
No. 458-18, Sec 2, Fenliao, Linkou Dist., New Taipei City 244, Taiwan(R.O.C.)
Tel: +886-2172-1000 Fax: +886-2172-1322



TUV Rheinland Taiwan Ltd.
No. 458-18, Sec 2, Fenliao, Linkou Dist., New Taipei City 244, Taiwan(R.O.C.)
Tel: +886-2172-1000 Fax: +886-2172-1322



1	2	3	4	5	6	7	8	9	10	11	12	13	14	15	16	17	18	19	20
1	Level	Read	Factor	Limit	Over	APos	TPos	Remark	Pol/Phase	Note									
	MHz	dBuV/m	dBuV	dB/m	dBuV/m	dB	cm	deg											
1	18468.00	64.38	67.66	-3.28	68.20	-3.82	100	293	Peak	Horizontal									
2	15690.00	44.55	46.62	3.93	54.00	-9.45	100	56	Average	Horizontal									
3	15690.00	57.36	53.43	3.93	74.00	-16.64	100	56	Peak	Horizontal									

1	2	3	4	5	6	7	8	9	10	11	12	13	14	15	16	17	18	19	20
1	Level	Read	Factor	Limit	Over	APos	TPos	Remark	Pol/Phase	Note									
	MHz	dBuV/m	dBuV	dB/m	dBuV/m	dB	cm	deg											
1	18468.00	62.10	65.38	-3.28	68.20	-6.10	363	3	Peak	Vertical									
2	15690.00	43.13	39.20	3.93	54.00	-10.87	367	360	Average	Vertical									
3	15690.00	56.30	52.37	3.93	74.00	-17.70	367	360	Peak	Vertical									

802.11ac VHT80

CH 42 (Horizontal)

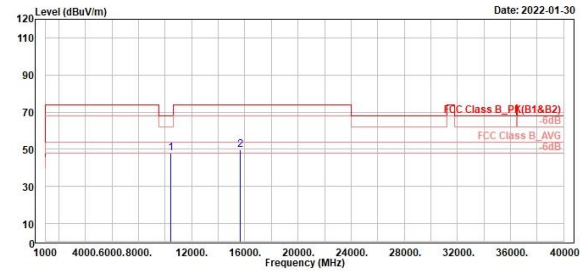
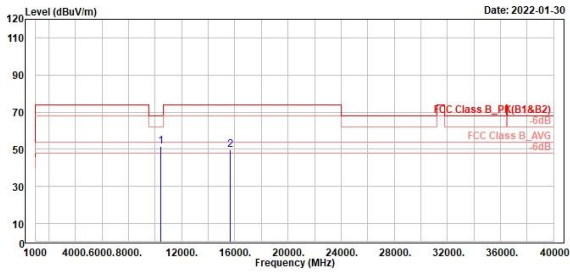
CH 42 (Vertical)



TUV Rheinland Taiwan Ltd.
No. 458-18, Sec 2, Fenliao, Linkou Dist., New Taipei City 244, Taiwan(R.O.C.)
Tel: +886-2172-1000 Fax: +886-2172-1322



TUV Rheinland Taiwan Ltd.
No. 458-18, Sec 2, Fenliao, Linkou Dist., New Taipei City 244, Taiwan(R.O.C.)
Tel: +886-2172-1000 Fax: +886-2172-1322



Peak	Freq (MHz)	Level (dBuV/m)	Read Level (dBuV)	Factor (dB/m)	Limit Line (dBuV/m)	Over Limit (dB)	APos (cm)	TPos (deg)	Remark	Pol/Phase	Note
1	10420.00	51.37	54.75	-3.38	68.20	-16.83	100	296	Peak	Horizontal	
2	15630.00	49.72	46.00	3.72	74.00	-24.28	101	360	Peak	Horizontal	

Peak	Freq (MHz)	Level (dBuV/m)	Read Level (dBuV)	Factor (dB/m)	Limit Line (dBuV/m)	Over Limit (dB)	APos (cm)	TPos (deg)	Remark	Pol/Phase	Note
1	10420.00	48.13	51.51	-3.38	68.20	-20.07	288	354	Peak	Vertical	
2	15630.00	49.59	45.87	3.72	74.00	-24.41	300	40	Peak	Vertical	

U-NII-2A

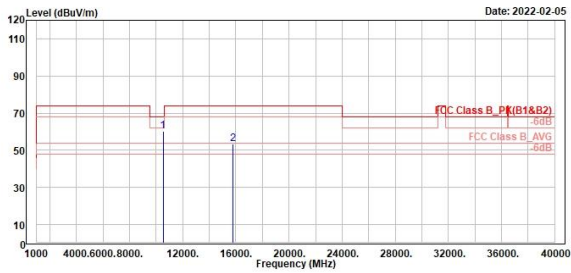
802.11a

CH 52 (Horizontal)

CH 52 (Vertical)



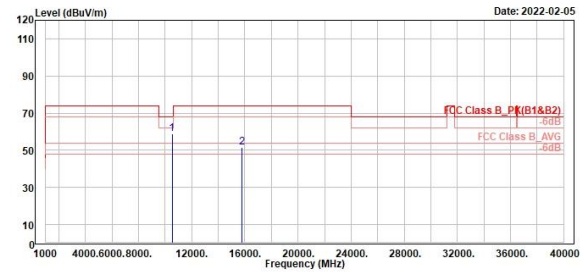
TUV Rheinland Taiwan Ltd.
No. 458-18, Sec 2, Fenliao, Linkou Dist., New Taipei City 244, Taiwan(R.O.C.)
Tel: +886-2172-1000 Fax: +886-2172-1322



Freq	Level	Read Level	Factor	Limit Line	Over Limit	APos	TPos	Remark	Pol/Phase	Note
MHz	dBuV/m	dBuV	dB/m	dBuV/m	dB	cm	deg			
1	10520.00	68.10	63.23	-3.13	68.20	-0.10	200	26 Peak	Horizontal	
2	15780.00	53.61	49.45	4.16	74.00	-20.39	100	44 Peak	Horizontal	



TUV Rheinland Taiwan Ltd.
No. 458-18, Sec 2, Fenliao, Linkou Dist., New Taipei City 244, Taiwan(R.O.C.)
Tel: +886-2172-1000 Fax: +886-2172-1322



Freq	Level	Read Level	Factor	Limit Line	Over Limit	APos	TPos	Remark	Pol/Phase	Note
MHz	dBuV/m	dBuV	dB/m	dBuV/m	dB	cm	deg			
1	10520.00	58.64	61.77	-3.13	68.20	-9.56	274	360 Peak	Vertical	
2	15780.00	51.43	47.27	4.16	74.00	-22.57	300	21 Peak	Vertical	

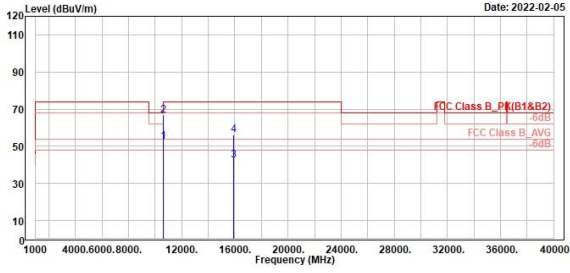
802.11a

CH 60 (Horizontal)

CH 60 (Vertical)



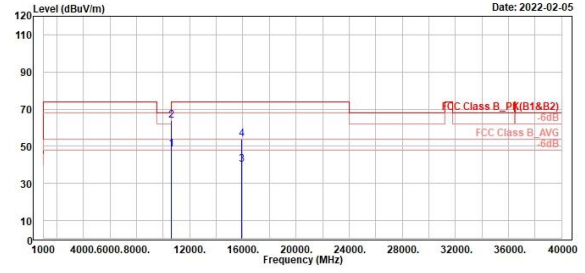
TUV Rheinland Taiwan Ltd.
No. 458-18, Sec 2, Fenliao, Linkou Dist., New Taipei City 244, Taiwan(R.O.C.)
Tel: +886-2172-1000 Fax: +886-2172-1322



Freq	Level	Read	Limit	Over	APos	TPos	Remark	Pol/Phase	Note
MHz	dBuV/m	dBuV	dB/m	dBuV/m	dB	cm	deg		
1	10690.00	52.59	55.46	-2.87	54.00	-1.41	100	25 Average	Horizontal
2	10690.00	65.47	69.34	-2.87	74.00	-7.53	100	25 Peak	Horizontal
3	15900.00	42.63	38.27	4.36	54.00	-11.37	100	54 Average	Horizontal
4	15900.00	56.15	51.79	4.36	74.00	-17.85	100	54 Peak	Horizontal



TUV Rheinland Taiwan Ltd.
No. 458-18, Sec 2, Fenliao, Linkou Dist., New Taipei City 244, Taiwan(R.O.C.)
Tel: +886-2172-1000 Fax: +886-2172-1322



Freq	Level	Read	Limit	Over	APos	TPos	Remark	Pol/Phase	Note
MHz	dBuV/m	dBuV	dB/m	dBuV/m	dB	cm	deg		
1	10690.00	48.48	51.35	-2.87	54.00	-5.52	113	361 Average	Vertical
2	10690.00	63.69	66.56	-2.87	74.00	-10.31	113	361 Peak	Vertical
3	15900.00	40.01	35.65	4.36	54.00	-13.99	298	359 Average	Vertical
4	15900.00	53.65	49.29	4.36	74.00	-20.35	298	359 Peak	Vertical

802.11a

CH 64 (Horizontal)

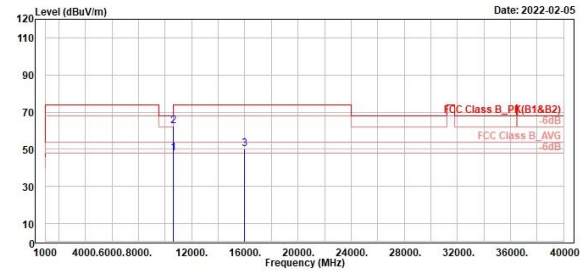
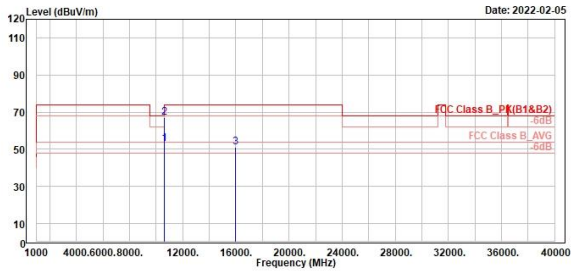
CH 64 (Vertical)



TUV Rheinland Taiwan Ltd.
No. 458-18, Sec 2, Fenliao, Linkou Dist., New Taipei City 244, Taiwan(R.O.C.)
Tel: +886-2172-1000 Fax: +886-2172-1322



TUV Rheinland Taiwan Ltd.
No. 458-18, Sec 2, Fenliao, Linkou Dist., New Taipei City 244, Taiwan(R.O.C.)
Tel: +886-2172-1000 Fax: +886-2172-1322



Freq	Level	Read	Limit	Over	APos	TPos	Remark	Pol/Phase	Note
MHz	dBuV/m	dBuV	dB/m	dBuV/m	dB	cm	deg		
1	10640.00	52.91	55.73	-2.82	54.00	-1.09	100	25 Average	Horizontal
2	10640.00	67.01	69.83	-2.82	74.00	-6.99	100	25 Peak	Horizontal
3	15960.00	51.32	46.87	4.45	74.00	-22.68	100	58 Peak	Horizontal

Freq	Level	Read	Limit	Over	APos	TPos	Remark	Pol/Phase	Note
MHz	dBuV/m	dBuV	dB/m	dBuV/m	dB	cm	deg		
1	10640.00	48.02	50.84	-2.82	54.00	-5.98	100	301 Average	Vertical
2	10640.00	62.47	65.29	-2.82	74.00	-11.53	100	301 Peak	Vertical
3	15960.00	49.98	45.53	4.45	74.00	-24.02	100	131 Peak	Vertical

802.11ac VHT20

CH 52 (Horizontal)

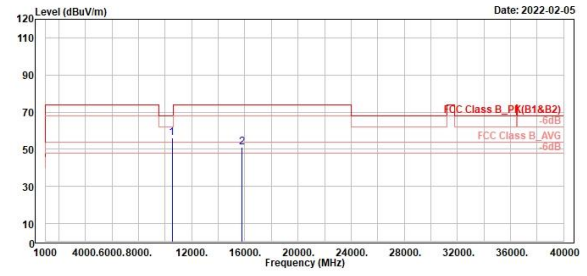
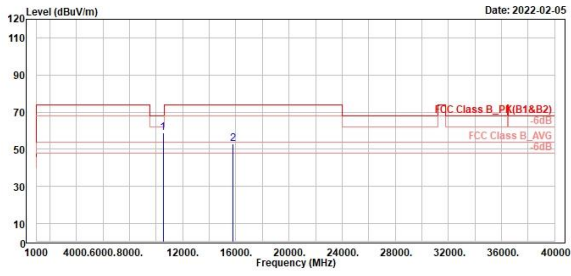
CH 52 (Vertical)



TUV Rheinland Taiwan Ltd.
No. 458-18, Sec 2, Fenliao, Linkou Dist., New Taipei City 244, Taiwan(R.O.C.)
Tel: +886-2172-1000 Fax: +886-2172-1322



TUV Rheinland Taiwan Ltd.
No. 458-18, Sec 2, Fenliao, Linkou Dist., New Taipei City 244, Taiwan(R.O.C.)
Tel: +886-2172-1000 Fax: +886-2172-1322



Freq	Level	Read Level	Factor	Limit Line	Over Limit	APos	TPos	Remark	Pol/Phase	Note
MHz	dBuV/m	dBuV	dB/m	dBuV/m	dB	cm	deg			
1	10520.00	58.88	62.01	-3.13	68.20	-9.32	162	360 Peak	Horizontal	
2	15780.00	53.02	48.06	4.16	74.00	-20.98	200	245 Peak	Horizontal	

Freq	Level	Read Level	Factor	Limit Line	Over Limit	APos	TPos	Remark	Pol/Phase	Note
MHz	dBuV/m	dBuV	dB/m	dBuV/m	dB	cm	deg			
1	10520.00	56.30	59.43	-3.13	68.20	-11.90	257	358 Peak	Vertical	
2	15780.00	51.19	47.03	4.16	74.00	-22.81	300	21 Peak	Vertical	

802.11ac VHT20

CH 60 (Horizontal)

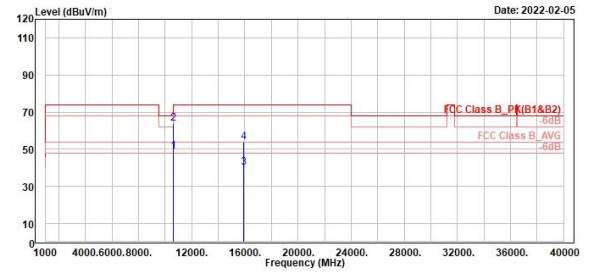
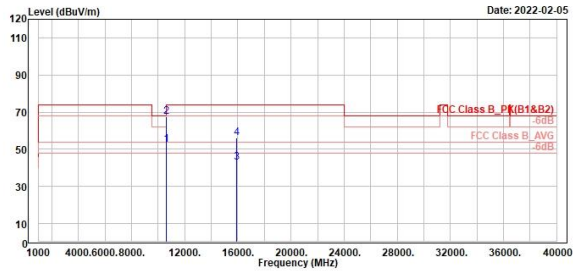
CH 60 (Vertical)



TUV Rheinland Taiwan Ltd.
No. 458-18, Sec 2, Fenliao, Linkou Dist., New Taipei City 244, Taiwan(R.O.C.)
Tel: +886-2172-1000 Fax: +886-2172-1322



TUV Rheinland Taiwan Ltd.
No. 458-18, Sec 2, Fenliao, Linkou Dist., New Taipei City 244, Taiwan(R.O.C.)
Tel: +886-2172-1000 Fax: +886-2172-1322



Read	Level	Factor	Limit	Over	APos	TPos	Remark	Pol/Phase	Note
MHz	dBuV/m	dBuV	dB/m	dBuV/m	dB	cm	deg		
1	10690.00	52.51	55.38	-2.87	54.00	-1.49	100	25 Average	Horizontal
2	10690.00	67.48	70.35	-2.87	74.00	-6.52	100	25 Peak	Horizontal
3	15900.00	42.75	38.39	4.36	54.00	-11.25	100	48 Average	Horizontal
4	15900.00	56.29	51.93	4.36	74.00	-17.71	100	48 Peak	Horizontal

Read	Level	Factor	Limit	Over	APos	TPos	Remark	Pol/Phase	Note
MHz	dBuV/m	dBuV	dB/m	dBuV/m	dB	cm	deg		
1	10690.00	48.60	51.47	-2.87	54.00	-5.40	115	304 Average	Vertical
2	10690.00	63.91	66.78	-2.87	74.00	-10.09	115	304 Peak	Vertical
3	15900.00	40.14	35.78	4.36	54.00	-13.86	302	298 Average	Vertical
4	15900.00	53.82	49.46	4.36	74.00	-20.18	302	298 Peak	Vertical

802.11ac VHT20

CH 64 (Horizontal)

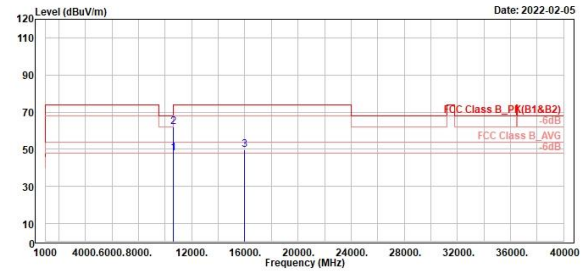
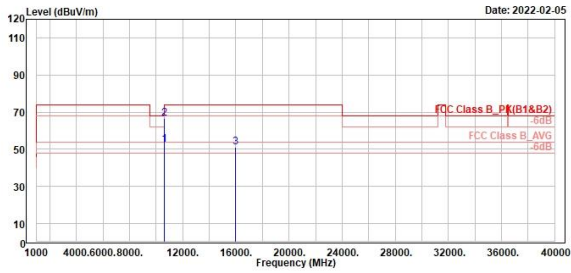
CH 64 (Vertical)



TUV Rheinland Taiwan Ltd.
No. 458-18, Sec 2, Fenliao, Linkou Dist., New Taipei City 244, Taiwan(R.O.C.)
Tel: +886-2172-1000 Fax: +886-2172-1322



TUV Rheinland Taiwan Ltd.
No. 458-18, Sec 2, Fenliao, Linkou Dist., New Taipei City 244, Taiwan(R.O.C.)
Tel: +886-2172-1000 Fax: +886-2172-1322



Freq	Level	Read	Limit	Over	APos	TPos	Remark	Pol/Phase	Note
MHz	dBuV/m	dBuV	dB/m	dBuV/m	dB	cm	deg		
1	10640.00	52.43	55.25	-2.82	54.00	-1.57	100	26 Average	Horizontal
2	10640.00	66.62	69.44	-2.82	74.00	-7.38	100	26 Peak	Horizontal
3	15960.00	51.18	46.73	4.45	74.00	-22.82	100	50 Peak	Horizontal

Freq	Level	Read	Limit	Over	APos	TPos	Remark	Pol/Phase	Note
MHz	dBuV/m	dBuV	dB/m	dBuV/m	dB	cm	deg		
1	10640.00	47.76	50.58	-2.82	54.00	-6.24	100	303 Average	Vertical
2	10640.00	62.22	65.04	-2.82	74.00	-11.78	100	303 Peak	Vertical
3	15960.00	49.84	45.39	4.45	74.00	-24.16	100	124 Peak	Vertical

802.11ac VHT40

CH 54 (Horizontal)

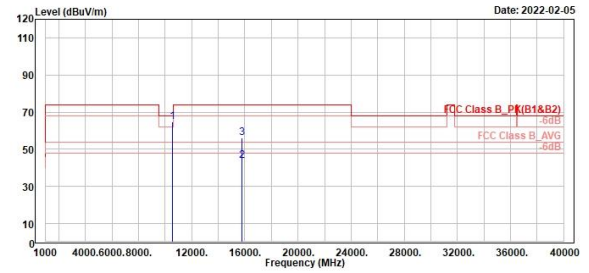
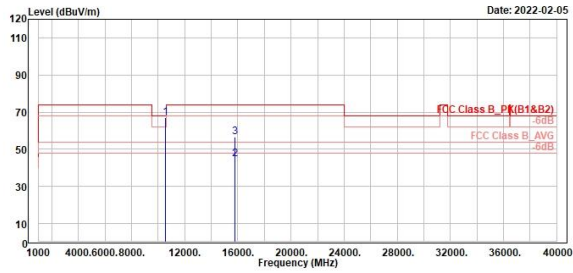
CH 54 (Vertical)



TUV Rheinland Taiwan Ltd.
No. 458-18, Sec 2, Fenliao, Linkou Dist., New Taipei City 244, Taiwan(R.O.C.)
Tel: +886-2172-1000 Fax: +886-2172-1322



TUV Rheinland Taiwan Ltd.
No. 458-18, Sec 2, Fenliao, Linkou Dist., New Taipei City 244, Taiwan(R.O.C.)
Tel: +886-2172-1000 Fax: +886-2172-1322



1	2	3	Read Level	Level Factor	Limit Line	Over Limit	APos	TPos	Remark	Pol/Phase	Note
MHz	dBuV/m	dBuV	dB/m	dBuV/m	dB	cm	deg				
1	18548.00	67.01	78.08	-3.07	68.20	-1.19	100	350	Peak	Horizontal	
2	15818.00	44.91	40.68	4.23	54.00	-9.09	100	47	Average	Horizontal	
3	15818.00	56.80	52.57	4.23	74.00	-17.20	100	47	Peak	Horizontal	

1	2	3	Read Level	Level Factor	Limit Line	Over Limit	APos	TPos	Remark	Pol/Phase	Note
MHz	dBuV/m	dBuV	dB/m	dBuV/m	dB	cm	deg				
1	18548.00	64.68	67.75	-3.07	68.20	-3.52	277	360	Peak	Vertical	
2	15818.00	43.79	39.56	4.23	54.00	-10.21	300	24	Average	Vertical	
3	15818.00	55.94	51.71	4.23	74.00	-18.06	300	24	Peak	Vertical	

802.11ac VHT40

CH 62 (Horizontal)

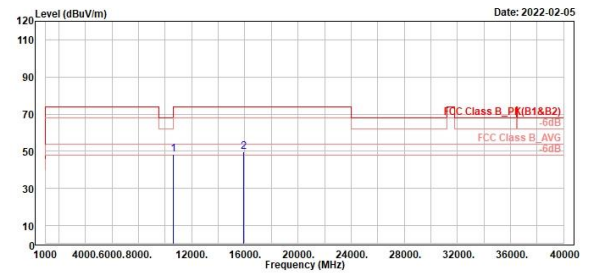
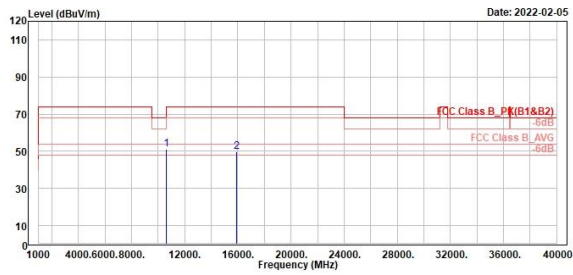
CH 62 (Vertical)



TUV Rheinland Taiwan Ltd.
No. 438-18, Sec 2, Fenliao, Linkou Dist., New Taipei City 244, Taiwan(R.O.C.)
Tel: +886-2172-1000 Fax: +886-2172-1322



TUV Rheinland Taiwan Ltd.
No. 438-18, Sec 2, Fenliao, Linkou Dist., New Taipei City 244, Taiwan(R.O.C.)
Tel: +886-2172-1000 Fax: +886-2172-1322



Freq	Level	Read Level	Factor	Limit Line	Over Limit	APos	TPos	Remark	Pol/Phase	Note
MHz	dBuV/m	dBuV	dB/m	dBuV/m	dB	cm	deg			
1	10620.00	51.33	54.17	-2.84	74.00	-22.67	100	23 Peak	Horizontal	
2	15930.00	49.89	45.48	4.41	74.00	-24.11	100	43 Peak	Horizontal	

Freq	Level	Read Level	Factor	Limit Line	Over Limit	APos	TPos	Remark	Pol/Phase	Note
MHz	dBuV/m	dBuV	dB/m	dBuV/m	dB	cm	deg			
1	10620.00	48.23	51.07	-2.84	74.00	-25.77	200	359 Peak	Vertical	
2	15930.00	49.72	45.31	4.41	74.00	-24.28	100	298 Peak	Vertical	

802.11ac VHT80

CH 58 (Horizontal)

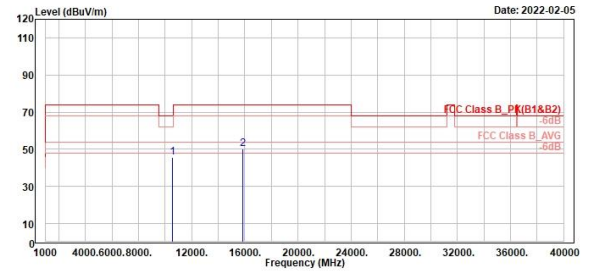
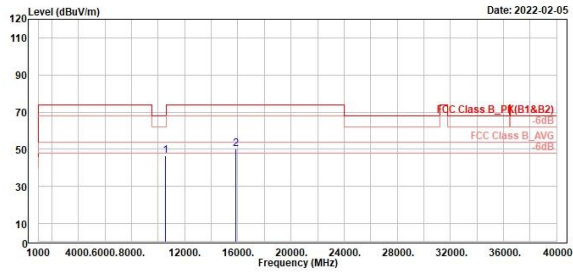
CH 58 (Vertical)



TUV Rheinland Taiwan Ltd.
No. 458-18, Sec 2, Fenliao, Linkou Dist., New Taipei City 244, Taiwan(R.O.C.)
Tel: +886-2172-1000 Fax: +886-2172-1322



TUV Rheinland Taiwan Ltd.
No. 458-18, Sec 2, Fenliao, Linkou Dist., New Taipei City 244, Taiwan(R.O.C.)
Tel: +886-2172-1000 Fax: +886-2172-1322



Freq	Level	Read Level	Factor	Limit Line	Over Limit	APos	TPos	Remark	Pol/Phase	Note
MHz	dBuV/m	dBuV	dB/m	dBuV/m	dB	cm	deg			
1	10580.00	46.71	49.64	-2.93	68.20	-21.49	100	296 Peak	Horizontal	
2	15870.00	50.27	45.95	4.32	74.00	-23.73	100	127 Peak	Horizontal	

Freq	Level	Read Level	Factor	Limit Line	Over Limit	APos	TPos	Remark	Pol/Phase	Note
MHz	dBuV/m	dBuV	dB/m	dBuV/m	dB	cm	deg			
1	10580.00	45.41	48.34	-2.93	68.20	-22.79	113	351 Peak	Vertical	
2	15870.00	50.02	45.70	4.32	74.00	-23.98	174	12 Peak	Vertical	

U-NII-2C

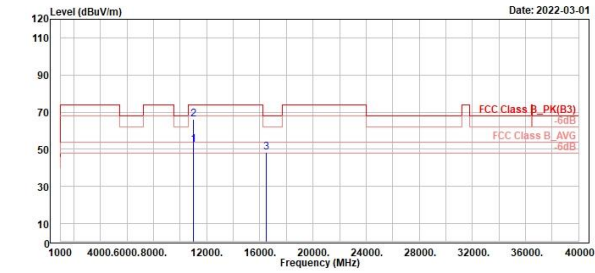
802.11a

CH 100 (Horizontal)

CH 100 (Vertical)



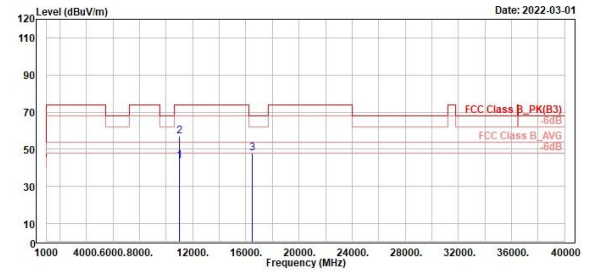
TUV Rheinland Taiwan Ltd.
No. 458-18, Sec 2, Fenliao, Linkou Dist., New Taipei City 244, Taiwan(R.O.C.)
Tel: +886-2172-1000 Fax: +886-2172-1322



Freq	Level	Read Level	Factor	Limit Line	Over Limit	APos	TPos	Remark	Pol/Phase	Note
MHz	dBuV/m	dBuV	dB/m	dBuV/m	dB	cm	deg			
1 11000.00	52.62	54.88	-2.26	54.00	-1.38	162	344	Average	Horizontal	
2 11000.00	65.06	69.32	-2.26	74.00	-7.94	162	344	Peak	Horizontal	
3 16500.00	48.28	41.99	6.29	68.20	-19.92	200	217	Peak	Horizontal	



TUV Rheinland Taiwan Ltd.
No. 458-18, Sec 2, Fenliao, Linkou Dist., New Taipei City 244, Taiwan(R.O.C.)
Tel: +886-2172-1000 Fax: +886-2172-1322



Freq	Level	Read Level	Factor	Limit Line	Over Limit	APos	TPos	Remark	Pol/Phase	Note
MHz	dBuV/m	dBuV	dB/m	dBuV/m	dB	cm	deg			
1 11000.00	43.84	46.10	-2.26	54.00	-10.16	100	298	Average	Vertical	
2 11000.00	57.23	59.49	-2.26	74.00	-16.77	100	298	Peak	Vertical	
3 16500.00	48.12	41.83	6.29	68.20	-20.08	100	332	Peak	Vertical	

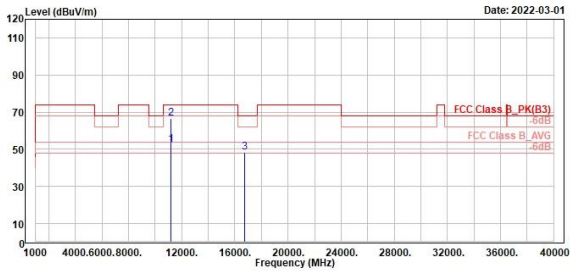
802.11a

CH 116 (Horizontal)

CH 116 (Vertical)



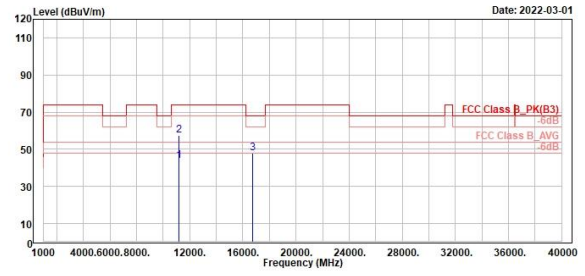
TUV Rheinland Taiwan Ltd.
No. 458-18, Sec 2, Fenliao, Linkou Dist., New Taipei City 244, Taiwan(R.O.C.)
Tel: +886-2172-1000 Fax: +886-2172-1322



1	2	3	Read Level	Level Factor	Limit Line	Over Limit	APos	TPos	Remark	Pol/Phase	Note
MHz	dBuV/m	dBuV	dB/m	dBuV/m	dB	cm	deg				
1	11160.00	52.61	54.67	-2.06	54.00	-1.39	140	330	Average	Horizontal	
2	11160.00	65.60	69.66	-2.06	74.00	-7.40	140	330	Peak	Horizontal	
3	16740.00	48.39	41.74	6.65	68.20	-19.81	100	204	Peak	Horizontal	



TUV Rheinland Taiwan Ltd.
No. 458-18, Sec 2, Fenliao, Linkou Dist., New Taipei City 244, Taiwan(R.O.C.)
Tel: +886-2172-1000 Fax: +886-2172-1322



1	2	3	Read Level	Level Factor	Limit Line	Over Limit	APos	TPos	Remark	Pol/Phase	Note
MHz	dBuV/m	dBuV	dB/m	dBuV/m	dB	cm	deg				
1	11160.00	43.65	45.71	-2.06	54.00	-10.35	200	353	Average	Vertical	
2	11160.00	57.38	59.44	-2.06	74.00	-16.62	200	353	Peak	Vertical	
3	16740.00	48.07	41.42	6.65	68.20	-20.13	200	216	Peak	Vertical	

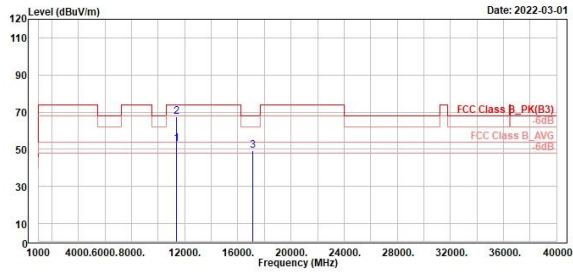
802.11a

CH 140 (Horizontal)

CH 140 (Vertical)



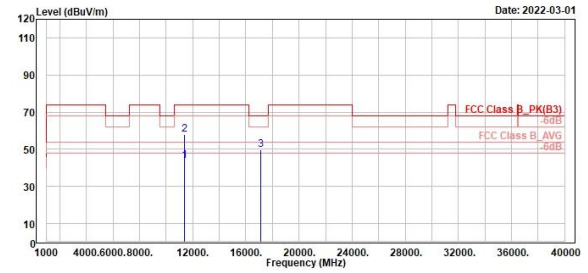
TUV Rheinland Taiwan Ltd.
No. 458-18, Sec 2, Fenliao, Linkou Dist., New Taipei City 244, Taiwan(R.O.C.)
Tel: +886-2172-1000 Fax: +886-2172-1322



1	2	3	Read Level	Level Factor	Limit Line	Over Limit	APos	TPos	Remark	Pol/Phase	Note
MHz	dBuV/m	dBuV	dB/m	dBuV/m	dB	cm	deg				
11480.00	52.73	54.31	-1.58	54.00	-1.27	142	328	Average	Horizontal		
11490.00	67.35	68.93	-1.58	74.00	-6.65	142	328	Peak	Horizontal		
17100.00	49.39	42.47	6.92	68.20	-18.81	200	316	Peak	Horizontal		



TUV Rheinland Taiwan Ltd.
No. 458-18, Sec 2, Fenliao, Linkou Dist., New Taipei City 244, Taiwan(R.O.C.)
Tel: +886-2172-1000 Fax: +886-2172-1322



1	2	3	Read Level	Level Factor	Limit Line	Over Limit	APos	TPos	Remark	Pol/Phase	Note
MHz	dBuV/m	dBuV	dB/m	dBuV/m	dB	cm	deg				
11480.00	43.64	45.22	-1.58	54.00	-10.36	186	355	Average	Vertical		
11490.00	58.04	59.62	-1.58	74.00	-15.96	186	355	Peak	Vertical		
17100.00	49.65	42.73	6.92	68.20	-18.55	200	358	Peak	Vertical		

802.11ac VHT20

CH 100 (Horizontal)

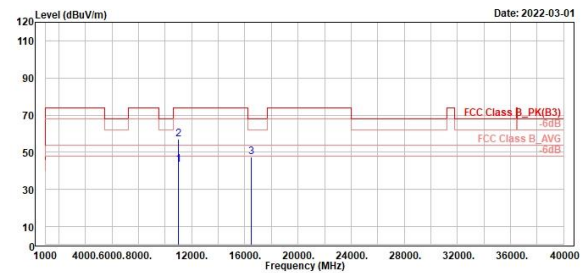
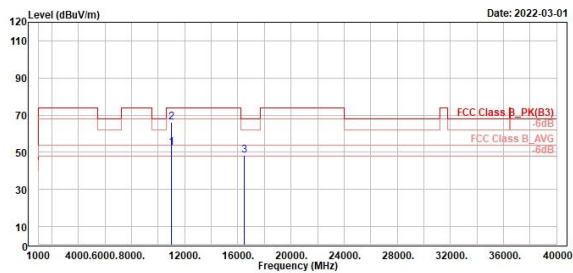
CH 100 (Vertical)



TUV Rheinland Taiwan Ltd.
No. 458-18, Sec 2, Fenliao, Linkou Dist., New Taipei City 244, Taiwan(R.O.C.)
Tel: +886-2172-1000 Fax: +886-2172-1322



TUV Rheinland Taiwan Ltd.
No. 458-18, Sec 2, Fenliao, Linkou Dist., New Taipei City 244, Taiwan(R.O.C.)
Tel: +886-2172-1000 Fax: +886-2172-1322



1	2	3
Level	Level	Level
Factor	Factor	Factor
Limit	Limit	Limit
Over	Over	Over
APos	APos	APos
TPos	TPos	TPos
Remark	Remark	Remark
Pol/Phase	Pol/Phase	Pol/Phase
Note	Note	Note
11800.00	11900.00	16500.00
52.56	66.32	48.24
54.82	68.58	41.95
-2.26	2.26	6.29
54.00	74.00	68.20
-1.44	-7.68	-19.96
167	167	100
345	345	181
Average	Peak	Peak
Horizontal	Horizontal	Horizontal

1	2	3
Level	Level	Level
Factor	Factor	Factor
Limit	Limit	Limit
Over	Over	Over
APos	APos	APos
TPos	TPos	TPos
Remark	Remark	Remark
Pol/Phase	Pol/Phase	Pol/Phase
Note	Note	Note
11800.00	11900.00	16500.00
43.51	57.13	47.23
45.77	59.39	48.94
-2.26	-2.26	6.29
54.00	74.00	68.20
-10.49	-16.87	-20.97
200	200	177
352	352	358
Average	Peak	Peak
Vertical	Vertical	Vertical

802.11ac VHT20

CH 116 (Horizontal)

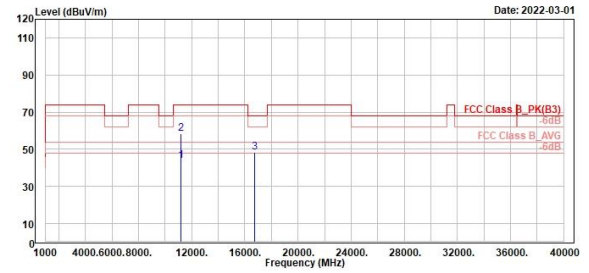
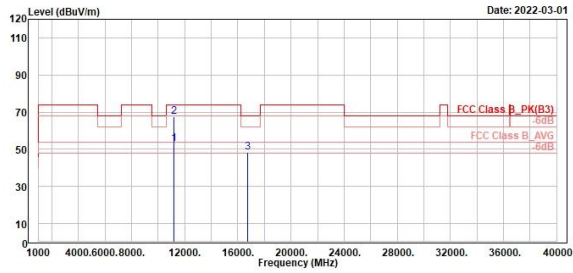
CH 116 (Vertical)



TUV Rheinland Taiwan Ltd.
No. 458-18, Sec 2, Fenliao, Linkou Dist., New Taipei City 244, Taiwan(R.O.C.)
Tel: +886-2172-1000 Fax: +886-2172-1322



TUV Rheinland Taiwan Ltd.
No. 458-18, Sec 2, Fenliao, Linkou Dist., New Taipei City 244, Taiwan(R.O.C.)
Tel: +886-2172-1000 Fax: +886-2172-1322



1	2	3	Read Level	Level Factor	Limit Line	Over Limit	APos	TPos	Remark	Pol/Phase	Note
MHz	dBuV/m	dBuV	dB/m	dBuV/m	dB	cm	deg				
11160.00	52.89	54.95	-2.06	54.00	-1.11	141	330	Average	Horizontal		
11160.00	67.51	69.57	-2.06	74.00	-6.49	141	330	Peak	Horizontal		
16740.00	48.37	41.72	6.65	68.20	-19.83	100	268	Peak	Horizontal		

1	2	3	Read Level	Level Factor	Limit Line	Over Limit	APos	TPos	Remark	Pol/Phase	Note
MHz	dBuV/m	dBuV	dB/m	dBuV/m	dB	cm	deg				
11160.00	43.71	45.77	-2.06	54.00	-10.29	200	352	Average	Vertical		
11160.00	58.40	60.46	-2.06	74.00	-15.60	200	352	Peak	Vertical		
16740.00	48.14	41.49	6.65	68.20	-20.06	200	292	Peak	Vertical		

802.11ac VHT20

CH 140 (Horizontal)

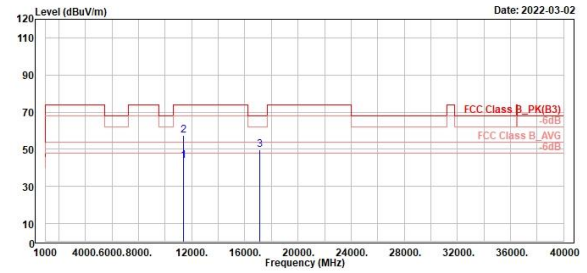
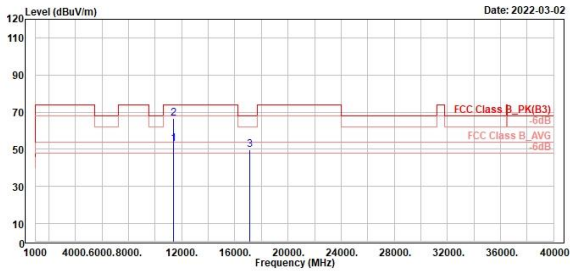
CH 140 (Vertical)



TUV Rheinland Taiwan Ltd.
No. 458-18, Sec 2, Fenliao, Linkou Dist., New Taipei City 244, Taiwan(R.O.C.)
Tel: +886-2172-1000 Fax: +886-2172-1322



TUV Rheinland Taiwan Ltd.
No. 458-18, Sec 2, Fenliao, Linkou Dist., New Taipei City 244, Taiwan(R.O.C.)
Tel: +886-2172-1000 Fax: +886-2172-1322



1	2	3	Read Level	Level Factor	Limit Line	Over Limit	APos	TPos	Remark	Pol/Phase	Note
MHz	dBuV/m	dBuV	dB/m	dBuV/m	dB	cm	deg				
11480.00	52.80	54.38	-1.58	54.00	-1.20	121	330	Average	Horizontal		
11490.00	66.70	68.28	-1.58	74.00	-7.30	121	330	Peak	Horizontal		
17100.00	49.59	42.67	6.92	68.20	-18.61	200	256	Peak	Horizontal		

1	2	3	Read Level	Level Factor	Limit Line	Over Limit	APos	TPos	Remark	Pol/Phase	Note
MHz	dBuV/m	dBuV	dB/m	dBuV/m	dB	cm	deg				
11480.00	43.66	45.24	-1.58	54.00	-10.34	172	355	Average	Vertical		
11490.00	57.38	58.96	-1.58	74.00	-16.62	172	355	Peak	Vertical		
17100.00	49.71	42.79	6.92	68.20	-18.49	124	360	Peak	Vertical		

802.11ac VHT40

CH 102 (Horizontal)

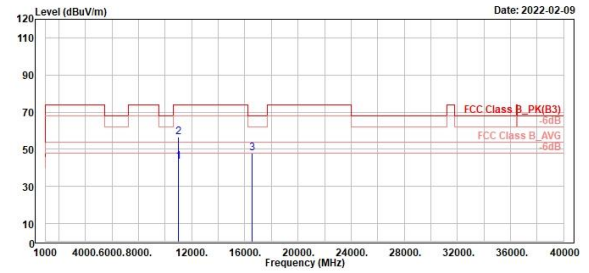
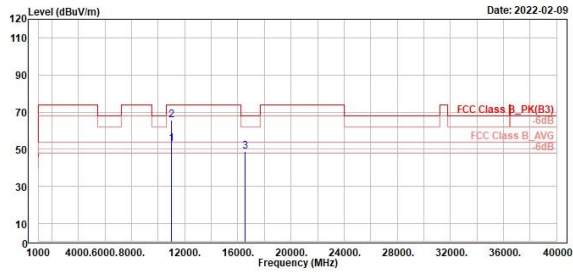
CH 102 (Vertical)



TUV Rheinland Taiwan Ltd.
No. 458-18, Sec 2, Fenliao, Linkou Dist., New Taipei City 244, Taiwan(R.O.C.)
Tel: +886-2172-1000 Fax: +886-2172-1322



TUV Rheinland Taiwan Ltd.
No. 458-18, Sec 2, Fenliao, Linkou Dist., New Taipei City 244, Taiwan(R.O.C.)
Tel: +886-2172-1000 Fax: +886-2172-1322



1	2	3	Read Level	Level Factor	Limit Line	Over Limit	APos	TPos	Remark	Pol/Phase	Note
MHz	dBuV/m	dBuV	dB/m	dBuV/m	dB	cm	deg				
11820.00	52.99	54.24	-1.34	54.00	-1.18	172	332	Average	Horizontal		
11820.00	65.87	67.21	-1.34	74.00	-8.13	172	332	Peak	Horizontal		
16530.00	48.73	41.00	7.73	68.20	-19.47	200	356	Peak	Horizontal		

1	2	3	Read Level	Level Factor	Limit Line	Over Limit	APos	TPos	Remark	Pol/Phase	Note
MHz	dBuV/m	dBuV	dB/m	dBuV/m	dB	cm	deg				
11820.00	43.45	44.79	-1.34	54.00	-10.55	218	291	Average	Vertical		
11820.00	56.51	57.85	-1.34	74.00	-17.49	218	291	Peak	Vertical		
16530.00	47.74	40.01	7.73	68.20	-20.46	200	24	Peak	Vertical		

802.11ac VHT40

CH 110 (Horizontal)

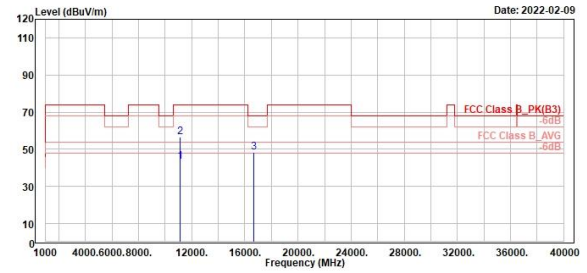
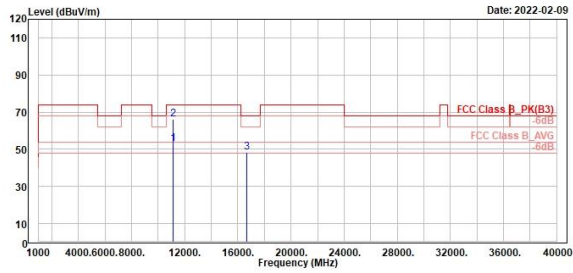
CH 110 (Vertical)



TUV Rheinland Taiwan Ltd.
No. 458-18, Sec 2, Fenliao, Linkou Dist., New Taipei City 244, Taiwan(R.O.C.)
Tel: +886-2172-1000 Fax: +886-2172-1322



TUV Rheinland Taiwan Ltd.
No. 458-18, Sec 2, Fenliao, Linkou Dist., New Taipei City 244, Taiwan(R.O.C.)
Tel: +886-2172-1000 Fax: +886-2172-1322



1	2	3	4	5	6	7	8	9	10	11	12	13	14	15	16	17	18	19	20
1	Level	Read	Level	Factor	Limit	Over	APos	TPos	Remark	Pol/Phase	Note								
1	MHz	dBuV/m	dBuV	dB/m	dBuV/m	dB	cm	deg											
1	11180.00	52.93	54.17	-1.24	54.00	-1.07	133	330	Average	Horizontal									
2	11180.00	66.09	67.33	-1.24	74.00	-7.91	133	330	Peak	Horizontal									
3	16659.00	48.34	48.55	7.79	68.20	-19.86	300	287	Peak	Horizontal									

1	2	3	4	5	6	7	8	9	10	11	12	13	14	15	16	17	18	19	20
1	Level	Read	Level	Factor	Limit	Over	APos	TPos	Remark	Pol/Phase	Note								
1	MHz	dBuV/m	dBuV	dB/m	dBuV/m	dB	cm	deg											
1	11180.00	43.37	44.61	-1.24	54.00	-10.63	286	302	Average	Vertical									
2	11180.00	56.72	57.96	-1.24	74.00	-17.28	286	302	Peak	Vertical									
3	16659.00	48.22	48.43	7.79	68.20	-19.98	198	360	Peak	Vertical									

802.11ac VHT40

CH 134 (Horizontal)

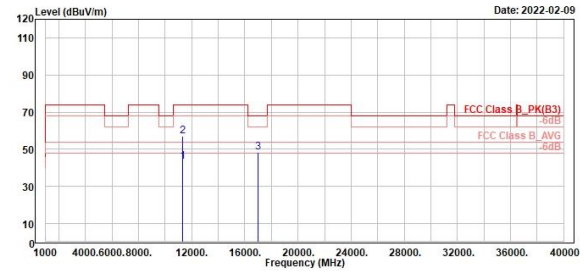
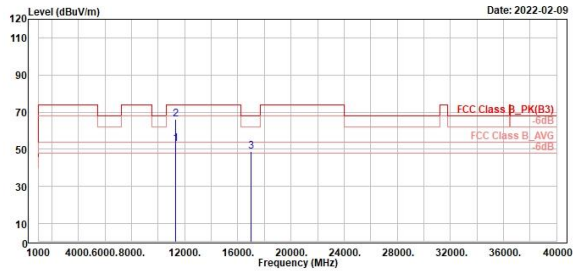
CH 134 (Vertical)



TUV Rheinland Taiwan Ltd.
No. 458-18, Sec 2, Fenliao, Linkou Dist., New Taipei City 244, Taiwan(R.O.C.)
Tel: +886-2172-1000 Fax: +886-2172-1322



TUV Rheinland Taiwan Ltd.
No. 458-18, Sec 2, Fenliao, Linkou Dist., New Taipei City 244, Taiwan(R.O.C.)
Tel: +886-2172-1000 Fax: +886-2172-1322



Freq	Level	Read	Limit	Over	APos	TPos	Remark	Pol/Phase	Note
MHz	dBuV/m	dBuV	dB/m	dBuV/m	dB	cm	deg		
1 11340.00	52.73	53.55	-0.82	54.00	-1.27	124	331 Average	Horizontal	
2 11340.00	66.12	66.94	-0.82	74.00	-7.88	124	331 Peak	Horizontal	
3 17016.00	48.94	48.82	8.12	68.20	-19.26	100	23 Peak	Horizontal	

Freq	Level	Read	Limit	Over	APos	TPos	Remark	Pol/Phase	Note
MHz	dBuV/m	dBuV	dB/m	dBuV/m	dB	cm	deg		
1 11340.00	43.40	44.22	-0.82	54.00	-10.60	200	307 Average	Vertical	
2 11340.00	57.03	57.85	-0.82	74.00	-16.97	200	307 Peak	Vertical	
3 17016.00	48.57	48.46	8.11	68.20	-19.63	200	358 Peak	Vertical	

802.11ac VHT80

CH 106 (Horizontal)

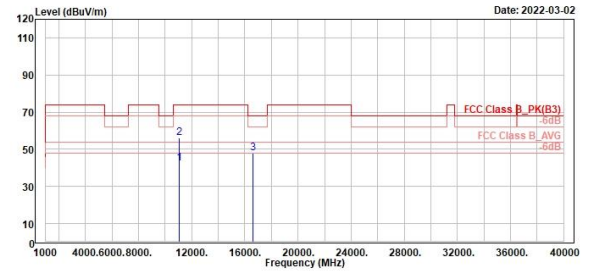
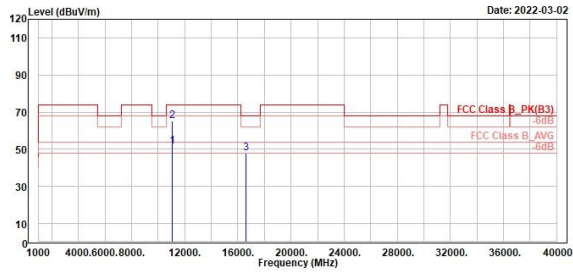
CH 106 (Vertical)



TUV Rheinland Taiwan Ltd.
No. 458-18, Sec 2, Fenliao, Linkou Dist., New Taipei City 244, Taiwan(R.O.C.)
Tel: +886-2172-1000 Fax: +886-2172-1322



TUV Rheinland Taiwan Ltd.
No. 458-18, Sec 2, Fenliao, Linkou Dist., New Taipei City 244, Taiwan(R.O.C.)
Tel: +886-2172-1000 Fax: +886-2172-1322



1	2	3	Read Level	Level Factor	Limit Line	Over Limit	APos	TPos	Remark	Pol/Phase	Note
MHz	dBuV/m	dBuV	dB/m	dBuV/m	dB	cm	deg				
11868.00	51.58	53.76	-2.18	54.00	-2.42	155	331	Average	Horizontal		
11869.00	65.29	67.38	-2.18	74.00	-8.80	155	331	Peak	Horizontal		
16598.00	48.03	41.90	6.13	68.20	-20.17	200	73	Peak	Horizontal		

1	2	3	Read Level	Level Factor	Limit Line	Over Limit	APos	TPos	Remark	Pol/Phase	Note
MHz	dBuV/m	dBuV	dB/m	dBuV/m	dB	cm	deg				
11868.00	42.25	44.43	-2.18	54.00	-11.75	200	352	Average	Vertical		
11869.00	56.05	58.23	-2.18	74.00	-17.95	200	352	Peak	Vertical		
16598.00	47.92	41.79	6.13	68.20	-20.28	100	199	Peak	Vertical		

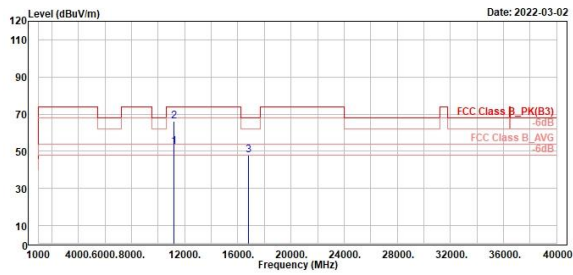
802.11ac VHT80

CH 122 (Horizontal)

CH 122 (Vertical)



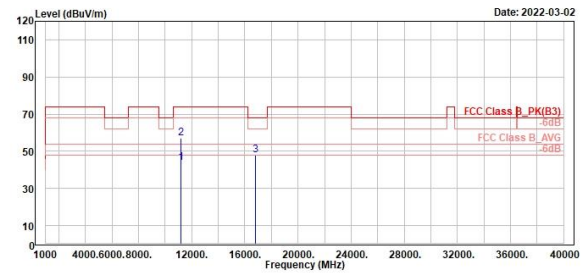
TUV Rheinland Taiwan Ltd.
No. 458-18, Sec 2, Fenliao, Linkou Dist., New Taipei City 244, Taiwan(R.O.C.)
Tel: +886-2172-1000 Fax: +886-2172-1322



Freq	Level	Read	Level	Factor	Limit	Over	APos	TPos	Remark	Pol/Phase	Note
MHz	dBuV/m	dBuV	dB/m	dBuV/m	dB	dB	cm	deg			
1 11220.00	52.64	54.62	-1.98	54.00	-1.36	125	334	Average	Horizontal		
2 11220.00	66.24	68.22	-1.98	74.00	-7.76	125	334	Peak	Horizontal		
3 16830.00	47.96	41.08	6.88	68.20	-20.24	200	43	Peak	Horizontal		



TUV Rheinland Taiwan Ltd.
No. 458-18, Sec 2, Fenliao, Linkou Dist., New Taipei City 244, Taiwan(R.O.C.)
Tel: +886-2172-1000 Fax: +886-2172-1322



Freq	Level	Read	Level	Factor	Limit	Over	APos	TPos	Remark	Pol/Phase	Note
MHz	dBuV/m	dBuV	dB/m	dBuV/m	dB	dB	cm	deg			
1 11220.00	43.79	45.77	-1.98	54.00	-10.21	100	345	Average	Vertical		
2 11220.00	57.17	59.15	-1.98	74.00	-16.83	100	345	Peak	Vertical		
3 16830.00	47.93	41.05	6.88	68.20	-20.27	200	352	Peak	Vertical		

U-NII-3

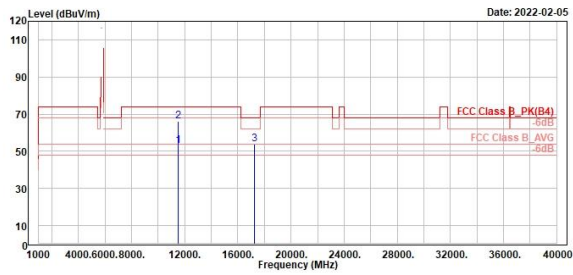
802.11a

CH 149 (Horizontal)

CH 149 (Vertical)



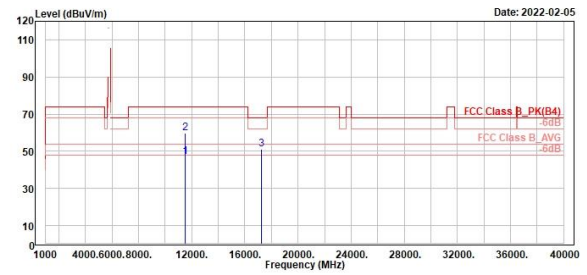
TUV Rheinland Taiwan Ltd.
No. 458-18, Sec 2, Fenliao, Linkou Dist., New Taipei City 244, Taiwan(R.O.C.)
Tel: +886-2172-1000 Fax: +886-2172-1322



1	2	3	Read Level	Level Factor	Limit Line	Over Limit	APos	TPos	Remark	Pol/Phase	Note
1	2	3	MHz	dBuV/m	dBuV	dB/m	dBuV/m	dB	cm	deg	
1	11490.00	52.88	54.09	-1.21	54.00	-1.12	105	306	Average	Horizontal	
2	11490.00	66.03	67.24	-1.21	74.00	-7.97	105	306	Peak	Horizontal	
3	17235.00	53.63	46.90	6.73	68.20	-14.57	200	8	Peak	Horizontal	



TUV Rheinland Taiwan Ltd.
No. 458-18, Sec 2, Fenliao, Linkou Dist., New Taipei City 244, Taiwan(R.O.C.)
Tel: +886-2172-1000 Fax: +886-2172-1322



1	2	3	Read Level	Level Factor	Limit Line	Over Limit	APos	TPos	Remark	Pol/Phase	Note
1	2	3	MHz	dBuV/m	dBuV	dB/m	dBuV/m	dB	cm	deg	
1	11490.00	46.95	48.16	-1.21	54.00	-7.05	238	323	Average	Vertical	
2	11490.00	59.65	60.86	-1.21	74.00	-14.35	238	323	Peak	Vertical	
3	17235.00	51.06	44.33	6.73	68.20	-17.14	200	357	Peak	Vertical	

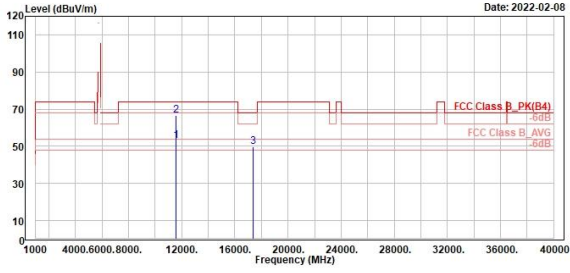
802.11a

CH 157 (Horizontal)

CH 157 (Vertical)



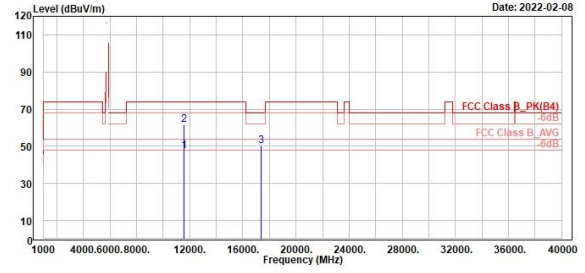
TUV Rheinland Taiwan Ltd.
No. 458-18, Sec 2, Fenliao, Linkou Dist., New Taipei City 244, Taiwan(R.O.C.)
Tel: +886-2172-1000 Fax: +886-2172-1322



1	2	3	Read Level	Level Factor	Limit Line	Over Limit	APos	TPos	Remark	Pol/Phase	Note
MHz	dBuV/m	dBuV	dB/m	dBuV/m	dB	cm	deg				
1	11570.00	52.98	53.12	-0.14	54.00	-1.02	194	303	Average	Horizontal	
2	11570.00	66.53	66.67	-0.14	74.00	-7.47	194	303	Peak	Horizontal	
3	17355.00	49.66	41.42	8.24	68.20	-18.54	300	248	Peak	Horizontal	



TUV Rheinland Taiwan Ltd.
No. 458-18, Sec 2, Fenliao, Linkou Dist., New Taipei City 244, Taiwan(R.O.C.)
Tel: +886-2172-1000 Fax: +886-2172-1322



1	2	3	Read Level	Level Factor	Limit Line	Over Limit	APos	TPos	Remark	Pol/Phase	Note
MHz	dBuV/m	dBuV	dB/m	dBuV/m	dB	cm	deg				
1	11570.00	47.27	47.41	-0.14	54.00	-6.73	238	324	Average	Vertical	
2	11570.00	61.48	61.62	-0.14	74.00	-12.52	238	324	Peak	Vertical	
3	17355.00	50.04	41.80	8.24	68.20	-18.16	100	266	Peak	Vertical	

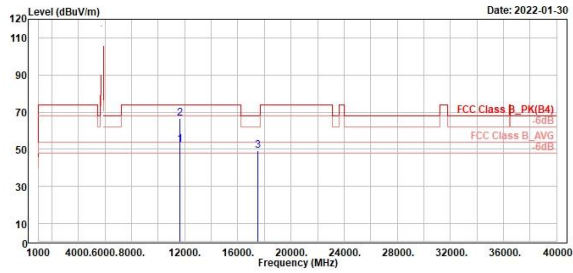
802.11a

CH 165 (Horizontal)

CH 165 (Vertical)



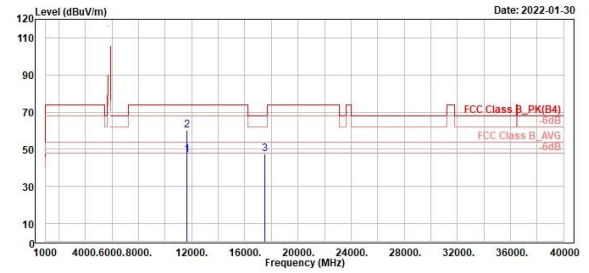
TUV Rheinland Taiwan Ltd.
No. 458-18, Sec 2, Fenliao, Linkou Dist., New Taipei City 244, Taiwan(R.O.C.)
Tel: +886-2172-1000 Fax: +886-2172-1322



1	2	3	4	5	6	7	8	9	10	11	12	13	14	15	16	17	18	19	20
1	Level	Read	Factor	Limit	Over	APos	TPos	Remark	Pol/Phase	Note									
1	MHz	dBuV/m	dBuV	dB/m	dBuV/m	dB	cm	deg											
1	11650.00	52.54	53.48	-0.94	54.00	-1.46	100	302	Average	Horizontal									
2	11650.00	66.73	67.67	-0.94	74.00	-7.27	100	302	Peak	Horizontal									
3	17475.00	49.07	42.12	6.95	68.20	-19.13	200	15	Peak	Horizontal									



TUV Rheinland Taiwan Ltd.
No. 458-18, Sec 2, Fenliao, Linkou Dist., New Taipei City 244, Taiwan(R.O.C.)
Tel: +886-2172-1000 Fax: +886-2172-1322



1	2	3	4	5	6	7	8	9	10	11	12	13	14	15	16	17	18	19	20
1	Level	Read	Factor	Limit	Over	APos	TPos	Remark	Pol/Phase	Note									
1	MHz	dBuV/m	dBuV	dB/m	dBuV/m	dB	cm	deg											
1	11650.00	47.19	48.13	-0.94	54.00	-6.81	243	318	Average	Vertical									
2	11650.00	60.35	61.29	-0.94	74.00	-13.65	243	318	Peak	Vertical									
3	17475.00	47.57	48.62	6.95	68.20	-20.63	200	355	Peak	Vertical									