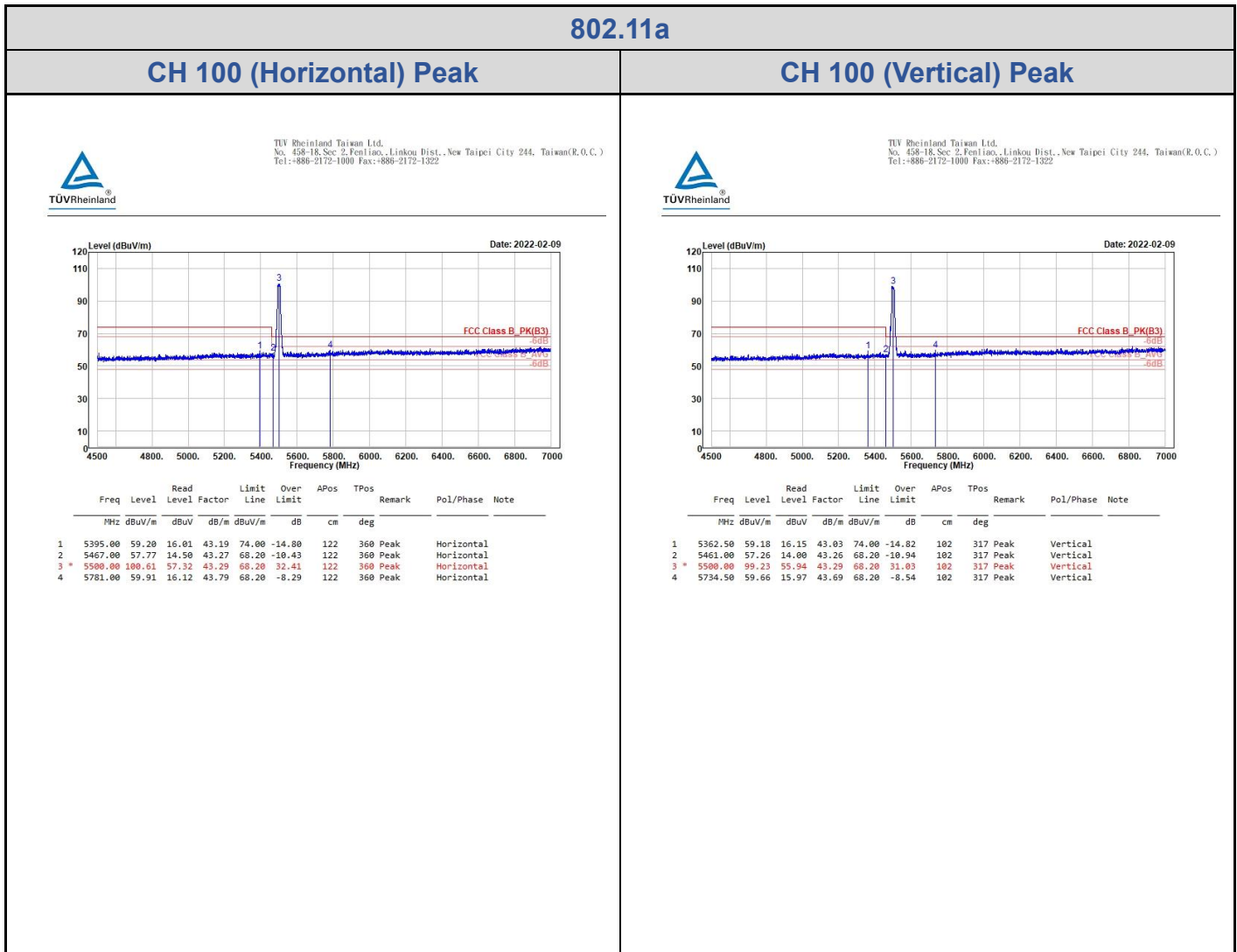


Band Edges, 5.3GHz ~ 5.47GHz, 5.725GHz  
U-NII-2C



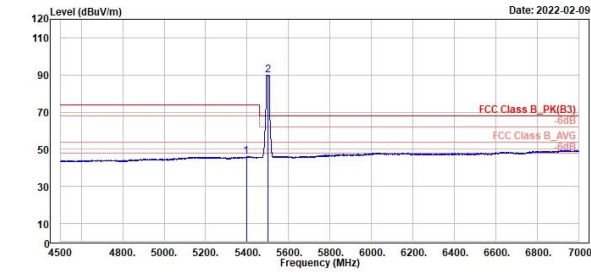
802.11a

CH 100 (Horizontal) Average

CH 100 (Vertical) Average



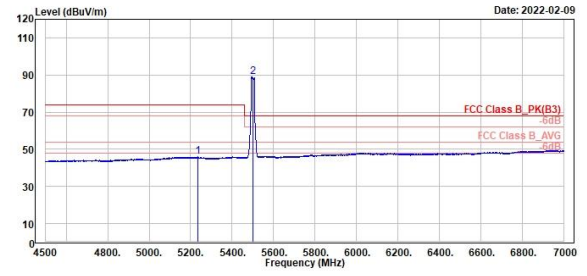
TUV Rheinland Taiwan Ltd.  
No. 438-18, Sec 2, Fenliao, Linkou Dist., New Taipei City 244, Taiwan(R.O.C.)  
Tel: +886-2172-1000 Fax: +886-2172-1322



Freq	Level	Read Level	Factor	Limit Line	Over Limit	APos	TPos	Remark	Pol/Phase	Note
MHz	dBuV/m	dBuV	dB/m	dBuV/m	dB	cm	deg			
1	5396.58	46.10	2.90	43.20	54.00	-7.90	122	360 Average	Horizontal	
2 *	5500.00	90.08	46.79	43.29	54.00	36.08	122	360 Average	Horizontal	



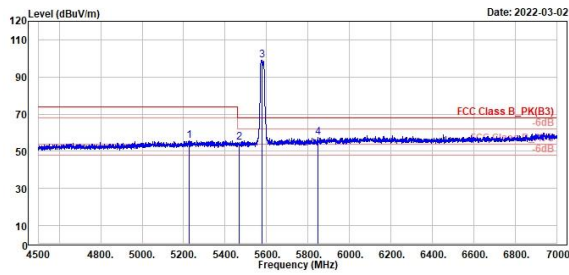
TUV Rheinland Taiwan Ltd.  
No. 438-18, Sec 2, Fenliao, Linkou Dist., New Taipei City 244, Taiwan(R.O.C.)  
Tel: +886-2172-1000 Fax: +886-2172-1322



Freq	Level	Read Level	Factor	Limit Line	Over Limit	APos	TPos	Remark	Pol/Phase	Note
MHz	dBuV/m	dBuV	dB/m	dBuV/m	dB	cm	deg			
1	5236.00	45.90	2.90	43.00	54.00	-8.10	102	317 Average	Vertical	
2 *	5500.00	89.13	45.84	43.29	54.00	35.13	102	317 Average	Vertical	

**802.11a**
**CH 116 (Horizontal) Peak**
**CH 116 (Vertical) Peak**

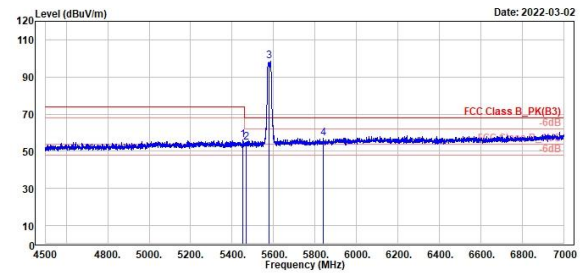

TÜV Rheinland Taiwan Ltd.  
 No. 458-18, Sec 2, Fenliao, Linkou Dist., New Taipei City 244, Taiwan(R.O.C.)  
 Tel: +886-2172-1000 Fax: +886-2172-1322



	Freq	Level	Read	Limit	Over	APos	TPos	Remark	Pol/Phase	Note
	MHz	dBuV/m	dBuV	dB/m	dBuV/m	dB	cm	deg		
1	5325.58	55.78	12.77	43.01	74.00	-18.22	128	346	Peak	Horizontal
2	5468.00	54.82	11.55	43.27	68.20	-13.38	128	346	Peak	Horizontal
3 *	5588.00	99.15	55.75	43.40	68.20	30.95	128	346	Peak	Horizontal
4	5847.00	57.48	13.50	43.98	68.20	-10.72	128	346	Peak	Horizontal



TÜV Rheinland Taiwan Ltd.  
 No. 458-18, Sec 2, Fenliao, Linkou Dist., New Taipei City 244, Taiwan(R.O.C.)  
 Tel: +886-2172-1000 Fax: +886-2172-1322



	Freq	Level	Read	Limit	Over	APos	TPos	Remark	Pol/Phase	Note
	MHz	dBuV/m	dBuV	dB/m	dBuV/m	dB	cm	deg		
1	5458.50	56.00	12.75	43.25	74.00	-18.00	126	328	Peak	Vertical
2	5469.00	54.69	11.42	43.27	68.20	-13.51	126	328	Peak	Vertical
3 *	5588.00	98.39	54.99	43.40	68.20	30.19	126	328	Peak	Vertical
4	5841.50	56.92	12.95	43.97	68.20	-11.28	126	328	Peak	Vertical

802.11a

CH 116 (Horizontal) Average

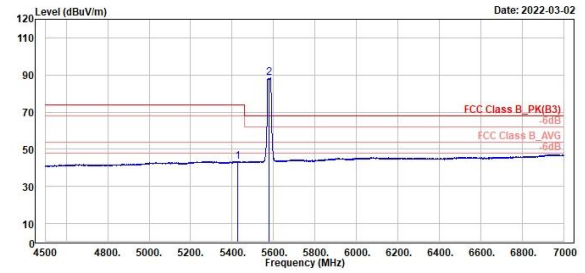
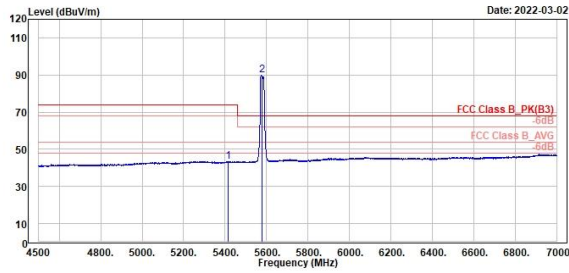
CH 116 (Vertical) Average



TUV Rheinland Taiwan Ltd.  
No. 458-18, Sec 2, Fenliao, Linkou Dist., New Taipei City 244, Taiwan(R.O.C.)  
Tel: +886-2172-1000 Fax: +886-2172-1322



TUV Rheinland Taiwan Ltd.  
No. 458-18, Sec 2, Fenliao, Linkou Dist., New Taipei City 244, Taiwan(R.O.C.)  
Tel: +886-2172-1000 Fax: +886-2172-1322



Freq	Level	Read Level	Factor	Limit Line	Over Limit	APos	TPos	Remark	Pol/Phase	Note
MHz	dBuV/m	dBuV	dB/m	dBuV/m	dB	cm	deg			
1	5413.00	43.53	0.31	43.22	54.00	-10.47	128	346 Average	Horizontal	
2 *	5580.00	89.68	46.28	43.40	54.00	35.68	128	346 Average	Horizontal	

Freq	Level	Read Level	Factor	Limit Line	Over Limit	APos	TPos	Remark	Pol/Phase	Note
MHz	dBuV/m	dBuV	dB/m	dBuV/m	dB	cm	deg			
1	5426.00	43.44	0.21	43.23	54.00	-10.56	126	328 Average	Vertical	
2 *	5580.00	88.38	44.98	43.40	54.00	34.38	126	328 Average	Vertical	

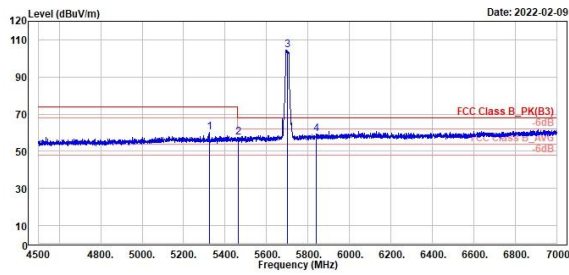
802.11a

CH 140 (Horizontal) Peak

CH 140 (Vertical) Peak



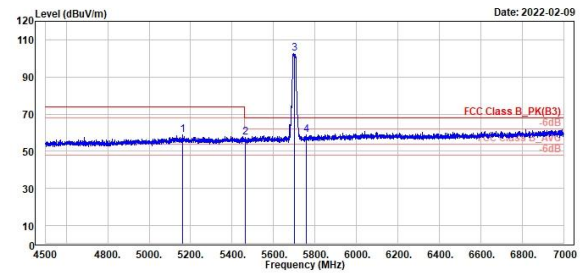
TUV Rheinland Taiwan Ltd.  
No. 458-18, Sec 2, Fenliao, Linkou Dist., New Taipei City 244, Taiwan(R.O.C.)  
Tel: +886-2172-1000 Fax: +886-2172-1322



	Read	Limit	Over	APos	TPos	Remark	Pol/Phase	Note	
1	5323.00	68.05	17.12	42.94	74.00	-13.94	120	339 Peak	Horizontal
2	5463.00	57.37	14.11	43.26	68.20	-10.83	120	339 Peak	Horizontal
3 *	5708.00	104.61	68.95	43.66	68.20	36.41	120	339 Peak	Horizontal
4	5838.50	59.34	15.38	43.96	68.20	-8.86	120	339 Peak	Horizontal



TUV Rheinland Taiwan Ltd.  
No. 458-18, Sec 2, Fenliao, Linkou Dist., New Taipei City 244, Taiwan(R.O.C.)  
Tel: +886-2172-1000 Fax: +886-2172-1322



	Read	Limit	Over	APos	TPos	Remark	Pol/Phase	Note	
1	5168.00	58.65	15.72	42.93	74.00	-15.35	113	331 Peak	Vertical
2	5462.50	57.41	14.15	43.26	68.20	-10.79	113	331 Peak	Vertical
3 *	5708.00	102.62	58.96	43.66	68.20	34.42	113	331 Peak	Vertical
4	5759.50	58.88	15.14	43.74	68.20	-9.32	113	331 Peak	Vertical

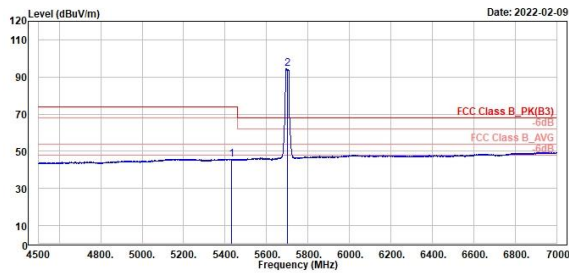
802.11a

CH 140 (Horizontal) Average

CH 140 (Vertical) Average



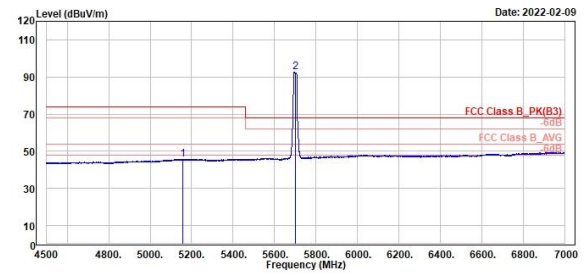
TUV Rheinland Taiwan Ltd.  
No. 458-18, Sec 2, Fenliao, Linkou Dist., New Taipei City 244, Taiwan(R.O.C.)  
Tel: +886-2172-1000 Fax: +886-2172-1322



Freq	Level	Read Level	Factor	Limit Line	Over Limit	APos	TPos	Remark	Pol/Phase	Note
MHz	dBuV/m	dBuV	dB/m	dBuV/m	dB	cm	deg			
1	5431.00	45.85	2.61	43.24	54.00	-8.15	120	339 Average	Horizontal	
2 *	5700.00	94.39	50.73	43.66	54.00	40.39	120	339 Average	Horizontal	



TUV Rheinland Taiwan Ltd.  
No. 458-18, Sec 2, Fenliao, Linkou Dist., New Taipei City 244, Taiwan(R.O.C.)  
Tel: +886-2172-1000 Fax: +886-2172-1322



Freq	Level	Read Level	Factor	Limit Line	Over Limit	APos	TPos	Remark	Pol/Phase	Note
MHz	dBuV/m	dBuV	dB/m	dBuV/m	dB	cm	deg			
1	5159.00	45.80	2.87	42.93	54.00	-8.20	113	331 Average	Vertical	
2 *	5700.00	92.62	48.96	43.66	54.00	38.62	113	331 Average	Vertical	

802.11ac VHT20

CH 100 (Horizontal) Peak

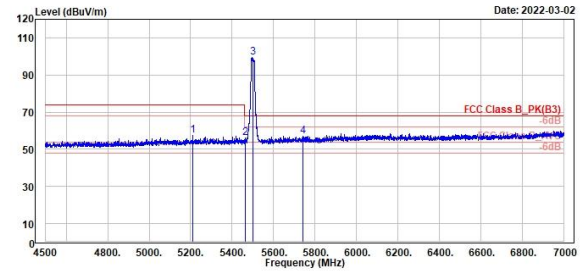
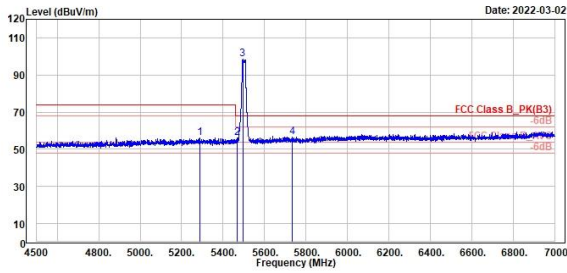
CH 100 (Vertical) Peak



TUV Rheinland Taiwan Ltd.  
No. 458-18, Sec 2, Fenliao, Linkou Dist., New Taipei City 244, Taiwan(R.O.C.)  
Tel: +886-2172-1000 Fax: +886-2172-1322



TUV Rheinland Taiwan Ltd.  
No. 458-18, Sec 2, Fenliao, Linkou Dist., New Taipei City 244, Taiwan(R.O.C.)  
Tel: +886-2172-1000 Fax: +886-2172-1322



	Read	Limit	Over	APos	TPos	Remark	Pol/Phase	Note	
1	5388.00	56.21	13.28	42.93	74.00	-17.79	123	349 Peak	Horizontal
2	5468.50	55.30	13.03	43.27	68.20	-11.90	123	349 Peak	Horizontal
3 *	5494.50	98.67	55.38	43.29	68.20	30.47	123	349 Peak	Horizontal
4	5733.00	56.71	13.02	43.69	68.20	-11.49	123	349 Peak	Horizontal

	Read	Limit	Over	APos	TPos	Remark	Pol/Phase	Note	
1	5218.00	57.70	14.67	43.03	74.00	-16.30	140	327 Peak	Vertical
2	5465.50	55.90	12.63	43.27	68.20	-12.30	140	327 Peak <td>Vertical</td>	Vertical
3 *	5508.00	99.60	56.31	43.29	68.20	31.40	140	327 Peak <td>Vertical</td>	Vertical
4	5743.00	57.23	13.53	43.70	68.20	-10.97	140	327 Peak <td>Vertical</td>	Vertical





802.11ac VHT20

CH 116 (Horizontal) Peak

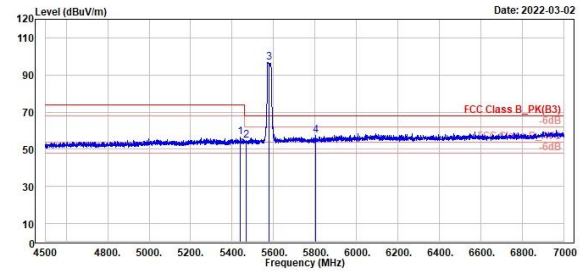
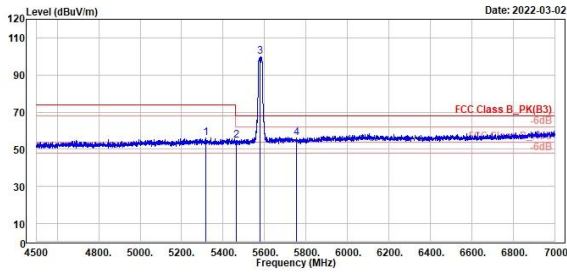
CH 116 (Vertical) Peak



TUV Rheinland Taiwan Ltd.  
No. 458-18, Sec 2, Fenliao, Linkou Dist., New Taipei City 244, Taiwan(R.O.C.)  
Tel: +886-2172-1000 Fax: +886-2172-1322



TUV Rheinland Taiwan Ltd.  
No. 458-18, Sec 2, Fenliao, Linkou Dist., New Taipei City 244, Taiwan(R.O.C.)  
Tel: +886-2172-1000 Fax: +886-2172-1322



	Freq	Level	Read	Limit	Over	APos	TPos	Remark	Pol/Phase	Note
	MHz	dBuV/m	dBuV	dB/m	dBuV/m	dB	cm	deg		
1	5317.58	56.18	13.16	42.94	74.08	-17.90	122	340	Peak	Horizontal
2	5464.58	54.96	11.60	43.26	68.28	-13.34	122	340	Peak	Horizontal
3 *	5588.00	99.88	56.48	43.40	68.20	31.68	122	340	Peak	Horizontal
4	5756.00	56.30	12.58	43.72	68.20	-11.90	122	340	Peak	Horizontal

	Freq	Level	Read	Limit	Over	APos	TPos	Remark	Pol/Phase	Note
	MHz	dBuV/m	dBuV	dB/m	dBuV/m	dB	cm	deg		
1	5441.00	56.49	13.25	43.24	74.00	-17.51	127	352	Peak	Vertical
2	5468.00	54.98	11.71	43.27	68.28	-13.22	127	352	Peak	Vertical
3 *	5588.00	96.88	53.48	43.40	68.20	28.60	127	352	Peak	Vertical
4	5801.50	57.29	13.44	43.85	68.28	-10.91	127	352	Peak	Vertical

802.11ac VHT20

CH 116 (Horizontal) Average

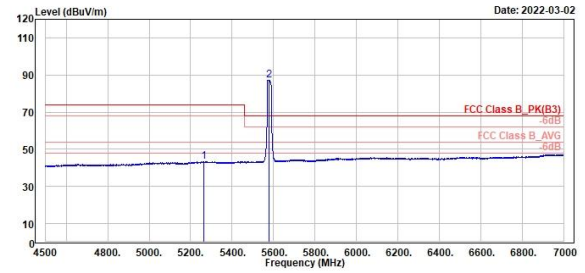
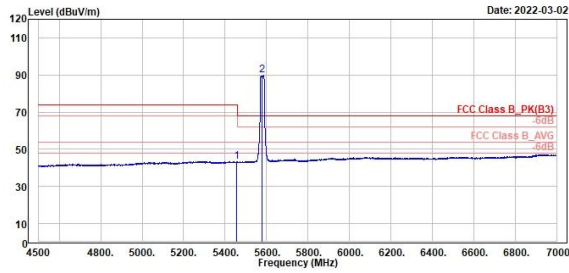
CH 116 (Vertical) Average



TUV Rheinland Taiwan Ltd.  
No. 458-18, Sec 2, Fenliao, Linkou Dist., New Taipei City 244, Taiwan(R.O.C.)  
Tel: +886-2172-1000 Fax: +886-2172-1322



TUV Rheinland Taiwan Ltd.  
No. 458-18, Sec 2, Fenliao, Linkou Dist., New Taipei City 244, Taiwan(R.O.C.)  
Tel: +886-2172-1000 Fax: +886-2172-1322



Peak	Freq	Level	Read Level	Factor	Limit Line	Over Limit	APos	TPos	Remark	Pol/Phase	Note
	MHz	dBuV/m	dBuV	dB/m	dBuV/m	dB	cm	deg			
1	5456.00	43.40	0.14	43.26	54.00	-10.60	122	340	Average	Horizontal	
2 *	5598.00	89.85	46.45	43.40	54.00	35.85	122	340	Average	Horizontal	

Peak	Freq	Level	Read Level	Factor	Limit Line	Over Limit	APos	TPos	Remark	Pol/Phase	Note
	MHz	dBuV/m	dBuV	dB/m	dBuV/m	dB	cm	deg			
1	5263.50	43.44	0.48	42.96	54.00	-10.56	127	352	Average	Vertical	
2 *	5598.00	87.28	43.88	43.40	54.00	33.28	127	352	Average	Vertical	

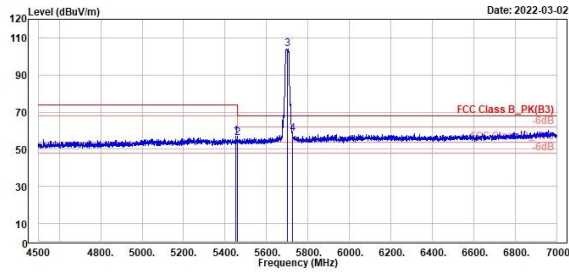
802.11ac VHT20

CH 140 (Horizontal) Peak

CH 140 (Vertical) Peak



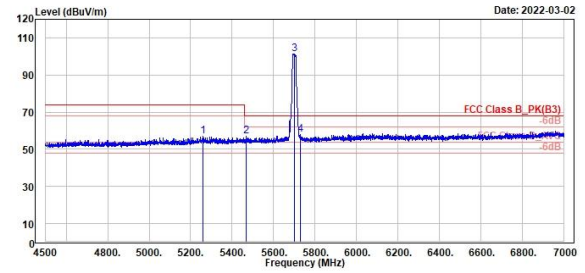
TUV Rheinland Taiwan Ltd.  
No. 458-18, Sec 2, Fenliao, Linkou Dist., New Taipei City 244, Taiwan(R.O.C.)  
Tel: +886-2172-1000 Fax: +886-2172-1322



Peak	Freq (MHz)	Level (dBuV/m)	Read Level (dBuV)	Factor (dB)	Limit Line (dBuV/m)	Over Limit (dB)	APos (cm)	TPos (deg)	Remark	Pol/Phase	Note
1	5451.50	56.93	13.68	43.25	74.00	-17.07	127	332	Peak	Horizontal	
2	5460.50	55.30	13.04	43.26	68.20	-11.90	127	332	Peak	Horizontal	
3 *	5700.00	104.00	60.34	43.66	68.20	35.80	127	332	Peak	Horizontal	
4	5725.00	58.43	14.74	43.69	68.20	-9.77	127	332	Peak	Horizontal	



TUV Rheinland Taiwan Ltd.  
No. 458-18, Sec 2, Fenliao, Linkou Dist., New Taipei City 244, Taiwan(R.O.C.)  
Tel: +886-2172-1000 Fax: +886-2172-1322



Peak	Freq (MHz)	Level (dBuV/m)	Read Level (dBuV)	Factor (dB)	Limit Line (dBuV/m)	Over Limit (dB)	APos (cm)	TPos (deg)	Remark	Pol/Phase	Note
1	5261.00	57.26	14.29	42.97	74.00	-16.74	138	330	Peak	Vertical	
2	5460.50	55.06	13.59	43.27	68.20	-11.34	138	330	Peak	Vertical	
3 *	5700.00	101.50	57.84	43.66	68.20	33.30	138	330	Peak	Vertical	
4	5730.50	57.88	14.19	43.69	68.20	-10.32	138	330	Peak	Vertical	

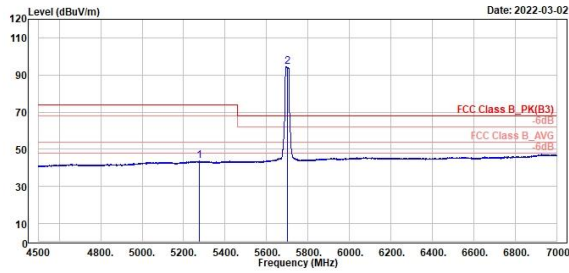
802.11ac VHT20

CH 140 (Horizontal) Average

CH 140 (Vertical) Average



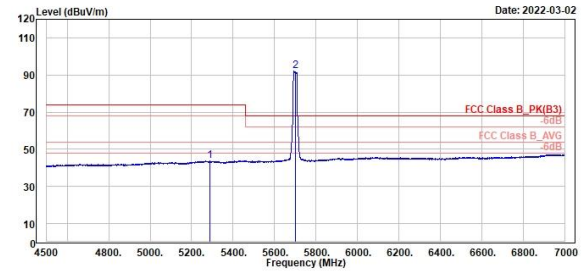
TUV Rheinland Taiwan Ltd.  
No. 458-18, Sec 2, Fenliao, Linkou Dist., New Taipei City 244, Taiwan(R.O.C.)  
Tel: +886-2172-1000 Fax: +886-2172-1322



Peak	Freq (MHz)	Level (dBuV/m)	Read Level (dBuV)	Factor (dB/m)	Limit Line (dBuV/m)	Over Limit (dB)	APos (cm)	TPos (deg)	Remark	Pol/Phase	Note
1	5275.50	43.66	0.71	42.95	54.00	-10.34	127	332	Average	Horizontal	
2	5700.00	94.62	50.96	43.66	54.00	40.62	127	332	Average	Horizontal	



TUV Rheinland Taiwan Ltd.  
No. 458-18, Sec 2, Fenliao, Linkou Dist., New Taipei City 244, Taiwan(R.O.C.)  
Tel: +886-2172-1000 Fax: +886-2172-1322



Peak	Freq (MHz)	Level (dBuV/m)	Read Level (dBuV)	Factor (dB/m)	Limit Line (dBuV/m)	Over Limit (dB)	APos (cm)	TPos (deg)	Remark	Pol/Phase	Note
1	5286.50	43.74	0.80	42.94	54.00	-10.26	138	330	Average	Vertical	
2	5700.00	92.02	48.36	43.66	54.00	38.02	138	330	Average	Vertical	

802.11ac VHT40

CH 102 (Horizontal) Peak

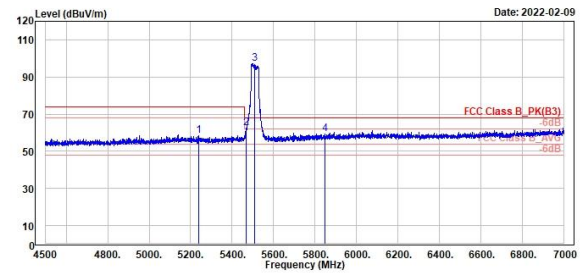
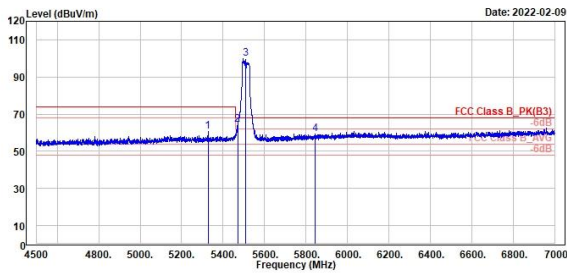
CH 102 (Vertical) Peak



TUV Rheinland Taiwan Ltd.  
No. 458-18, Sec 2, Fenliao, Linkou Dist., New Taipei City 244, Taiwan(R.O.C.)  
Tel: +886-2172-1000 Fax: +886-2172-1322



TUV Rheinland Taiwan Ltd.  
No. 458-18, Sec 2, Fenliao, Linkou Dist., New Taipei City 244, Taiwan(R.O.C.)  
Tel: +886-2172-1000 Fax: +886-2172-1322



	Freq	Level	Read	Limit	Over	APos	TPos	Remark	Pol/Phase	Note
	MHz	dBuV/m	dBuV	dB/m	dBuV/m	dB	cm	deg		
1	5327.00	68.67	17.72	42.95	74.00	-13.33	100	360	Peak	Horizontal
2	5470.00	64.55	21.20	43.27	68.20	-3.65	100	360	Peak	Horizontal
3	5518.00	99.87	56.55	43.32	68.20	31.67	100	360	Peak	Horizontal
4	5845.50	59.41	15.43	43.98	68.20	-8.79	100	360	Peak	Horizontal

	Freq	Level	Read	Limit	Over	APos	TPos	Remark	Pol/Phase	Note
	MHz	dBuV/m	dBuV	dB/m	dBuV/m	dB	cm	deg		
1	5239.00	58.44	15.45	42.99	74.00	-15.56	100	318	Peak	Vertical
2	5467.00	62.43	19.16	43.27	68.20	-5.77	100	318	Peak	Vertical
3	5518.00	97.39	54.87	43.32	68.20	29.19	100	318	Peak	Vertical
4	5849.00	59.15	15.16	43.99	68.20	-9.05	100	318	Peak	Vertical

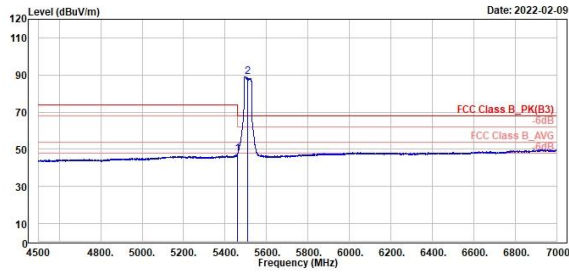
802.11ac VHT40

CH 102 (Horizontal) Average

CH 102 (Vertical) Average



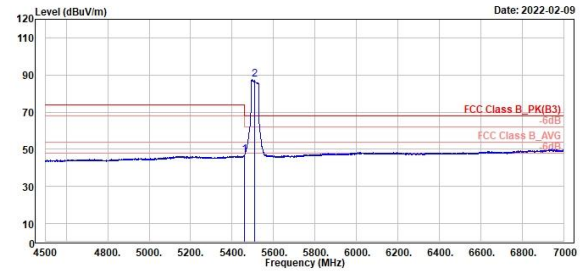
TUV Rheinland Taiwan Ltd.  
No. 438-18, Sec 2, Fenliao, Linkou Dist., New Taipei City 244, Taiwan(R.O.C.)  
Tel: +886-2172-1000 Fax: +886-2172-1322



Read	Level	Factor	Limit	Over	APos	TPos	Remark	Pol/Phase	Note
MHz	dBuV/m	dBuV	dB/m	dBuV/m	dB	cm	deg		
1	5459.00	47.31	4.05	43.26	54.00	-6.69	100	360	Average Horizontal
2 *	5518.00	89.16	45.64	43.32	54.00	35.16	100	360	Average Horizontal



TUV Rheinland Taiwan Ltd.  
No. 438-18, Sec 2, Fenliao, Linkou Dist., New Taipei City 244, Taiwan(R.O.C.)  
Tel: +886-2172-1000 Fax: +886-2172-1322



Read	Level	Factor	Limit	Over	APos	TPos	Remark	Pol/Phase	Note
MHz	dBuV/m	dBuV	dB/m	dBuV/m	dB	cm	deg		
1	5459.00	46.80	3.54	43.26	54.00	-7.20	100	318	Average Vertical
2 *	5518.00	87.46	44.14	43.32	54.00	33.46	100	318	Average Vertical

802.11ac VHT40

CH 110 (Horizontal) Peak

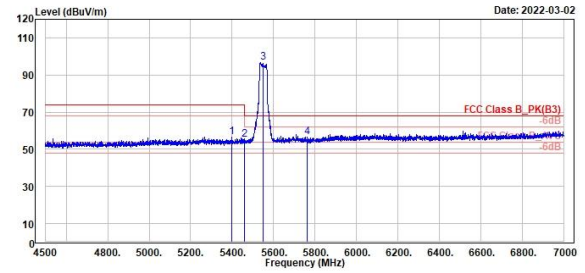
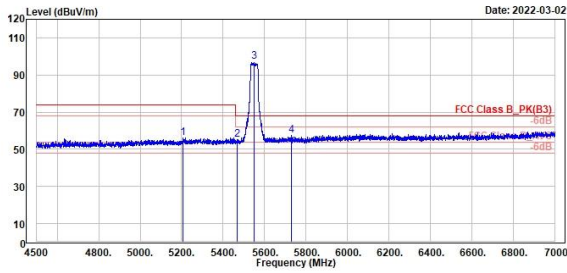
CH 110 (Vertical) Peak



TUV Rheinland Taiwan Ltd.  
No. 458-18, Sec 2, Fenliao, Linkou Dist., New Taipei City 244, Taiwan(R.O.C.)  
Tel: +886-2172-1000 Fax: +886-2172-1322



TUV Rheinland Taiwan Ltd.  
No. 458-18, Sec 2, Fenliao, Linkou Dist., New Taipei City 244, Taiwan(R.O.C.)  
Tel: +886-2172-1000 Fax: +886-2172-1322



	Read	Limit	Over	APos	TPos	Remark	Pol/Phase	Note	
1	Level	Line	Limit	cm	deg				
MHz	dBuV/m	dBuV	dB/m	dBuV/m	dB				
1	5385.58	56.24	13.21	43.03	74.00	-17.76	138	343 Peak	Horizontal
2	5469.58	55.29	12.02	43.27	68.20	-12.91	138	343 Peak	Horizontal
3 *	5559.00	96.97	53.53	43.44	68.20	28.77	138	343 Peak	Horizontal
4	5731.58	57.50	13.81	43.69	68.20	-10.70	138	343 Peak	Horizontal

	Read	Limit	Over	APos	TPos	Remark	Pol/Phase	Note	
1	Level	Line	Limit	cm	deg				
MHz	dBuV/m	dBuV	dB/m	dBuV/m	dB				
1	5399.00	56.52	13.31	43.21	74.00	-17.48	137	329 Peak	Vertical
2	5469.58	55.38	12.12	43.26	68.20	-12.82	137	329 Peak	Vertical
3 *	5559.00	96.86	53.42	43.44	68.20	28.66	137	329 Peak	Vertical
4	5761.50	56.61	12.87	43.74	68.20	-11.59	137	329 Peak	Vertical





802.11ac VHT40

CH 134 (Horizontal) Peak

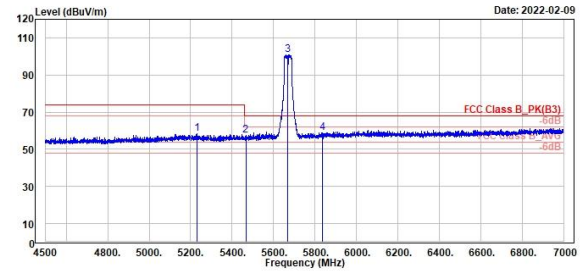
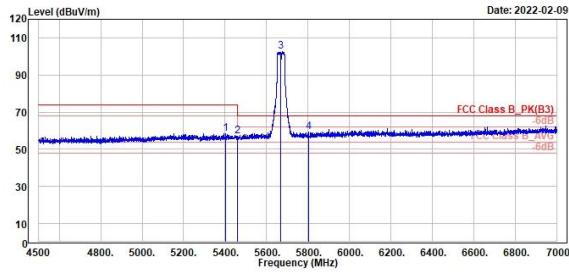
CH 134 (Vertical) Peak



TUV Rheinland Taiwan Ltd.  
No. 458-18, Sec 2, Fenliao, Linkou Dist., New Taipei City 244, Taiwan(R.O.C.)  
Tel: +886-2172-1000 Fax: +886-2172-1322



TUV Rheinland Taiwan Ltd.  
No. 458-18, Sec 2, Fenliao, Linkou Dist., New Taipei City 244, Taiwan(R.O.C.)  
Tel: +886-2172-1000 Fax: +886-2172-1322



Peak	Freq	Level	Read	Limit	Over	APos	TPos	Remark	Pol/Phase	Note
	MHz	dBuV/m	dBuV	dB/m	dBuV/m	dB	cm	deg		
1	5484.58	58.58	15.29	43.21	74.00	-15.58	111	339	Peak	Horizontal
2	5461.00	55.98	13.72	43.26	68.20	-11.22	111	339	Peak	Horizontal
3 *	5678.00	102.62	59.10	43.52	68.20	34.42	111	339	Peak	Horizontal
4	5804.58	59.35	15.49	43.86	68.20	-8.85	111	339	Peak	Horizontal

Peak	Freq	Level	Read	Limit	Over	APos	TPos	Remark	Pol/Phase	Note
	MHz	dBuV/m	dBuV	dB/m	dBuV/m	dB	cm	deg		
1	5231.58	58.21	15.38	43.81	74.00	-15.69	130	330	Peak	Vertical
2	5466.00	57.65	14.38	43.27	68.20	-10.55	130	330	Peak	Vertical
3 *	5678.00	100.81	57.29	43.52	68.20	32.61	130	330	Peak	Vertical
4	5835.00	59.03	15.08	43.95	68.20	-9.17	130	330	Peak	Vertical

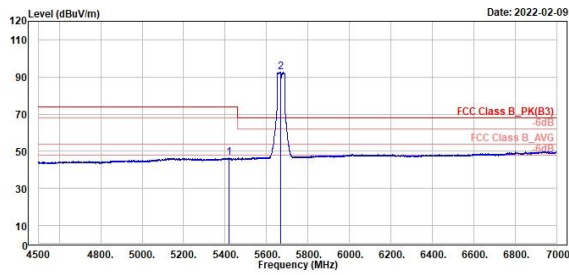
802.11ac VHT40

CH 134 (Horizontal) Average

CH 134 (Vertical) Average



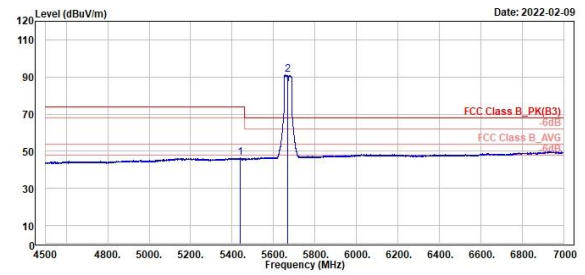
TUV Rheinland Taiwan Ltd.  
No. 458-18, Sec 2, Fenliao, Linkou Dist., New Taipei City 244, Taiwan(R.O.C.)  
Tel: +886-2172-1000 Fax: +886-2172-1322



Freq	Level	Read Level	Factor	Limit Line	Over Limit	APos	TPos	Remark	Pol/Phase	Note
MHz	dBuV/m	dBuV	dB/m	dBuV/m	dB	cm	deg			
1	5428.00	46.63	3.40	43.23	54.00	-7.37	111	339 Average	Horizontal	
2 *	5678.00	92.58	49.06	43.52	54.00	38.58	111	339 Average	Horizontal	



TUV Rheinland Taiwan Ltd.  
No. 458-18, Sec 2, Fenliao, Linkou Dist., New Taipei City 244, Taiwan(R.O.C.)  
Tel: +886-2172-1000 Fax: +886-2172-1322



Freq	Level	Read Level	Factor	Limit Line	Over Limit	APos	TPos	Remark	Pol/Phase	Note
MHz	dBuV/m	dBuV	dB/m	dBuV/m	dB	cm	deg			
1	5439.50	46.34	3.18	43.24	54.00	-7.66	130	338 Average	Vertical	
2 *	5678.00	91.12	47.68	43.52	54.00	37.12	130	338 Average	Vertical	

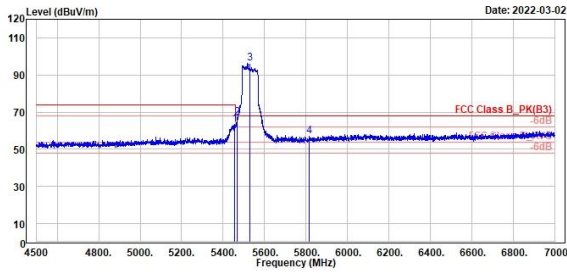
802.11ac VHT80

CH 106 (Horizontal) Peak

CH 106 (Vertical) Peak



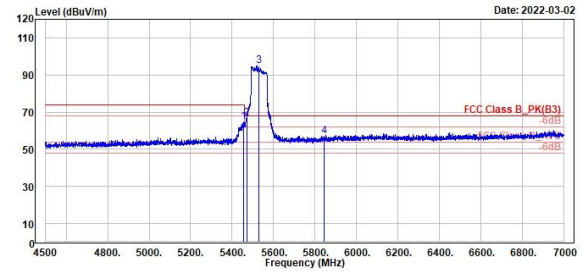
TUV Rheinland Taiwan Ltd.  
No. 458-18, Sec 2, Fenliao, Linkou Dist., New Taipei City 244, Taiwan(R.O.C.)  
Tel: +886-2172-1000 Fax: +886-2172-1322



Peak	Freq	Level	Read	Limit	Over	APos	TPos	Remark	Pol/Phase	Note
	MHz	dBuV/m	dBuV	dB/m	dBuV/m	dB	cm	deg		
1	5454.58	63.47	20.21	43.26	74.00	-10.53	136	344	Peak	Horizontal
2	5469.58	67.14	23.87	43.27	68.20	-1.06	136	344	Peak	Horizontal
3	5538.00	96.14	52.76	43.38	68.20	27.94	136	344	Peak	Horizontal
4	5815.58	56.85	12.96	43.89	68.20	-11.35	136	344	Peak	Horizontal



TUV Rheinland Taiwan Ltd.  
No. 458-18, Sec 2, Fenliao, Linkou Dist., New Taipei City 244, Taiwan(R.O.C.)  
Tel: +886-2172-1000 Fax: +886-2172-1322



Peak	Freq	Level	Read	Limit	Over	APos	TPos	Remark	Pol/Phase	Note
	MHz	dBuV/m	dBuV	dB/m	dBuV/m	dB	cm	deg		
1	5456.00	64.77	21.51	43.26	74.00	-9.23	148	327	Peak	Vertical
2	5478.00	66.88	23.53	43.27	68.20	-1.40	140	327	Peak	Vertical
3	5538.00	94.83	51.45	43.38	68.20	26.63	140	327	Peak	Vertical
4	5845.00	56.99	13.01	43.98	68.20	-11.21	140	327	Peak	Vertical

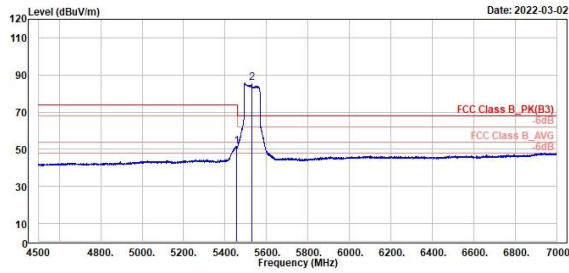
802.11ac VHT80

CH 106 (Horizontal) Average

CH 106 (Vertical) Average



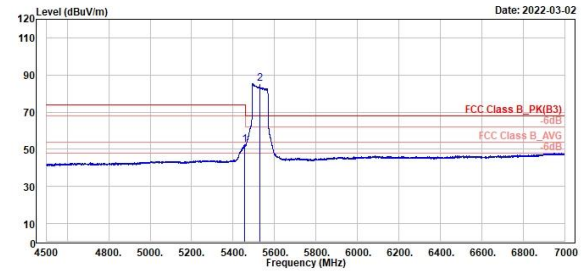
TUV Rheinland Taiwan Ltd.  
No. 458-18, Sec 2, Fenliao, Linkou Dist., New Taipei City 244, Taiwan(R.O.C.)  
Tel: +886-2172-1000 Fax: +886-2172-1322



Level	Read Level	Factor	Limit	Over	APos	TPos	Remark	Pol/Phase	Note
dBuV/m	dBuV	dB/m	dBuV/m	dB	cm	deg			
51.57	51.57	8.31	43.26	54.00	-2.43	136	344 Average	Horizontal	
85.78	85.78	42.40	43.38	54.00	31.78	136	344 Average	Horizontal	



TUV Rheinland Taiwan Ltd.  
No. 458-18, Sec 2, Fenliao, Linkou Dist., New Taipei City 244, Taiwan(R.O.C.)  
Tel: +886-2172-1000 Fax: +886-2172-1322



Level	Read Level	Factor	Limit	Over	APos	TPos	Remark	Pol/Phase	Note
dBuV/m	dBuV	dB/m	dBuV/m	dB	cm	deg			
52.29	52.29	9.03	43.26	54.00	-1.71	140	327 Average	Vertical	
85.23	85.23	41.85	43.38	54.00	31.23	140	327 Average	Vertical	

802.11ac VHT80

CH 122 (Horizontal) Peak

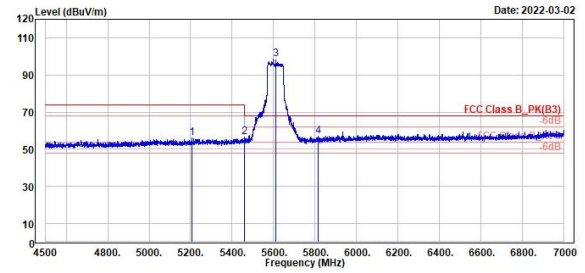
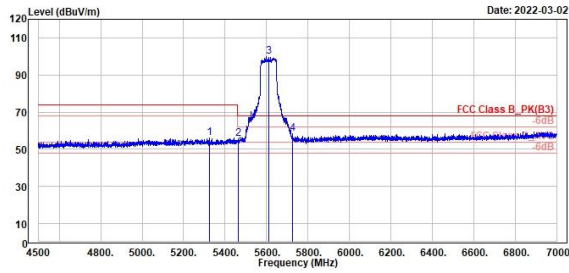
CH 122 (Vertical) Peak



TUV Rheinland Taiwan Ltd.  
No. 458-18, Sec 2, Fenliao, Linkou Dist., New Taipei City 244, Taiwan(R.O.C.)  
Tel: +886-2172-1000 Fax: +886-2172-1322



TUV Rheinland Taiwan Ltd.  
No. 458-18, Sec 2, Fenliao, Linkou Dist., New Taipei City 244, Taiwan(R.O.C.)  
Tel: +886-2172-1000 Fax: +886-2172-1322



	Read	Limit	Over	APos	TPos	Remark	Pol/Phase	Note	
1	5323.58	56.23	13.29	42.94	74.00	-17.77	150	333 Peak	Horizontal
2	5462.00	55.87	12.61	43.26	68.20	-12.33	150	333 Peak	Horizontal
3 *	5610.00	100.00	56.61	43.39	68.20	31.80	150	333 Peak	Horizontal
4	5726.00	58.51	14.82	43.69	68.20	-9.69	150	333 Peak	Horizontal

	Read	Limit	Over	APos	TPos	Remark	Pol/Phase	Note	
1	5205.50	56.27	13.24	43.03	74.00	-17.73	141	331 Peak	Vertical
2	5461.00	56.46	13.20	43.26	68.20	-11.74	141	331 Peak <td>Vertical</td>	Vertical
3 *	5610.00	98.55	55.16	43.39	68.20	30.35	141	331 Peak <td>Vertical</td>	Vertical
4	5816.00	56.88	12.99	43.89	68.20	-11.32	141	331 Peak <td>Vertical</td>	Vertical

802.11ac VHT80

CH 122 (Horizontal) Average

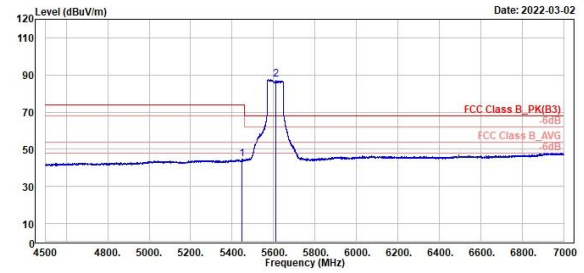
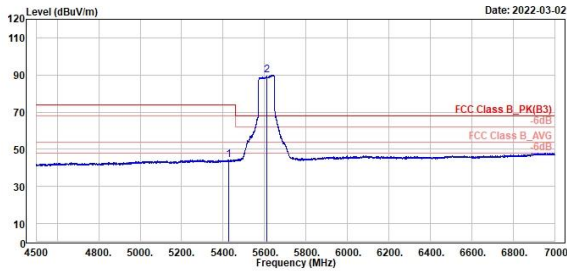
CH 122 (Vertical) Average



TUV Rheinland Taiwan Ltd.  
No. 458-18, Sec 2, Fenliao, Linkou Dist., New Taipei City 244, Taiwan(R.O.C.)  
Tel: +886-2172-1000 Fax: +886-2172-1322



TUV Rheinland Taiwan Ltd.  
No. 458-18, Sec 2, Fenliao, Linkou Dist., New Taipei City 244, Taiwan(R.O.C.)  
Tel: +886-2172-1000 Fax: +886-2172-1322

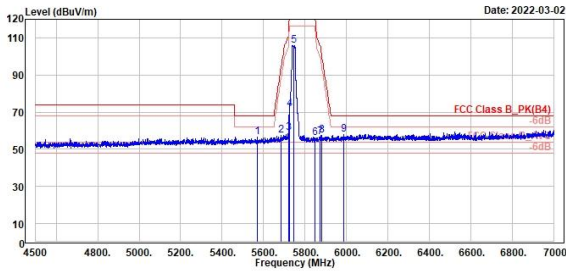


1	2	3	4	5	6	7	8	9	10	11	12	13	14	15	16	17	18	19	20
1	2	3	4	5	6	7	8	9	10	11	12	13	14	15	16	17	18	19	20
MHz	Level	Read	Level	Factor	Limit	Over	APos	TPos	Remark	Pol/Phase	Note								
MHz	dBuV/m	dBuV	dB/m	dB/m	dBuV/m	dB	cm	deg											
5429.00	44.40	1.17	43.23	54.00	-9.60	150	333	Average	Horizontal										
5618.00	90.00	46.61	43.39	54.00	36.00	150	333	Average	Horizontal										

1	2	3	4	5	6	7	8	9	10	11	12	13	14	15	16	17	18	19	20
1	2	3	4	5	6	7	8	9	10	11	12	13	14	15	16	17	18	19	20
MHz	Level	Read	Level	Factor	Limit	Over	APos	TPos	Remark	Pol/Phase	Note								
MHz	dBuV/m	dBuV	dB/m	dB/m	dBuV/m	dB	cm	deg											
5446.00	44.66	1.41	43.25	54.00	-9.34	141	331	Average	Vertical										
5618.00	87.45	44.86	43.39	54.00	33.45	141	331	Average	Vertical										

**Mask, 5.725GHz ~ 5.85GHz**  
**U-NII-3**
**802.11a**
**CH 149 (Horizontal) Peak**
**CH 149 (Vertical) Peak**

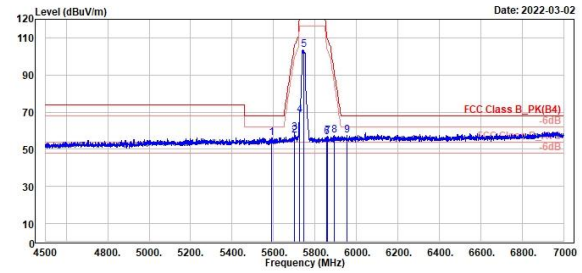

TÜV Rheinland Taiwan Ltd.  
 No. 458-18, Sec 2, Fenliao, Linkou Dist., New Taipei City 244, Taiwan(R.O.C.)  
 Tel: +886-2172-1000 Fax: +886-2172-1322



Peak	Freq	Level	Read	Limit	Over	APos	TPos	Remark	Pol/Phase	Note
	MHz	dBuV/m	dBuV	dB/m	dBuV/m	dB	cm	deg		
1	5570.00	56.80	13.39	43.41	68.20	-11.40	139	336 Peak	Horizontal	
2	5686.50	57.61	14.01	43.60	95.24	-37.63	139	336 Peak	Horizontal	
3	5720.00	58.95	15.27	43.68	110.80	-51.85	139	336 Peak	Horizontal	
4	5724.50	71.60	27.91	43.69	121.06	-49.46	139	336 Peak	Horizontal	
5	5745.00	106.07	62.37	43.70	122.20	-16.13	139	336 Peak	Horizontal	
6	5859.00	56.12	12.13	43.99	122.20	-66.08	139	336 Peak	Horizontal	
7	5873.50	56.80	12.74	44.06	105.62	-48.82	139	336 Peak	Horizontal	
8	5879.00	57.59	13.51	44.08	102.23	-44.64	139	336 Peak	Horizontal	
9	5989.00	57.92	13.38	44.54	68.20	-10.28	139	336 Peak	Horizontal	



TÜV Rheinland Taiwan Ltd.  
 No. 458-18, Sec 2, Fenliao, Linkou Dist., New Taipei City 244, Taiwan(R.O.C.)  
 Tel: +886-2172-1000 Fax: +886-2172-1322



Peak	Freq	Level	Read	Limit	Over	APos	TPos	Remark	Pol/Phase	Note
	MHz	dBuV/m	dBuV	dB/m	dBuV/m	dB	cm	deg		
1	5590.00	56.27	12.88	43.39	68.20	-11.93	100	338 Peak	Vertical	
2	5700.00	57.59	13.93	43.66	105.20	-47.61	100	338 Peak	Vertical	
3	5702.00	58.92	15.25	43.67	105.76	-46.84	100	338 Peak	Vertical	
4	5725.00	68.55	24.86	43.69	122.20	-53.65	100	338 Peak	Vertical	
5	5745.00	103.49	59.79	43.70	122.20	-18.71	100	338 Peak	Vertical	
6	5855.00	56.50	12.49	44.01	110.80	-54.30	100	338 Peak	Vertical	
7	5862.00	56.81	12.79	44.02	108.84	-52.03	100	338 Peak	Vertical	
8	5893.00	57.62	13.50	44.12	91.84	-34.22	100	338 Peak	Vertical	
9	5955.00	57.48	13.17	44.31	68.20	-10.72	100	338 Peak	Vertical	

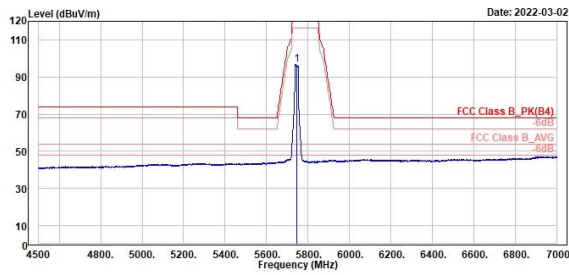
802.11a

CH 149 (Horizontal) Average

CH 149 (Vertical) Average



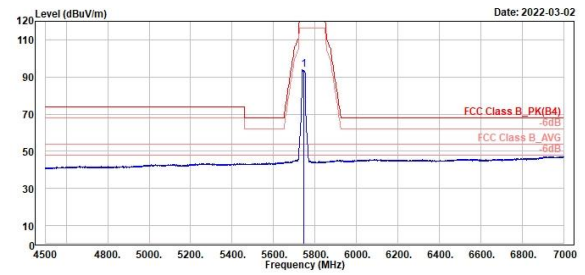
TUV Rheinland Taiwan Ltd.  
No. 458-18, Sec 2, Fenliao, Linkou Dist., New Taipei City 244, Taiwan(R.O.C.)  
Tel: +886-2172-1000 Fax: +886-2172-1322



Read	Level	Factor	Limit	Over	APos	TPos	Remark	Pol/Phase	Note
MHz	dBuV/m	dBuV	dB/m	dBuV/m	dB	cm	deg		
1 *	5745.00	96.68	52.98	43.70	54.00	42.68	139	336	Average Horizontal



TUV Rheinland Taiwan Ltd.  
No. 458-18, Sec 2, Fenliao, Linkou Dist., New Taipei City 244, Taiwan(R.O.C.)  
Tel: +886-2172-1000 Fax: +886-2172-1322



Read	Level	Factor	Limit	Over	APos	TPos	Remark	Pol/Phase	Note
MHz	dBuV/m	dBuV	dB/m	dBuV/m	dB	cm	deg		
1 *	5745.00	93.88	50.18	43.70	54.00	39.88	100	338	Average Vertical



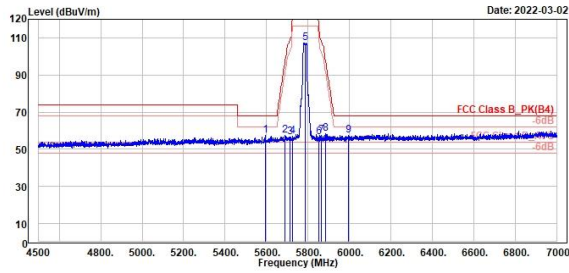
802.11a

CH 157 (Horizontal) Peak

CH 157 (Vertical) Peak



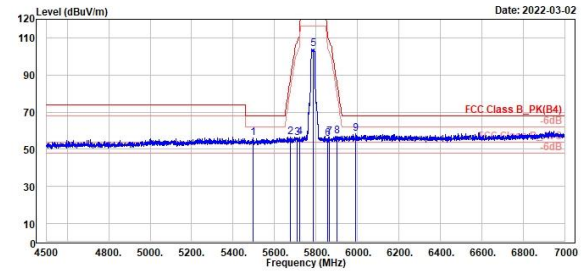
TÜV Rheinland Taiwan Ltd.  
No. 458-18, Sec 2, Fenliao, Linkou Dist., New Taipei City 244, Taiwan(R.O.C.)  
Tel: +886-2172-1000 Fax: +886-2172-1322



	Freq	Level	Read	Limit	Over	APos	TPos	Remark	Pol/Phase	Note
	MHz	dBuV/m	dBuV	dB/m	dBuV/m	dB	cm	deg		
1	5593.00	57.58	14.20	43.38	68.20	-10.62	127	334 Peak	Horizontal	
2	5690.00	57.51	13.89	43.62	97.83	-40.32	127	334 Peak	Horizontal	
3	5714.50	56.69	13.01	43.68	109.26	-52.57	127	334 Peak	Horizontal	
4	5724.00	57.11	13.42	43.69	119.92	-62.81	127	334 Peak	Horizontal	
5	5785.00	107.29	63.48	43.81	122.20	-14.91	127	334 Peak	Horizontal	
6	5853.00	56.64	12.63	44.01	115.36	-58.72	127	334 Peak	Horizontal	
7	5863.50	57.41	13.38	44.03	108.42	-51.01	127	334 Peak	Horizontal	
8	5886.00	58.22	14.13	44.09	97.83	-38.81	127	334 Peak	Horizontal	
9	5993.50	57.45	12.88	44.57	68.20	-10.75	127	334 Peak	Horizontal	



TÜV Rheinland Taiwan Ltd.  
No. 458-18, Sec 2, Fenliao, Linkou Dist., New Taipei City 244, Taiwan(R.O.C.)  
Tel: +886-2172-1000 Fax: +886-2172-1322



	Freq	Level	Read	Limit	Over	APos	TPos	Remark	Pol/Phase	Note
	MHz	dBuV/m	dBuV	dB/m	dBuV/m	dB	cm	deg		
1	5498.00	56.27	12.98	43.29	68.20	-11.93	121	334 Peak	Vertical	
2	5576.50	56.50	12.94	43.56	87.85	-31.35	121	334 Peak	Vertical	
3	5708.50	56.23	12.56	43.67	107.58	-51.35	121	334 Peak	Vertical	
4	5722.00	56.37	12.69	43.68	115.36	-58.99	121	334 Peak	Vertical	
5	5785.00	103.97	60.16	43.81	122.20	-18.23	121	334 Peak	Vertical	
6	5854.50	55.80	11.79	44.01	111.94	-56.14	121	334 Peak	Vertical	
7	5864.00	56.72	12.69	44.03	108.28	-51.56	121	334 Peak	Vertical	
8	5901.00	56.95	12.81	44.14	85.92	-28.97	121	334 Peak	Vertical	
9	5993.00	58.20	13.63	44.57	68.20	-10.00	121	334 Peak	Vertical	

802.11a

CH 157 (Horizontal) Average

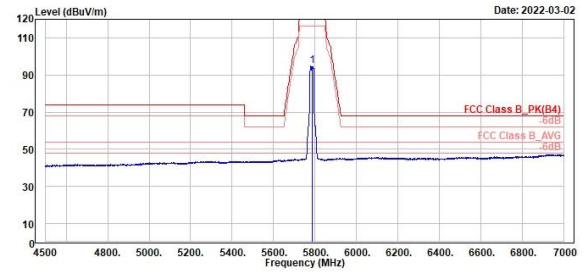
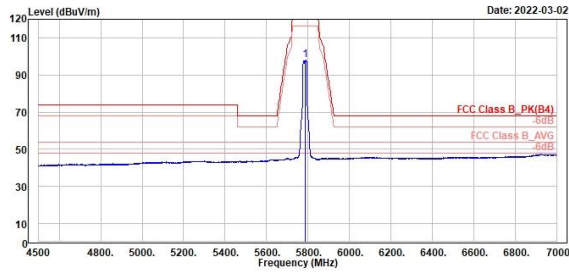
CH 157 (Vertical) Average



TUV Rheinland Taiwan Ltd.  
No. 458-18, Sec 2, Fenliao, Linkou Dist., New Taipei City 244, Taiwan(R.O.C.)  
Tel: +886-2172-1000 Fax: +886-2172-1322



TUV Rheinland Taiwan Ltd.  
No. 458-18, Sec 2, Fenliao, Linkou Dist., New Taipei City 244, Taiwan(R.O.C.)  
Tel: +886-2172-1000 Fax: +886-2172-1322



Freq	Level	Read Level	Factor	Limit Line	Over Limit	APos	TPos	Remark	Pol/Phase	Note
MHz	dBuV/m	dBuV	dB/m	dBuV/m	dB	cm	deg			
1 * 5785.00	97.95	54.14	43.81	54.00	43.95	127	334	Average	Horizontal	

Freq	Level	Read Level	Factor	Limit Line	Over Limit	APos	TPos	Remark	Pol/Phase	Note
MHz	dBuV/m	dBuV	dB/m	dBuV/m	dB	cm	deg			
1 * 5785.00	94.82	51.01	43.81	54.00	40.82	121	334	Average	Vertical	

802.11a

CH 165 (Horizontal) Peak

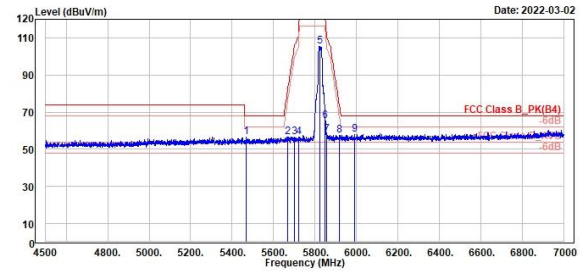
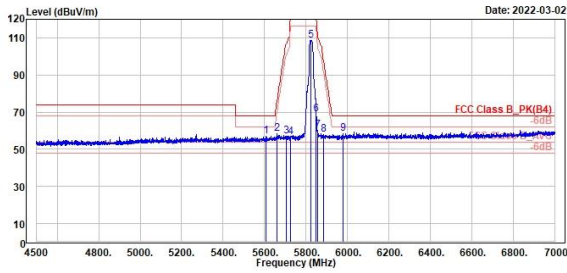
CH 165 (Vertical) Peak



TÜV Rheinland Taiwan Ltd.  
No. 458-18, Sec 2, Fenliao, Linkou Dist., New Taipei City 244, Taiwan(R.O.C.)  
Tel: +886-2172-1000 Fax: +886-2172-1322



TÜV Rheinland Taiwan Ltd.  
No. 458-18, Sec 2, Fenliao, Linkou Dist., New Taipei City 244, Taiwan(R.O.C.)  
Tel: +886-2172-1000 Fax: +886-2172-1322



Peak	Freq (MHz)	Level (dBuV/m)	Read Level (dBuV)	Factor (dB/m)	Limit Line (dBuV/m)	Over Limit (dB)	APos (cm)	TPos (deg)	Remark	Pol/Phase	Note
1	5688.00	57.09	13.70	43.39	68.20	-11.11	127	334	Peak	Horizontal	
2	5690.00	58.53	15.06	43.47	75.63	-17.10	127	334	Peak	Horizontal	
3	5704.00	56.97	13.30	43.67	106.32	-49.35	127	334	Peak	Horizontal	
4	5724.00	56.51	12.82	43.69	119.92	-63.41	127	334	Peak	Horizontal	
5	5825.00	108.71	64.79	43.92	122.20	-13.49	127	334	Peak	Horizontal	
6	5856.00	68.78	24.79	43.99	122.20	-53.42	127	334	Peak	Horizontal	
7	5856.50	69.34	16.33	44.01	119.38	-50.04	127	334	Peak	Horizontal	
8	5886.00	57.77	13.68	44.09	97.83	-39.26	127	334	Peak	Horizontal	
9	5980.00	58.38	13.90	44.48	68.20	-9.82	127	334	Peak	Horizontal	

Peak	Freq (MHz)	Level (dBuV/m)	Read Level (dBuV)	Factor (dB/m)	Limit Line (dBuV/m)	Over Limit (dB)	APos (cm)	TPos (deg)	Remark	Pol/Phase	Note
1	5467.50	56.48	13.13	43.27	68.20	-11.80	115	343	Peak	Vertical	
2	5668.00	56.74	13.23	43.51	81.56	-24.82	115	343	Peak	Vertical	
3	5702.00	56.74	13.07	43.67	105.76	-49.02	115	343	Peak	Vertical	
4	5723.00	56.66	12.98	43.68	117.64	-60.98	115	343	Peak	Vertical	
5	5825.00	105.35	61.43	43.92	122.20	-16.85	115	343	Peak	Vertical	
6	5856.00	65.38	21.39	43.99	122.20	-56.82	115	343	Peak	Vertical	
7	5855.00	57.95	13.94	44.01	119.00	-52.05	115	343	Peak	Vertical	
8	5917.00	57.48	13.30	44.18	74.10	-16.62	115	343	Peak	Vertical	
9	5991.50	57.93	13.37	44.56	68.20	-10.27	115	343	Peak	Vertical	

802.11a

CH 165 (Horizontal) Average

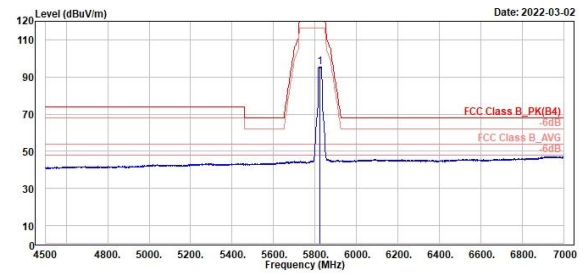
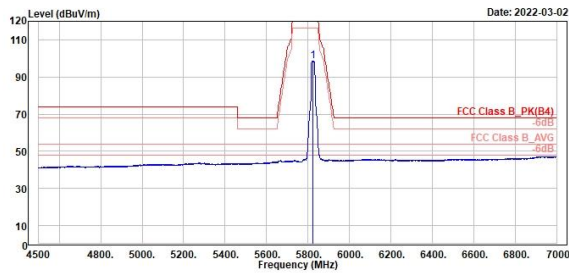
CH 165 (Vertical) Average



TÜV Rheinland Taiwan Ltd.  
No. 458-18, Sec 2, Fenliao, Linkou Dist., New Taipei City 244, Taiwan(R.O.C.)  
Tel: +886-2172-1000 Fax: +886-2172-1322



TÜV Rheinland Taiwan Ltd.  
No. 458-18, Sec 2, Fenliao, Linkou Dist., New Taipei City 244, Taiwan(R.O.C.)  
Tel: +886-2172-1000 Fax: +886-2172-1322



1 *	5825.00	98.66	54.74	43.92	54.00	44.66	127	334	Average	Horizontal
-----	---------	-------	-------	-------	-------	-------	-----	-----	---------	------------

1 *	5825.00	95.50	51.58	43.92	54.00	41.50	115	343	Average	Vertical
-----	---------	-------	-------	-------	-------	-------	-----	-----	---------	----------

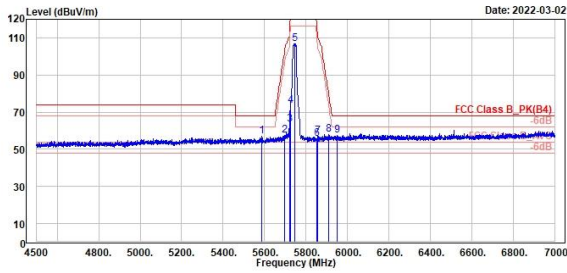
802.11ac VHT20

CH 149 (Horizontal) Peak

CH 149 (Vertical) Peak



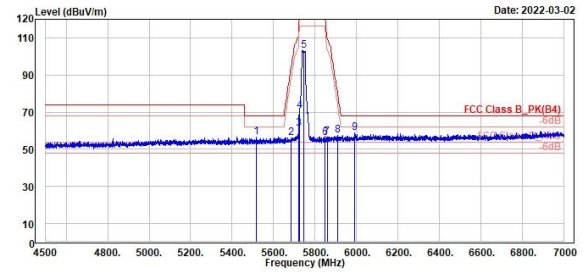
TUV Rheinland Taiwan Ltd.  
No. 458-18, Sec 2, Fenliao, Linkou Dist., New Taipei City 244, Taiwan(R.O.C.)  
Tel: +886-2172-1000 Fax: +886-2172-1322



	Read	Limit	Over	APos	TPos	Remark	Pol/Phase	Note	
1	5587.50	57.03	13.63	43.40	68.20	-11.17	129	336 Peak	Horizontal
2	5697.50	57.40	13.75	43.65	103.36	-45.96	129	336 Peak	Horizontal
3	5720.00	63.49	19.81	43.68	110.80	-47.31	129	336 Peak	Horizontal
4	5725.00	73.51	29.82	43.69	122.20	-48.69	129	336 Peak	Horizontal
5	5745.00	106.85	63.15	43.70	122.20	-15.35	129	336 Peak	Horizontal
6	5852.50	55.88	11.88	44.00	116.50	-60.62	129	336 Peak	Horizontal
7	5858.00	57.11	13.09	44.02	109.96	-52.85	129	336 Peak	Horizontal
8	5910.00	57.83	13.67	44.16	79.27	-21.44	129	336 Peak	Horizontal
9	5951.50	57.43	13.14	44.29	68.20	-10.77	129	336 Peak	Horizontal



TUV Rheinland Taiwan Ltd.  
No. 458-18, Sec 2, Fenliao, Linkou Dist., New Taipei City 244, Taiwan(R.O.C.)  
Tel: +886-2172-1000 Fax: +886-2172-1322



	Read	Limit	Over	APos	TPos	Remark	Pol/Phase	Note	
1	5517.50	56.75	13.40	43.35	68.20	-11.45	129	350 Peak	Vertical
2	5686.00	56.34	12.75	43.59	94.87	-38.53	129	350 Peak <th>Vertical</th>	Vertical
3	5720.00	61.00	17.32	43.68	110.80	-49.80	129	350 Peak <th>Vertical</th>	Vertical
4	5724.50	70.85	27.16	43.69	121.06	-50.21	129	350 Peak <th>Vertical</th>	Vertical
5	5745.00	103.06	59.36	43.70	122.20	-19.14	129	350 Peak <th>Vertical</th>	Vertical
6	5850.00	56.16	12.17	43.99	122.20	-66.04	129	350 Peak <th>Vertical</th>	Vertical
7	5858.50	56.75	12.73	44.02	109.82	-53.07	129	350 Peak <th>Vertical</th>	Vertical
8	5911.00	57.40	13.24	44.16	78.53	-21.13	129	350 Peak <th>Vertical</th>	Vertical
9	5953.00	58.67	14.10	44.57	68.20	-9.53	129	350 Peak <th>Vertical</th>	Vertical

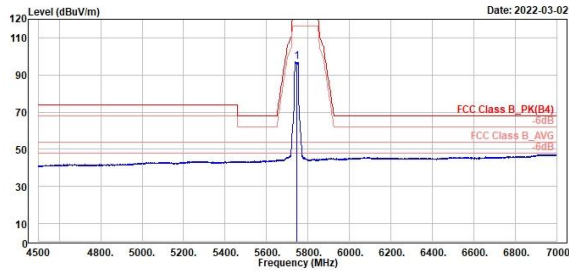
802.11ac VHT20

CH 149 (Horizontal) Average

CH 149 (Vertical) Average



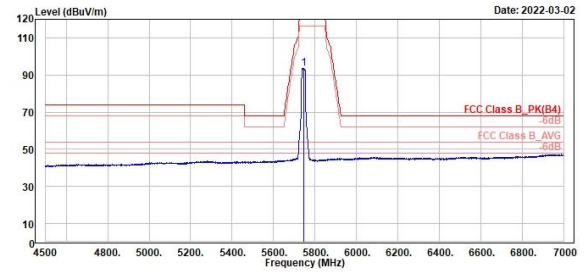
TUV Rheinland Taiwan Ltd.  
No. 458-18, Sec 2, Fenliao, Linkou Dist., New Taipei City 244, Taiwan(R.O.C.)  
Tel: +886-2172-1000 Fax: +886-2172-1322



Freq	Level	Read Level	Factor	Limit Line	Over Limit	APos	TPos	Remark	Pol/Phase	Note
MHz	dBuV/m	dBuV	dB/m	dBuV/m	dB	cm	deg			
1 * 5745.00	97.00	53.30	43.70	54.00	43.00	129	336	Average	Horizontal	



TUV Rheinland Taiwan Ltd.  
No. 458-18, Sec 2, Fenliao, Linkou Dist., New Taipei City 244, Taiwan(R.O.C.)  
Tel: +886-2172-1000 Fax: +886-2172-1322



Freq	Level	Read Level	Factor	Limit Line	Over Limit	APos	TPos	Remark	Pol/Phase	Note
MHz	dBuV/m	dBuV	dB/m	dBuV/m	dB	cm	deg			
1 * 5745.00	93.59	49.89	43.70	54.00	39.59	129	350	Average	Vertical	

802.11ac VHT20

CH 157 (Horizontal) Peak

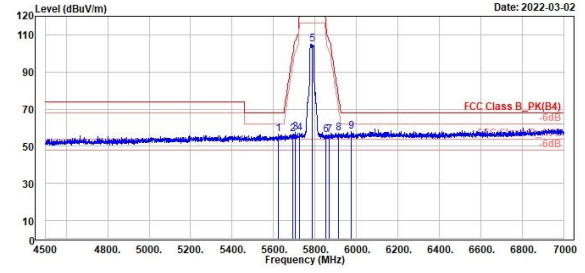
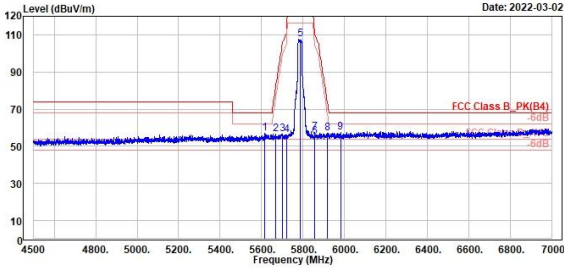
CH 157 (Vertical) Peak



TÜV Rheinland Taiwan Ltd.  
No. 438-18, Sec 2, Fenliao, Linkou Dist., New Taipei City 244, Taiwan(R.O.C.)  
Tel: +886-2172-1000 Fax: +886-2172-1322



TÜV Rheinland Taiwan Ltd.  
No. 438-18, Sec 2, Fenliao, Linkou Dist., New Taipei City 244, Taiwan(R.O.C.)  
Tel: +886-2172-1000 Fax: +886-2172-1322



	Read	Limit	Over	APos	TPos	Remark	Pol/Phase	Note	
1	Level	Line	Limit	cm	deg				
Freq	Level	Factor	dB/m	dB					
MHz	dBuV/m	dBuV	dB/m	dBuV/m	dB				
1	5617.00	57.25	13.06	43.39	68.20	-10.95	130	332 Peak	Horizontal
2	5669.00	56.64	13.12	43.52	82.30	-25.66	130	332 Peak	Horizontal
3	5781.00	56.61	12.94	43.67	105.48	-48.87	130	332 Peak	Horizontal
4	5721.00	56.18	12.50	43.68	113.08	-56.90	130	332 Peak	Horizontal
5	5785.00	107.57	63.76	43.81	122.20	-14.63	130	332 Peak	Horizontal
6	5855.00	55.32	11.31	44.01	118.00	-55.48	130	332 Peak	Horizontal
7	5857.50	57.36	13.35	44.01	119.18	-52.74	130	332 Peak	Horizontal
8	5917.00	57.16	12.98	44.18	74.10	-16.94	130	332 Peak	Horizontal
9	5981.00	57.29	12.80	44.49	68.20	-10.91	130	332 Peak	Horizontal

	Read	Limit	Over	APos	TPos	Remark	Pol/Phase	Note	
1	Level	Line	Limit	cm	deg				
Freq	Level	Factor	dB/m	dB					
MHz	dBuV/m	dBuV	dB/m	dBuV/m	dB				
1	5625.00	56.73	13.33	43.40	68.20	-11.47	122	343 Peak	Vertical
2	5692.00	56.46	12.83	43.63	99.30	-42.84	122	343 Peak	Vertical
3	5784.00	57.47	13.80	43.67	106.32	-48.85	122	343 Peak	Vertical
4	5724.50	57.19	13.50	43.69	121.06	-63.87	122	343 Peak	Vertical
5	5785.00	105.09	61.28	43.81	122.20	-17.11	122	343 Peak	Vertical
6	5851.00	55.96	11.97	43.99	119.92	-63.96	122	343 Peak	Vertical
7	5878.50	56.20	12.15	44.05	106.46	-50.26	122	343 Peak	Vertical
8	5915.50	57.26	13.08	44.18	75.21	-17.95	122	343 Peak	Vertical
9	5973.50	58.13	13.69	44.44	68.20	-10.07	122	343 Peak	Vertical

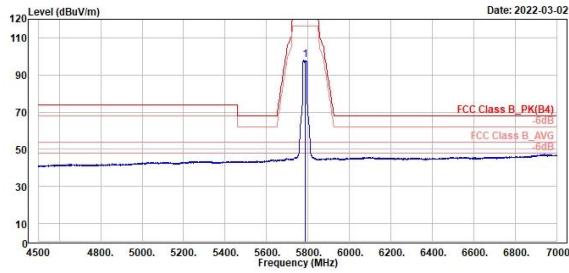
802.11ac VHT20

CH 157 (Horizontal) Average

CH 157 (Vertical) Average



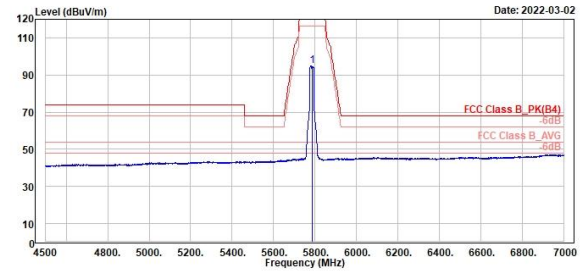
TUV Rheinland Taiwan Ltd.  
No. 458-18, Sec 2, Fenliao, Linkou Dist., New Taipei City 244, Taiwan(R.O.C.)  
Tel: +886-2172-1000 Fax: +886-2172-1322



Freq	Level	Read Level	Factor	Limit Line	Over Limit	APos	TPos	Remark	Pol/Phase	Note
MHz	dBuV/m	dBuV	dB/m	dBuV/m	dB	cm	deg			
1 * 5785.00	97.98	54.17	43.81	54.00	43.98	130	332	Average	Horizontal	



TUV Rheinland Taiwan Ltd.  
No. 458-18, Sec 2, Fenliao, Linkou Dist., New Taipei City 244, Taiwan(R.O.C.)  
Tel: +886-2172-1000 Fax: +886-2172-1322



Freq	Level	Read Level	Factor	Limit Line	Over Limit	APos	TPos	Remark	Pol/Phase	Note
MHz	dBuV/m	dBuV	dB/m	dBuV/m	dB	cm	deg			
1 * 5785.00	94.87	51.06	43.81	54.00	40.87	122	343	Average	Vertical	



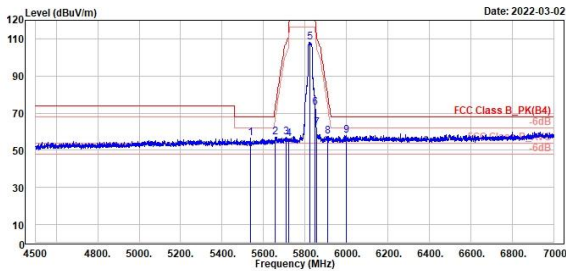
802.11ac VHT20

CH 165 (Horizontal) Peak

CH 165 (Vertical) Peak



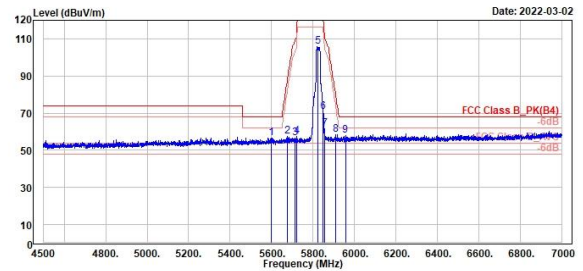
TÜV Rheinland Taiwan Ltd.  
No. 458-18, Sec 2, Fenliao, Linkou Dist., New Taipei City 244, Taiwan(R.O.C.)  
Tel: +886-2172-1000 Fax: +886-2172-1322



Peak	Freq	Level	Read	Limit	Over	APos	TPos	Remark	Pol/Phase	Note
	MHz	dBuV/m	dBuV	dB/m	dBuV/m	dB	cm	deg		
1	5538.00	56.36	12.95	43.41	68.20	-11.84	126	332	Peak	Horizontal
2	5656.00	56.99	13.53	43.46	74.14	-17.15	126	332	Peak	Horizontal
3	5711.00	57.10	13.43	43.67	108.28	-51.18	126	332	Peak	Horizontal
4	5723.00	56.32	12.64	43.68	117.64	-61.32	126	332	Peak	Horizontal
5	5825.00	108.30	64.38	43.92	122.20	-13.90	126	332	Peak	Horizontal
6	5856.00	73.00	29.01	43.99	122.20	-49.20	126	332	Peak	Horizontal
7	5855.50	61.98	17.97	44.01	119.66	-48.68	126	332	Peak	Horizontal
8	5908.50	57.55	13.39	44.16	80.38	-22.83	126	332	Peak	Horizontal
9	5999.50	57.87	13.25	44.62	68.20	-10.33	126	332	Peak	Horizontal



TÜV Rheinland Taiwan Ltd.  
No. 458-18, Sec 2, Fenliao, Linkou Dist., New Taipei City 244, Taiwan(R.O.C.)  
Tel: +886-2172-1000 Fax: +886-2172-1322



Peak	Freq	Level	Read	Limit	Over	APos	TPos	Remark	Pol/Phase	Note
	MHz	dBuV/m	dBuV	dB/m	dBuV/m	dB	cm	deg		
1	5597.50	56.64	13.25	43.39	68.20	-11.56	116	344	Peak	Vertical
2	5676.50	57.38	13.82	43.56	87.85	-30.47	116	344	Peak	Vertical
3	5714.00	56.42	12.74	43.68	109.12	-52.70	116	344	Peak	Vertical
4	5723.00	57.52	13.84	43.68	117.64	-60.12	116	344	Peak	Vertical
5	5825.00	105.86	61.94	43.92	122.20	-16.34	116	344	Peak	Vertical
6	5856.00	70.68	26.69	43.99	122.20	-51.52	116	344	Peak	Vertical
7	5855.00	61.69	17.68	44.01	119.66	-49.11	116	344	Peak	Vertical
8	5908.00	58.45	14.29	44.16	80.74	-22.29	116	344	Peak	Vertical
9	5956.50	57.81	13.49	44.32	68.20	-10.39	116	344	Peak	Vertical

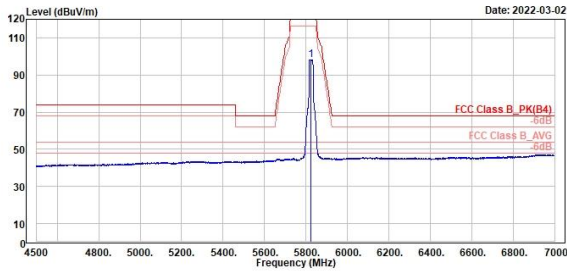
802.11ac VHT20

CH 165 (Horizontal) Average

CH 165 (Vertical) Average



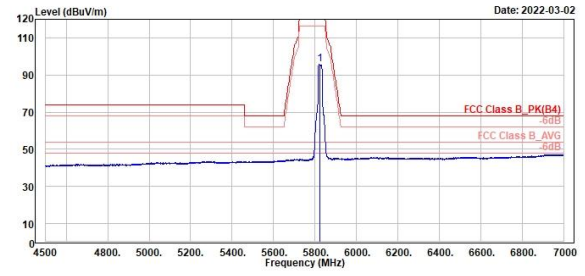
TÜV Rheinland Taiwan Ltd.  
No. 458-18, Sec 2, Fenliao, Linkou Dist., New Taipei City 244, Taiwan(R.O.C.)  
Tel: +886-2172-1000 Fax: +886-2172-1322



Freq	Level	Read Level	Factor	Limit Line	Over Limit	APos	TPos	Remark	Pol/Phase	Note
MHz	dBuV/m	dBuV	dB/m	dBuV/m	dB	cm	deg			
1 * 5825.00	98.32	54.40	43.92	54.00	44.32	126	332	Average	Horizontal	



TÜV Rheinland Taiwan Ltd.  
No. 458-18, Sec 2, Fenliao, Linkou Dist., New Taipei City 244, Taiwan(R.O.C.)  
Tel: +886-2172-1000 Fax: +886-2172-1322



Freq	Level	Read Level	Factor	Limit Line	Over Limit	APos	TPos	Remark	Pol/Phase	Note
MHz	dBuV/m	dBuV	dB/m	dBuV/m	dB	cm	deg			
1 * 5825.00	95.70	51.78	43.92	54.00	41.78	116	344	Average	Vertical	

802.11ac VHT40

CH 151 (Horizontal) Peak

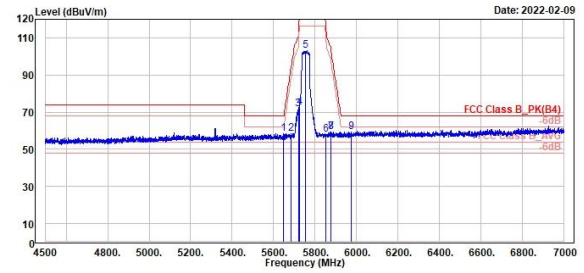
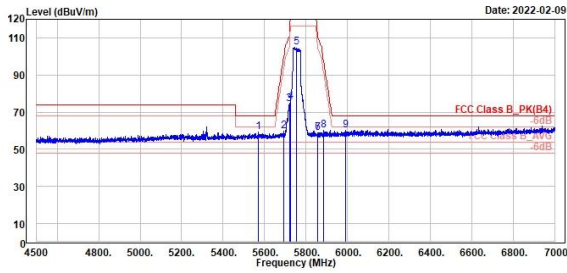
CH 151 (Vertical) Peak



TÜV Rheinland Taiwan Ltd.  
No. 458-18, Sec 2, Fenliao, Linkou Dist., New Taipei City 244, Taiwan(R.O.C.)  
Tel: +886-2172-1000 Fax: +886-2172-1322



TÜV Rheinland Taiwan Ltd.  
No. 458-18, Sec 2, Fenliao, Linkou Dist., New Taipei City 244, Taiwan(R.O.C.)  
Tel: +886-2172-1000 Fax: +886-2172-1322



	Read	Limit	Over	APos	TPos	Remark	Pol/Phase	Note	
1	Level	Line	Limit	cm	deg				
MHz	dBuV/m	dBuV	dB/m	dBuV/m	dB				
1	5569.50	59.10	15.69	43.41	68.20	-9.10	136	338 Peak	Horizontal
2	5693.50	59.52	15.99	43.63	100.41	-40.79	136	338 Peak	Horizontal
3	5719.50	74.35	30.67	43.68	110.66	-36.31	136	338 Peak	Horizontal
4	5725.00	75.90	32.21	43.69	122.20	-46.30	136	338 Peak	Horizontal
5	5755.00	104.84	61.12	43.72	122.20	-17.36	136	338 Peak	Horizontal
6	5855.00	58.86	14.85	44.01	118.00	-51.94	136	338 Peak	Horizontal
7	5856.00	59.85	15.04	44.01	119.52	-51.47	136	338 Peak	Horizontal
8	5884.00	60.30	16.21	44.09	98.52	-38.22	136	338 Peak	Horizontal
9	5992.00	60.05	15.49	44.56	68.20	-8.15	136	338 Peak	Horizontal

	Read	Limit	Over	APos	TPos	Remark	Pol/Phase	Note	
1	Level	Line	Limit	cm	deg				
MHz	dBuV/m	dBuV	dB/m	dBuV/m	dB				
1	5649.50	58.38	14.96	43.42	68.20	-9.82	106	328 Peak	Vertical
2	5683.50	58.62	15.04	43.58	93.03	-34.41	106	328 Peak	Vertical
3	5719.50	71.69	28.01	43.68	110.66	-36.97	106	328 Peak	Vertical
4	5725.00	72.77	29.08	43.69	122.20	-49.43	106	328 Peak	Vertical
5	5755.00	102.95	59.23	43.72	122.20	-19.25	106	328 Peak	Vertical
6	5851.50	57.90	13.91	43.99	118.78	-60.88	106	328 Peak	Vertical
7	5875.00	59.35	15.29	44.06	105.20	-45.85	106	328 Peak	Vertical
8	5875.00	59.35	15.29	44.06	105.20	-45.85	106	328 Peak	Vertical
9	5974.00	59.27	14.83	44.44	68.20	-8.93	106	328 Peak	Vertical