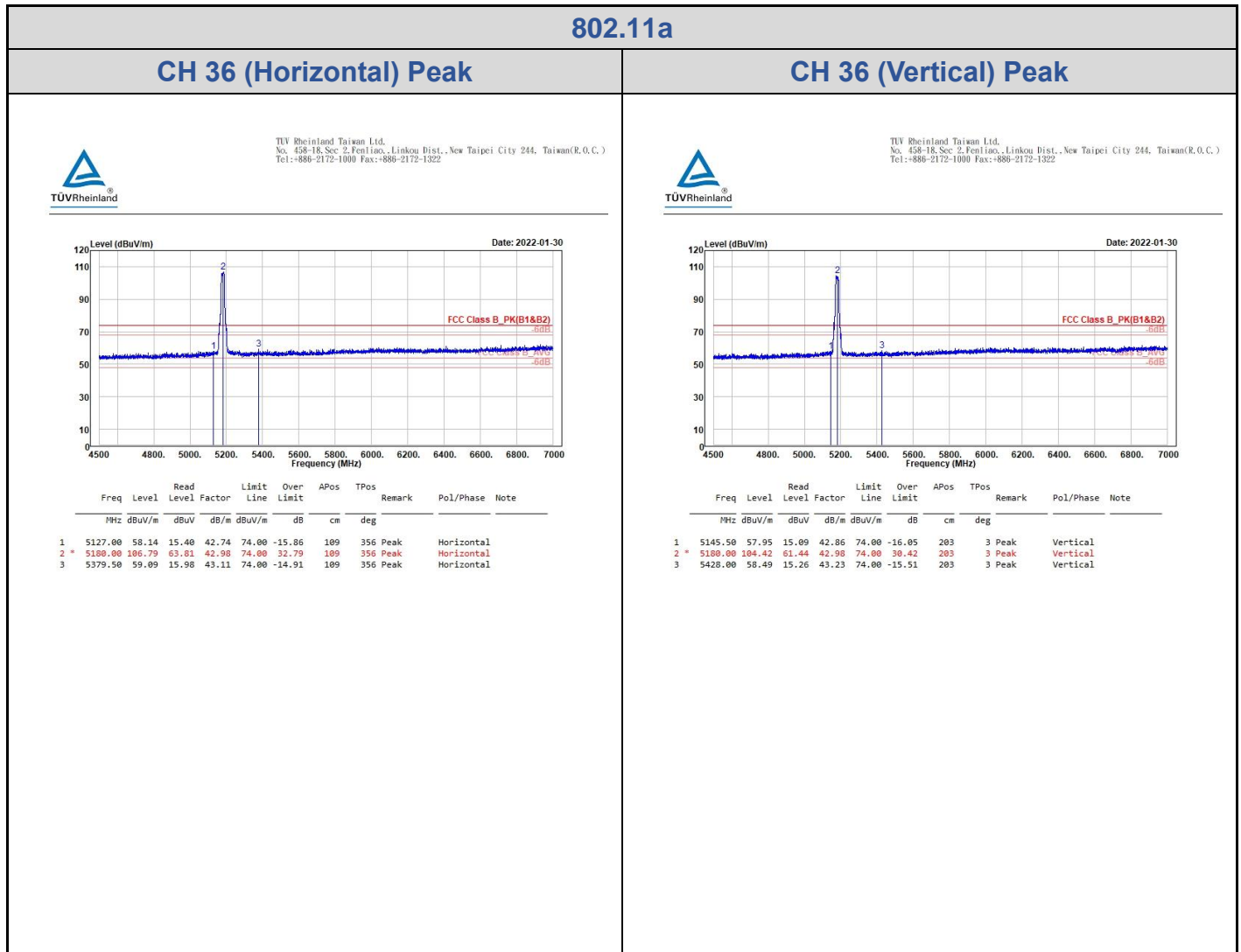


Appendix C: Test Results of Radiation Spurious Emissions & Mains

Radiation Emission

Band Edges, 4.5GHz ~ 5.15GHz

U-NII-1



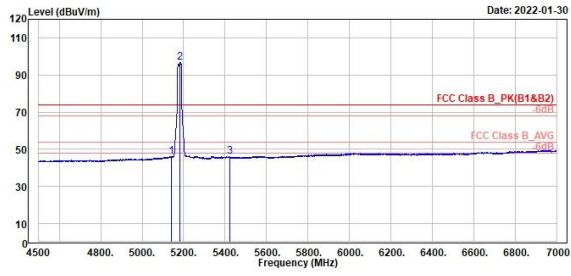
802.11a

CH 36 (Horizontal) Average

CH 36 (Vertical) Average



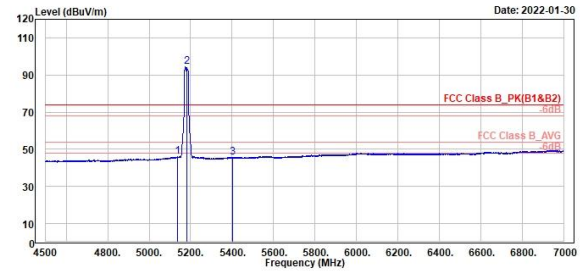
TUV Rheinland Taiwan Ltd.
No. 458-18, Sec 2, Fenliao, Linkou Dist., New Taipei City 244, Taiwan(R.O.C.)
Tel: +886-2172-1000 Fax: +886-2172-1322



1	2	3	Read Level	Factor	Limit Line	Over Limit	APos	TPos	Remark	Pol/Phase	Note
MHz	dBuV/m	dBuV	dB/m	dBuV/m	dB	cm	deg				
5142.50	46.23	3.38	42.85	54.00	-7.77	109	356	Average	Horizontal		
5180.00	96.68	53.70	42.98	54.00	42.68	109	356	Average	Horizontal		
5421.50	46.02	2.79	43.23	54.00	-7.98	109	356	Average	Horizontal		



TUV Rheinland Taiwan Ltd.
No. 458-18, Sec 2, Fenliao, Linkou Dist., New Taipei City 244, Taiwan(R.O.C.)
Tel: +886-2172-1000 Fax: +886-2172-1322



1	2	3	Read Level	Factor	Limit Line	Over Limit	APos	TPos	Remark	Pol/Phase	Note
MHz	dBuV/m	dBuV	dB/m	dBuV/m	dB	cm	deg				
5135.00	45.92	3.13	42.79	54.00	-8.08	203	3	Average	Vertical		
5180.00	94.43	51.45	42.98	54.00	40.43	203	3	Average	Vertical		
5401.50	45.67	2.46	43.21	54.00	-8.33	203	3	Average	Vertical		

802.11a

CH 40 (Horizontal) Peak

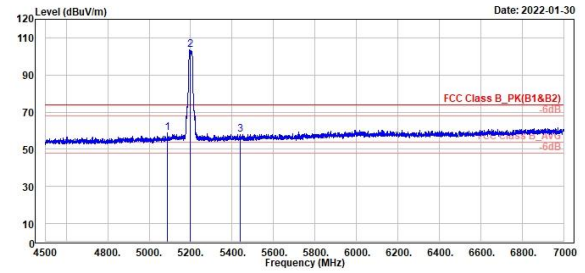
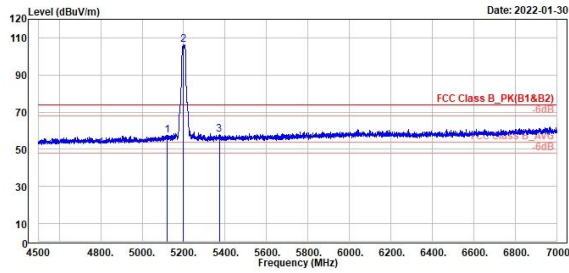
CH 40 (Vertical) Peak



TUV Rheinland Taiwan Ltd.
No. 458-18, Sec 2, Fenliao, Linkou Dist., New Taipei City 244, Taiwan(R.O.C.)
Tel: +886-2172-1000 Fax: +886-2172-1322



TUV Rheinland Taiwan Ltd.
No. 458-18, Sec 2, Fenliao, Linkou Dist., New Taipei City 244, Taiwan(R.O.C.)
Tel: +886-2172-1000 Fax: +886-2172-1322



Peak	Freq (MHz)	Level (dBuV/m)	Read Level (dBuV)	Factor (dB/m)	Limit Line (dBuV/m)	Over Limit (dB)	APos (cm)	TPos (deg)	Remark	Pol/Phase	Note
1	5121.00	57.48	14.78	42.70	74.00	-16.52	105	354	Peak	Horizontal	
2 *	5200.00	105.40	63.36	43.04	74.00	32.40	105	354	Peak	Horizontal	
3	5372.00	57.75	14.67	43.08	74.00	-16.25	105	354	Peak	Horizontal	

Peak	Freq (MHz)	Level (dBuV/m)	Read Level (dBuV)	Factor (dB/m)	Limit Line (dBuV/m)	Over Limit (dB)	APos (cm)	TPos (deg)	Remark	Pol/Phase	Note
1	5089.00	58.76	16.19	42.57	74.00	-15.24	203	4	Peak	Vertical	
2 *	5200.00	103.40	60.36	43.04	74.00	29.40	203	4	Peak	Vertical	
3	5441.00	58.15	14.91	43.24	74.00	-15.85	203	4	Peak	Vertical	

802.11a

CH 48 (Horizontal) Peak

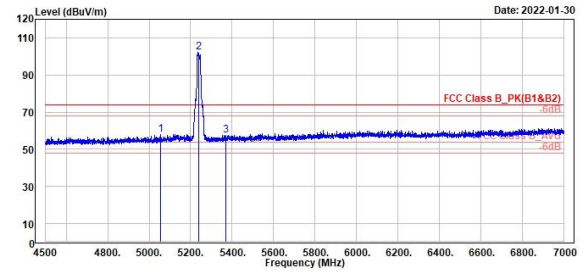
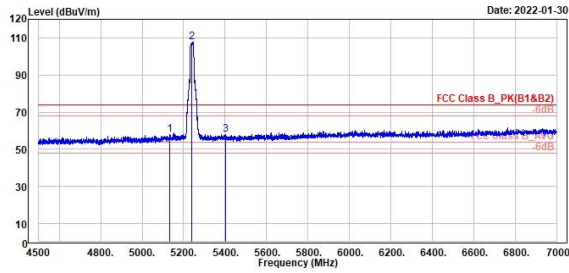
CH 48 (Vertical) Peak



TUV Rheinland Taiwan Ltd.
No. 458-18, Sec 2, Fenliao, Linkou Dist., New Taipei City 244, Taiwan(R.O.C.)
Tel: +886-2172-1000 Fax: +886-2172-1322



TUV Rheinland Taiwan Ltd.
No. 458-18, Sec 2, Fenliao, Linkou Dist., New Taipei City 244, Taiwan(R.O.C.)
Tel: +886-2172-1000 Fax: +886-2172-1322



Peak	Freq	Level	Read Level	Factor	Limit Line	Over Limit	APos	TPos	Remark	Pol/Phase	Note
	MHz	dBuV/m	dBuV	dB/m	dBuV/m	dB	cm	deg			
1	5132.58	57.79	15.02	42.77	74.00	-16.21	100	357	Peak	Horizontal	
2 *	5240.00	107.72	64.73	42.99	74.00	33.72	100	357	Peak	Horizontal	
3	5403.00	58.12	14.91	43.21	74.00	-15.88	100	357	Peak	Horizontal	

Peak	Freq	Level	Read Level	Factor	Limit Line	Over Limit	APos	TPos	Remark	Pol/Phase	Note
	MHz	dBuV/m	dBuV	dB/m	dBuV/m	dB	cm	deg			
1	5095.50	58.07	15.46	42.61	74.00	-15.93	203		1 Peak	Vertical	
2 *	5240.00	102.01	59.02	42.99	74.00	28.01	203		1 Peak	Vertical	
3	5368.50	57.69	14.64	43.05	74.00	-16.31	203		1 Peak	Vertical	

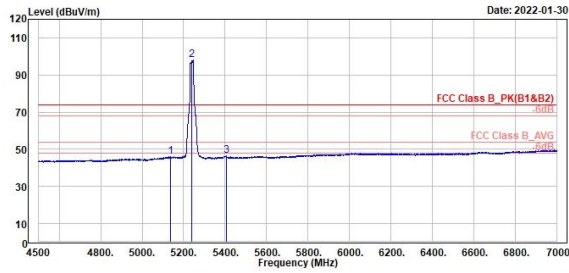
802.11a

CH 48 (Horizontal) Average

CH 48 (Vertical) Average



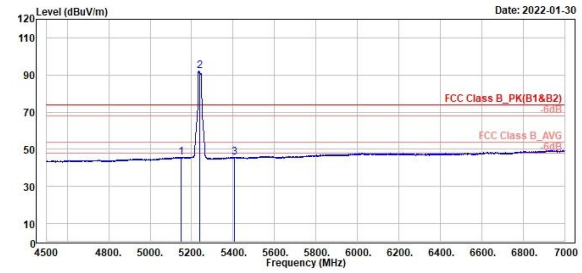
TUV Rheinland Taiwan Ltd.
No. 458-18, Sec 2, Fenliao, Linkou Dist., New Taipei City 244, Taiwan(R.O.C.)
Tel: +886-2172-1000 Fax: +886-2172-1322



1	2	3
5135.00	5240.00	5406.50
45.89	97.91	46.45
3.10	54.92	3.23
42.79	42.99	43.22
54.00	54.00	54.00
-8.11	43.91	-7.55
100	100	100
357	357	357
Average	Average	Average
Horizontal	Horizontal	Horizontal



TUV Rheinland Taiwan Ltd.
No. 458-18, Sec 2, Fenliao, Linkou Dist., New Taipei City 244, Taiwan(R.O.C.)
Tel: +886-2172-1000 Fax: +886-2172-1322



1	2	3
5147.50	5240.00	5408.00
45.79	92.02	45.78
2.91	49.03	2.56
42.88	42.99	43.22
54.00	54.00	54.00
-8.21	39.02	-8.22
203	203	203
1	1	1
Average	Average	Average
Vertical	Vertical	Vertical

802.11ac VHT20

CH 36 (Horizontal) Peak

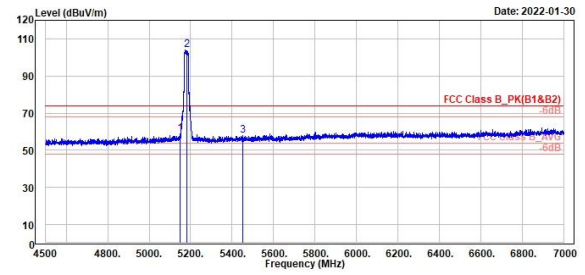
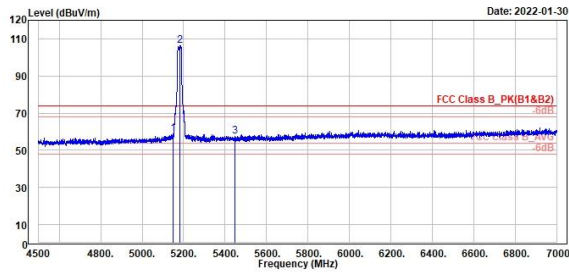
CH 36 (Vertical) Peak



TUV Rheinland Taiwan Ltd.
No. 458-18, Sec 2, Fenliao, Linkou Dist., New Taipei City 244, Taiwan(R.O.C.)
Tel: +886-2172-1000 Fax: +886-2172-1322



TUV Rheinland Taiwan Ltd.
No. 458-18, Sec 2, Fenliao, Linkou Dist., New Taipei City 244, Taiwan(R.O.C.)
Tel: +886-2172-1000 Fax: +886-2172-1322



Peak	Freq	Level	Read Level	Factor	Limit	Over	APos	TPos	Remark	Pol/Phase	Note
	MHz	dBuV/m	dBuV	dB/m	dBuV/m	dB	cm	deg			
1	5149.50	58.99	16.00	42.99	74.00	-15.10	100	355	Peak	Horizontal	
2 *	5180.00	106.39	63.41	42.98	74.00	32.39	100	355	Peak	Horizontal	
3	5446.00	57.66	14.41	43.25	74.00	-16.34	100	355	Peak	Horizontal	

Peak	Freq	Level	Read Level	Factor	Limit	Over	APos	TPos	Remark	Pol/Phase	Note
	MHz	dBuV/m	dBuV	dB/m	dBuV/m	dB	cm	deg			
1	5150.00	58.64	15.74	42.90	74.00	-15.36	204	5	Peak	Vertical	
2 *	5180.00	104.05	61.07	42.98	74.00	30.05	204	5	Peak	Vertical	
3	5450.50	57.85	14.60	43.25	74.00	-16.15	204	5	Peak	Vertical	

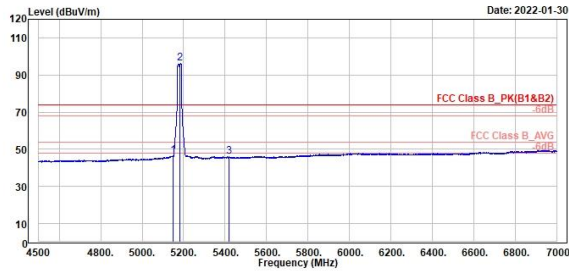
802.11ac VHT20

CH 36 (Horizontal) Average

CH 36 (Vertical) Average



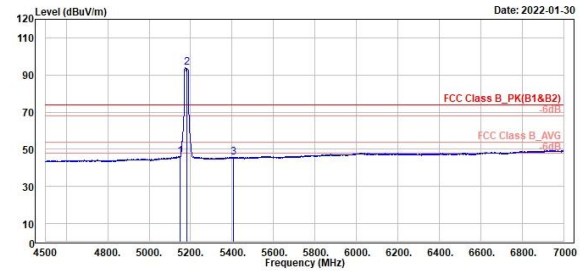
TUV Rheinland Taiwan Ltd.
No. 458-18, Sec 2, Fenliao, Linkou Dist., New Taipei City 244, Taiwan(R.O.C.)
Tel: +886-2172-1000 Fax: +886-2172-1322



1	2	3
Level	Level	Level
46.50	95.19	45.95
Factor	Factor	Factor
3.60	53.12	2.72
Limit	Limit	Limit
42.90	42.98	43.23
Over	Over	Over
-7.50	42.10	-8.05
APos	APos	APos
100	100	100
TPos	TPos	TPos
355	355	355
Remark	Remark	Remark
Average	Average	Average
Pol/Phase	Pol/Phase	Pol/Phase
Horizontal	Horizontal	Horizontal



TUV Rheinland Taiwan Ltd.
No. 458-18, Sec 2, Fenliao, Linkou Dist., New Taipei City 244, Taiwan(R.O.C.)
Tel: +886-2172-1000 Fax: +886-2172-1322



1	2	3
Level	Level	Level
46.00	94.06	45.79
Factor	Factor	Factor
3.12	51.00	2.58
Limit	Limit	Limit
42.88	42.98	43.21
Over	Over	Over
-8.00	40.06	-8.21
APos	APos	APos
284	284	284
TPos	TPos	TPos
5	5	5
Remark	Remark	Remark
Average	Average	Average
Pol/Phase	Pol/Phase	Pol/Phase
Vertical	Vertical	Vertical

802.11ac VHT20

CH 40 (Horizontal) Peak

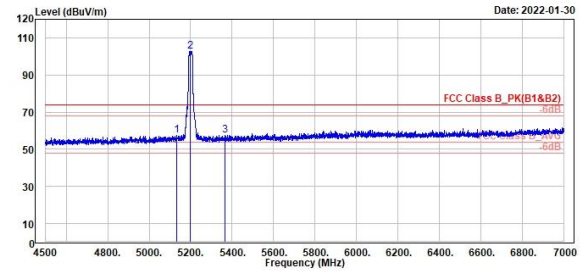
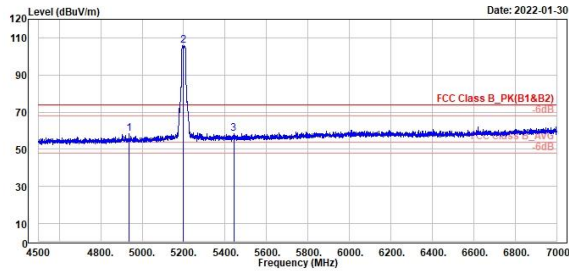
CH 40 (Vertical) Peak



TUV Rheinland Taiwan Ltd.
No. 458-18, Sec 2, Fenliao, Linkou Dist., New Taipei City 244, Taiwan(R.O.C.)
Tel: +886-2172-1000 Fax: +886-2172-1322



TUV Rheinland Taiwan Ltd.
No. 458-18, Sec 2, Fenliao, Linkou Dist., New Taipei City 244, Taiwan(R.O.C.)
Tel: +886-2172-1000 Fax: +886-2172-1322



Peak	Freq (MHz)	Level (dBuV/m)	Read Level (dBuV)	Factor (dB/m)	Limit Line (dBuV/m)	Over Limit (dB)	APos (cm)	TPos (deg)	Remark	Pol/Phase	Note
1	4938.00	58.26	15.99	42.27	74.00	-15.74	100	356	Peak	Horizontal	
2 *	5200.00	105.96	62.92	43.04	74.00	31.96	100	356	Peak	Horizontal	
3	5441.50	58.27	15.02	43.25	74.00	-15.73	100	356	Peak	Horizontal	

Peak	Freq (MHz)	Level (dBuV/m)	Read Level (dBuV)	Factor (dB/m)	Limit Line (dBuV/m)	Over Limit (dB)	APos (cm)	TPos (deg)	Remark	Pol/Phase	Note
1	5133.50	57.46	14.68	42.78	74.00	-16.54	203		1 Peak	Vertical	
2 *	5200.00	102.88	59.84	43.04	74.00	28.88	203		1 Peak	Vertical	
3	5367.50	57.63	14.58	43.05	74.00	-16.37	203		1 Peak	Vertical	

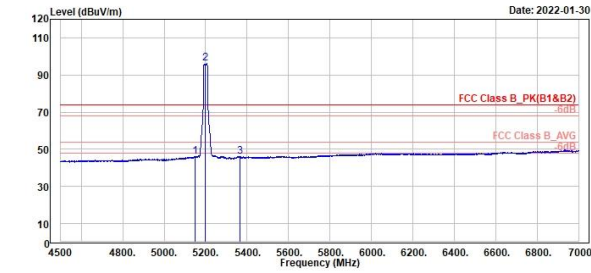
802.11ac VHT20

CH 40 (Horizontal) Average

CH 40 (Vertical) Average



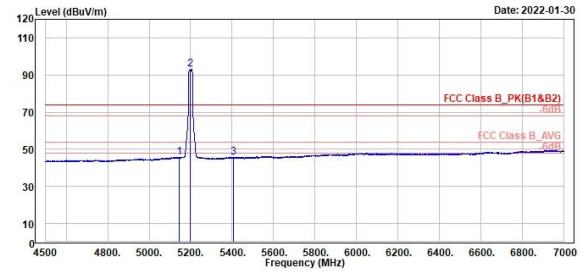
TUV Rheinland Taiwan Ltd.
No. 458-18, Sec 2, Fenliao, Linkou Dist., New Taipei City 244, Taiwan(R.O.C.)
Tel: +886-2172-1000 Fax: +886-2172-1322



1	2	3
5148.00	5200.00	5365.50
46.11	95.16	46.31
3.22	53.12	3.27
42.89	43.04	43.04
54.00	54.00	54.00
-7.89	42.16	-7.69
100	100	100
356	356	356
Average	Average	Average
Horizontal	Horizontal	Horizontal



TUV Rheinland Taiwan Ltd.
No. 458-18, Sec 2, Fenliao, Linkou Dist., New Taipei City 244, Taiwan(R.O.C.)
Tel: +886-2172-1000 Fax: +886-2172-1322



1	2	3
5148.00	5200.00	5406.50
45.76	93.17	45.80
2.89	50.13	2.58
42.87	43.04	43.22
54.00	54.00	54.00
-8.24	39.17	-8.20
203	203	203
Average	Average	Average
Vertical	Vertical	Vertical

802.11ac VHT20

CH 48 (Horizontal) Peak

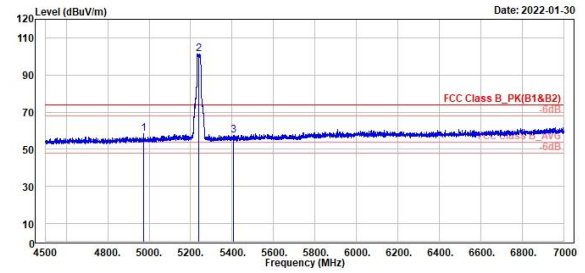
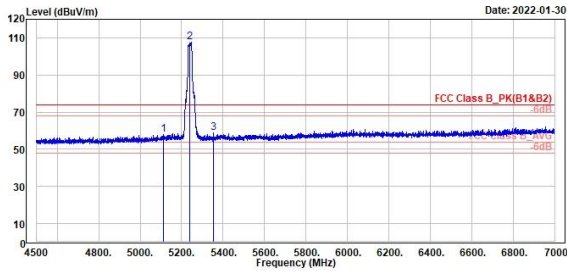
CH 48 (Vertical) Peak



TUV Rheinland Taiwan Ltd.
No. 458-18, Sec 2, Fenliao, Linkou Dist., New Taipei City 244, Taiwan(R.O.C.)
Tel: +886-2172-1000 Fax: +886-2172-1322



TUV Rheinland Taiwan Ltd.
No. 458-18, Sec 2, Fenliao, Linkou Dist., New Taipei City 244, Taiwan(R.O.C.)
Tel: +886-2172-1000 Fax: +886-2172-1322



Peak	Freq (MHz)	Level (dBuV/m)	Read Level (dBuV)	Factor (dB/m)	Limit Line (dBuV/m)	Over Limit (dB)	APos (cm)	TPos (deg)	Remark	Pol/Phase	Note
1	5114.00	57.78	15.13	42.65	74.00	-16.22	100	358	Peak	Horizontal	
2	5240.00	107.54	64.55	42.99	74.00	33.54	100	358	Peak	Horizontal	
3	5354.00	58.77	15.78	42.99	74.00	-15.23	100	358	Peak	Horizontal	

Peak	Freq (MHz)	Level (dBuV/m)	Read Level (dBuV)	Factor (dB/m)	Limit Line (dBuV/m)	Over Limit (dB)	APos (cm)	TPos (deg)	Remark	Pol/Phase	Note
1	4972.00	58.36	15.97	42.39	74.00	-15.64	282		1 Peak	Vertical	
2	5240.00	101.45	58.46	42.99	74.00	27.45	282		1 Peak	Vertical	
3	5408.00	57.63	14.41	43.22	74.00	-16.37	282		1 Peak	Vertical	

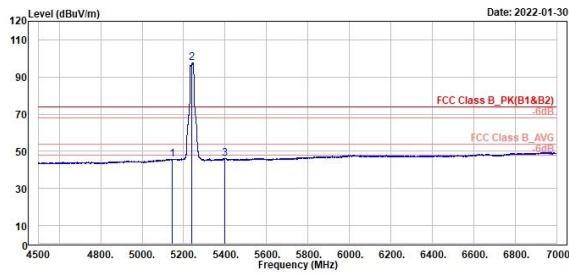
802.11ac VHT20

CH 48 (Horizontal) Average

CH 48 (Vertical) Average



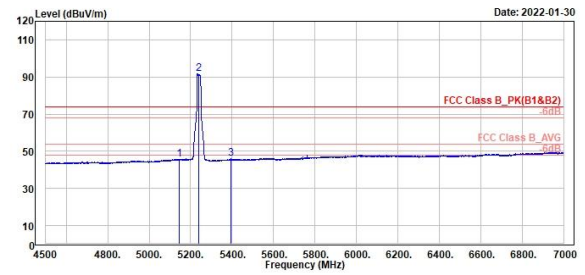
TUV Rheinland Taiwan Ltd.
No. 458-18, Sec 2, Fenliao, Linkou Dist., New Taipei City 244, Taiwan(R.O.C.)
Tel: +886-2172-1000 Fax: +886-2172-1322



1	2	3
5146.50	5240.00	5400.00
45.77	97.66	46.30
2.90	54.67	3.09
42.87	42.99	43.21
54.00	54.00	54.00
-8.23	43.66	-7.70
100	100	100
358	358	358
Average	Average	Average
Horizontal	Horizontal	Horizontal



TUV Rheinland Taiwan Ltd.
No. 458-18, Sec 2, Fenliao, Linkou Dist., New Taipei City 244, Taiwan(R.O.C.)
Tel: +886-2172-1000 Fax: +886-2172-1322



1	2	3
5146.00	5240.00	5393.50
45.68	91.54	45.98
2.81	48.55	2.81
42.87	42.99	43.17
54.00	54.00	54.00
-8.32	37.54	-8.02
282	282	282
Average	Average	Average
Vertical	Vertical	Vertical

802.11ac VHT40

CH 38 (Horizontal) Peak

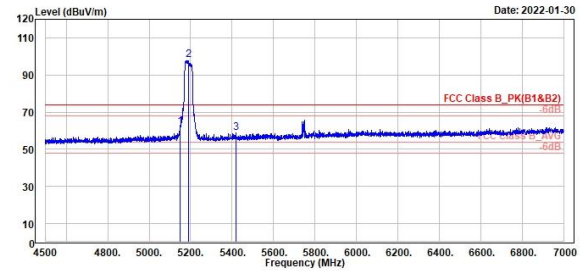
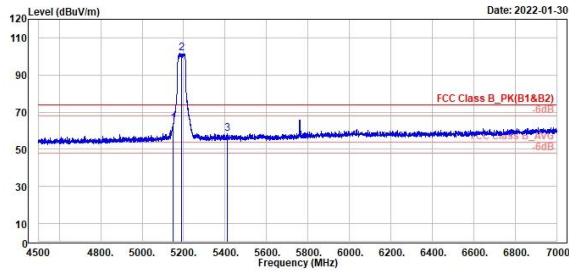
CH 38 (Vertical) Peak



TUV Rheinland Taiwan Ltd.
No. 458-18, Sec 2, Fenliao, Linkou Dist., New Taipei City 244, Taiwan(R.O.C.)
Tel: +886-2172-1000 Fax: +886-2172-1322



TUV Rheinland Taiwan Ltd.
No. 458-18, Sec 2, Fenliao, Linkou Dist., New Taipei City 244, Taiwan(R.O.C.)
Tel: +886-2172-1000 Fax: +886-2172-1322



1	2	3	Read Level	Level Factor	Limit Line	Over Limit	APos	TPos	Remark	Pol/Phase	Note
MHz	dBuV/m	dBuV	dB/m	dBuV/m	dB	cm	deg				
5149.00	64.08	21.19	42.89	74.00	-9.92	100	356	Peak	Horizontal		
5190.00	101.66	58.65	43.01	74.00	27.66	100	356	Peak	Horizontal		
5412.50	58.50	15.28	43.22	74.00	-15.50	100	356	Peak	Horizontal		

1	2	3	Read Level	Level Factor	Limit Line	Over Limit	APos	TPos	Remark	Pol/Phase	Note
MHz	dBuV/m	dBuV	dB/m	dBuV/m	dB	cm	deg				
5149.00	62.21	19.32	42.89	74.00	-11.79	223	7	Peak	Vertical		
5190.00	97.87	54.86	43.01	74.00	23.87	223	7	Peak	Vertical		
5418.00	58.95	15.72	43.23	74.00	-15.05	223	7	Peak	Vertical		

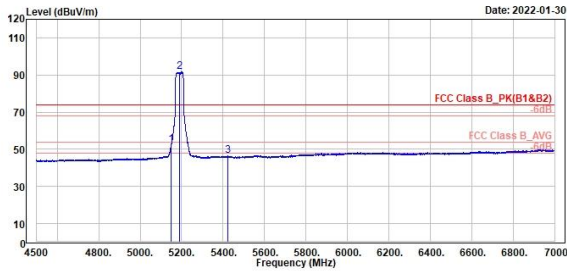
802.11ac VHT40

CH 38 (Horizontal) Average

CH 38 (Vertical) Average



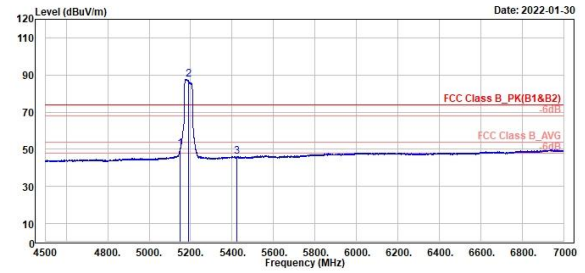
TUV Rheinland Taiwan Ltd.
No. 458-18, Sec 2, Fenliao, Linkou Dist., New Taipei City 244, Taiwan(R.O.C.)
Tel: +886-2172-1000 Fax: +886-2172-1322



1	2	3	Read Level	Factor	Limit Line	Over Limit	APos	TPos	Remark	Pol/Phase	Note
MHz	dBuV/m	dBuV	dB/m	dBuV/m	dB	cm	deg				
5150.00	52.54	9.64	42.90	54.00	-1.46	100	356	Average	Horizontal		
5190.00	91.63	49.62	43.01	54.00	37.63	100	356	Average	Horizontal		
5424.50	46.40	3.17	43.23	54.00	-7.60	100	356	Average	Horizontal		



TUV Rheinland Taiwan Ltd.
No. 458-18, Sec 2, Fenliao, Linkou Dist., New Taipei City 244, Taiwan(R.O.C.)
Tel: +886-2172-1000 Fax: +886-2172-1322



1	2	3	Read Level	Factor	Limit Line	Over Limit	APos	TPos	Remark	Pol/Phase	Note
MHz	dBuV/m	dBuV	dB/m	dBuV/m	dB	cm	deg				
5150.00	50.29	7.39	42.90	54.00	-3.71	223	7	Average	Vertical		
5190.00	87.00	44.79	43.01	54.00	33.00	223	7	Average	Vertical		
5421.50	46.07	2.84	43.23	54.00	-7.93	223	7	Average	Vertical		

802.11ac VHT40

CH 46 (Horizontal) Peak

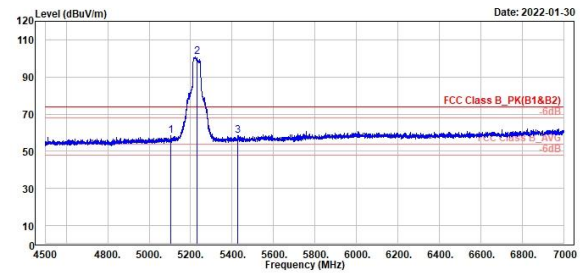
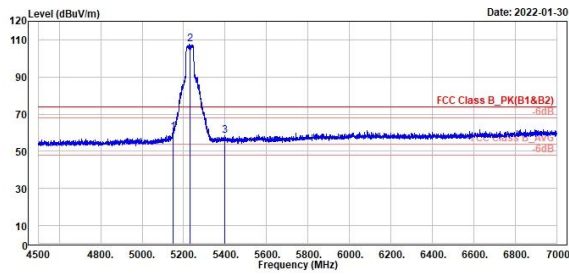
CH 46 (Vertical) Peak



TUV Rheinland Taiwan Ltd.
No. 458-18, Sec 2, Fenliao, Linkou Dist., New Taipei City 244, Taiwan(R.O.C.)
Tel: +886-2172-1000 Fax: +886-2172-1322



TUV Rheinland Taiwan Ltd.
No. 458-18, Sec 2, Fenliao, Linkou Dist., New Taipei City 244, Taiwan(R.O.C.)
Tel: +886-2172-1000 Fax: +886-2172-1322



Peak	Freq	Level	Read Level	Factor	Limit Line	Over Limit	APos	TPos	Remark	Pol/Phase	Note
	MHz	dBuV/m	dBuV	dB/m	dBuV/m	dB	cm	deg			
1	5149.00	68.34	17.45	42.89	74.00	-13.66	100	356	Peak	Horizontal	
2 *	5230.00	107.56	64.55	43.01	74.00	33.56	100	356	Peak	Horizontal	
3	5400.00	58.20	14.99	43.21	74.00	-15.80	100	356	Peak	Horizontal	

Peak	Freq	Level	Read Level	Factor	Limit Line	Over Limit	APos	TPos	Remark	Pol/Phase	Note
	MHz	dBuV/m	dBuV	dB/m	dBuV/m	dB	cm	deg			
1	5104.50	58.33	15.74	42.59	74.00	-15.67	223	3	Peak	Vertical	
2 *	5230.00	101.03	58.02	43.01	74.00	27.03	223	3	Peak	Vertical	
3	5426.50	58.24	15.01	43.23	74.00	-15.76	223	3	Peak	Vertical	

802.11ac VHT80

CH 42 (Horizontal) Peak

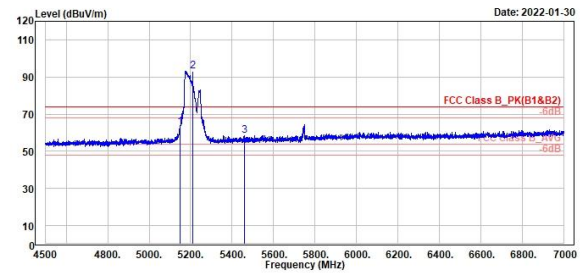
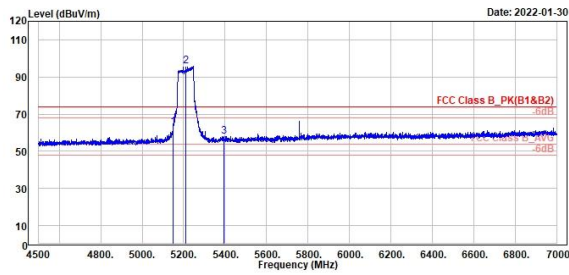
CH 42 (Vertical) Peak



TUV Rheinland Taiwan Ltd.
No. 458-18, Sec 2, Fenliao, Linkou Dist., New Taipei City 244, Taiwan(R.O.C.)
Tel: +886-2172-1000 Fax: +886-2172-1322



TUV Rheinland Taiwan Ltd.
No. 458-18, Sec 2, Fenliao, Linkou Dist., New Taipei City 244, Taiwan(R.O.C.)
Tel: +886-2172-1000 Fax: +886-2172-1322



Peak	Freq (MHz)	Level (dBuV/m)	Read Level (dBuV)	Factor (dB/m)	Limit Line (dBuV/m)	Over Limit (dB)	APos (cm)	TPos (deg)	Remark	Pol/Phase	Note
1	5149.50	63.12	20.22	42.90	74.00	-10.88	100	355	Peak	Horizontal	
2	5218.00	95.70	52.67	43.03	74.00	21.70	100	355	Peak	Horizontal	
3	5394.50	57.99	14.80	43.19	74.00	-16.01	100	355	Peak	Horizontal	

Peak	Freq (MHz)	Level (dBuV/m)	Read Level (dBuV)	Factor (dB/m)	Limit Line (dBuV/m)	Over Limit (dB)	APos (cm)	TPos (deg)	Remark	Pol/Phase	Note
1	5147.50	63.06	20.18	42.88	74.00	-10.94	291	23	Peak	Vertical	
2	5218.00	93.22	50.19	43.03	74.00	19.22	291	23	Peak	Vertical	
3	5458.00	58.49	15.23	43.26	74.00	-15.51	291	23	Peak	Vertical	

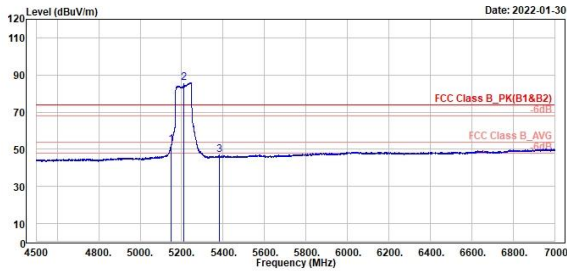
802.11ac VHT80

CH 42 (Horizontal) Average

CH 42 (Vertical) Average



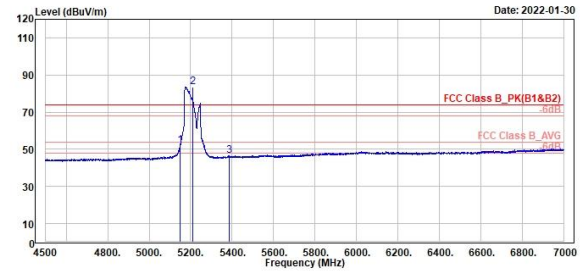
TUV Rheinland Taiwan Ltd.
No. 458-18, Sec 2, Fenliao, Linkou Dist., New Taipei City 244, Taiwan(R.O.C.)
Tel: +886-2172-1000 Fax: +886-2172-1322



1	2	3	Read Level	Factor	Limit Line	Over Limit	APos	TPos	Remark	Pol/Phase	Note
MHz	dBuV/m	dBuV	dB/m	dBuV/m	dB	cm	deg				
5150.00	52.53	9.63	42.90	54.00	-1.47	100	355	Average	Horizontal		
5210.00	85.96	42.93	43.03	54.00	31.96	100	355	Average	Horizontal		
5380.50	46.86	3.75	43.11	54.00	-7.14	100	355	Average	Horizontal		



TUV Rheinland Taiwan Ltd.
No. 458-18, Sec 2, Fenliao, Linkou Dist., New Taipei City 244, Taiwan(R.O.C.)
Tel: +886-2172-1000 Fax: +886-2172-1322



1	2	3	Read Level	Factor	Limit Line	Over Limit	APos	TPos	Remark	Pol/Phase	Note
MHz	dBuV/m	dBuV	dB/m	dBuV/m	dB	cm	deg				
5149.00	52.02	9.13	42.89	54.00	-1.98	291	23	Average	Vertical		
5210.00	83.64	40.61	43.03	54.00	29.64	291	23	Average	Vertical		
5386.00	46.53	3.39	43.14	54.00	-7.47	291	23	Average	Vertical		

Band Edges, 5.35GHz
U-NII-2A

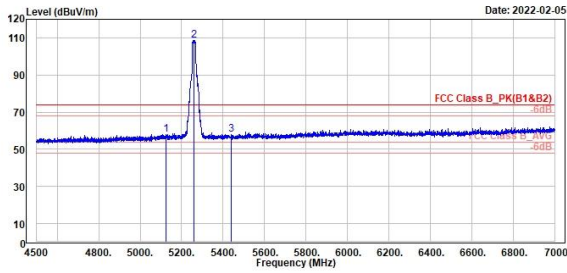
802.11a

CH 52 (Horizontal) Peak

CH 52 (Vertical) Peak



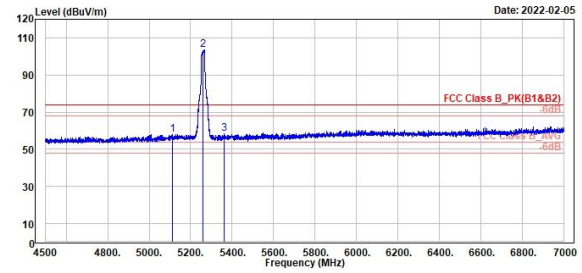
TUV Rheinland Taiwan Ltd.
No. 458-18, Sec 2, Fenliao, Linkou Dist., New Taipei City 244, Taiwan(R.O.C.)
Tel: +886-2172-1000 Fax: +886-2172-1322



Peak	Freq (MHz)	Level (dBuV/m)	Read Level (dBuV)	Factor (dB/m)	Limit Line (dBuV/m)	Over Limit (dB)	APos (cm)	TPos (deg)	Remark	Pol/Phase	Note
1	5125.50	58.07	15.34	42.73	74.00	-15.93	128	356	Peak	Horizontal	
2	5269.00	108.75	65.78	42.97	74.00	34.75	128	356	Peak	Horizontal	
3	5439.50	58.04	14.80	43.24	74.00	-15.96	128	356	Peak	Horizontal	



TUV Rheinland Taiwan Ltd.
No. 458-18, Sec 2, Fenliao, Linkou Dist., New Taipei City 244, Taiwan(R.O.C.)
Tel: +886-2172-1000 Fax: +886-2172-1322



Peak	Freq (MHz)	Level (dBuV/m)	Read Level (dBuV)	Factor (dB/m)	Limit Line (dBuV/m)	Over Limit (dB)	APos (cm)	TPos (deg)	Remark	Pol/Phase	Note
1	5112.50	58.06	15.41	42.65	74.00	-15.94	181	325	Peak	Vertical	
2	5269.00	103.37	60.40	42.97	74.00	29.37	181	325	Peak	Vertical	
3	5361.50	58.19	15.16	43.03	74.00	-15.81	181	325	Peak	Vertical	

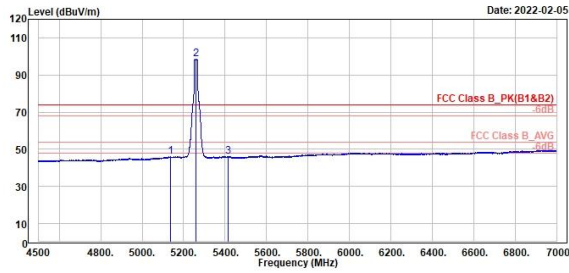
802.11a

CH 52 (Horizontal) Average

CH 52 (Vertical) Average



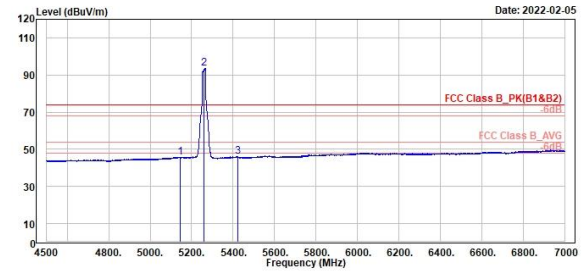
TUV Rheinland Taiwan Ltd.
No. 458-18, Sec 2, Fenliao, Linkou Dist., New Taipei City 244, Taiwan(R.O.C.)
Tel: +886-2172-1000 Fax: +886-2172-1322



1	2	3
5136.00	5269.00	5413.00
46.07	98.47	46.19
3.26	55.50	2.97
42.81	42.97	43.22
54.00	54.00	54.00
-7.93	44.47	-7.81
128	128	128
356	356	356
Average	Average	Average
Horizontal	Horizontal	Horizontal



TUV Rheinland Taiwan Ltd.
No. 458-18, Sec 2, Fenliao, Linkou Dist., New Taipei City 244, Taiwan(R.O.C.)
Tel: +886-2172-1000 Fax: +886-2172-1322



1	2	3
5143.50	5269.00	5423.00
45.81	93.61	45.97
2.96	50.64	2.74
42.85	42.97	43.23
54.00	54.00	54.00
-8.19	39.61	-8.03
181	181	181
325	325	325
Average	Average	Average
Vertical	Vertical	Vertical

802.11a

CH 60 (Horizontal) Peak

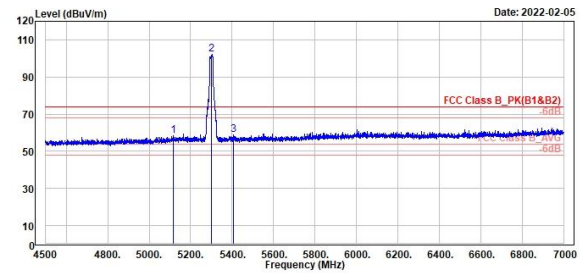
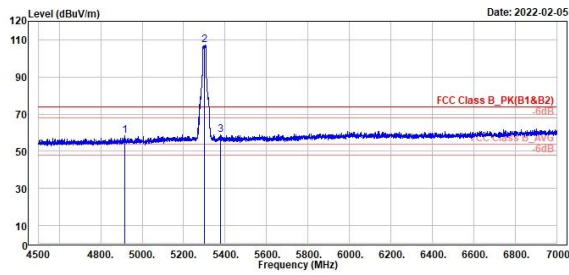
CH 60 (Vertical) Peak



TUV Rheinland Taiwan Ltd.
No. 458-18, Sec 2, Fenliao, Linkou Dist., New Taipei City 244, Taiwan(R.O.C.)
Tel: +886-2172-1000 Fax: +886-2172-1322



TUV Rheinland Taiwan Ltd.
No. 458-18, Sec 2, Fenliao, Linkou Dist., New Taipei City 244, Taiwan(R.O.C.)
Tel: +886-2172-1000 Fax: +886-2172-1322



Peak	Freq	Level	Read Level	Factor	Limit Line	Over Limit	APos	TPos	Remark	Pol/Phase	Note
	MHz	dBuV/m	dBuV	dB/m	dBuV/m	dB	cm	deg			
1	4918.00	58.23	16.06	42.17	74.00	-15.77	135	356	Peak	Horizontal	
2 *	5300.00	107.02	64.10	42.92	74.00	33.02	135	356	Peak	Horizontal	
3	5376.50	58.90	15.80	43.10	74.00	-15.10	135	356	Peak	Horizontal	

Peak	Freq	Level	Read Level	Factor	Limit Line	Over Limit	APos	TPos	Remark	Pol/Phase	Note
	MHz	dBuV/m	dBuV	dB/m	dBuV/m	dB	cm	deg			
1	5118.00	58.32	15.64	42.68	74.00	-15.68	100	324	Peak	Vertical	
2 *	5300.00	102.00	59.08	42.92	74.00	28.00	100	324	Peak	Vertical	
3	5407.50	58.85	15.63	43.22	74.00	-15.15	100	324	Peak	Vertical	

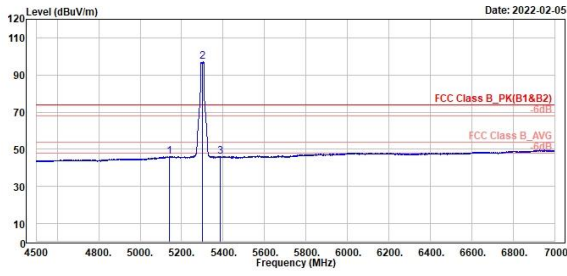
802.11a

CH 60 (Horizontal) Average

CH 60 (Vertical) Average



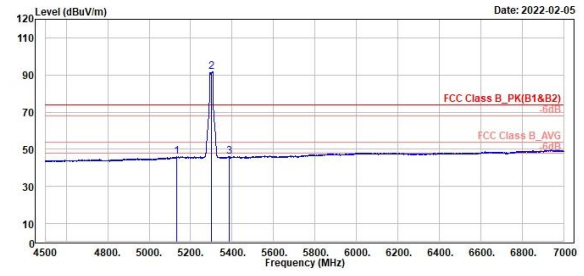
TUV Rheinland Taiwan Ltd.
No. 438-18, Sec 2, Fenliao, Linkou Dist., New Taipei City 244, Taiwan(R.O.C.)
Tel: +886-2172-1000 Fax: +886-2172-1322



1	2	3
5142.00	5380.00	5385.00
46.09	97.06	46.29
3.25	54.14	3.15
42.84	42.92	43.14
54.00	54.00	54.00
-7.91	43.06	-7.71
135	135	135
356	356	356
Average	Average	Average
Horizontal	Horizontal	Horizontal



TUV Rheinland Taiwan Ltd.
No. 438-18, Sec 2, Fenliao, Linkou Dist., New Taipei City 244, Taiwan(R.O.C.)
Tel: +886-2172-1000 Fax: +886-2172-1322



1	2	3
5133.50	5380.00	5384.50
46.15	91.77	46.08
3.27	48.85	2.94
42.78	42.92	43.14
54.00	54.00	54.00
-7.85	37.77	-7.92
100	100	100
324	324	324
Average	Average	Average
Vertical	Vertical	Vertical

802.11a

CH 64 (Horizontal) Peak

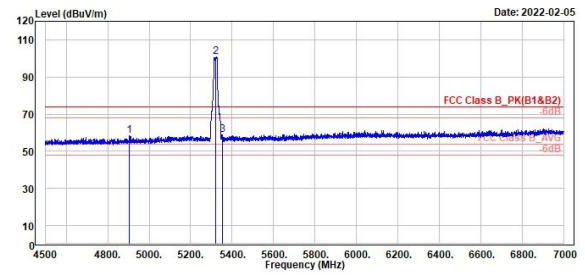
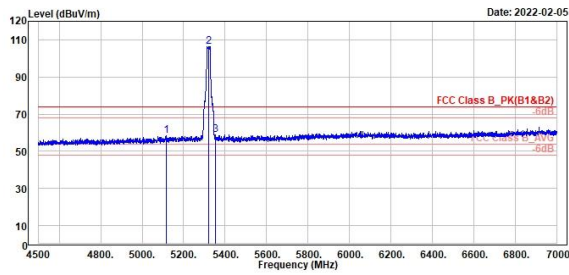
CH 64 (Vertical) Peak



TUV Rheinland Taiwan Ltd.
No. 458-18, Sec 2, Fenliao, Linkou Dist., New Taipei City 244, Taiwan(R.O.C.)
Tel: +886-2172-1000 Fax: +886-2172-1322



TUV Rheinland Taiwan Ltd.
No. 458-18, Sec 2, Fenliao, Linkou Dist., New Taipei City 244, Taiwan(R.O.C.)
Tel: +886-2172-1000 Fax: +886-2172-1322



Peak	Freq (MHz)	Level (dBuV/m)	Read Level (dBuV)	Factor (dB/m)	Limit Line (dBuV/m)	Over Limit (dB)	APos (cm)	TPos (deg)	Remark	Pol/Phase	Note
1	5116.58	58.27	15.60	42.67	74.00	-15.73	134	354	Peak	Horizontal	
2	5320.00	106.43	63.49	42.94	74.00	32.43	134	354	Peak	Horizontal	
3	5354.50	59.07	16.08	42.99	74.00	-14.93	134	354	Peak	Horizontal	

Peak	Freq (MHz)	Level (dBuV/m)	Read Level (dBuV)	Factor (dB/m)	Limit Line (dBuV/m)	Over Limit (dB)	APos (cm)	TPos (deg)	Remark	Pol/Phase	Note
1	4902.50	58.38	16.28	42.10	74.00	-15.62	124	317	Peak	Vertical	
2	5320.00	100.79	57.85	42.94	74.00	26.79	124	317	Peak	Vertical	
3	5353.00	59.02	16.04	42.98	74.00	-14.98	124	317	Peak	Vertical	

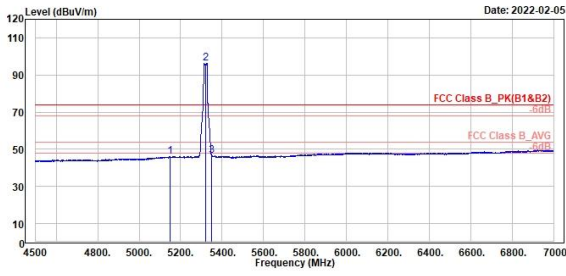
802.11a

CH 64 (Horizontal) Average

CH 64 (Vertical) Average



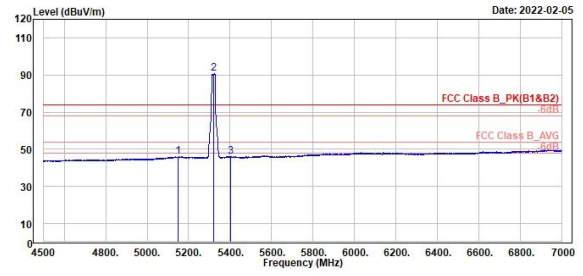
TUV Rheinland Taiwan Ltd.
No. 458-18, Sec 2, Fenliao, Linkou Dist., New Taipei City 244, Taiwan(R.O.C.)
Tel: +886-2172-1000 Fax: +886-2172-1322



1	2	3	Read Level	Factor	Limit Line	Over Limit	APos	TPos	Remark	Pol/Phase	Note
MHz	dBuV/m	dBuV	dB/m	dBuV/m	dB	cm	deg				
5149.00	46.03	3.14	42.89	54.00	-7.97	134	354	Average	Horizontal		
5328.00	95.29	53.35	42.94	54.00	42.29	134	354	Average	Horizontal		
5358.00	46.64	3.67	42.97	54.00	-7.36	134	354	Average	Horizontal		



TUV Rheinland Taiwan Ltd.
No. 458-18, Sec 2, Fenliao, Linkou Dist., New Taipei City 244, Taiwan(R.O.C.)
Tel: +886-2172-1000 Fax: +886-2172-1322



1	2	3	Read Level	Factor	Limit Line	Over Limit	APos	TPos	Remark	Pol/Phase	Note
MHz	dBuV/m	dBuV	dB/m	dBuV/m	dB	cm	deg				
5148.00	46.04	3.15	42.89	54.00	-7.96	124	317	Average	Vertical		
5328.00	90.65	47.71	42.94	54.00	36.65	124	317	Average	Vertical		
5404.50	46.21	3.00	43.21	54.00	-7.79	124	317	Average	Vertical		

802.11ac VHT20

CH 52 (Horizontal) Peak

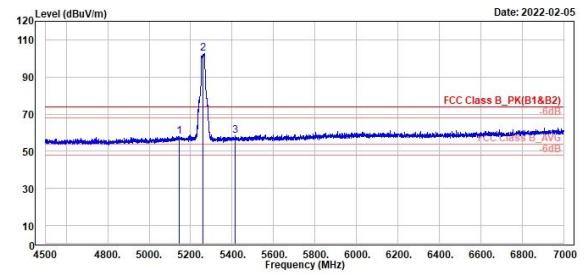
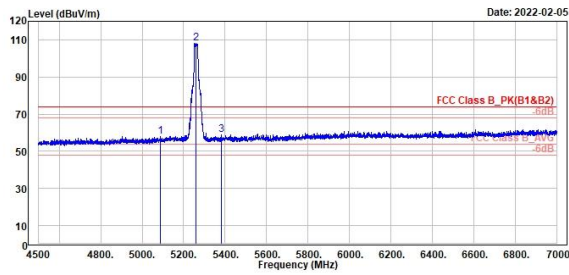
CH 52 (Vertical) Peak



TÜV Rheinland Taiwan Ltd.
No. 458-18, Sec 2, Fenliao, Linkou Dist., New Taipei City 244, Taiwan(R.O.C.)
Tel: +886-2172-1000 Fax: +886-2172-1322



TÜV Rheinland Taiwan Ltd.
No. 458-18, Sec 2, Fenliao, Linkou Dist., New Taipei City 244, Taiwan(R.O.C.)
Tel: +886-2172-1000 Fax: +886-2172-1322



Peak	Freq	Level	Read Level	Factor	Limit Line	Over Limit	APos	TPos	Remark	Pol/Phase	Note
	MHz	dBuV/m	dBuV	dB/m	dBuV/m	dB	cm	deg			
1	5089.00	57.98	15.41	42.57	74.00	-16.02	127	356	Peak	Horizontal	
2 *	5269.00	108.27	65.30	42.97	74.00	34.27	127	356	Peak	Horizontal	
3	5382.50	59.04	15.91	43.13	74.00	-14.96	127	356	Peak	Horizontal	

Peak	Freq	Level	Read Level	Factor	Limit Line	Over Limit	APos	TPos	Remark	Pol/Phase	Note
	MHz	dBuV/m	dBuV	dB/m	dBuV/m	dB	cm	deg			
1	5144.50	58.12	15.26	42.86	74.00	-15.88	100	326	Peak	Vertical	
2 *	5269.00	102.01	59.04	42.97	74.00	28.01	100	326	Peak	Vertical	
3	5416.00	58.21	14.99	43.22	74.00	-15.79	100	326	Peak	Vertical	

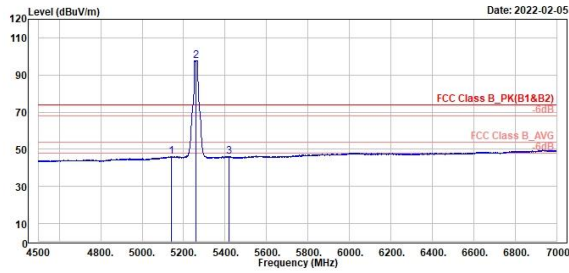
802.11ac VHT20

CH 52 (Horizontal) Average

CH 52 (Vertical) Average



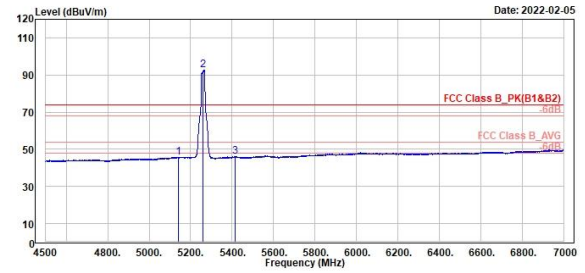
TUV Rheinland Taiwan Ltd.
No. 458-18, Sec 2, Fenliao, Linkou Dist., New Taipei City 244, Taiwan(R.O.C.)
Tel: +886-2172-1000 Fax: +886-2172-1322



1	2	3
5148.58	5269.00	5419.00
45.93	97.79	46.27
3.10	54.82	3.04
42.83	42.97	43.23
54.00	54.00	54.00
-8.07	43.79	-7.73
127	127	127
356	356	356
Average	Average	Average
Horizontal	Horizontal	Horizontal



TUV Rheinland Taiwan Ltd.
No. 458-18, Sec 2, Fenliao, Linkou Dist., New Taipei City 244, Taiwan(R.O.C.)
Tel: +886-2172-1000 Fax: +886-2172-1322



1	2	3
5142.00	5269.00	5416.00
45.77	92.47	45.97
2.93	49.50	2.75
42.84	42.97	43.22
54.00	54.00	54.00
-8.23	38.47	-8.83
100	100	100
326	326	326
Average	Average	Average
Vertical	Vertical	Vertical

802.11ac VHT20

CH 60 (Horizontal) Peak

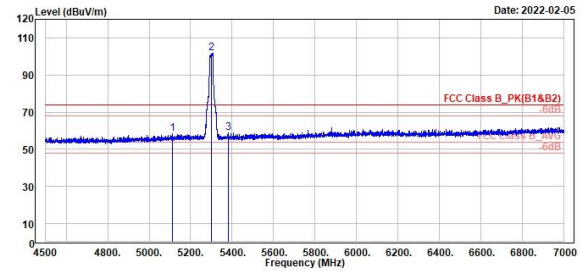
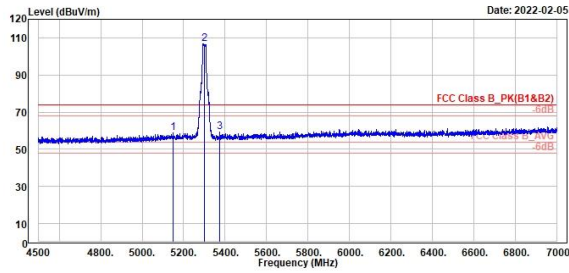
CH 60 (Vertical) Peak



TUV Rheinland Taiwan Ltd.
No. 458-18, Sec 2, Fenliao, Linkou Dist., New Taipei City 244, Taiwan(R.O.C.)
Tel: +886-2172-1000 Fax: +886-2172-1322



TUV Rheinland Taiwan Ltd.
No. 458-18, Sec 2, Fenliao, Linkou Dist., New Taipei City 244, Taiwan(R.O.C.)
Tel: +886-2172-1000 Fax: +886-2172-1322



Peak	Freq	Level	Read	Factor	Limit	Over	APos	TPos	Remark	Pol/Phase	Note
	MHz	dBuV/m	dBuV	dB/m	dBuV/m	dB	cm	deg			
1	5147.58	59.01	16.13	42.88	74.00	-14.99	182	355	Peak	Horizontal	
2 *	5380.00	105.89	63.97	42.92	74.00	32.89	182	355	Peak	Horizontal	
3	5375.00	59.43	16.34	43.09	74.00	-14.57	182	355	Peak	Horizontal	

Peak	Freq	Level	Read	Factor	Limit	Over	APos	TPos	Remark	Pol/Phase	Note
	MHz	dBuV/m	dBuV	dB/m	dBuV/m	dB	cm	deg			
1	5112.50	58.18	15.53	42.65	74.00	-15.82	180	318	Peak	Vertical	
2 *	5380.00	101.65	58.73	42.92	74.00	27.65	180	318	Peak	Vertical	
3	5381.00	58.76	15.65	43.11	74.00	-15.24	180	318	Peak	Vertical	

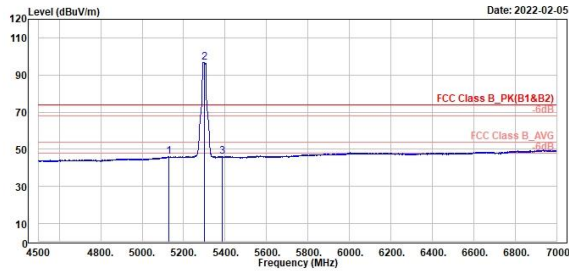
802.11ac VHT20

CH 60 (Horizontal) Average

CH 60 (Vertical) Average



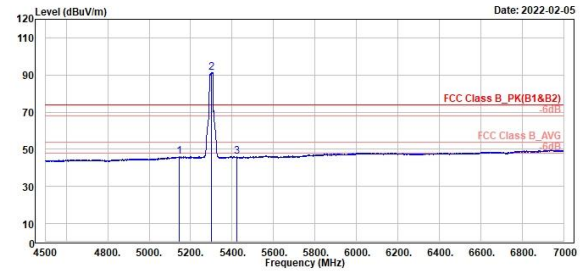
TUV Rheinland Taiwan Ltd.
No. 458-18, Sec 2, Fenliao, Linkou Dist., New Taipei City 244, Taiwan(R.O.C.)
Tel: +886-2172-1000 Fax: +886-2172-1322



1	2	3
5130.00	5300.00	5385.00
46.02	95.92	46.22
3.26	54.00	3.08
42.76	42.92	43.14
54.00	54.00	54.00
-7.98	42.92	-7.78
102	102	102
355	355	355
Average	Average	Average
Horizontal	Horizontal	Horizontal



TUV Rheinland Taiwan Ltd.
No. 458-18, Sec 2, Fenliao, Linkou Dist., New Taipei City 244, Taiwan(R.O.C.)
Tel: +886-2172-1000 Fax: +886-2172-1322



1	2	3
5144.50	5300.00	5423.50
45.86	91.47	46.10
3.00	48.55	2.87
42.86	42.92	43.23
54.00	54.00	54.00
-8.14	37.47	-7.90
100	100	100
318	318	318
Average	Average	Average
Vertical	Vertical	Vertical

802.11ac VHT20

CH 64 (Horizontal) Peak

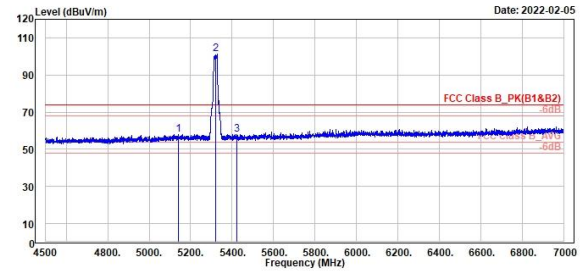
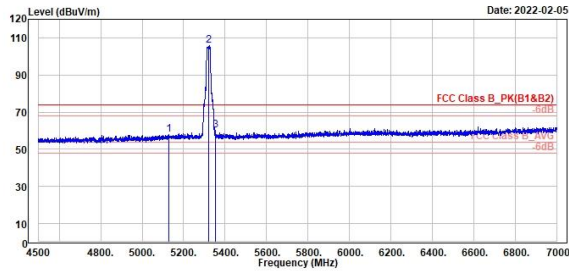
CH 64 (Vertical) Peak



TUV Rheinland Taiwan Ltd.
No. 458-18, Sec 2, Fenliao, Linkou Dist., New Taipei City 244, Taiwan(R.O.C.)
Tel: +886-2172-1000 Fax: +886-2172-1322



TUV Rheinland Taiwan Ltd.
No. 458-18, Sec 2, Fenliao, Linkou Dist., New Taipei City 244, Taiwan(R.O.C.)
Tel: +886-2172-1000 Fax: +886-2172-1322



Peak	Freq	Level	Read	Limit	Over	APos	TPos	Remark	Pol/Phase	Note
	MHz	dBuV/m	dBuV	dB/m	dBuV/m	dB	cm	deg		
1	5129.00	58.11	15.36	42.75	74.00	-15.89	142	356 Peak	Horizontal	
2 *	5328.00	105.55	62.71	42.94	74.00	31.65	142	356 Peak	Horizontal	
3	5352.50	60.13	17.15	42.98	74.00	-13.87	142	356 Peak	Horizontal	

Peak	Freq	Level	Read	Limit	Over	APos	TPos	Remark	Pol/Phase	Note
	MHz	dBuV/m	dBuV	dB/m	dBuV/m	dB	cm	deg		
1	5140.50	57.96	15.13	42.83	74.00	-16.04	100	317 Peak	Vertical	
2 *	5328.00	101.24	58.30	42.94	74.00	27.24	100	317 Peak	Vertical	
3	5423.00	58.11	14.88	43.23	74.00	-15.89	100	317 Peak	Vertical	

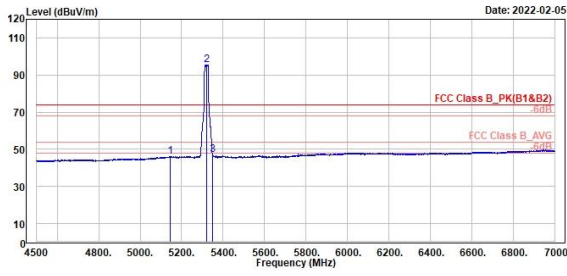
802.11ac VHT20

CH 64 (Horizontal) Average

CH 64 (Vertical) Average



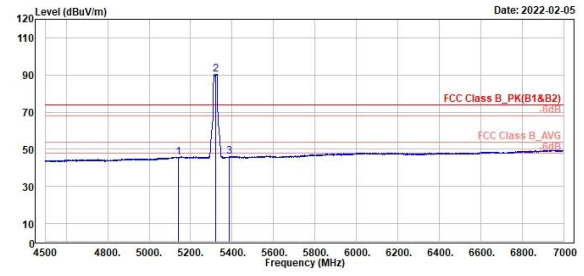
TUV Rheinland Taiwan Ltd.
No. 458-18, Sec 2, Fenliao, Linkou Dist., New Taipei City 244, Taiwan(R.O.C.)
Tel: +886-2172-1000 Fax: +886-2172-1322



1	2	3
5147.00	5320.00	5350.00
45.99	95.49	47.04
3.12	52.55	4.07
42.87	42.94	42.97
54.00	54.00	54.00
-8.01	41.49	-6.96
142	142	142
356	356	356
Average	Average	Average
Horizontal	Horizontal	Horizontal



TUV Rheinland Taiwan Ltd.
No. 458-18, Sec 2, Fenliao, Linkou Dist., New Taipei City 244, Taiwan(R.O.C.)
Tel: +886-2172-1000 Fax: +886-2172-1322



1	2	3
5142.50	5320.00	5384.50
45.83	90.51	46.06
2.98	47.57	2.92
42.85	42.94	43.14
54.00	54.00	54.00
-8.17	36.51	-7.94
100	100	100
317	317	317
Average	Average	Average
Vertical	Vertical	Vertical

802.11ac VHT40

CH 54 (Horizontal) Peak

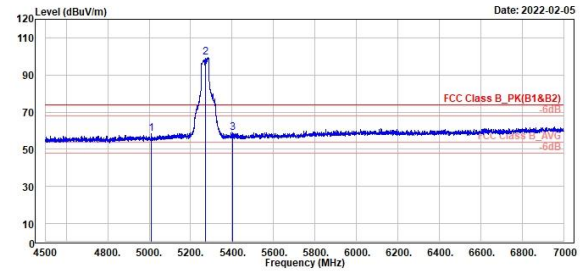
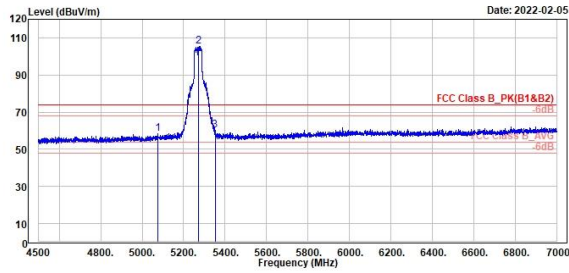
CH 54 (Vertical) Peak



TUV Rheinland Taiwan Ltd.
No. 458-18, Sec 2, Fenliao, Linkou Dist., New Taipei City 244, Taiwan(R.O.C.)
Tel: +886-2172-1000 Fax: +886-2172-1322



TUV Rheinland Taiwan Ltd.
No. 458-18, Sec 2, Fenliao, Linkou Dist., New Taipei City 244, Taiwan(R.O.C.)
Tel: +886-2172-1000 Fax: +886-2172-1322



Peak	Freq	Level	Read Level	Factor	Limit Line	Over Limit	APos	TPos	Remark	Pol/Phase	Note
	MHz	dBuV/m	dBuV	dB/m	dBuV/m	dB	cm	deg			
1	5874.00	58.29	15.71	42.58	74.00	-15.71	142	359	Peak	Horizontal	
2 *	5278.00	105.48	62.52	42.96	74.00	31.48	142	359	Peak	Horizontal	
3	5351.50	60.12	17.14	42.98	74.00	-13.88	142	359	Peak	Horizontal	

Peak	Freq	Level	Read Level	Factor	Limit Line	Over Limit	APos	TPos	Remark	Pol/Phase	Note
	MHz	dBuV/m	dBuV	dB/m	dBuV/m	dB	cm	deg			
1	5810.50	58.34	15.84	42.50	74.00	-15.66	119	315	Peak	Vertical	
2 *	5278.00	99.27	56.31	42.96	74.00	25.27	119	315	Peak	Vertical	
3	5404.50	58.77	15.56	43.21	74.00	-15.23	119	315	Peak	Vertical	

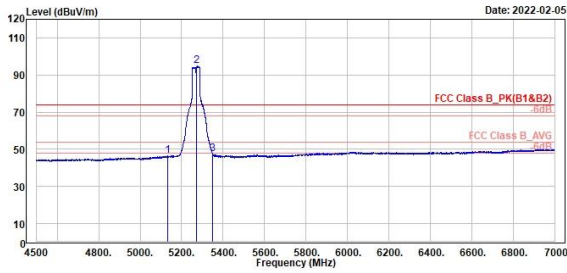
802.11ac VHT40

CH 54 (Horizontal) Average

CH 54 (Vertical) Average



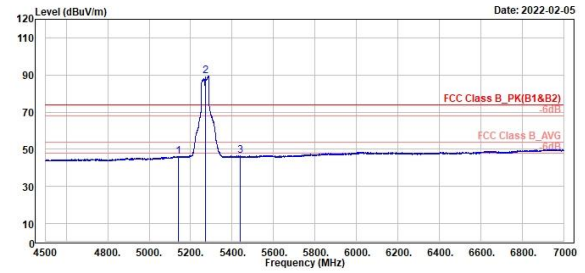
TUV Rheinland Taiwan Ltd.
No. 458-18, Sec 2, Fenliao, Linkou Dist., New Taipei City 244, Taiwan(R.O.C.)
Tel: +886-2172-1000 Fax: +886-2172-1322



1	2	3							
Freq	Level	Read	Limit	Over	APos	TPos	Remark	Pol/Phase	Note
MHz	dBuV/m	dBuV	dB/m	dBuV/m	dB	cm	deg		
5132.00	46.43	3.66	42.77	54.00	-7.57	142	359 Average	Horizontal	
5278.00	94.71	51.75	42.96	54.00	40.71	142	359 Average	Horizontal	
5358.50	47.57	4.60	42.97	54.00	-6.43	142	359 Average	Horizontal	



TUV Rheinland Taiwan Ltd.
No. 458-18, Sec 2, Fenliao, Linkou Dist., New Taipei City 244, Taiwan(R.O.C.)
Tel: +886-2172-1000 Fax: +886-2172-1322



1	2	3							
Freq	Level	Read	Limit	Over	APos	TPos	Remark	Pol/Phase	Note
MHz	dBuV/m	dBuV	dB/m	dBuV/m	dB	cm	deg		
5139.50	46.24	3.41	42.83	54.00	-7.76	119	315 Average	Vertical	
5278.00	89.25	46.29	42.96	54.00	35.25	119	315 Average	Vertical	
5441.00	46.39	3.15	43.24	54.00	-7.61	119	315 Average	Vertical	

802.11ac VHT40

CH 62 (Horizontal) Peak

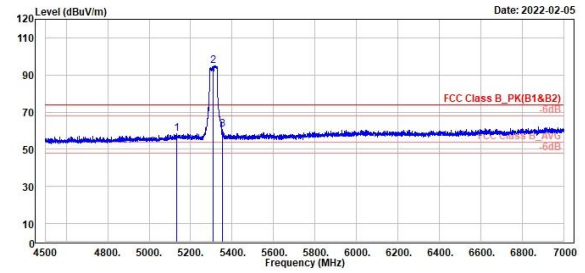
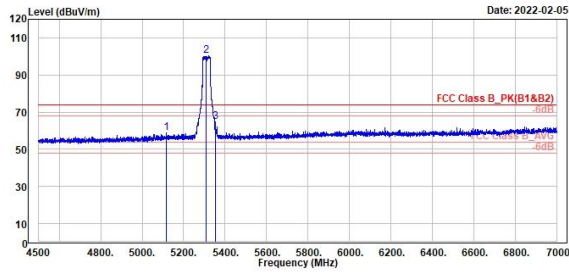
CH 62 (Vertical) Peak



TUV Rheinland Taiwan Ltd.
No. 458-18, Sec 2, Fenliao, Linkou Dist., New Taipei City 244, Taiwan(R.O.C.)
Tel: +886-2172-1000 Fax: +886-2172-1322



TUV Rheinland Taiwan Ltd.
No. 458-18, Sec 2, Fenliao, Linkou Dist., New Taipei City 244, Taiwan(R.O.C.)
Tel: +886-2172-1000 Fax: +886-2172-1322



Peak	Freq	Level	Read Level	Factor	Limit Line	Over Limit	APos	TPos	Remark	Pol/Phase	Note
	MHz	dBuV/m	dBuV	dB/m	dBuV/m	dB	cm	deg			
1	5117.00	58.96	16.29	42.67	74.00	-15.04	143	357	Peak	Horizontal	
2 *	5310.00	100.31	57.38	42.93	74.00	26.31	143	357	Peak	Horizontal	
3	5352.00	64.68	21.70	42.98	74.00	-9.32	143	357	Peak	Horizontal	

Peak	Freq	Level	Read Level	Factor	Limit Line	Over Limit	APos	TPos	Remark	Pol/Phase	Note
	MHz	dBuV/m	dBuV	dB/m	dBuV/m	dB	cm	deg			
1	5132.00	58.26	15.49	42.77	74.00	-15.74	118	315	Peak	Vertical	
2 *	5310.00	95.05	52.12	42.93	74.00	21.05	118	315	Peak	Vertical	
3	5352.00	60.88	17.90	42.98	74.00	-13.12	118	315	Peak	Vertical	

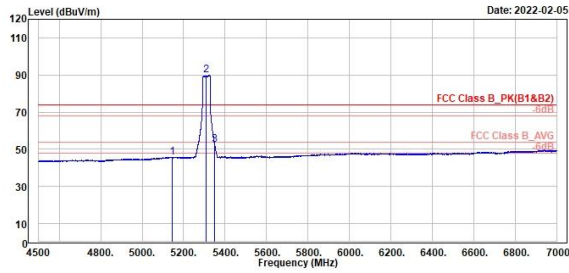
802.11ac VHT40

CH 62 (Horizontal) Average

CH 62 (Vertical) Average



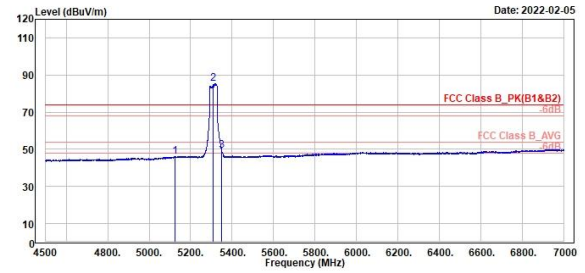
TUV Rheinland Taiwan Ltd.
No. 458-18, Sec 2, Fenliao, Linkou Dist., New Taipei City 244, Taiwan(R.O.C.)
Tel: +886-2172-1000 Fax: +886-2172-1322



1	2	3	4	5	6	7	8	9	10	11	12	13	14	15	16	17	18	19	20
1	Level	Read	Factor	Limit	Over	APos	TPos	Remark	Pol/Phase	Note									
1	MHz	dBuV/m	dBuV	dB/m	dBuV/m	dB	cm	deg											
1	5144.00	45.75	2.90	42.85	54.00	-8.25	143	357	Average	Horizontal									
2	5310.00	90.04	47.11	42.93	54.00	36.04	143	357	Average	Horizontal									
3	5350.00	52.58	9.61	42.97	54.00	-1.42	143	357	Average	Horizontal									



TUV Rheinland Taiwan Ltd.
No. 458-18, Sec 2, Fenliao, Linkou Dist., New Taipei City 244, Taiwan(R.O.C.)
Tel: +886-2172-1000 Fax: +886-2172-1322



1	2	3	4	5	6	7	8	9	10	11	12	13	14	15	16	17	18	19	20
1	Level	Read	Factor	Limit	Over	APos	TPos	Remark	Pol/Phase	Note									
1	MHz	dBuV/m	dBuV	dB/m	dBuV/m	dB	cm	deg											
1	5124.50	46.29	3.56	42.73	54.00	-7.71	118	315	Average	Vertical									
2	5310.00	95.21	42.28	42.93	54.00	31.21	118	315	Average	Vertical									
3	5350.00	49.41	6.44	42.97	54.00	-4.59	118	315	Average	Vertical									

802.11ac VHT80

CH 58 (Horizontal) Peak

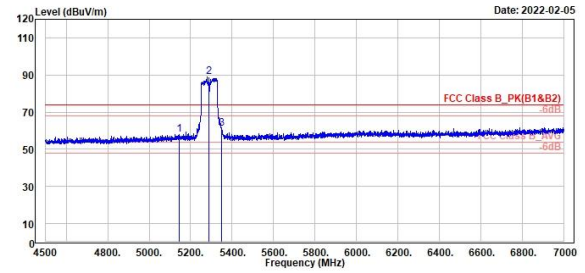
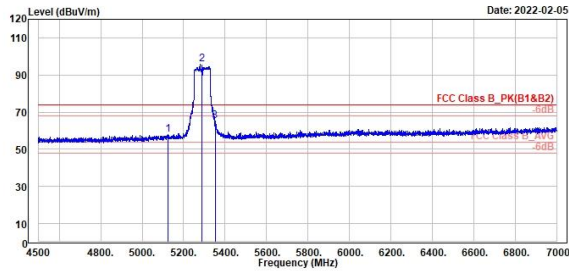
CH 58 (Vertical) Peak



TUV Rheinland Taiwan Ltd.
No. 458-18, Sec 2, Fenliao, Linkou Dist., New Taipei City 244, Taiwan(R.O.C.)
Tel: +886-2172-1000 Fax: +886-2172-1322



TUV Rheinland Taiwan Ltd.
No. 458-18, Sec 2, Fenliao, Linkou Dist., New Taipei City 244, Taiwan(R.O.C.)
Tel: +886-2172-1000 Fax: +886-2172-1322



Peak	Freq	Level	Read Level	Factor	Limit Line	Over Limit	APos	TPos	Remark	Pol/Phase	Note
	MHz	dBuV/m	dBuV	dB/m	dBuV/m	dB	cm	deg			
1	5126.58	57.75	15.01	42.74	74.00	-16.25	143	356	Peak	Horizontal	
2 *	5290.00	95.74	52.00	42.94	74.00	21.74	143	356	Peak	Horizontal	
3	5351.50	65.39	22.41	42.98	74.00	-8.61	143	356	Peak	Horizontal	

Peak	Freq	Level	Read Level	Factor	Limit Line	Over Limit	APos	TPos	Remark	Pol/Phase	Note
	MHz	dBuV/m	dBuV	dB/m	dBuV/m	dB	cm	deg			
1	5145.00	58.07	15.21	42.86	74.00	-15.93	124	317	Peak	Vertical	
2 *	5290.00	80.93	45.99	42.94	74.00	14.93	124	317	Peak	Vertical	
3	5350.00	61.24	18.27	42.97	74.00	-12.76	124	317	Peak	Vertical	

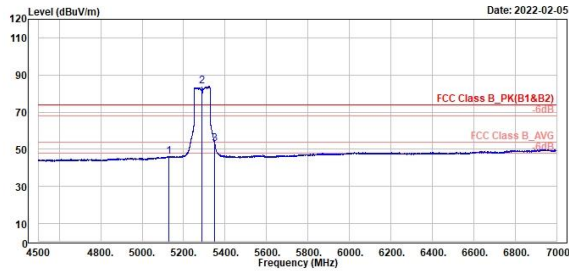
802.11ac VHT80

CH 58 (Horizontal) Average

CH 58 (Vertical) Average



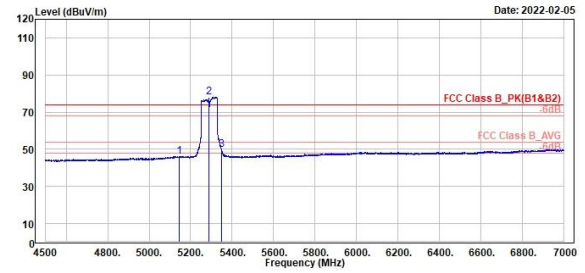
TÜV Rheinland Taiwan Ltd.
No. 458-18, Sec 2, Fenliao, Linkou Dist., New Taipei City 244, Taiwan(R.O.C.)
Tel: +886-2172-1000 Fax: +886-2172-1322



Read	Level	Factor	Limit	Over	APos	TPos	Remark	Pol/Phase	Note
Level	dBuV	dB/m	dBuV/m	dB	cm	deg			
1	5130.50	46.07	3.31	42.76	54.00	-7.93	143	356 Average	Horizontal
2 *	5290.00	83.82	40.88	42.94	54.00	29.82	143	356 Average	Horizontal
3 !	5350.00	53.00	10.03	42.97	54.00	-1.00	143	356 Average	Horizontal



TÜV Rheinland Taiwan Ltd.
No. 458-18, Sec 2, Fenliao, Linkou Dist., New Taipei City 244, Taiwan(R.O.C.)
Tel: +886-2172-1000 Fax: +886-2172-1322



Read	Level	Factor	Limit	Over	APos	TPos	Remark	Pol/Phase	Note
Level	dBuV	dB/m	dBuV/m	dB	cm	deg			
1	5144.00	46.21	3.36	42.85	54.00	-7.79	124	317 Average	Vertical
2 *	5290.00	70.23	35.29	42.94	54.00	24.23	124	317 Average	Vertical
3 !	5350.00	49.66	6.69	42.97	54.00	-4.34	124	317 Average	Vertical