

PHOTOGRAPHS OF THE TEST CONFIGURATION

Conducted Emission Test (Mode A1)



Conducted Emission Test (Mode A2)





Conducted Emission Test (Mode B1)





Conducted Emission Test (Mode B2)





Radiated Emission Test below 1GHz (WLAN 2.4GHz, Mode A1)





Radiated Emission Test below 1GHz (WLAN 2.4GHz, Mode A2)





Radiated Emission Test below 1GHz (WLAN 2.4GHz, Mode B1)





Radiated Emission Test below 1GHz (WLAN 2.4GHz, Mode B2)





Radiated Emission Test below 1GHz (WLAN 5GHz, Mode A1)





Radiated Emission Test below 1GHz (WLAN 5GHz, Mode A2)





Radiated Emission Test below 1GHz (WLAN 5GHz, Mode B1)




Radiated Emission Test below 1GHz (WLAN 5GHz, Mode B2)




Radiated Emission Test above 1GHz (WLAN 2.4GHz, Mode A1)



Radiated Emission Test above 1GHz (WLAN 2.4GHz, Mode B1)



Radiated Emission Test above 1GHz (WLAN 5GHz, Mode A1)



Radiated Emission Test above 1GHz (WLAN 5GHz, Mode B1)

