


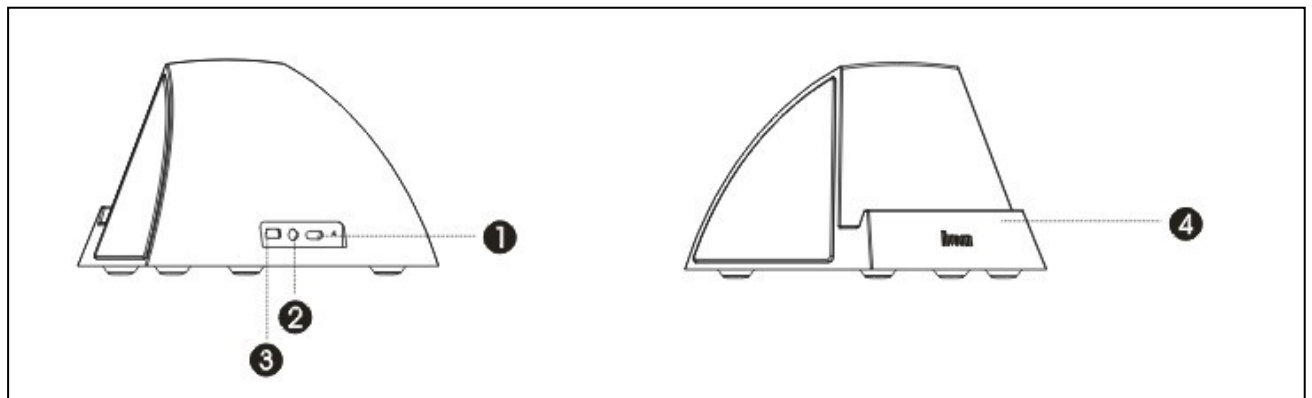
Multimedia Speaker System
M/N: IFIT-3BT
Shenzhen Divoom Technology Co., Ltd.
Made in China

Contents:

- 1 pc of IFIT-3BT speaker system
- 1 pc of rechargeable USB cable
- 1 pc of manual
- 1 pc of stereo-stereo signal line



Parts:




1. Power switch
2. audio input jack
3. USB rechargeable
4. Stand

Connection:

Listen to your Bluetooth-enabled music player:

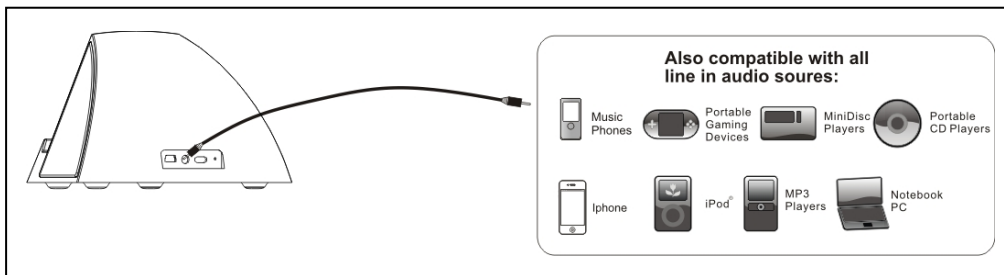
1. Turn on your bluetune-3 then the LED indicator starts blinking quickly
2. Open the Bluetooth function in your device and search Bluetune-3

3. Connect your device to Bluetune-3 Successfully, LED indicator stop blinking and show blue.
4. Play the music in your device then enjoy your favorite music.



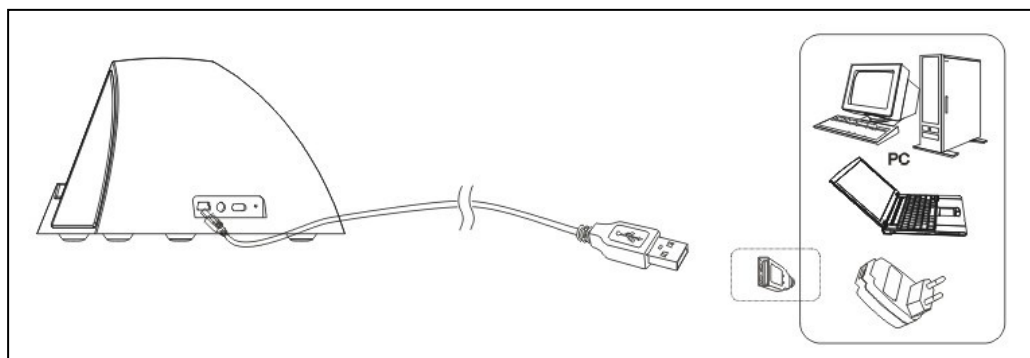
Listen to your iPad, iPhone, Ipod or other mp3 players

1. insert one end of 3.5mm stereo into the AUX IN jack on the back of the system then insert the other end into your audio source.
2. Turn on audio source and play music
3. Turn on the power of your speaker system
4. Put your audio device on the stand of your IFIT-3 and start enjoying your music.



Charge:

Standard USB rechargeable jack compatible to all PC USB ports and AC adaptors



Key Features:

Play your favorite tunes from any Bluetooth-equipped device while you control

Space-saving design with stand to support all iPad, iPhone or iPod models. Even in cases; safely cradles your device in horizontal or vertical position.

Portable-Rechargeable battery delivers up to 7 hours of playing time, you can take your music anywhere.

“Po-Bass” technology produce deeper and more powerful bass in small body.

Specifications:

Output: 6W

Driver size 2x2.5 inch

Signal-to-noise >80dB

Frequency response 30Hz-20kHz

Distortion <0.5%

Battery voltage 3.7V

Battery capacity 700Mah

Battery charging voltage USB or AC/DC adaptor 5V

Charge time USB 3 hours, DC(2.5 hours)

Bluetooth compliant: V2.1+EDR

Bluetooth profile support: A2DP

This device complies with Part 15 of the FCC Rules. Operation is subject to the following two conditions: (1) this device may not cause harmful interference, and (2) this device must accept any interference received, including interference that may cause undesired operation.

changes or modifications not expressly approved by the party responsible for compliance could void the user's authority to operate the equipment.

NOTE: This equipment has been tested and found to comply with the limits for a Class B digital device, pursuant to Part 15 of the FCC Rules. These limits are designed to provide reasonable protection against harmful interference in a residential installation. This equipment generates, uses and can radiate radio frequency energy and, if not installed and used in accordance with the instructions, may cause harmful interference to radio communications. However, there is no guarantee that interference will not occur in a particular installation. If this equipment does cause harmful interference to radio or television reception, which can be determined by turning the equipment off and on, the user is encouraged to try to correct the interference by one or more of the following measures:

- Reorient or relocate the receiving antenna.
- Increase the separation between the equipment and receiver.
- Connect the equipment into an outlet on a circuit different from that to which the receiver is connected.

Consult the dealer or an experienced radio/TV technician for help

Warning:

Read these instructions.

Keep these instructions.

Heed all warnings.

Follow all instructions.

Place the speakers in a stable location so they will not fall causing damage to the speakers or bodily harm.

Do not use the speakers near water, and do not immerse them in any liquid or pour any liquid on them.

Do not block the openings in the speaker cabinets, never push objects into speaker vents or slots because of fire or electric shock hazards, and provide sufficient space around the speakers for proper ventilation.

Do not install near any heat sources such as radiators, heat registers, stoves, or other apparatus(including amplifiers) that produce heat.

Only use attachments/accessories specified by the manufacturer.

Unplug this apparatus when unused for long periods of time.

Do not place any form of open flame source, such as lighted candles, on the apparatus.

The apparatus shall not be exposed to dripping or splashing, no objects filled with liquids, such as vases, shall be placed on or near the apparatus.

Warning: to reduce the risk of fire or electric shock, do not expose this apparatus to rain or moisture.