



ez Share™ ES100 User Guide

What You Need

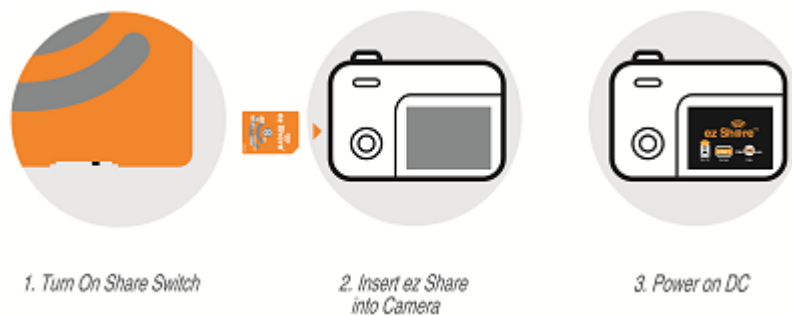
- Digital Camera with SD Slot



- Wi-Fi Device (Phone/PAD/Laptop)



Camera Steps



3 short beeps(or Flashing light) indicate Share Mode is ready. Intermittent beep or Flashing light reminds Share Mode is On.

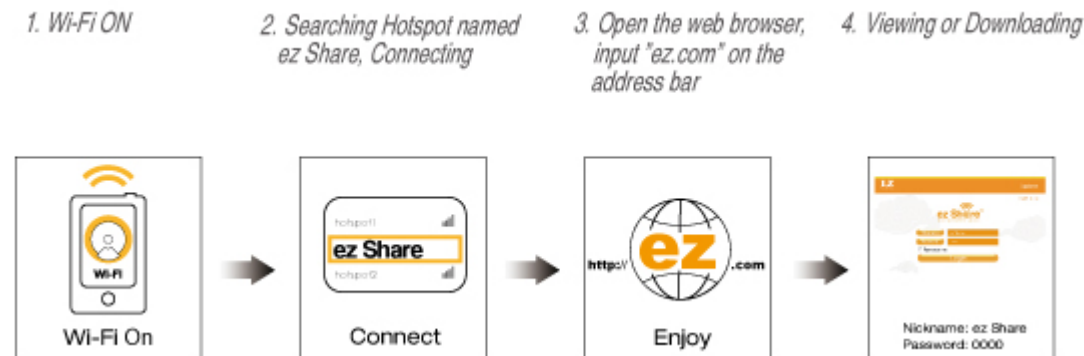
Note:

1. Switch off the Share Mode you need turn off the Share Switch.
2. Beep or Flashing light reminder is subject to manufacturing process without prior notice.

Warning:

1. When switching on/off the Share Mode Switch you must power off the camera!
2. Insert/Pull out the ez Share you must power off the camera!

Wi-Fi Device Steps



Default Nickname is ez Share, password is 0000, and you can rename it by yourself.

Q&A

Q1. ez Share is on Share Mode, but Wi-Fi device can't access ez Share successfully?

A:

- 1) Make sure device's Wi-Fi has been turned on.
- 2) Confirm it is close enough between Wi-Fi device and digital camera.
- 3) Make sure that the IP setting of Wi-Fi device is "Enable DHCP" or disables "Static IP Address".

Q2. How to view photos in camera by Wi-Fi device when Wi-Fi device successfully access ez Share?

A:

- 1) Confirm web explorer is one of the followings: Safari\IE\Opera\Chrome\UC.
- 2) Input the complete website "ez.com" on the browser address bar.
- 3) Key in correct password to login.

Q3. How to keep ez Share running for a long time?

A: Please avoid camera to enter power-saving mode. It will shut down ez Share's power; It is highly recommended setting camera as non-power-saving mode when you perform "Share" function (See camera's user manual).

Q4. Can ez Share be used as a normal SD card when "Share" mode is turned off?

A: Yes, it can be used as a normal SD card when you turn off the Share mode at the bottom of ez Share, which is beneficial to power-saving for a digital camera.

Q5. How many users can ez Share support to be accessed?

A: ez Share, simultaneously, supports multi-user access. Exceeding maximum of user might result in network jam or abnormal display.

Q6. How to reset password?

A: The default nickname(SSID) is "ez Share", and the password is "0000",you can change the nickname and password by yourself or reset them as following:

1. Insert the ez Share into SD slot of the computer (By USB to SD converter if no slot in the computer).
2. Delete the file named "ezshare.cfg" in the root directory.
3. Pull out the ez Share by safe mode.

Q7: Digital cameras plugged in ez Share display "Cannot create a folder", "The card is not formatted", "Cannot recognize the memory card", "Memory card full" or other information, why?

A: For security, some models of digital cameras (such as Fuji) cannot properly recognize the storage card which has been used in other digital cameras. You can format the memory card by digital camera or computer for use.

Q8. How to avoid slow speed caused by multi-channel conflict in too many Wi-Fi hot spots environment?

A: ez Share allows user to configure the Wi-Fi Channel manually, you can enter "Nickname&Password" webpage to change the "Wi-Fi Channel" (can be set to Channel 1 to 13).

Note: Please make sure web explorer 's Java Script is available for ez Share 's normal usage (refer to web explorer 's setting).

FCC

*This device is to be used only for fixed and mobile applications.

- This device complies with part 15 of the FCC Rules. Operation is subject to the following two conditions:
 - (1) This device may not cause harmful interference, and
 - (2) this device must accept any interference received, including interference that may cause undesired operation.
- Any changes or modifications not expressly approved by the party responsible for compliance could void the user's authority to operate the equipment.
- Some electronic devices are susceptible to electromagnetic interference sent by this equipment if inadequately shielded. Please use this equipment at least 20cm or as far as you can from TV set, radio and other automated office equipment so as to avoid interference.
- This device is a radio transmitter and receiver. It is designed and manufactured not to exceed limits for exposure to radio frequency (RF) energy set by the Federal Communications Commission (FCC) of the U.S. Government. These limits are part of comprehensive guidelines and establish permitted levels of RF energy for the general population. The guidelines are based on standards that were developed by independent scientific organizations through periodic and thorough evaluation of scientific studies. The standards include a substantial safety margin designed to assure the safety of all persons, regardless of age or health.
- This equipment has been tested and found to comply with the limits for a Class B digital device,

pursuant to part 15 of the FCC Rules. These limits are designed to provide reasonable protection against harmful interference in a residential installation. This equipment generates, uses and can radiate radio frequency energy and, if not installed and used in accordance with the instructions, may cause harmful interference to radio communications. However, there is no guarantee that interference will not occur in a particular installation. If this equipment does cause harmful interference to radio or television reception, which can be determined by turning the equipment off and on, the user is encouraged to try to correct the interference by one or more of the following measures:

- Reorient or relocate the receiving antenna.
- Increase the separation between the equipment and receiver.
- Connect the equipment into an outlet on a circuit different from that to which the receiver is connected.
- Consult the dealer or an experienced radio/ TV technician for help.

- a minimum separation distance of at least 0.2 m between this equipment and all persons shall be guaranteed to satisfy the RF exposure compliance.

More Information, Contact us


You are warmly welcome to visit our website <http://www.ezshare.com.cn> for more details.

Email: sales@lzeal.com

Tel: +86-10-84924650

A BRAND BY 

© 2011 LZeal Information Technology Co, Ltd. All Rights Reserved.

 is a trademark of LZeal in China and/or other countries.

Other brands and product names are trademarks or registered trademarks of their respective holders.

C E06780