



America

Certification Exhibit

**FCC ID: A7FEA070
IC: 11454A-EA070**

**FCC Rule Part: 15.247
ISED Canada's Radio Standards Specification: RSS-247**

TÜV SÜD Project Number: 16-2087

**Manufacturer: JL Marine Systems, Inc.
Model: EA070**

Test Setup Photos




Figure 1: Radiated Emissions Setup below 1 GHz – Front View




Figure 2: Radiated Emissions Setup 9 kHz to 30 MHz – Rear View




Figure 3: Radiated Emissions Setup 30 MHz – 200 MHz – Rear View




Figure 4: Radiated Emissions Setup 200 MHz to 1000 MHz – Rear View




Figure 5: Radiated Emissions Setup above 1 GHz – Front View




Figure 6: Radiated Emissions Setup above 1 GHz – Rear View



Figure 7: RF Conducted Measurements