



APPENDIX 1: Photographs of test setup

Conducted Emission

Front



Side




Spurious Emission (Radiated)

Front



Rear



Module Worst Case Position
11b (Horizontal: Z-axis/ Vertical:Z-axis)
11g (Horizontal: Z-axis/ Vertical:X-axis)


X-axis



Y-axis



Z-axis



Antenna Worst Case Position
11b (Horizontal: X-axis/ Vertical:Y-axis)
11g (Horizontal: X-axis/ Vertical:Y-axis)

X-axis



Y-axis

