

APPENDIX 3: Photographs of test setup

Radiated Spurious Emission
(Below 1GHz)




Photo 1




Photo 2

UL Japan, Inc.

Ise EMC Lab.

4383-326 Asama-cho, Ise-shi, Mie-ken 516-0021 JAPAN

Telephone : +81 596 24 8999

Facsimile : +81 596 24 8124

Radiated Spurious Emission
(Above 1GHz)




Photo 1




Photo 2

Worst Case Position

Antenna (Nomal Position)


Module (Above 1GHz (Horizontal:X-axis/ Vertical:X-axis)

Module (Below 1GHz (Horizontal:Z-axis/ Vertical:Z-axis)

**Antenna
Nomal**



**Module
X-axis**



Y-axis



Z-axis



End of Report

UL Japan, Inc.

Ise EMC Lab.

4383-326 Asama-cho, Ise-shi, Mie-ken 516-0021 JAPAN

Telephone : +81 596 24 8999

Facsimile : +81 596 24 8124