

APPENDIX 3: Photographs of test setup

Radiated Spurious Emission
[PIFA Antenna]



Photo 1




Photo 2

UL Japan, Inc.
Ise EMC Lab.

4383-326 Asama-cho, Ise-shi, Mie-ken 516-0021 JAPAN


Telephone : +81 596 24 8999

Facsimile : +81 596 24 8124


Worst Case Position (Horizontal: X-axis/ Vertical:Y-axis)

[PIFA Antenna]


X-axis



Y-axis



Z-axis



Radiated Spurious Emission
[Slot Antenna]




Photo 1




Photo 2

UL Japan, Inc.
Ise EMC Lab.

4383-326 Asama-cho, Ise-shi, Mie-ken 516-0021 JAPAN

Telephone : +81 596 24 8999

Facsimile : +81 596 24 8124

Worst Case Position (Horizontal: Y-axis/ Vertical:X-axis)

[Slot Antenna]

X-axis



Y-axis



Z-axis



End of Report

UL Japan, Inc.
Ise EMC Lab.

4383-326 Asama-cho, Ise-shi, Mie-ken 516-0021 JAPAN

Telephone : +81 596 24 8999

Facsimile : +81 596 24 8124