

APPENDIX 3: Photographs of test setup

Conducted Emission




Photo 1




Photo 2

UL Japan, Inc.
Ise EMC Lab.

4383-326 Asama-cho, Ise-shi, Mie-ken 516-0021 JAPAN
Telephone : +81 596 24 8999
Facsimile : +81 596 24 8124

Radiated Spurious Emission



Photo 1




Photo 2

UL Japan, Inc.

Ise EMC Lab.

4383-326 Asama-cho, Ise-shi, Mie-ken 516-0021 JAPAN


Telephone : +81 596 24 8999

Facsimile : +81 596 24 8124

Worst Case Position

**Worst Antenna
Hori:X-1-axis / Vert:Y-1-axis**


X-axis



X-1-axis




Y-axis



Y-1-axis




Z-1-axis




Worst Case Position

**Worst Module
Hori:X-axis / Vert:X-axis**


X-axis



Y-axis



Z-axis



End of Report

UL Japan, Inc.
Ise EMC Lab.

4383-326 Asama-cho, Ise-shi, Mie-ken 516-0021 JAPAN

Telephone : +81 596 24 8999

Facsimile : +81 596 24 8124