



<b>FCC TEST REPORT</b> <b>FCC 47 CFR Part 15C</b> <b>ISED RSS-247</b> <b>Digital transmission systems operating within the 2400 – 2483.5 MHz band</b>	
<b>Report Reference No.</b> .....	G0M-1608-5788-TFC247BL_L-V02
<b>Testing Laboratory</b> .....	Eurofins Product Service GmbH
Address .....	Storkower Str. 38c 15526 Reichenwalde Germany
Accreditation .....	<div style="display: flex; justify-content: center; align-items: center;">   </div> <p style="text-align: center; font-size: small;"> A2LA Accredited Testing Laboratory, Certificate No.: 1983.01  FCC Filed Test Laboratory, Reg.-No.: 96970  ISED OATS Filing assigned code: 3470A </p>
<b>Applicant's name</b> .....	Schneider Schreibgeräte GmbH
Address .....	Unterm Dorf 184/1 78144 Schramberg GERMANY
<b>Test specification:</b>	
Standard.....	47 CFR Part 15C RSS-247, Issue 1, 2015-05
Test scope.....	complete Radio compliance test
<b>Equipment under test (EUT):</b>	
Product description	blukii module
Model No.	L
Additional Model(s)	None
Brand Name(s)	blukii
Hardware version	3.0
Firmware / Software version	None
	FCC-ID: A6C-104001                      IC: N/A
<b>Test result</b>	<b>Passed</b>

**Possible test case verdicts:**

- neither assessed nor tested ..... : N/N
- required by standard but not appl. to test object ..... : N/A
- required by standard but not tested ..... : N/T
- not required by standard for the test object ..... : N/R
- test object does meet the requirement ..... : P (Pass)
- test object does not meet the requirement ..... : F (Fail)

**Testing:**


Test Lab Temperature ..... : 20 – 23 °C


Test Lab Humidity ..... : 32 – 38 %

Date of receipt of test item ..... : 2016-10-04

Date (s) of performance of tests ..... : 2016-10-06 – 2016-10-14

Compiled by ..... : Wilfried Treffke

Tested by (+ signature) ..... : Sebastian Suckow   
 (Responsible for Test) .....

Approved by (+ signature) ..... : Christian Weber   
 (Head of Lab) .....

Date of issue ..... : 2016-11-18

Total number of pages ..... : 92

**General remarks:**

**The test results presented in this report relate only to the object tested.**  
**The results contained in this report reflect the results for this particular model and serial number. It is the responsibility of the manufacturer to ensure that all production models meet the intent of the requirements detailed within this report.**

This report shall not be reproduced, except in full, without the written approval of the Issuing testing laboratory.

**Additional comments:**

---

---

## Version History

Version	Issue Date	Remarks	Revised by
01	2016-10-28	Initial Release	
02	2016-11-18	FCC-ID corrected	C. Weber

## REPORT INDEX

<b>1</b>	<b>EQUIPMENT (TEST ITEM) DESCRIPTION</b>	<b>5</b>
1.1	Photos – Equipment External	6
1.2	Photos – Equipment internal	8
1.3	Photos – Test setup	10
1.4	Supporting Equipment Used During Testing	11
1.5	Test Modes	12
1.6	Test Equipment Used During Testing	13
1.7	Sample emission level calculation	15
<b>2</b>	<b>RESULT SUMMARY</b>	<b>16</b>
<b>3</b>	<b>TEST CONDITIONS AND RESULTS</b>	<b>17</b>
3.1	Test Conditions and Results – Occupied Bandwidth	17
3.2	Test Conditions and Results – 6 dB Bandwidth	21
3.3	Test Conditions and Results – Maximum peak conducted power	25
3.4	Test Conditions and Results – Power spectral density	27
3.5	Test Conditions and Results – AC power line conducted emissions	28
3.6	Test Conditions and Results – Band edge compliance	31
3.7	Test Conditions and Results – Conducted spurious emissions	34
3.8	Test Conditions and Results – Transmitter radiated emissions	38
3.9	Test Conditions and Results – Receiver radiated emissions	40
ANNEX A	Transmitter radiated spurious emissions	42
ANNEX C	Receiver radiated spurious emissions	81

## 1 Equipment (Test item) Description

<b>Description</b>	blukii module	
<b>Model</b>	L	
<b>Additional Model(s)</b>	None	
<b>Brand Name(s)</b>	blukii	
<b>Serial number</b>	None	
<b>Hardware version</b>	3.0	
<b>Software / Firmware version</b>	None	
<b>PMN</b>	N/A	
<b>HVIN</b>	L	
<b>FVIN</b>	N/A	
<b>HMN</b>	N/A	
<b>FCC ID</b>	A6C-104001	
<b>IC</b>	N/A	
<b>Equipment type</b>	End product	
<b>Radio type</b>	Transceiver	
<b>Radio technology</b>	Bluetooth 4.0 Low Energy	
<b>Operating frequency range</b>	2402 - 2480 MHz	
<b>Assigned frequency band</b>	2400 - 2483.5 MHz	
<b>Main test frequencies</b>	F <sub>LOW</sub>	2402 MHz
	F <sub>MID</sub>	2442 MHz
	F <sub>HIGH</sub>	2480 MHz
<b>Spreading</b>	Frequency Hopping	
<b>Modulations</b>	GFSK	
<b>Number of channels</b>	40	
<b>Channel spacing</b>	2MHz	
<b>Number of antennas</b>	1	
<b>Antenna</b>	Type	integrated
	Model	custom model
	Manufacturer	ProAnt
	Gain	+0.0 dBi (manufacturer declaration)
<b>Manufacturer</b>	Schneider Schreibgeräte GmbH Unterm Dorf 184/1 78144 Schramberg GERMANY	
<b>Power supply</b>	V <sub>NOM</sub>	3.0VDC
<b>AC/DC-Adaptor</b>	none	

#### 1.4 Supporting Equipment Used During Testing

Product Type*	Device	Manufacturer	Model No.	Comments
None				
<p><b>*Note:</b> Use the following abbreviations:</p> <p style="padding-left: 40px;">AE : Auxiliary/Associated Equipment, or</p> <p style="padding-left: 40px;">SIM : Simulator (Not Subjected to Test)</p> <p style="padding-left: 40px;">CABL : Connecting cables</p>				

**1.5 Test Modes**

Mode #	Description	
Transmit	General conditions:	EUT powered by full battery
	Radio conditions:	Mode = standalone transmit Spreading = Hopping stopped (single hopping channel) Modulation = GFSK Data rate = 1 Mbps Bandwidth = 2 MHz Duty cycle = 100 % Power level = Maximum
Receive	General conditions:	EUT powered by fully battery
	Radio conditions:	Mode = standalone receive (scan mode) Spreading = On Modulation = GFSK
AC-Powerline	General conditions:	EUT powered by commercial Laptop
	Radio conditions:	Mode = Transmit Spreading = On

**1.6 Test Equipment Used During Testing**

<b>Measurement Software</b>			
Description	Manufacturer	Name	Version
EMC Test Software	Dare Instruments	Radimation	2015.2.4

<b>Occupied Bandwidth</b>					
Description	Manufacturer	Model	Identifier	Cal. Date	Cal. Due
Spectrum Analyzer	R&S	FSW 43	EF00896	2016-05	2016-12

<b>6dB Bandwidth</b>					
Description	Manufacturer	Model	Identifier	Cal. Date	Cal. Due
Spectrum Analyzer	R&S	FSW 43	EF00896	2016-05	2016-12

<b>Maximum peak conducted power</b>					
Description	Manufacturer	Model	Identifier	Cal. Date	Cal. Due
Spectrum Analyzer	R&S	FSW 43	EF00896	2016-05	2016-12

<b>Power spectral density</b>					
Description	Manufacturer	Model	Identifier	Cal. Date	Cal. Due
Spectrum Analyzer	R&S	FSW 43	EF00896	2016-05	2016-12

<b>Band edge compliance</b>					
Description	Manufacturer	Model	Identifier	Cal. Date	Cal. Due
Spectrum Analyzer	R&S	FSW 43	EF00896	2016-05	2016-12

<b>Conducted spurious emissions</b>					
Description	Manufacturer	Model	Identifier	Cal. Date	Cal. Due
Spectrum Analyzer	R&S	FSW 43	EF00896	2016-05	2016-12

<b>Radiated spurious emissions</b>					
Description	Manufacturer	Model	Identifier	Cal. Date	Cal. Due
Semi-anechoic chamber	Frankonia	AC 1	EF00062	-	-
Spectrum Analyzer	R&S	FSIQ26	EF00242	2016-04	2017-04
Biconical Antenna	R&S	HK 116	EF00012	2016-05	2019-05
LPD Antenna	R&S	HL 223	EF00187	2016-05	2019-05
LPD Antenna	R&S	HL 025	EF00327	2015-10	2018-10

AC powerline conducted emissions					
Description	Manufacturer	Model	Identifier	Cal. Date	Cal. Due
AMN	R&S	ESH2-Z5	EF00182	2014-11	2016-11
EMI Test Receiver	R&S	ESCS 30	EF00295	2015-10	2016-10

## 1.7 Sample emission level calculation

The following is a description of terms and a sample calculation, as appears in the radiated emissions data table. The numbers used in the calculation are for example only. There is no direct correlation to the specific data taken for the product described in this document:

Reading:

This is the reading obtained on the spectrum analyzer in dB $\mu$ V. Any external preamplifiers used are taken into account through internal analyzer settings.

A.F.:

This is the antenna factor for the receiving antenna. It is a conversion factor, which converts electric fields strengths to voltages, which can be measured directly on the spectrum analyzer. It is treated as a loss in dB. Cable losses have been included with the A.F. to simplify the calculations. The antenna factor is used in calculations as follows:

$$\text{Reading on Analyzer (dB}\mu\text{V)} + \text{A.F. (dB)} = \text{Net field strength (dB}\mu\text{V/m)}$$

Net:

This is the net field strength measurement (as shown above).

Limit:

This is the FCC Class B radiated emission limit (in units of dB $\mu$ V/m). The FCC limits are given in units of  $\mu$ V/m. The following formula is used to convert the units of  $\mu$ V/m to dB $\mu$ V/m:

$$\text{Limit (dB}\mu\text{V/m)} = 20 * \log (\mu\text{V/m})$$

Margin:

This is the margin of compliance below the FCC limit. The units are given in dB. A negative margin indicates the emission was below the limit. A positive margin indicates that the emission exceeds the limit.

Example only:


$$\begin{array}{rclcl} \text{Reading} & + & \text{AF} & = & \text{Net Reading} & : & \text{Net reading - FCC limit} & = & \text{Margin} \\ 21.5 \text{ dB}\mu\text{V} & + & 26 \text{ dB} & = & 47.5 \text{ dB}\mu\text{V/m} & : & 47.5 \text{ dB}\mu\text{V/m} - 57.0 \text{ dB}\mu\text{V/m} & = & -9.5 \text{ dB} \end{array}$$

## 2 Result Summary

FCC 47 CFR Part 15C, ISED RSS-247				
Product Specific Standard Section	Requirement – Test	Reference Method	Result	Remarks
RSS-Gen 6.6	Occupied Bandwidth	ANSI C63.10	N/R	Informational only
FCC § 15.247(a)(2) ISED RSS-247 § 5.2	6dB Bandwidth	ANSI C63.10	PASS	
FCC § 15.247(b)(3) ISED RSS-247 § 5.4	Maximum peak conducted power	ANSI C63.10	PASS	
FCC § 15.247(e) ISED RSS-247 § 5.2	Power spectral density	ANSI C63.10	PASS	
47 CFR 15.207 ISED RSS-247 § 3.1	AC power line conducted emissions	ANSI C63.4	PASS	
FCC § 15.247(d) ISED RSS-247 § 5.5	Band edge compliance	ANSI C63.10	PASS	
FCC § 15.247(d) ISED RSS-247 § 5.5	Conducted spurious emissions	ANSI C63.10	PASS	
FCC § 15.247(d) FCC § 15.209 ISED RSS-247 § 5.5	Transmitter radiated spurious emissions	ANSI C63.10	PASS	
ISED RSS-247 § 3.1	Receiver radiated spurious emissions	ANSI C63.10	PASS	
<b>Remarks:</b>				

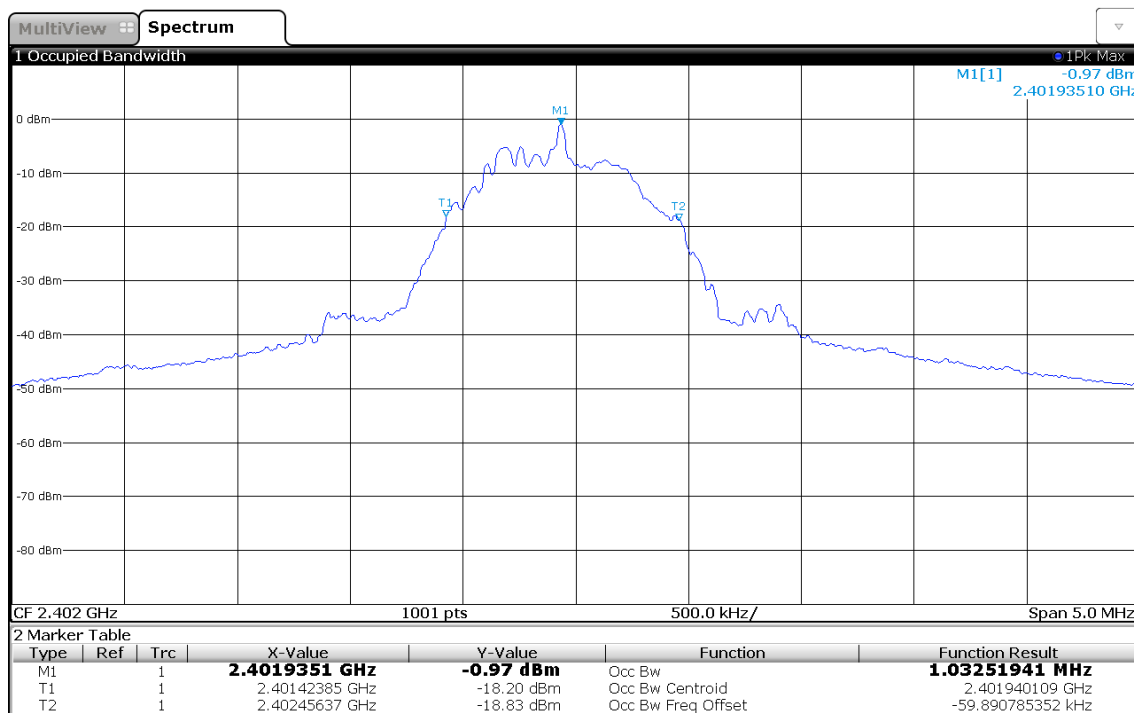
### 3 Test Conditions and Results

#### 3.1 Test Conditions and Results – Occupied Bandwidth

Occupied Bandwidth acc. to ISSED RSS-Gen		Verdict: PASS	
Test according to measurement reference	Reference Method		
	ANSI C63.10		
Test frequency range	Tested frequencies		
	$F_{\text{LOW}} / F_{\text{MID}} / F_{\text{HIGH}}$		
<b>Limits</b>			
None (Informational only)			
<b>Test setup</b>			
			
<b>Test procedure</b>			
<ol style="list-style-type: none"> <li>1. EUT set to test mode (Communication tester is used if needed)</li> <li>2. Span set to at least twice the emission spectrum</li> <li>3. Resolution bandwidth set to 1 % of span</li> <li>4. Occupied Bandwidth (99 %) measurement with spectrum analyzer built in measurement function</li> </ol>			
<b>Test results</b>			
Channel	Frequency [MHz]	Mode	Occupied Bandwidth [MHz]
$F_{\text{LOW}}$	2402	Transmit	1.032
$F_{\text{MID}}$	2440	Transmit	1.038
$F_{\text{HIGH}}$	2480	Transmit	1.044
Comments:			

**Occupied Bandwidth – F<sub>Low</sub>**
**Occupied Bandwidth**

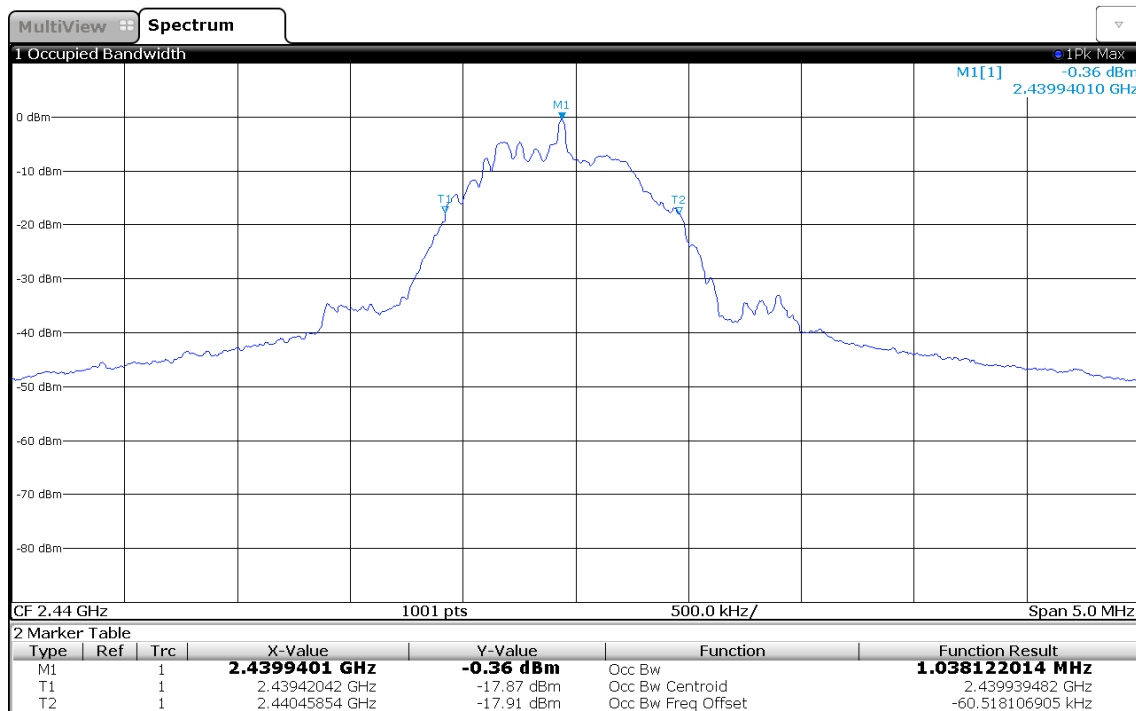
Project Number: GOM-1608-5788  
 Applicant: Schneider Schreibgeräte GmbH  
 Model Description: blukii module  
 Model: L (large)  
 Reference Standards: FCC 15.247, RSS-247  
 Reference Method: ANSI C63.10:2013, Section 6.9.3  
 Operational Mode: GFSK, Channel: 0, 2402 MHz  
 Operating Conditions: Tnom/Vnom  
 Operator: C. Weber  
 Test Site: Eurofins Product Service GmbH  
 Test Date: 2016-10-10  
 Occupied Bandwidth [MHz]: 1.032



13:09:29 10.10.2016

**Occupied Bandwidth – F<sub>MID</sub>**
**Occupied Bandwidth**

Project Number: GOM-1608-5788  
 Applicant: Schneider Schreibgeräte GmbH  
 Model Description: blukii module  
 Model: L (large)  
 Reference Standards: FCC 15.247, RSS-247  
 Reference Method: ANSI C63.10:2013, Section 6.9.3  
 Operational Mode: GFSK, Channel: 19, 2440 MHz  
 Operating Conditions: Tnom/Vnom  
 Operator: C. Weber  
 Test Site: Eurofins Product Service GmbH  
 Test Date: 2016-10-10  
 Occupied Bandwidth [MHz]: 1.038

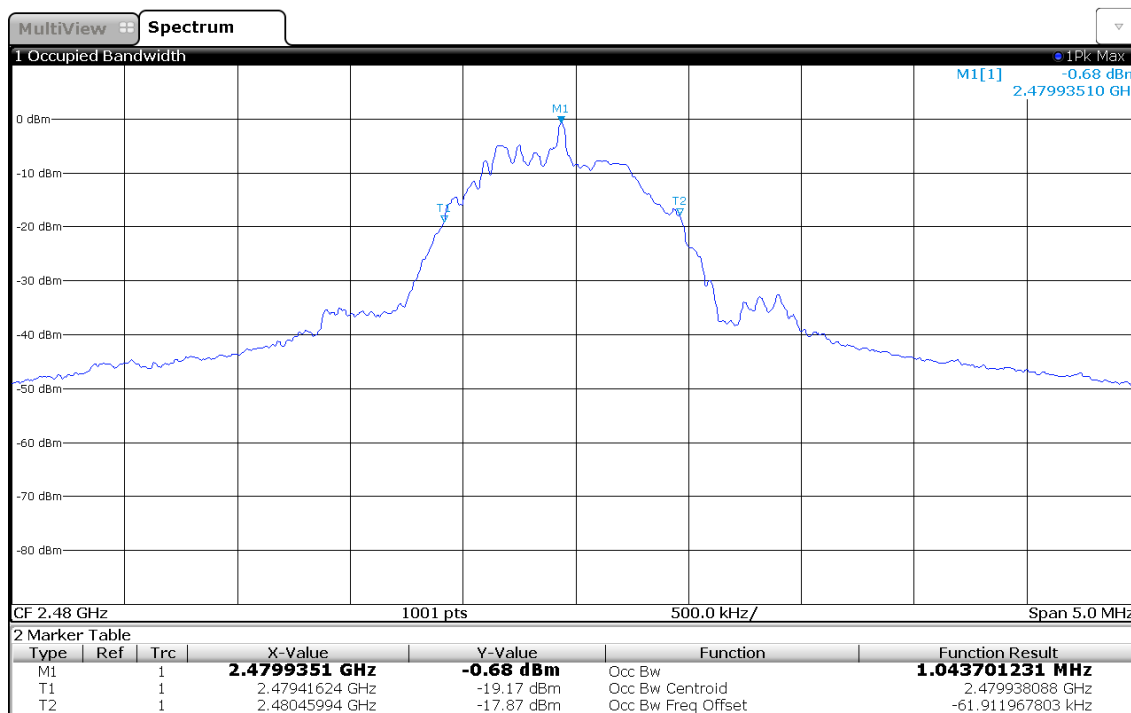


13:06:32 10.10.2016

Occupied Bandwidth – F<sub>HIGH</sub>


Occupied Bandwidth

Project Number: GOM-1608-5788  
 Applicant: Schneider Schreibgeräte GmbH  
 Model Description: blukii module  
 Model: L (large)  
 Reference Standards: FCC 15.247, RSS-247  
 Reference Method: ANSI C63.10:2013, Section 6.9.3  
 Operational Mode: GFSK, Channel: 39, 2480 MHz  
 Operating Conditions: Tnom/Vnom  
 Operator: C. Weber  
 Test Site: Eurofins Product Service GmbH  
 Test Date: 2016-10-10  
 Occupied Bandwidth [MHz]: 1.044



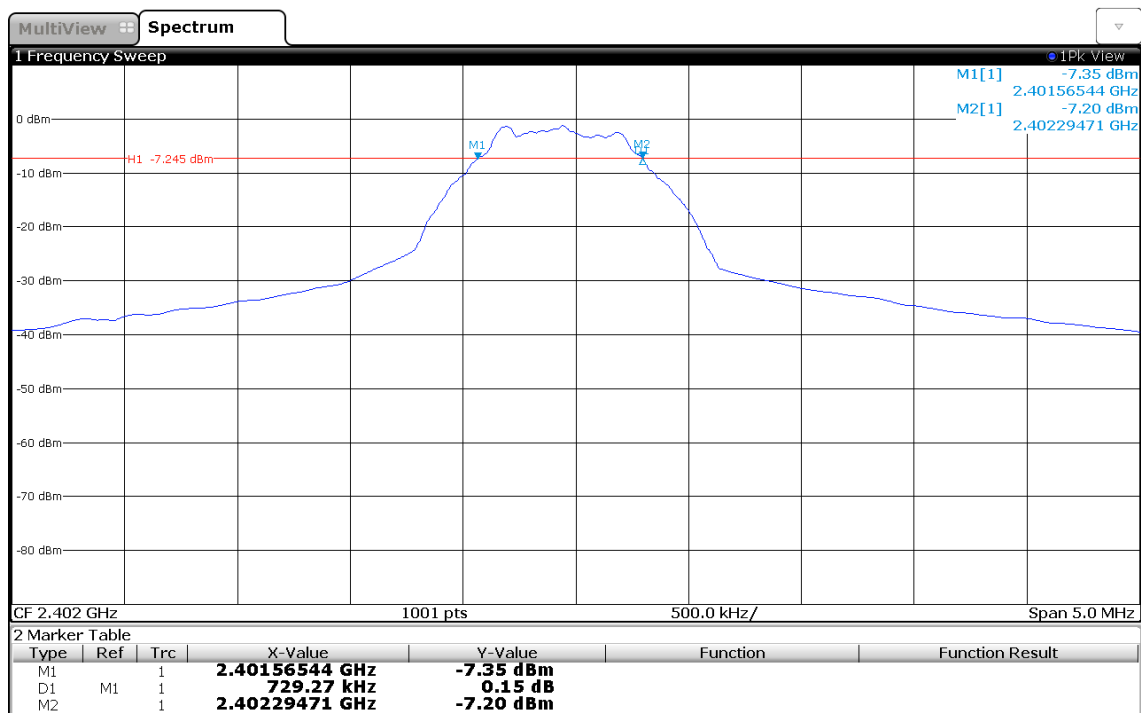
12:30:57 10.10.2016

**3.2 Test Conditions and Results – 6 dB Bandwidth**

<b>6dB Bandwidth acc. to FCC 15.247 / ISED RSS-247</b>				<b>Verdict: PASS</b>	
EUT requirement rule parts and clause	Reference				
	FCC 15.247(a)(2) / ISED RSS-247 5.2				
Test according to measurement reference	Reference Method				
	ANSI C63.10				
Test frequency range	Tested frequencies				
	$F_{LOW} / F_{MID} / F_{HIGH}$				
<b>Limits</b>					
Limit					
≥ 500kHz					
<b>Test setup</b>					
 <pre> graph LR     SA[Spectrum Analyzer] --- EUT[EUT]             </pre>					
<b>Test procedure</b>					
<ol style="list-style-type: none"> <li>1. EUT set to test mode</li> <li>2. Span set to at least twice the emission spectrum</li> <li>3. Detector set to peak and max hold and RBW is set to 100 kHz</li> <li>4. Envelope peak value of emission spectrum is selected</li> <li>5. Marker on envelope of spectrum is set to level of -6 dB to the left of the peak</li> <li>6. Marker on envelope of spectrum is set to level of -6 dB to the right of the peak</li> <li>7. 6 dB Bandwidth is determined by marker frequency separation</li> </ol>					
<b>Test results</b>					
Channel	Frequency [MHz]	Mode	6 dB Bandwidth [kHz]	Limit [kHz]	Result
$F_{LOW}$	2402	Transmit	729	500	PASS
$F_{MID}$	2440	Transmit	694	500	PASS
$F_{HIGH}$	2480	Transmit	709	500	PASS
Comments:					

**6 dB Bandwidth – F<sub>Low</sub>**
**DTS (6 dB) Bandwidth**

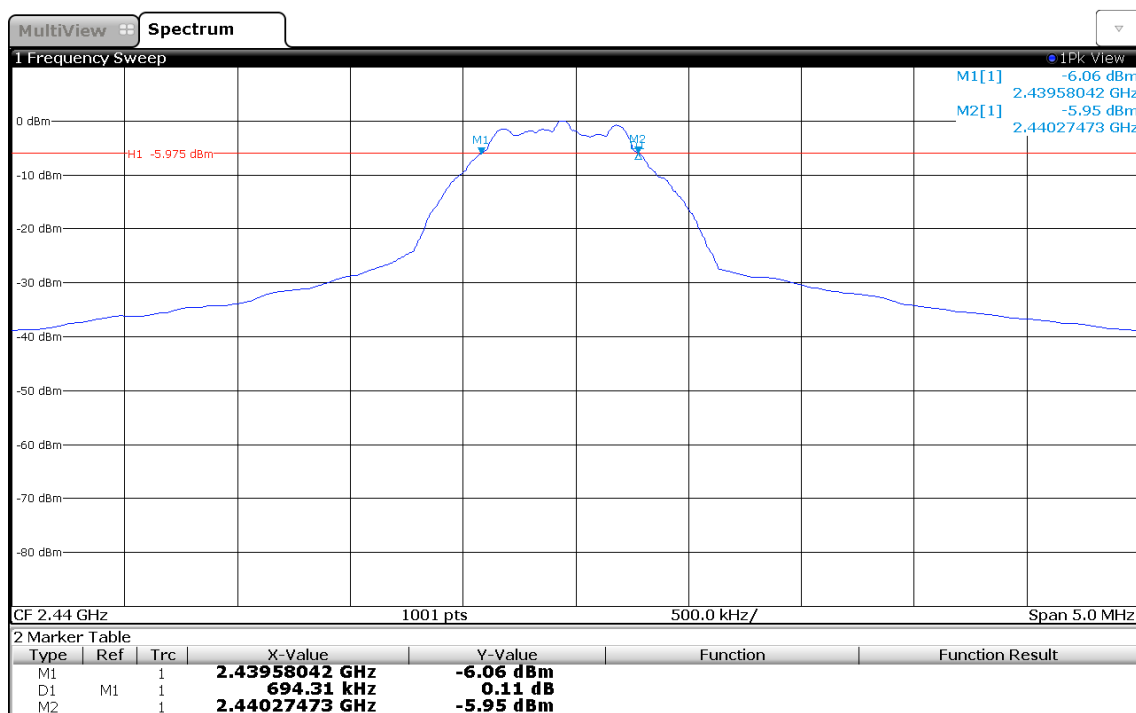
Project Number: G0M-1608-5788  
 Applicant: Schneider Schreibgeräte GmbH  
 Model Description: blukii module  
 Model: L (large)  
 Reference Standards: FCC 15.247, RSS-247  
 Reference Method: ANSI C63.10:2013, Section 11.8.1 Option 1  
 Operational Mode: GFSK, Channel: 0, 2402 MHz  
 Operating Conditions: T<sub>nom</sub>/V<sub>nom</sub>  
 Operator: C. Weber  
 Test Site: Eurofins Product Service GmbH  
 Test Date: 2016-10-10  
 Lower Frequency [MHz]: 2401.565  
 Upper Frequency [MHz]: 2402.295  
 6 dB Bandwidth [kHz]: 729



13:10:20 10.10.2016

**6 dB Bandwidth – F<sub>MD</sub>**
**DTS (6 dB) Bandwidth**

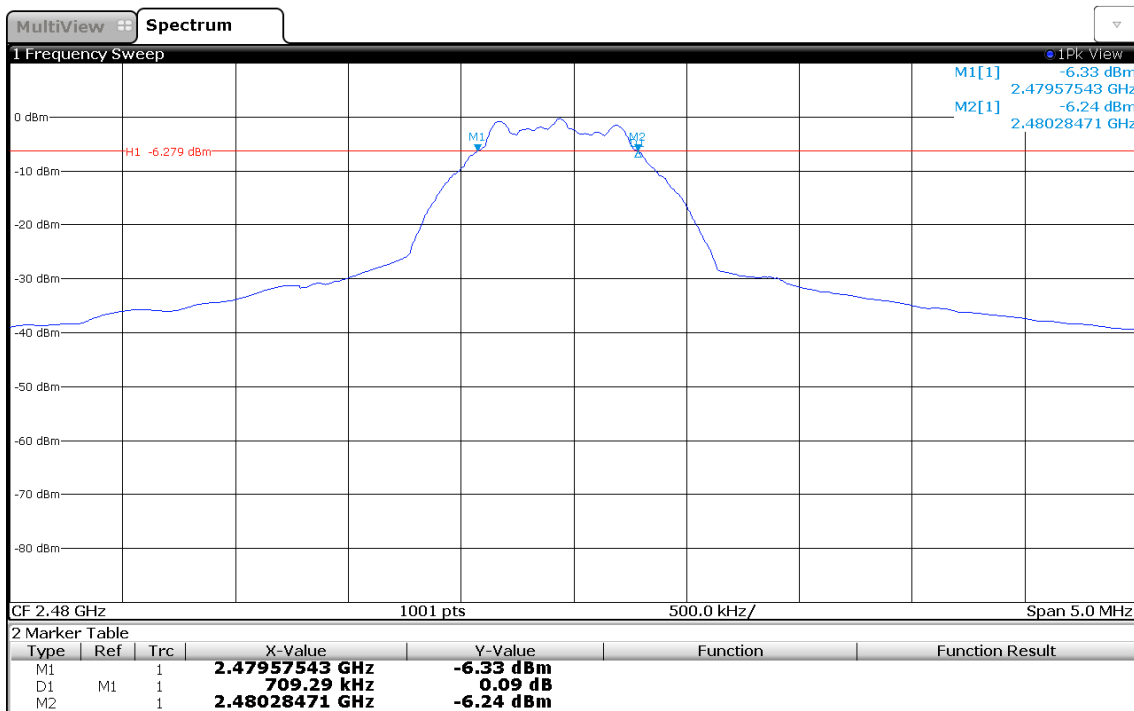
Project Number: G0M-1608-5788  
 Applicant: Schneider Schreibgeräte GmbH  
 Model Description: blukii module  
 Model: L (large)  
 Reference Standards: FCC 15.247, RSS-247  
 Reference Method: ANSI C63.10:2013, Section 11.8.1 Option 1  
 Operational Mode: GFSK, Channel: 19, 2440 MHz  
 Operating Conditions: T<sub>nom</sub>/V<sub>nom</sub>  
 Operator: C. Weber  
 Test Site: Eurofins Product Service GmbH  
 Test Date: 2016-10-10  
 Lower Frequency [MHz]: 2439.580  
 Upper Frequency [MHz]: 2440.275  
 6 dB Bandwidth [kHz]: 694



13:05:35 10.10.2016

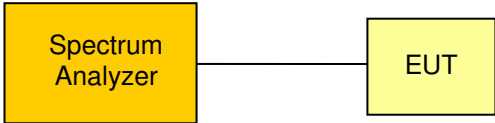
**6 dB Bandwidth – F<sub>HIGH</sub>**
**DTS (6 dB) Bandwidth**

Project Number: G0M-1608-5788  
 Applicant: Schneider Schreibgeräte GmbH  
 Model Description: blukii module  
 Model: L (large)  
 Reference Standards: FCC 15.247, RSS-247  
 Reference Method: ANSI C63.10:2013, Section 11.8.1 Option 1  
 Operational Mode: GFSK, Channel: 39, 2480 MHz  
 Operating Conditions: T<sub>nom</sub>/V<sub>nom</sub>  
 Operator: C. Weber  
 Test Site: Eurofins Product Service GmbH  
 Test Date: 2016-10-10  
 Lower Frequency [MHz]: 2479.575  
 Upper Frequency [MHz]: 2480.285  
 6 dB Bandwidth [kHz]: 709




12:30:09 10.10.2016

**3.3 Test Conditions and Results – Maximum peak conducted power**

<b>Maximum peak conducted power acc. to FCC 15.247 / ISED RSS-247</b>		<b>Verdict: PASS</b>
EUT requirement rule parts and clause	Reference	
	FCC 15.247(b)(3) / ISED RSS-247 5.4	
Test according to measurement reference	Reference Method	
	ANSI C63.10	
Test frequency range	Tested frequencies	
	$F_{\text{LOW}} / F_{\text{MID}} / F_{\text{HIGH}}$	
Measurement mode	Peak	
Maximum antenna gain	0.0 dBi $\Rightarrow$ Limit correction = 0 dB	
<b>Limits</b>		
1 W (30 dBm)		
The conducted output power limit specified above is based on the use of antennas with directional gains that do not exceed 6 dBi. If transmitting antennas of directional gain greater than 6 dBi are used, the conducted output power from the intentional radiator shall be reduced below the stated values in the table, as appropriate, by the amount in dB that the directional gain of the antenna exceeds 6 dBi.		
<b>Test setup</b>		
 <pre> graph LR     SA[Spectrum Analyzer] --- EUT[EUT]             </pre>		
<b>Test procedure</b>		
<ol style="list-style-type: none"> <li>1. EUT set to test mode (Communication tester is used if needed)</li> <li>2. Center frequency set to test channel center frequency</li> <li>3. Span set to twice the 20 dB bandwidth and detector to peak and max hold</li> <li>4. Resolution bandwidth is set to 3 MHz</li> <li>5. Peak conducted power is determined from peak of spectrum envelope</li> </ol>		

Test results							
Channel	Frequency [MHz]	Voltage	Mode	Peak power [dbm]	Peak power [W]	Limit [dBm]	Margin [dB]
F <sub>LOW</sub>	2402	V <sub>nom</sub> = 3.0V	Transmit	-0.101	0.0010	30	-30.10
F <sub>MID</sub>	2440	V <sub>nom</sub> = 3.0V	Transmit	0.615	0.0012	30	-29.39
F <sub>HIGH</sub>	2480	V <sub>nom</sub> = 3.0V	Transmit	0.177	0.0010	30	-29.82
Comment:							

**3.4 Test Conditions and Results – Power spectral density**

<b>Power spectral density acc. to FCC 15.247 / ISED RSS-247</b>				<b>Verdict: PASS</b>		
EUT requirement rule parts and clause		Reference				
		FCC 15.247(e) / ISED RSS-247 5.2				
Test according to measurement reference		Reference Method				
		ANSI C63.10				
Test frequency range		Tested frequencies				
		$F_{LOW} / F_{MID} / F_{HIGH}$				
Measurement mode		Peak				
<b>Limits</b>						
8 dBm / 3 kHz						
<b>Test setup</b>						
 <pre> graph LR     SA[Spectrum Analyzer] --- EUT[EUT]             </pre>						
<b>Test procedure</b>						
<ol style="list-style-type: none"> <li>1. EUT set to test mode (Communication tester is used if needed)</li> <li>2. Center frequency set to test channel center frequency</li> <li>3. Span is set large enough to capture maximum emissions in passband, RBW is set to 3kHz</li> <li>4. Peak power density is determined from peak emission of envelope</li> </ol>						
<b>Test results</b>						
Channel	Frequency [MHz]	Test mode	Peak frequency [MHz]	Peak power density [dBm]	Limit [dBm/3kHz]	Margin [dB]
$F_{LOW}$	2402	Transmit	2401.937	-0.122	8.0	-08.12
$F_{MID}$	2440	Transmit	2439.937	0.613	8.0	-07.39
$F_{HIGH}$	2480	Transmit	2479.943	0.228	8.0	-07.77
Comments: RBW=100 kHz						

**3.5 Test Conditions and Results – AC power line conducted emissions**

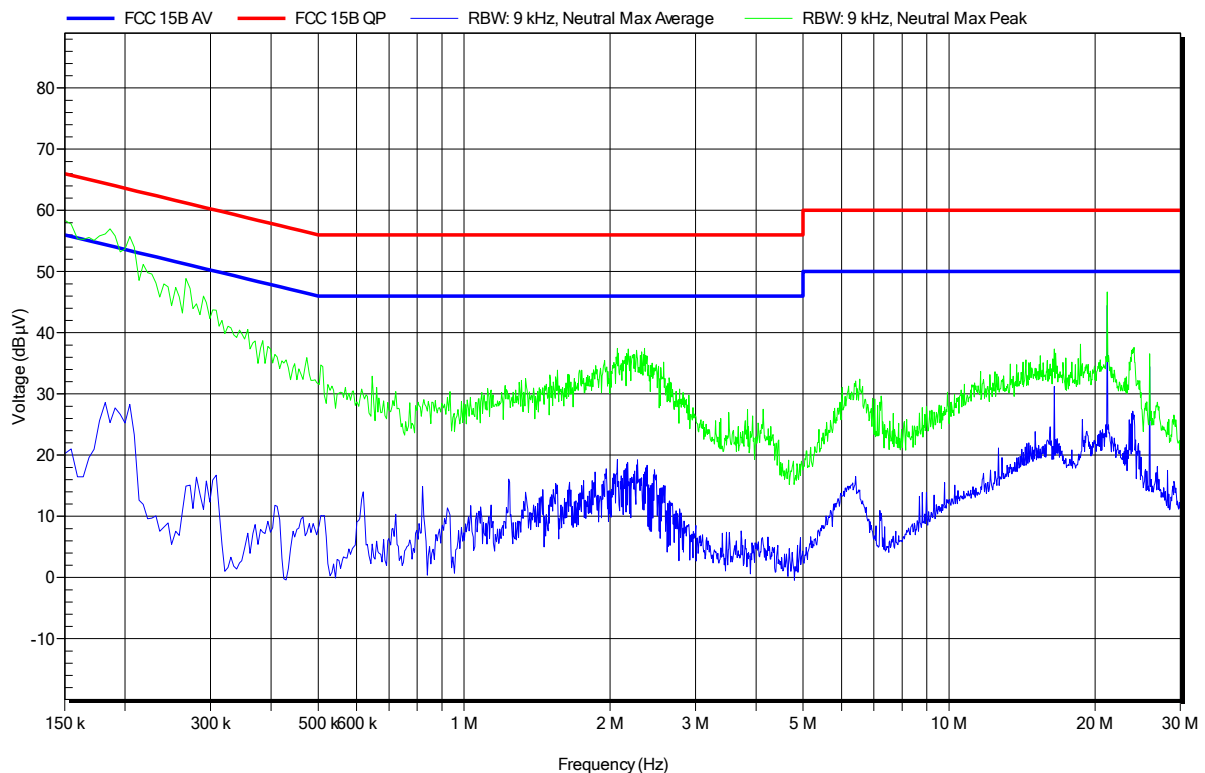
<b>Power line conducted emissions acc. to FCC 47 CFR 15.207 / ISED RSS-Gen</b>		<b>Verdict: PASS</b>		
Test according referenced standards	Reference Method			
	ANSI C63.4			
Fully configured sample scanned over the following frequency range	Frequency range			
	0.15 MHz to 30 MHz			
Points of Application	Application Interface			
AC Mains	LISN			
EUT test mode	AC power line			
<b>Limits and results</b>				
Frequency [MHz]	Quasi-Peak [dB $\mu$ V]	Result	Average [dB $\mu$ V]	Result
0.15 to 5	66 to 56*	PASS	56 to 46*	PASS
0.5 to 5	56	PASS	46	PASS
5 to 30	60	PASS	50	PASS
Comments:				
* Limit decreases linearly with the logarithm of the frequency.				

**Conducted Emissions 1**
**EMI voltage test in the ac-mains according to FCC 15B**

Project number: G0M-1608-5788

Applicant:	Schneider Schreibgeräte GmbH
EUT Name:	blukii module
Model:	L (large)
Test Site:	Eurofins Product Service GmbH
Operator:	Mr. Suckow
Test Conditions:	Tnom: 20°C, Unom: 120 VAC
LISN:	ESH2-Z5 N
Mode:	BTLE 2402 MHz Phase N
Test Date:	2016-10-17
Note:	

Index 23

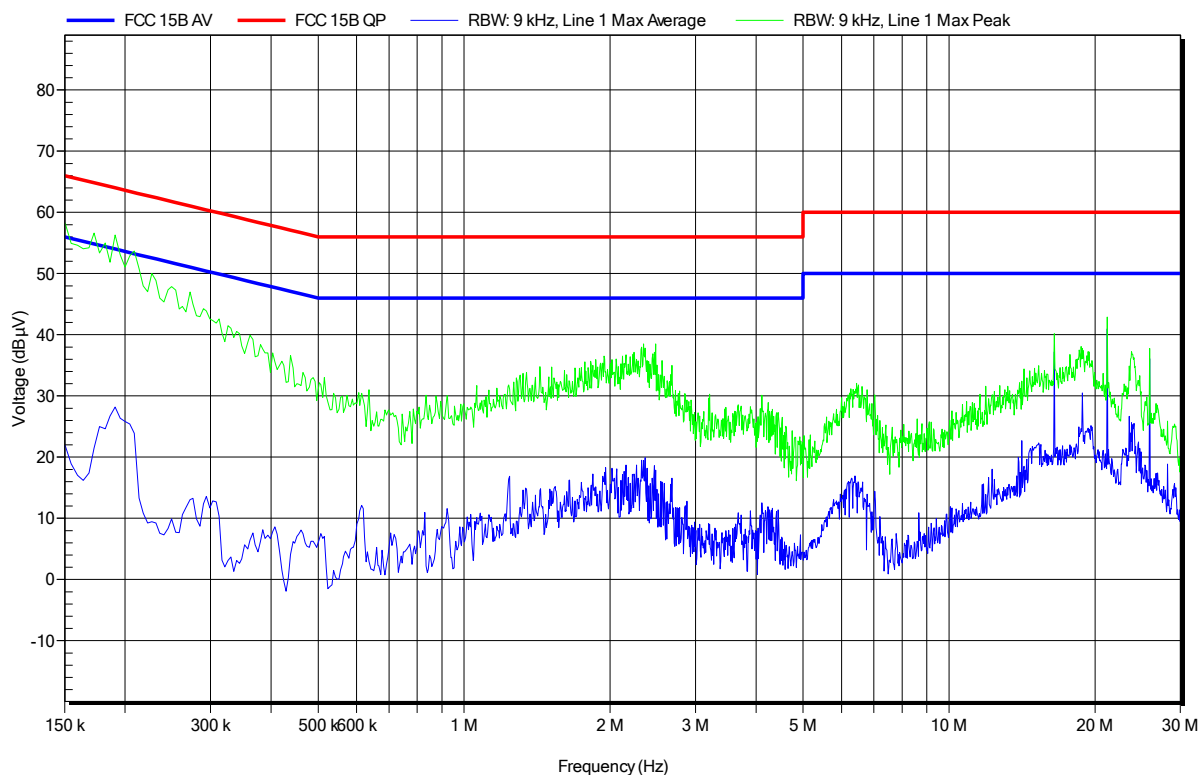


**Conducted Emissions 2**
**EMI voltage test in the ac-mains according to FCC 15B**

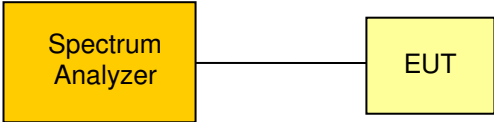
Project number: G0M-1608-5788

Applicant:	Schneider Schreibgeräte GmbH
EUT Name:	blukii module
Model:	L (large)
Test Site:	Eurofins Product Service GmbH
Operator:	Mr. Suckow
Test Conditions:	Tnom: 20°C, Unom: 120 VAC
LISN:	ESH2-Z5 L
Mode:	BTLE 2402 MHz Phase L
Test Date:	2016-10-17
Note:	

Index 24

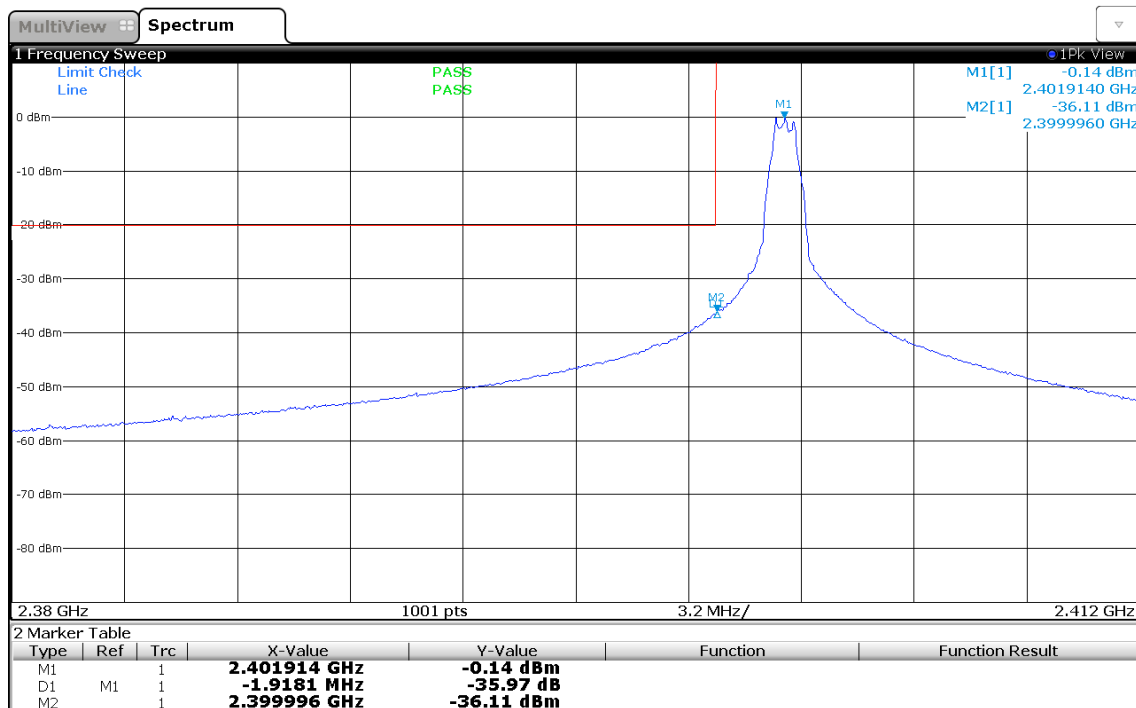


**3.6 Test Conditions and Results – Band edge compliance**

<b>Band-edge compliance acc. to FCC 15.247 / ISED RSS-247</b>				<b>Verdict: PASS</b>	
EUT requirement rule parts and clause	Reference				
	FCC 15.247(d) / ISED RSS-247 5.5				
Test according to measurement reference	Reference Method				
	ANSI C63.10				
Test frequency range	Tested frequencies				
	F <sub>LOW</sub> / F <sub>HIGH</sub>				
Measurement mode	Peak				
<b>Limits</b>					
Limit			Condition		
≤ -20 dB / 100 kHz			Power measurement detector = Peak		
≤ -30 dB / 100 kHz			Power measurement detector = RMS		
<b>Test setup</b>					
					
<b>Test procedure</b>					
<ol style="list-style-type: none"> <li>1. EUT set to test mode (Communication tester is used if needed)</li> <li>2. Span set around lower band edge and detector is set to peak and max hold</li> <li>3. Resolution bandwidth is set to 100 kHz</li> <li>4. Markers are set to peak emission levels within frequency band and outside frequency band</li> <li>5. Band edge attenuation is determined from level difference</li> </ol>					
<b>Test results</b>					
Channel	Frequency [MHz]	Mode	Level [dBc]	Limit [dBc]	Margin [dB]
F <sub>LOW</sub>	2402	Transmit	-35.97	-20	-15.97
F <sub>HIGH</sub>	2480	Transmit	-41.93	-20	-21.93
Comments:					

**Band-edge compliance – Lower Edge**
**Band-edge Compliance**

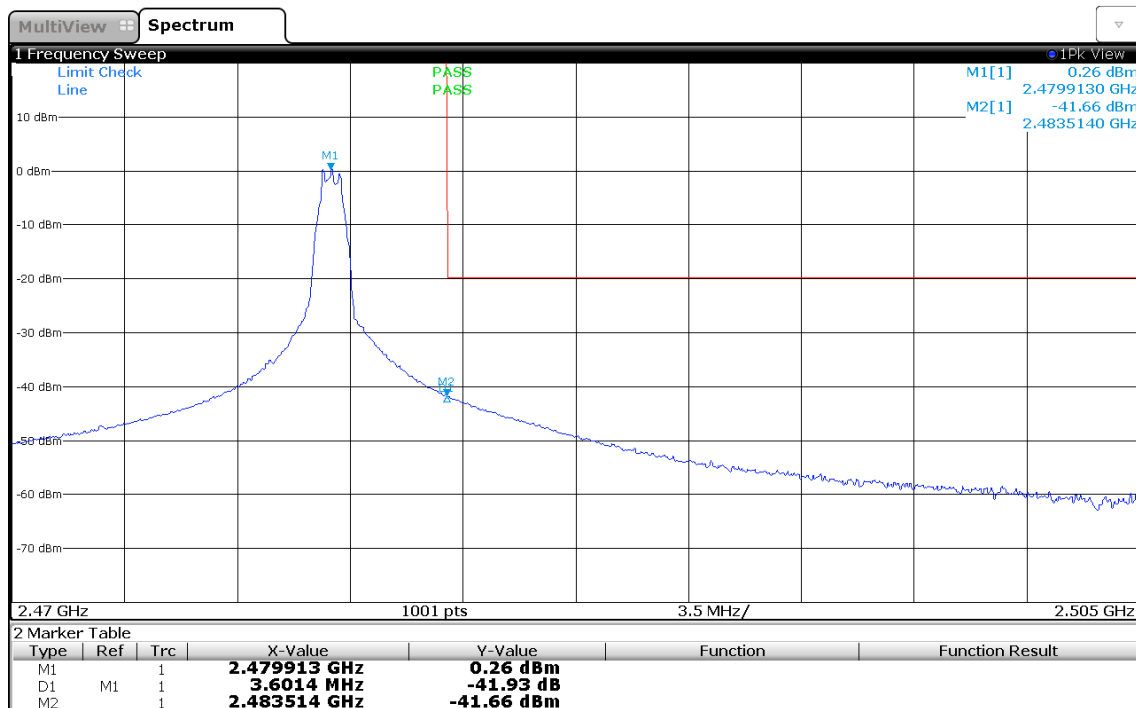
Project Number: G0M-1608-5788  
 Applicant: Schneider Schreibgeräte GmbH  
 Model Description: blukii module  
 Model: L (large)  
 Reference Standards: FCC 15.247, RSS-247  
 Reference Method: ANSI C63.10:2013, Section 11.11  
 Operational Mode: GFSK, Channel: 0, 2402 MHz  
 Operating Conditions: Tnom/Vnom  
 Operator: C. Weber  
 Test Site: Eurofins Product Service GmbH  
 Test Date: 2016-10-10  
 Band-edge: Lower  
 In-band Frequency [MHz]: 2401.914  
 Max. in-band Level [dBm/100 kHz]: -0.138  
 Out-of-band Frequency [MHz]: 2399.996  
 Max. out-of-band Level [dBm/100 kHz]: -36.107  
 Attenuation [dB]: -35.97



13:11:26 10.10.2016

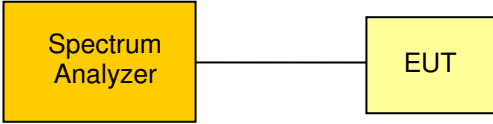
**Band-edge compliance – Upper Edge**
**Band-edge Compliance**

Project Number: G0M-1608-5788  
 Applicant: Schneider Schreibgeräte GmbH  
 Model Description: blukii module  
 Model: L (large)  
 Test Sample ID:  
 Reference Standards: FCC 15.247, RSS-247  
 Reference Method: ANSI C63.10:2013, Section 11.11  
 Operational Mode: GFSK, Channel: 39, 2480 MHz  
 Operating Conditions: Tnom/Vnom  
 Operator: C. Weber  
 Test Site: Eurofins Product Service GmbH  
 Test Date: 2016-10-10  
 Band-edge: Upper  
 In-band Frequency [MHz]: 2479.913  
 Max. in-band Level [dBm/100 kHz]: 0.265  
 Out-of-band Frequency [MHz]: 2483.514  
 Max. out-of-band Level [dBm/100 kHz]: -41.662  
 Attenuation [dB]: -41.93



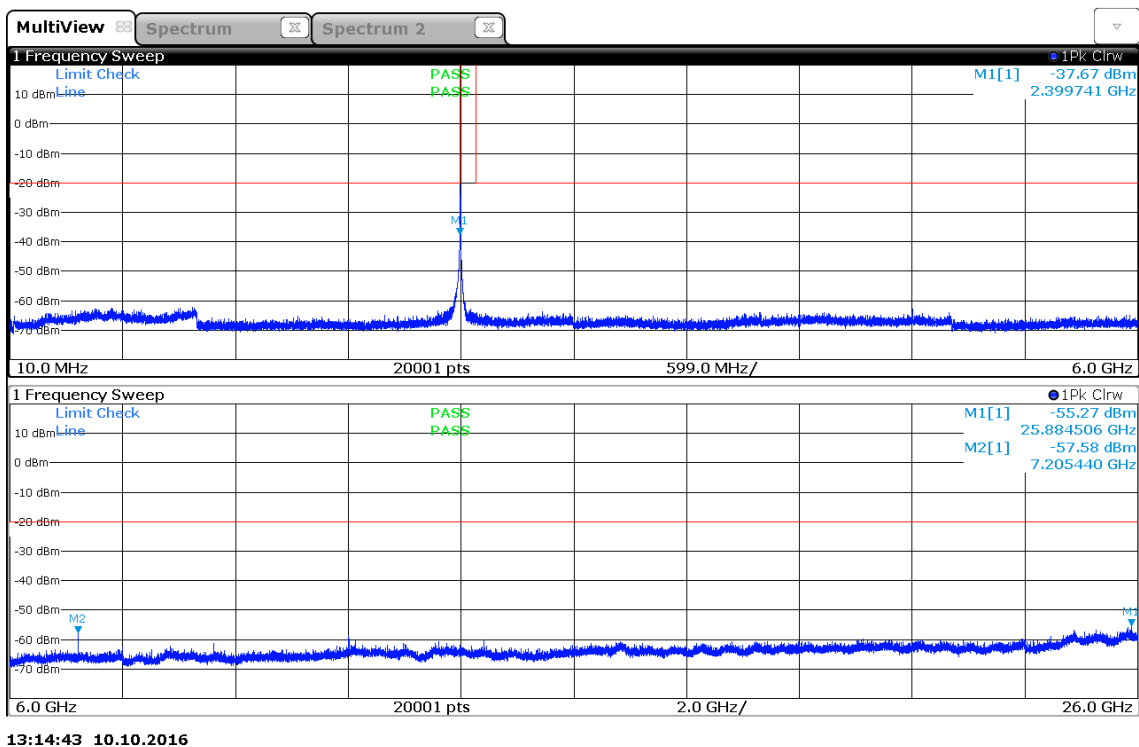
12:57:59 10.10.2016

**3.7 Test Conditions and Results – Conducted spurious emissions**

<b>Conducted spurious emissions acc. to FCC 15.247 / ISED RSS-247</b>		<b>Verdict: PASS</b>					
EUT requirement rule parts and clause	Reference						
	FCC 15.247(d) / ISED RSS-247 5.5						
Test according to measurement reference	Reference Method						
	ANSI C63.10						
Test frequency range	Tested frequencies						
	10 MHz – 10 <sup>th</sup> Harmonic						
Measurement mode	Peak						
<b>Limits</b>							
Limit	Condition						
≤ -20 dB / 100 kHz	Peak power measurement detector = Peak						
≤ -30 dB / 100 kHz	Peak power measurement detector = RMS						
<b>Test setup</b>							
							
<b>Test procedure</b>							
<ol style="list-style-type: none"> <li>1. EUT set to test mode (Communication tester is used if needed)</li> <li>2. Span it set according to measurement range</li> <li>3. Resolution bandwidth is set to 100 kHz and detector to peak and max hold</li> <li>4. Markers are set to peak emission levels within frequency band</li> <li>5. Emission level is determined by second marker on emission peak</li> <li>6. Attenuation is determined from level difference</li> </ol>							
<b>Test results</b>							
Channel	Frequency [MHz]	Mode	Emission [MHz]	Emission Level [dbm]	Peak power [dBm]	Limit [dBm]	Margin [dB]
F <sub>LOW</sub>	2402		no significant spurious emissions				
F <sub>MID</sub>	2440		no significant spurious emissions				
F <sub>HIGH</sub>	2480		no significant spurious emissions				
Comments:							

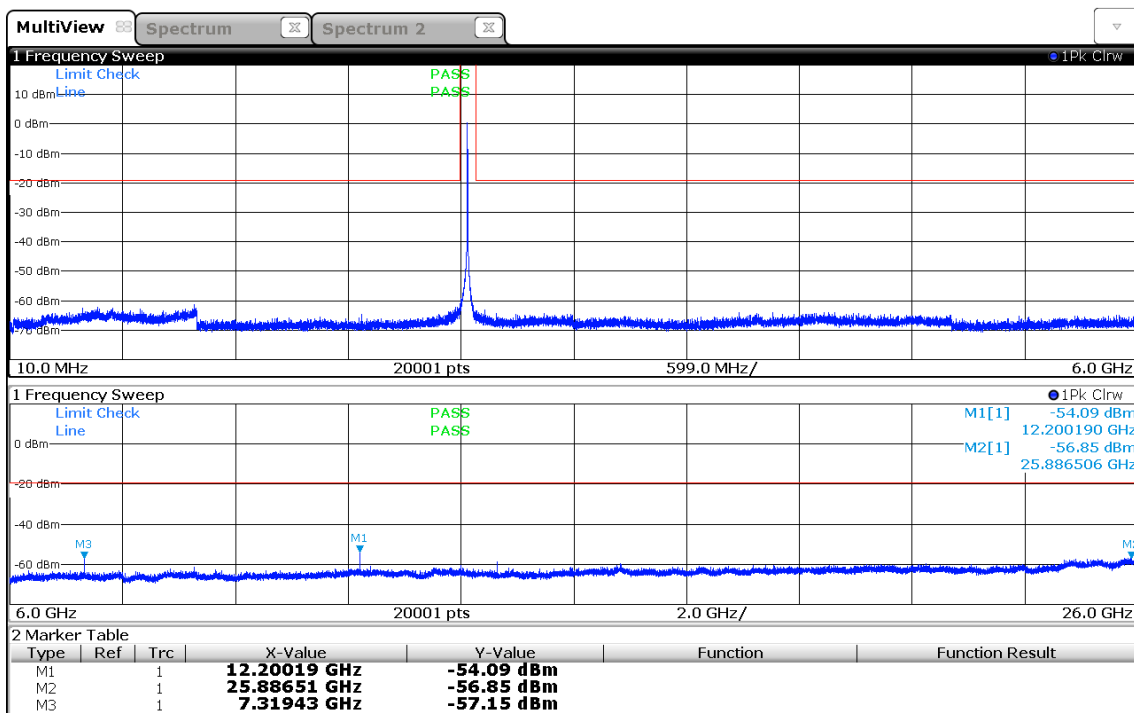
**Conducted spurious emissions – F<sub>Low</sub>**
**Conducted Spurious Emissions**

Project Number:	G0M-1608-5788
Applicant	Schneider Schreibgeräte GmbH
Model Description	blukii module
Model:	L (large)
Reference Standards:	FCC 15.247, RSS-247
Reference Method:	ANSI C63.10:2013, Section 11.11
Operational Mode:	GFSK, Channel: 0, 2402 MHz
Operating Conditions:	Tnom/Vnom
Operator:	C. Weber
Test Site:	Eurofins Product Service GmbH
Test Date:	2016-10-10
Max. in-band Frequency [MHz]:	2401.9
Max. in-band Level [dBm/100 kHz]:	-0.1
Out-of-band Limit [dBm/100 kHz]:	-20.1



**Conducted spurious emissions – F<sub>MID</sub>**
**Conducted Spurious Emissions**

Project Number: G0M-1608-5788  
 Applicant: Schneider Schreibgeräte GmbH  
 Model Description: blukii module  
 Model: L (large)  
 Reference Standards: FCC 15.247, RSS-247  
 Reference Method: ANSI C63.10:2013, Section 11.11  
 Operational Mode: GFSK, Channel: 19, 2440 MHz  
 Operating Conditions: Tnom/Vnom  
 Operator: C. Weber  
 Test Site: Eurofins Product Service GmbH  
 Test Date: 2016-10-10  
 Max. in-band Frequency [MHz]: 2439.9  
 Max. in-band Level [dBm/100 kHz]: 0.7  
 Out-of-band Limit [dBm/100 kHz]: -19.3

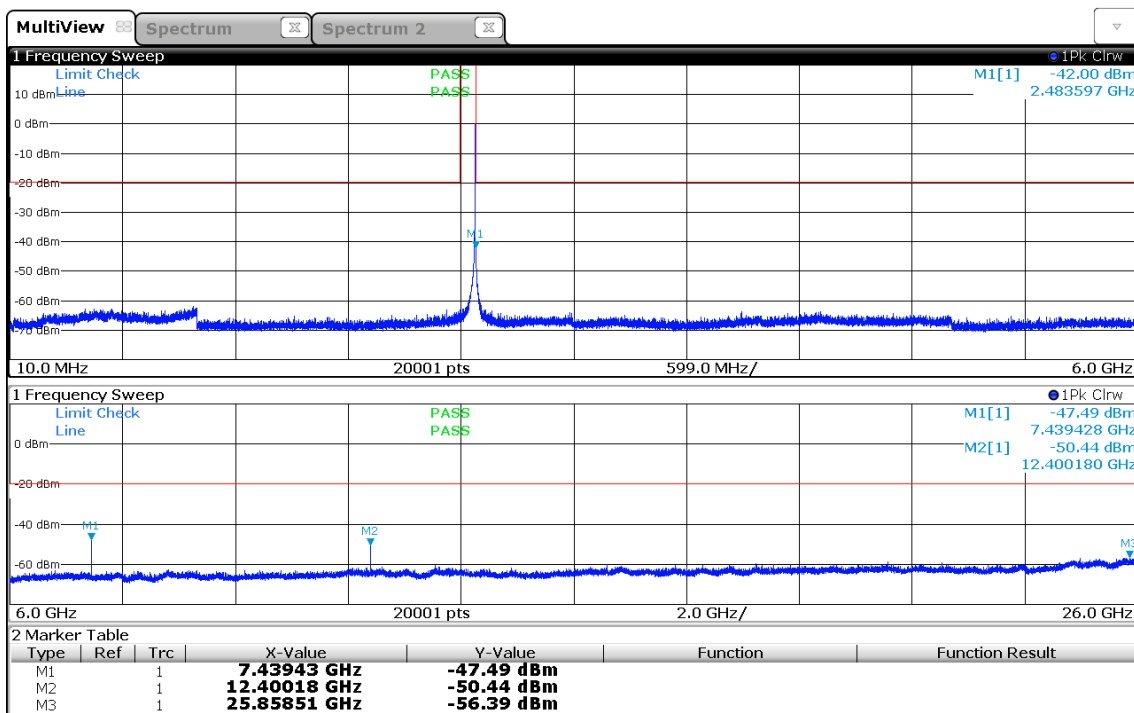


13:04:48 10.10.2016

Conducted spurious emissions – F<sub>HIGH</sub>

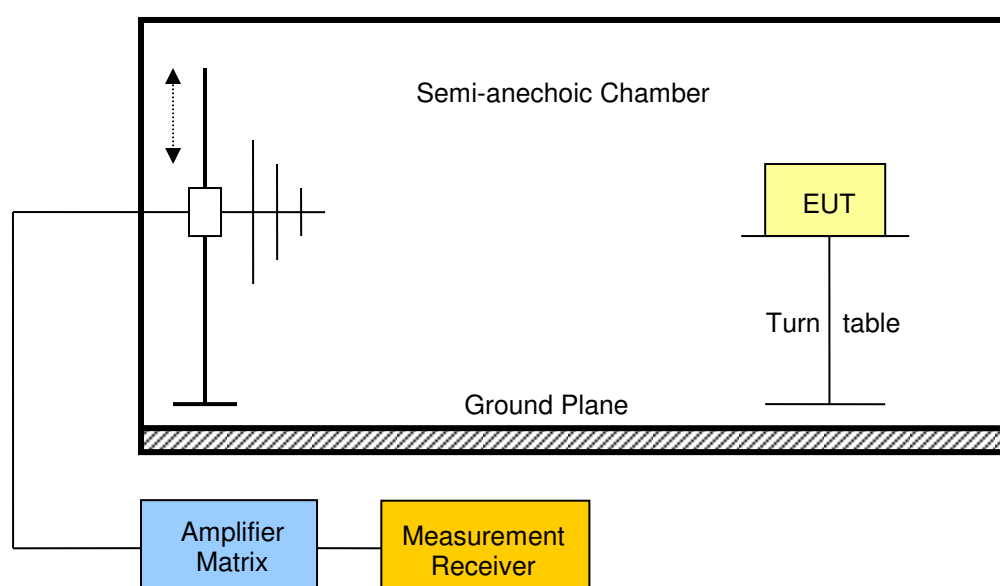
Conducted Spurious Emissions

Project Number: G0M-1608-5788  
 Applicant: Schneider Schreibgeräte GmbH  
 Model Description: blukii module  
 Model: L (large)  
 Reference Standards: FCC 15.247, RSS-247  
 Reference Method: ANSI C63.10:2013, Section 11.11  
 Operational Mode: GFSK, Channel: 39, 2480 MHz  
 Operating Conditions: T<sub>nom</sub>/V<sub>nom</sub>  
 Operator: C. Weber  
 Test Site: Eurofins Product Service GmbH  
 Test Date: 2016-10-10  
 Max. in-band Frequency [MHz]: 2479.9  
 Max. in-band Level [dBm/100 kHz]: 0.3  
 Out-of-band Limit [dBm/100 kHz]: -19.7



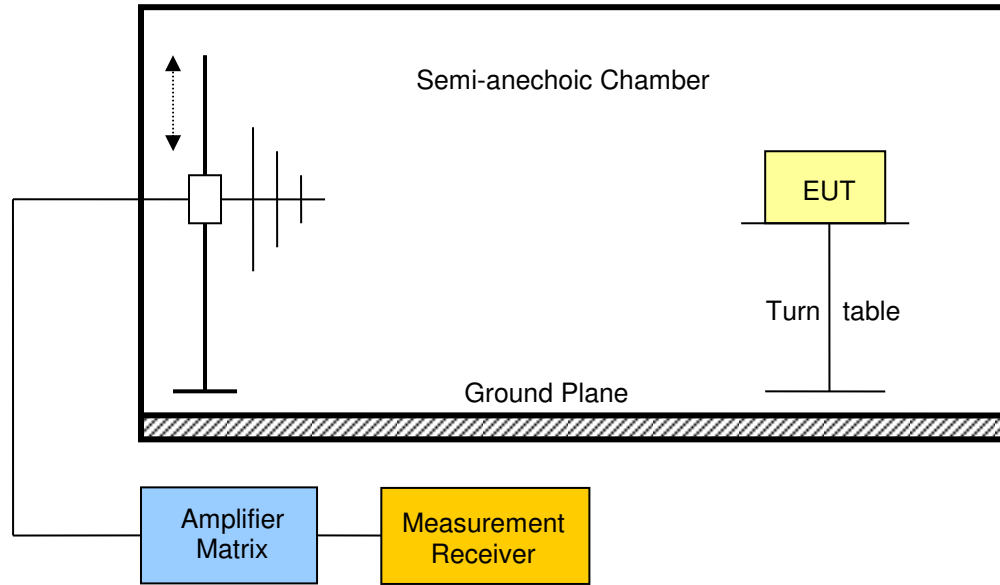
13:01:18 10.10.2016

3.8 Test Conditions and Results – Transmitter radiated emissions

Transmitter radiated emissions acc. to FCC 47 CFR 15.247 / ISED RSS-247				Verdict: PASS	
Test according referenced standards		Reference Method			
		FCC 15.247(d) / ISED RSS-247 5.5			
Test according to measurement reference		Reference Method			
		ANSI C63.10			
Test frequency range		Tested frequencies			
		30 MHz – 10 <sup>th</sup> Harmonic			
Limits					
Frequency range [MHz]	Detector	Limit [ $\mu$ V/m]	Limit [dB $\mu$ V/m]	Limit Distance [m]	
30 – 88	Quasi-Peak	100	40	3	
88 – 216	Quasi-Peak	150	43.5	3	
216 – 960	Quasi-Peak	200	46	3	
960 – 1000	Quasi-Peak	500	54	3	
> 1000	Average	500	54	3	
<p>Radiated emissions which fall in the restricted bands, as defined in Section 15.205(a), must also comply with the radiated emission limits specified in Section 15.209(a) (see Section 15.205(c)). When average radiated emission measurements are specified, including average emission measurements below 1000 MHz, there also is a limit on the peak level of the radio frequency emissions. The limit on peak radio frequency emissions is 20 dB above the maximum permitted average emission limit applicable to the equipment under test.</p>					
Test setup					
 <p>The diagram illustrates the test setup. A Semi-anechoic Chamber is shown with a Ground Plane at the bottom. Inside the chamber, an Amplifier Matrix is connected to a Measurement Receiver. The Equipment Under Test (EUT) is placed on a Turn table within the chamber. A vertical antenna is positioned to the left of the chamber, connected to the Amplifier Matrix. The chamber walls are lined with absorbers to minimize reflections.</p>					

<b>Test procedure</b>									
1. EUT set to test mode (Communication tester is used if needed) 2. Span it set according to measurement range 3. Resolution bandwidth below 1 GHz is set according to CISPR 16 with peak/quasi-peak detector and RBW of 1 MHz with peak/average detector is used above 1 GHz 4. Markers are set to peak emission levels within restricted bands									
<b>Test results</b>									
Channel	Frequency [MHz]	Mode	Emission [MHz]	Level [db $\mu$ V/m]	Det.	Pol.	Limit [db $\mu$ V/m]	Limit dist. [m]*	Margin [dB]
0	2402	Transmit	2390	66.64	pk	hor	74.00	3	-07.36
0	2402	Transmit	2390	40.28	RMS	hor	54.00	3	-13.72
0	2402	Transmit	2390	59.71	pk	ver	74.00	3	-14.29
0	2402	Transmit	2390	38.94	RMS	ver	54.00	3	-15.06
0	2402	Transmit	4800	45.01	pk	hor	74.00	3	-28.99
0	2402	Transmit	4800	42.79	pk	ver	74.00	3	-31.21
19	2440	Transmit	4880	45.61	pk	hor	74.00	3	-28.39
19	2440	Transmit	4880	42.93	pk	ver	74.00	3	-31.07
19	2440	Transmit	7320	50.61	pk	hor	74.00	3	-23.39
19	2440	Transmit	7320	46.32	pk	ver	74.00	3	-27.68
39	2480	Transmit	2483.5	73.67	pk	hor	74.00	3	-0.33
39	2480	Transmit	2483.5	48.60	RMS	hor	54.00	3	-05.40
39	2480	Transmit	2483.5	70.02	pk	ver	74.00	3	-03.98
39	2480	Transmit	2483.5	43.29	RMS	ver	54.00	3	-10.71
39	2480	Transmit	4960	42.03	pk	hor	74.00	3	-31.97
39	2480	Transmit	4960	40.90	pk	ver	74.00	3	-33.10
39	2480	Transmit	7440	49.40	pk	hor	74.00	3	-24.60
39	2480	Transmit	7440	46.46	pk	ver	74.00	3	-27.54
39	2480	Transmit	12390	49.66	pk	hor	74.00	3	-24.34
39	2480	Transmit	12390	49.28	pk	ver	74.00	3	-24.72
Comments: * Physical distance between EUT and measurement antenna.									

**3.9 Test Conditions and Results – Receiver radiated emissions**

Receiver radiated emissions acc. to ISED RSS-247				Verdict: PASS
Test according referenced standards	Reference Method			
	ISED RSS-247 3.1			
Test according to measurement reference	Reference Method			
	ANSI C63.10			
Test frequency range	Tested frequencies			
	30 MHz – 5 <sup>th</sup> Harmonic			
EUT test mode	Receive			
Limits				
Frequency range [MHz]	Detector	Limit [ $\mu$ V/m]	Limit [dB $\mu$ V/m]	Limit Distance [m]
30 – 88	Quasi-Peak	100	40	3
88 – 216	Quasi-Peak	150	43.5	3
216 – 960	Quasi-Peak	200	46	3
960 – 1000	Quasi-Peak	500	54	3
> 1000	Average	500	54	3
Test setup				
				

Test procedure							
<ol style="list-style-type: none"> <li>1. EUT set to receive mode (Communication tester is used if needed)</li> <li>2. Span it set according to measurement range</li> <li>3. Resolution bandwidth below 1 GHz is set according to CISPR 16 with peak/quasi-peak detector and RBW of 1 MHz with peak/average detector is used above 1 GHz</li> <li>4. Markers are set to peak emission levels</li> </ol>							
Test results							
Channel	Frequency [MHz]	Emission [MHz]	Emission Level [dB $\mu$ V/m]	Pol.	Det.	Limit [dB $\mu$ V/m]	Margin [dB $\mu$ V/m]
19	2440	34.56	38.00	ver	pk	40.00	-2.03 dB
Comments: * Emission level corresponds to ambient noise floor							

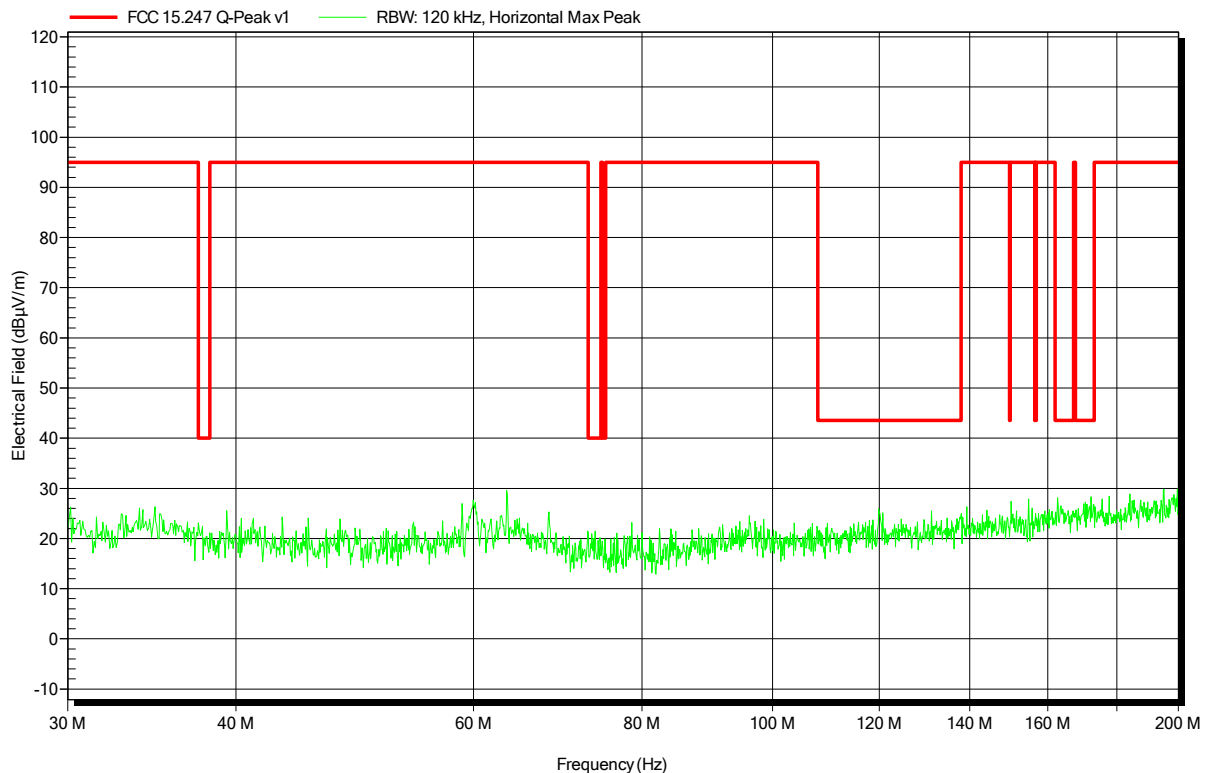
## ANNEX A Transmitter radiated spurious emissions

### Spurious emissions according to FCC 15.247, RSS-247 Issue 1

Project number: G0M-1608-5788

Applicant:	Schneider Schreibgeräte GmbH
EUT Name:	blukii module
Model:	L
Test Site:	Eurofins Product Service GmbH
Operator:	Mr. Suckow
Test Conditions:	Tnom: 20°C, Vnom: 3 VDC
Antenna:	Rohde & Schwarz HK 116, Horizontal
Measurement distance:	3 m
Mode:	TX; BT LE 2402 MHz
Test Date:	2016-10-07
Note:	

Index 36

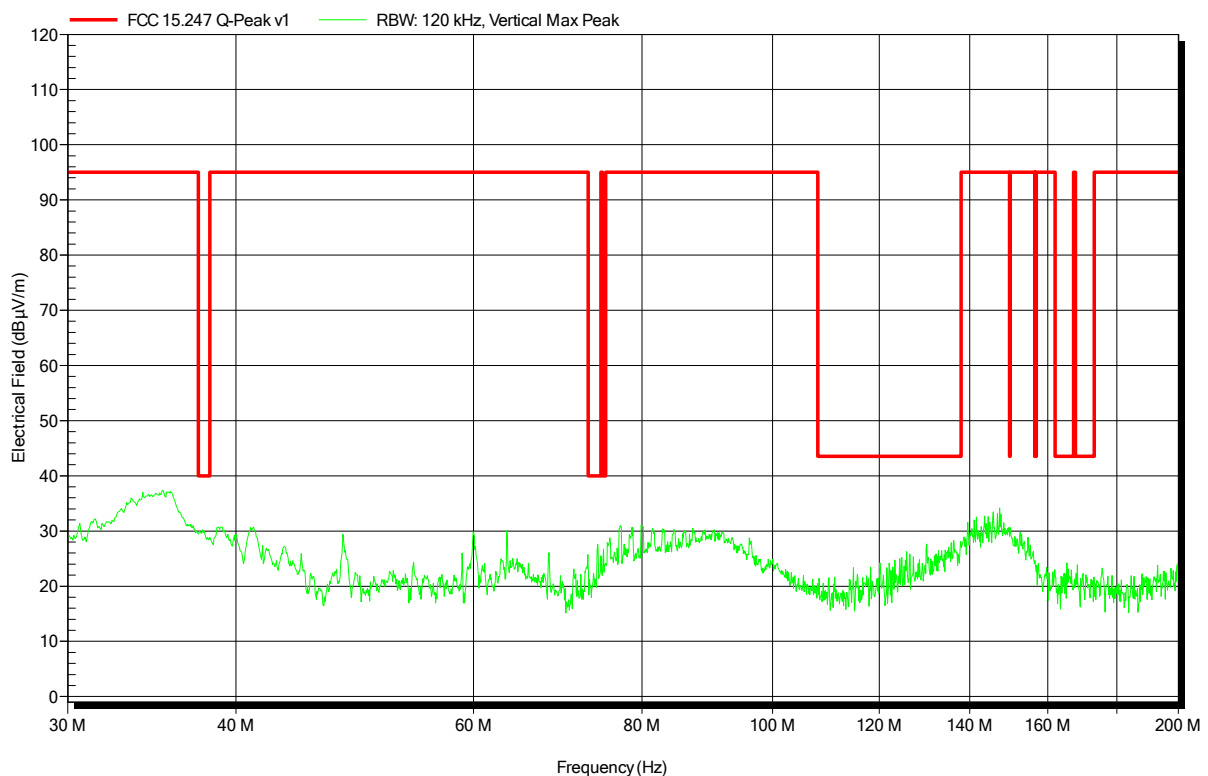


**Spurious emissions according to FCC 15.247, RSS-247 Issue 1**

Project number: G0M-1608-5788

Applicant:	Schneider Schreibgeräte GmbH
EUT Name:	blukii module
Model:	L
Test Site:	Eurofins Product Service GmbH
Operator:	Mr. Suckow
Test Conditions:	Tnom: 20°C, Vnom: 3 VDC
Antenna:	Rohde & Schwarz HK 116, Vertical
Measurement distance:	3 m
Mode:	TX; BT LE 2402 MHz
Test Date:	2016-10-07
Note:	

Index 35

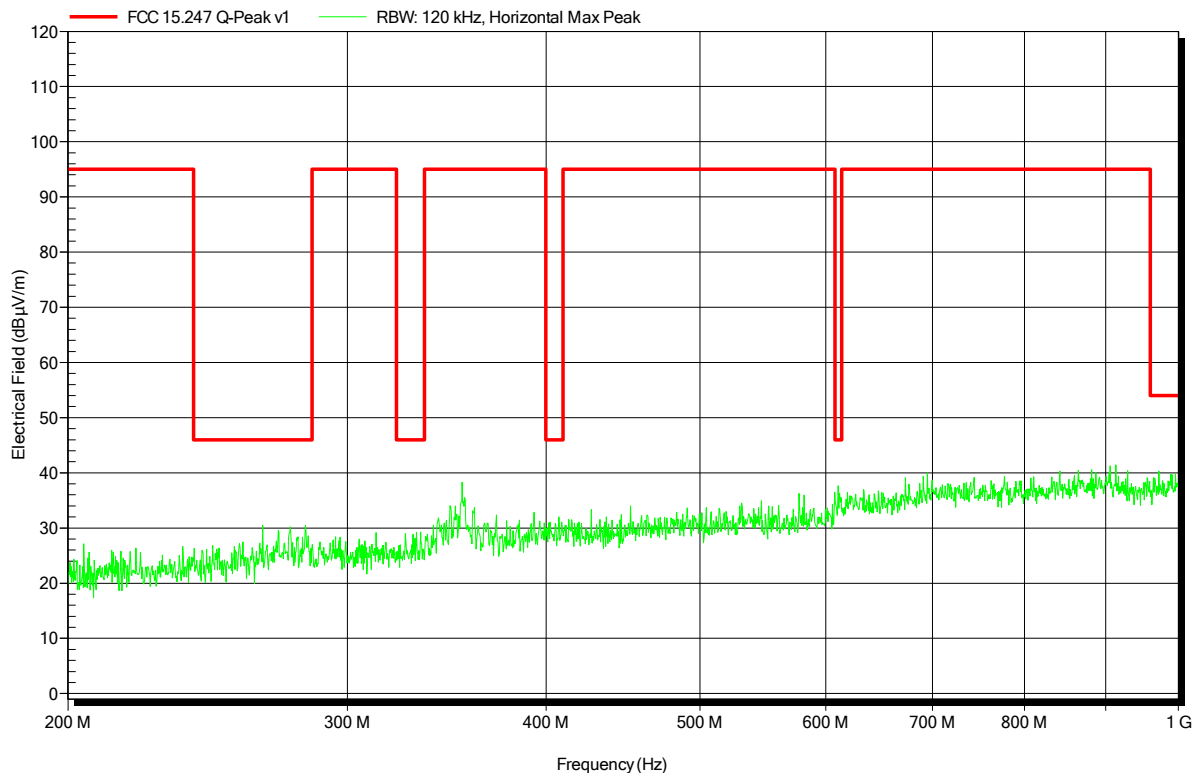


**Spurious emissions according to FCC 15.247, RSS-247 Issue 1**

Project number: G0M-1608-5788

Applicant:	Schneider Schreibgeräte GmbH
EUT Name:	blukii module
Model:	L
Test Site:	Eurofins Product Service GmbH
Operator:	Mr. Suckow
Test Conditions:	Tnom: 20°C, Vnom: 3 VDC
Antenna:	Rohde & Schwarz HL 223, Horizontal
Measurement distance:	3 m
Mode:	TX; BT LE 2402 MHz
Test Date:	2016-10-07
Note:	

Index 45

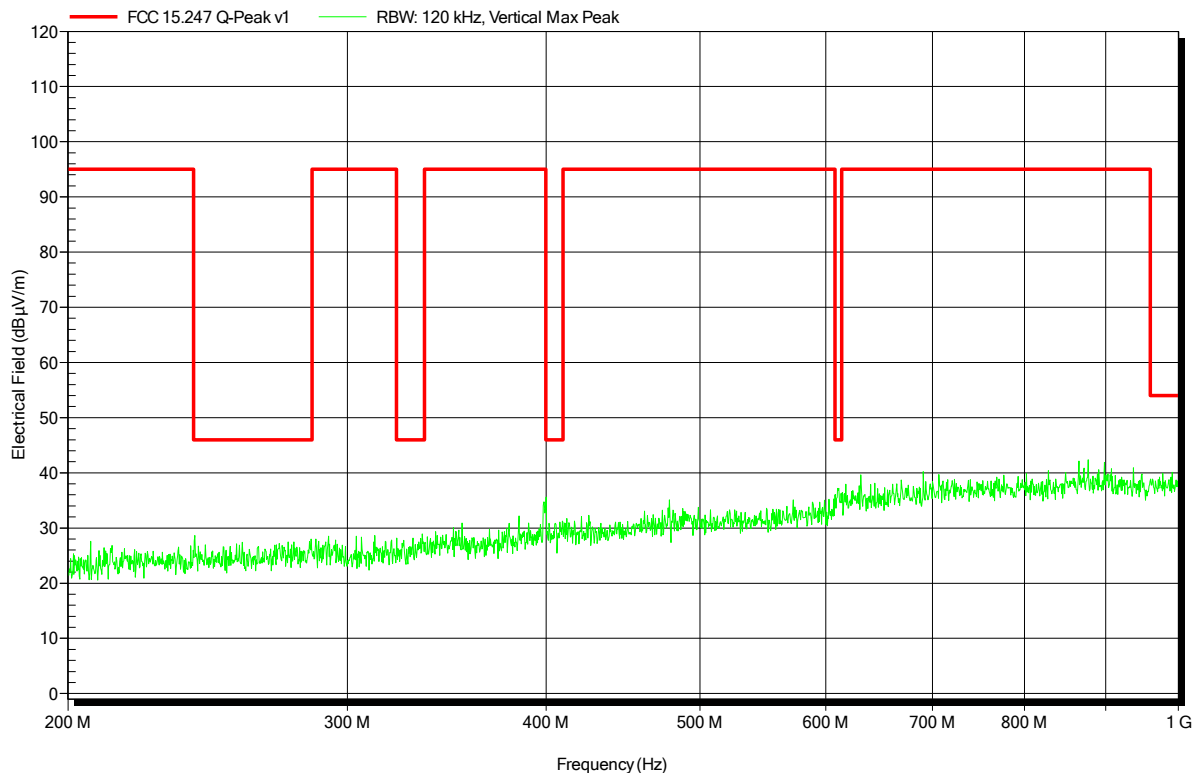


**Spurious emissions according to FCC 15.247, RSS-247 Issue 1**

Project number: G0M-1608-5788

Applicant:	Schneider Schreibgeräte GmbH
EUT Name:	blukii module
Model:	L
Test Site:	Eurofins Product Service GmbH
Operator:	Mr. Suckow
Test Conditions:	Tnom: 20°C, Vnom: 3 VDC
Antenna:	Rohde & Schwarz HL 223, Vertical
Measurement distance:	3 m
Mode:	TX; BT LE 2402 MHz
Test Date:	2016-10-07
Note:	

Index 46

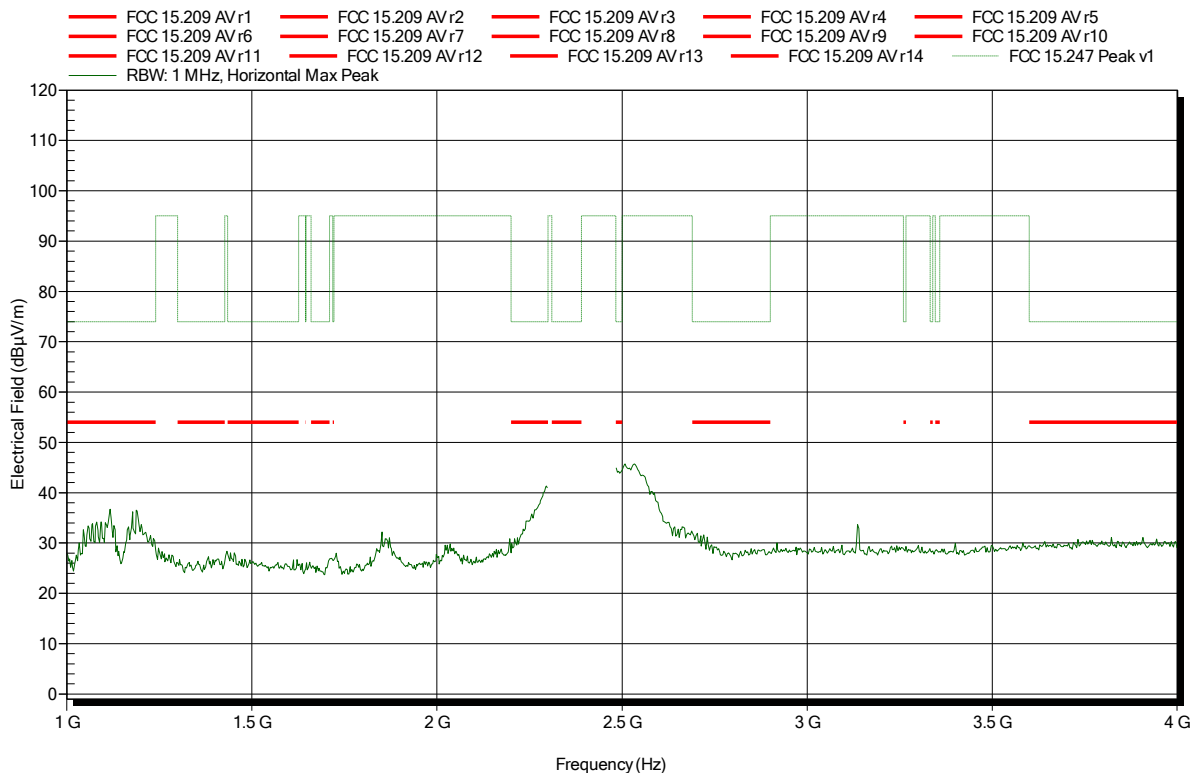


**Spurious emissions according to FCC 15.247, RSS-247 Issue 1**

Project number: G0M-1608-5788

Applicant: Schneider Schreibgeräte GmbH  
 EUT Name: blukii module  
 Model: L  
 Test Site: Eurofins Product Service GmbH  
 Operator: Mr. Suckow  
 Test Conditions: Tnom: 20°C, Vnom: 3 VDC  
 Antenna: Schwarzbeck BBHA 9120D, Horizontal  
 Measurement distance: 1 m converted to 3m  
 Mode: TX; BT LE 2402 MHz  
 Test Date: 2016-10-06  
 Note:

Index 7

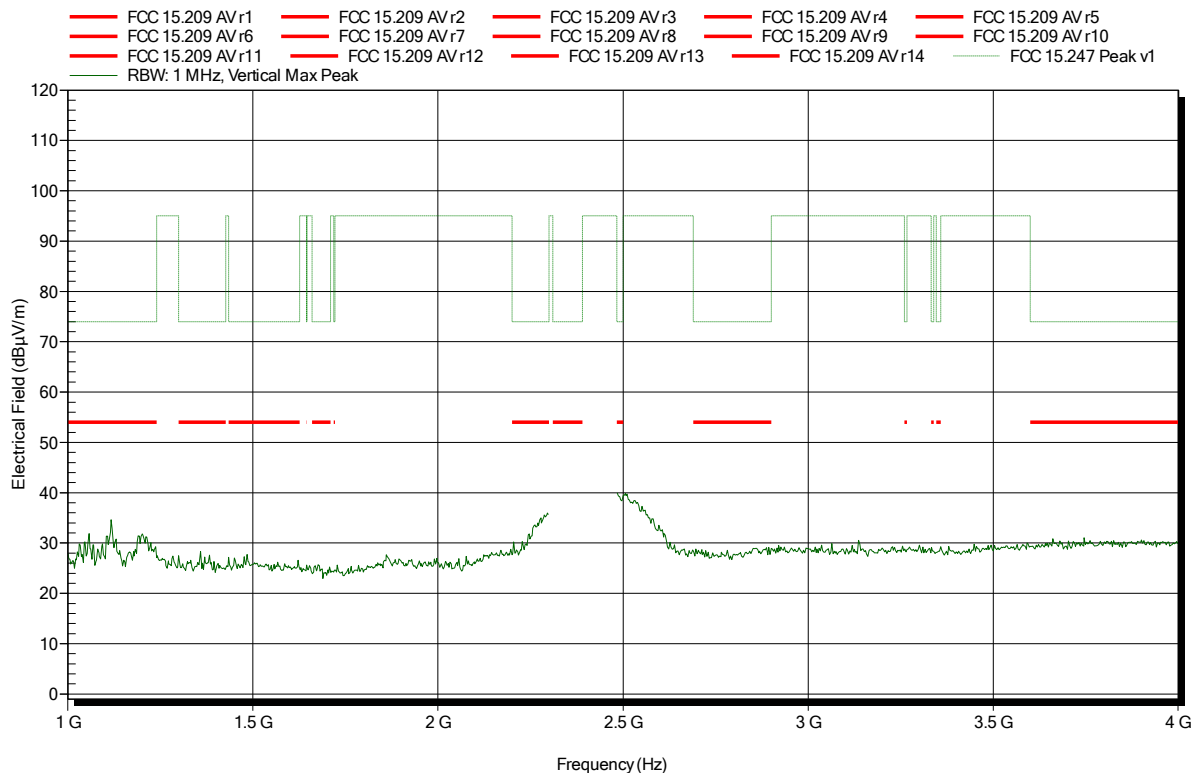


**Spurious emissions according to FCC 15.247, RSS-247 Issue 1**

Project number: G0M-1608-5788

Applicant: Schneider Schreibgeräte GmbH  
 EUT Name: blukii module  
 Model: L  
 Test Site: Eurofins Product Service GmbH  
 Operator: Mr. Suckow  
 Test Conditions: Tnom: 20°C, Vnom: 3 VDC  
 Antenna: Schwarzbeck BBHA 9120D, Vertical  
 Measurement distance: 1 m converted to 3m  
 Mode: TX; BT LE 2402 MHz  
 Test Date: 2016-10-06  
 Note:

Index 1

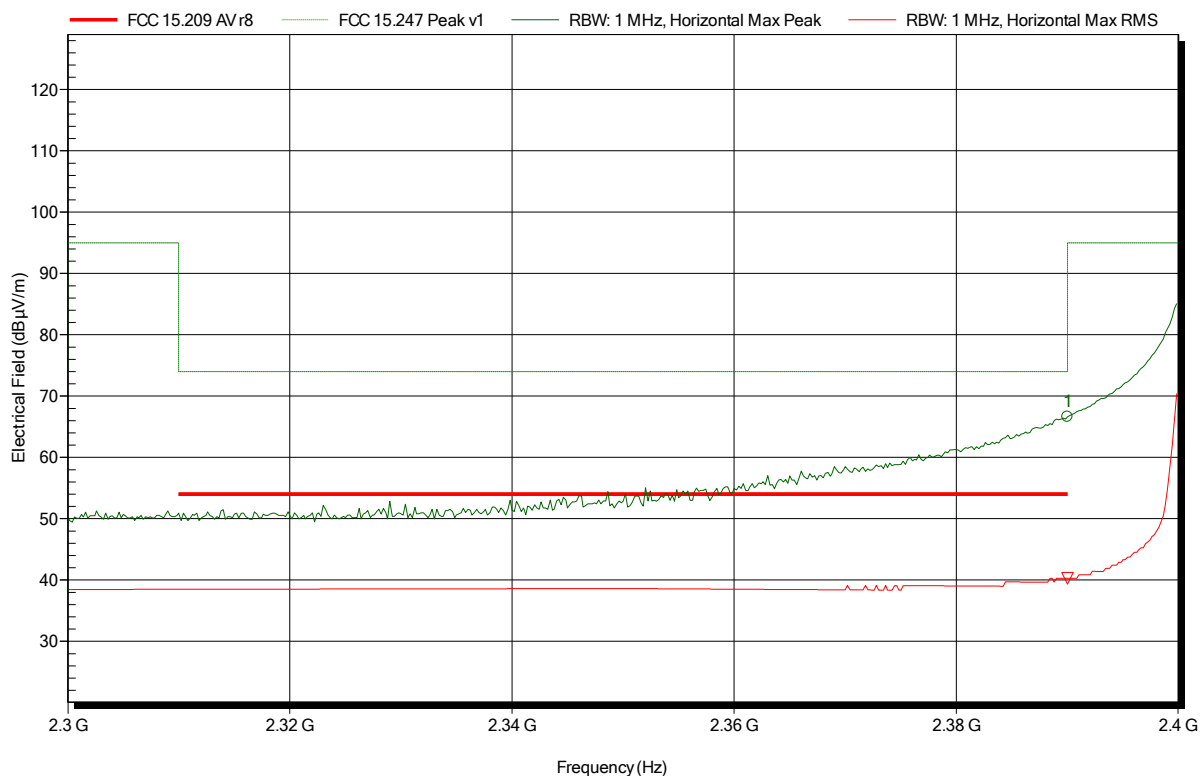


**Spurious emissions according to FCC 15.247, RSS-247 Issue 1**

Project number: G0M-1608-5788

Applicant: Schneider Schreibgeräte GmbH  
 EUT Name: blukii module  
 Model: L  
 Test Site: Eurofins Product Service GmbH  
 Operator: Mr. Suckow  
 Test Conditions: Tnom: 20°C, Vnom: 3 VDC  
 Antenna: Schwarzbeck BBHA 9120D, Horizontal  
 Measurement distance: 1 m converted to 3m  
 Mode: TX; BT LE 2402 MHz  
 Test Date: 2016-10-06  
 Note: lower bandedge

Index 16



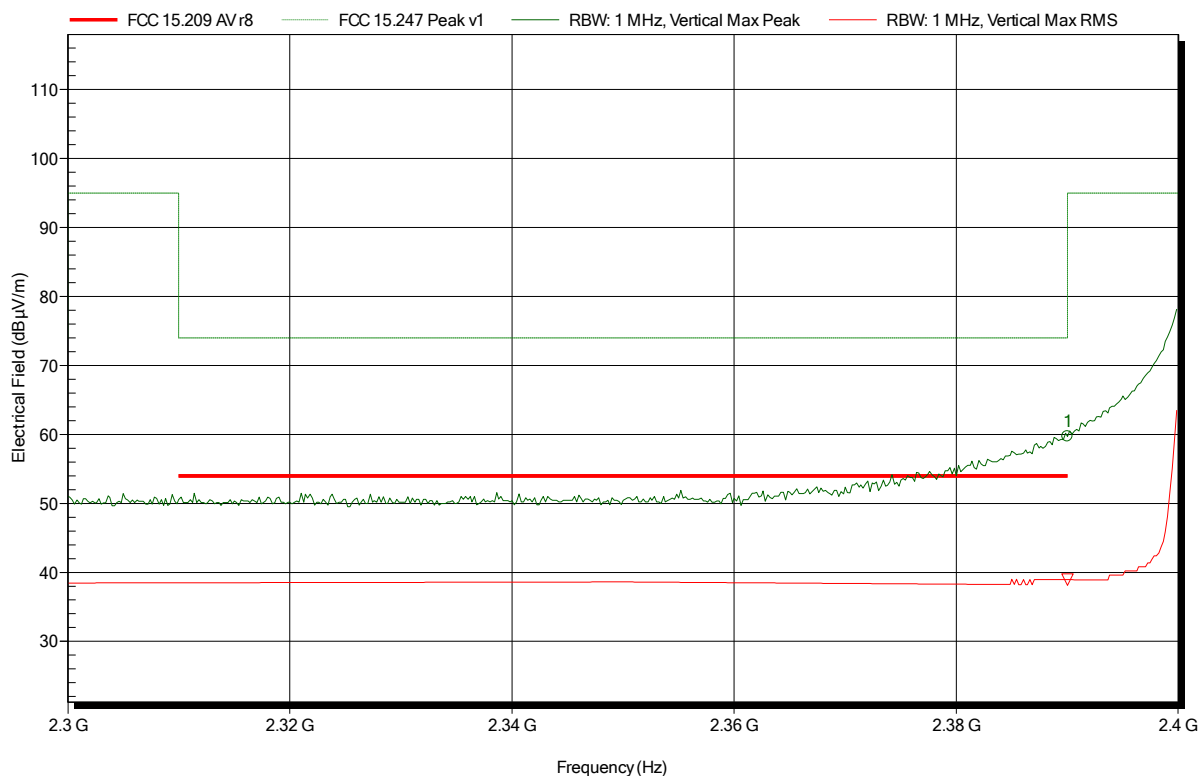
Frequency	Peak	Peak Limit	Peak Difference	Peak Status
2.39 GHz	66.64 dBµV/m	74 dBµV/m	-7.36 dB	Pass
Frequency	RMS	RMS Limit	RMS Difference	RMS Status
2.39 GHz	40.28 dBµV/m	54 dBµV/m	-13.72 dB	Pass

**Spurious emissions according to FCC 15.247, RSS-247 Issue 1**

Project number: G0M-1608-5788

Applicant: Schneider Schreibgeräte GmbH  
 EUT Name: blukii module  
 Model: L  
 Test Site: Eurofins Product Service GmbH  
 Operator: Mr. Suckow  
 Test Conditions: Tnom: 20°C, Vnom: 3 VDC  
 Antenna: Schwarzbeck BBHA 9120D, Vertical  
 Measurement distance: 1 m converted to 3m  
 Mode: TX; BT LE 2402 MHz  
 Test Date: 2016-10-06  
 Note: lower bandedge

Index 17



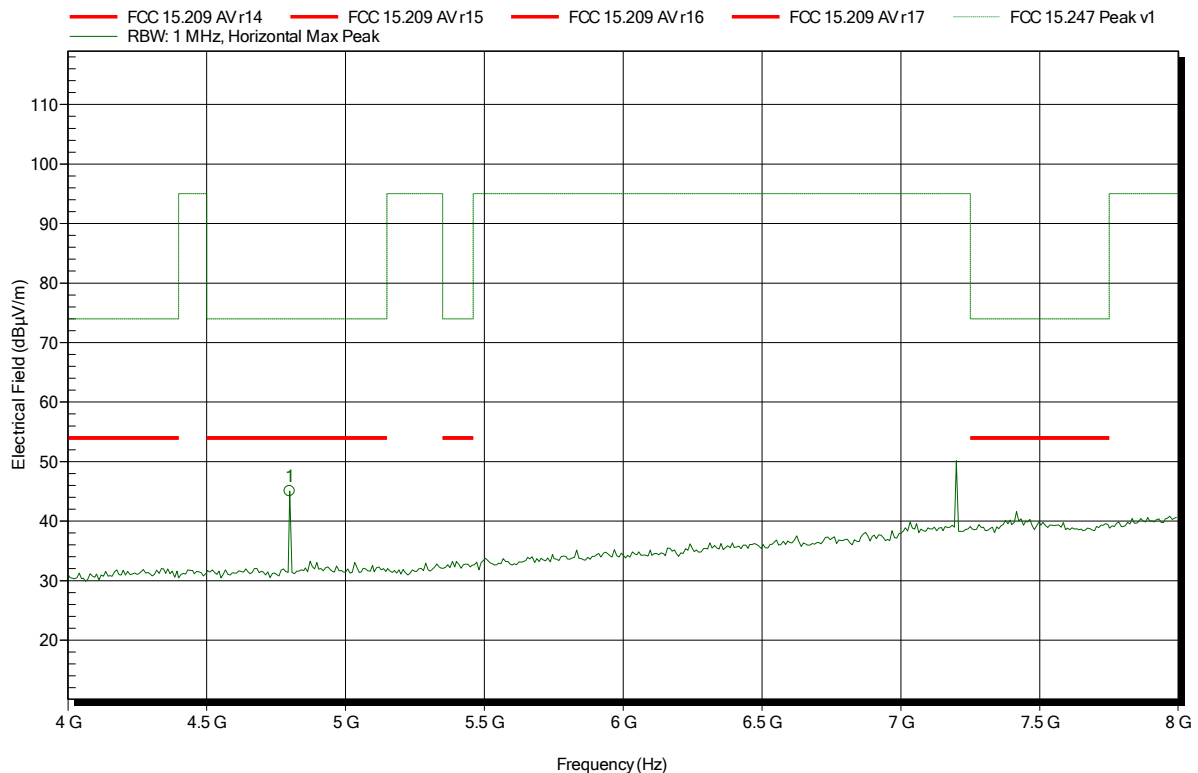
Frequency	Peak	Peak Limit	Peak Difference	Peak Status
2.39 GHz	59.71 dBµV/m	74 dBµV/m	-14.29 dB	Pass
Frequency	RMS	RMS Limit	RMS Difference	RMS Status
2.39 GHz	38.94 dBµV/m	54 dBµV/m	-15.06 dB	Pass

**Spurious emissions according to FCC 15.247, RSS-247 Issue 1**

Project number: G0M-1608-5788

Applicant: Schneider Schreibgeräte GmbH  
 EUT Name: blukii module  
 Model: L  
 Test Site: Eurofins Product Service GmbH  
 Operator: Mr. Suckow  
 Test Conditions: Tnom: 20°C, Vnom: 3 VDC  
 Antenna: Schwarzbeck BBHA 9120D, Horizontal  
 Measurement distance: 1 m converted to 3m  
 Mode: TX; BT LE 2402 MHz  
 Test Date: 2016-10-06  
 Note:

Index 6



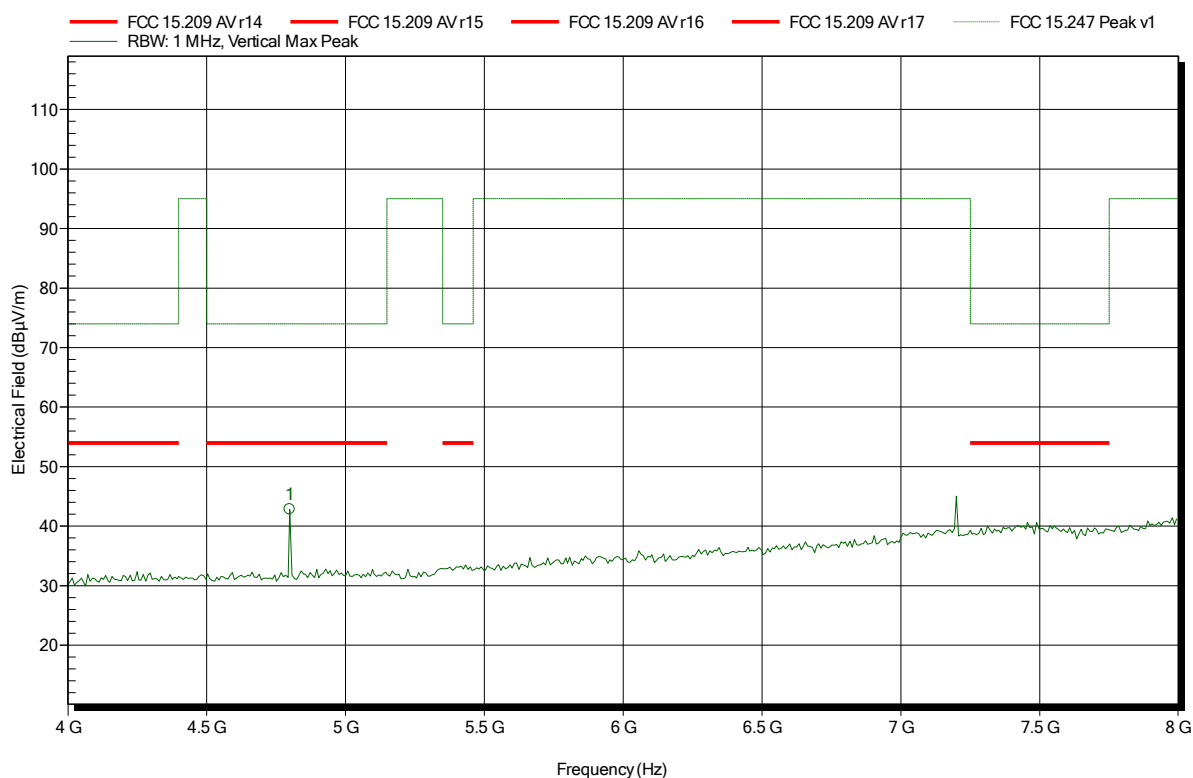
Frequency	Peak	Peak Limit	Peak Difference	Status
4.8 GHz	45.01 dBµV/m	74 dBµV/m	-28.99 dB	Pass

**Spurious emissions according to FCC 15.247, RSS-247 Issue 1**

Project number: G0M-1608-5788

Applicant: Schneider Schreibgeräte GmbH  
 EUT Name: blukii module  
 Model: L  
 Test Site: Eurofins Product Service GmbH  
 Operator: Mr. Suckow  
 Test Conditions: Tnom: 20°C, Vnom: 3 VDC  
 Antenna: Schwarzbeck BBHA 9120D, Vertical  
 Measurement distance: 1 m converted to 3m  
 Mode: TX; BT LE 2402 MHz  
 Test Date: 2016-10-06  
 Note:

Index 2

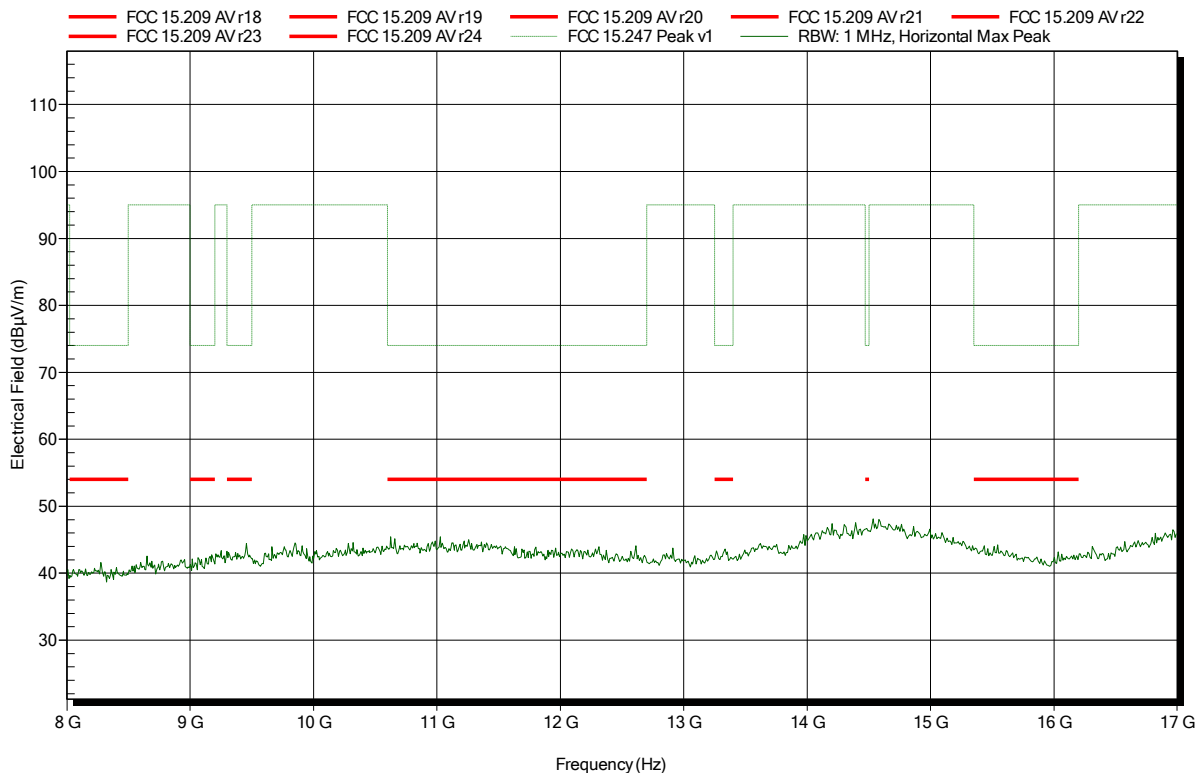


**Spurious emissions according to FCC 15.247, RSS-247 Issue 1**

Project number: G0M-1608-5788

Applicant: Schneider Schreibgeräte GmbH  
 EUT Name: blukii module  
 Model: L  
 Test Site: Eurofins Product Service GmbH  
 Operator: Mr. Suckow  
 Test Conditions: Tnom: 20°C, Vnom: 3 VDC  
 Antenna: Schwarzbeck BBHA 9120D, Horizontal  
 Measurement distance: 1 m converted to 3m  
 Mode: TX; BT LE 2402 MHz  
 Test Date: 2016-10-06  
 Note:

Index 5

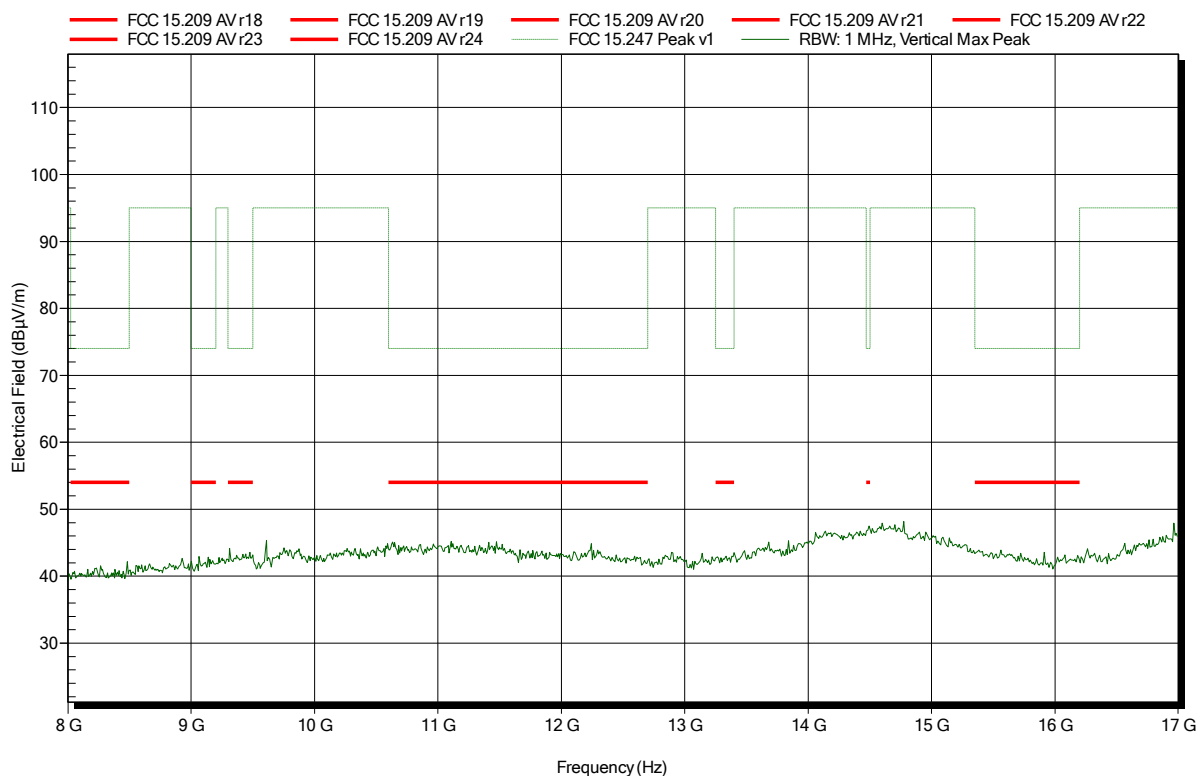


**Spurious emissions according to FCC 15.247, RSS-247 Issue 1**

Project number: G0M-1608-5788

Applicant: Schneider Schreibgeräte GmbH  
 EUT Name: blukii module  
 Model: L  
 Test Site: Eurofins Product Service GmbH  
 Operator: Mr. Suckow  
 Test Conditions: Tnom: 20°C, Vnom: 3 VDC  
 Antenna: Schwarzbeck BBHA 9120D, Vertical  
 Measurement distance: 1 m converted to 3m  
 Mode: TX; BT LE 2402 MHz  
 Test Date: 2016-10-06  
 Note:

Index 3

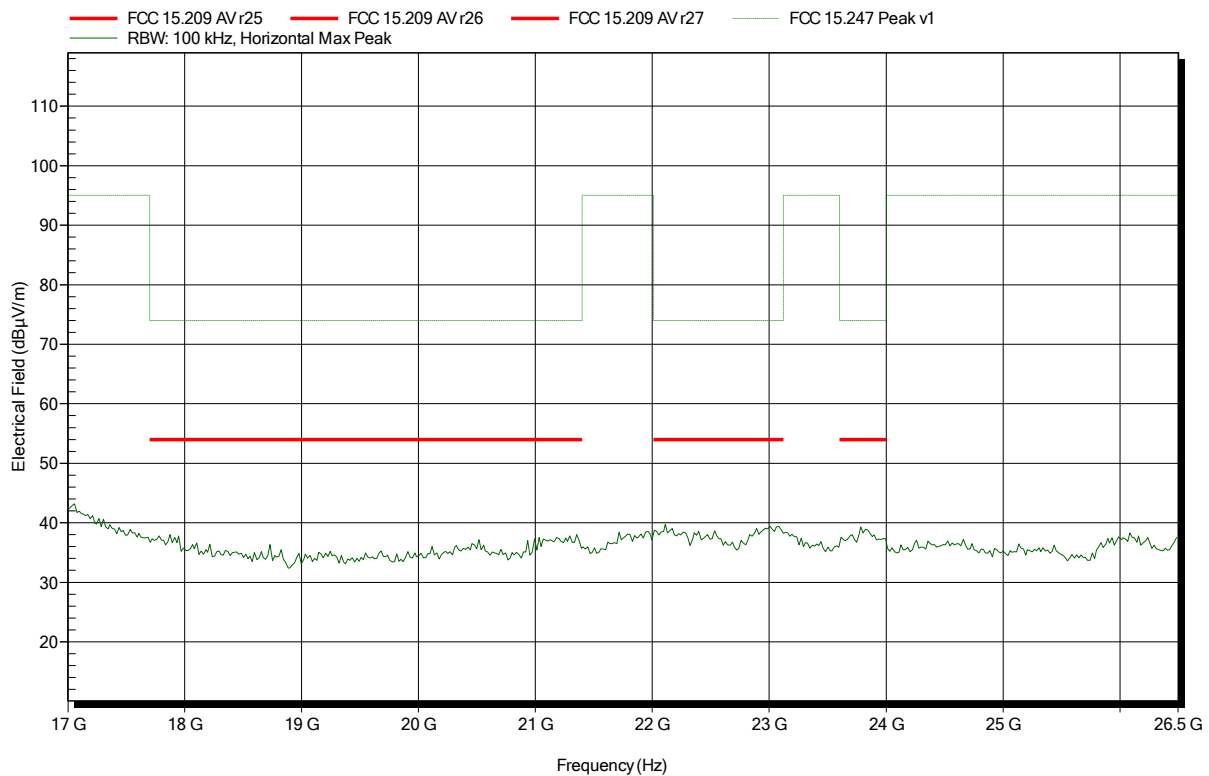


**Spurious emissions according to FCC 15.247, RSS-247 Issue 1**

Project number: G0M-1608-5788

Applicant:	Schneider Schreibgeräte GmbH
EUT Name:	blukii module
Model:	L
Test Site:	Eurofins Product Service GmbH
Operator:	Mr. Suckow
Test Conditions:	Tnom: 20°C, Vnom: 3 VDC
Antenna:	Amplifier Research AT 4560 (old name) / ATH18G40 (new name),
Horizontal	
Measurement distance:	1 m converted to 3m
Mode:	TX; BT LE 2402 MHz
Test Date:	2016-10-06
Note:	

Index 28

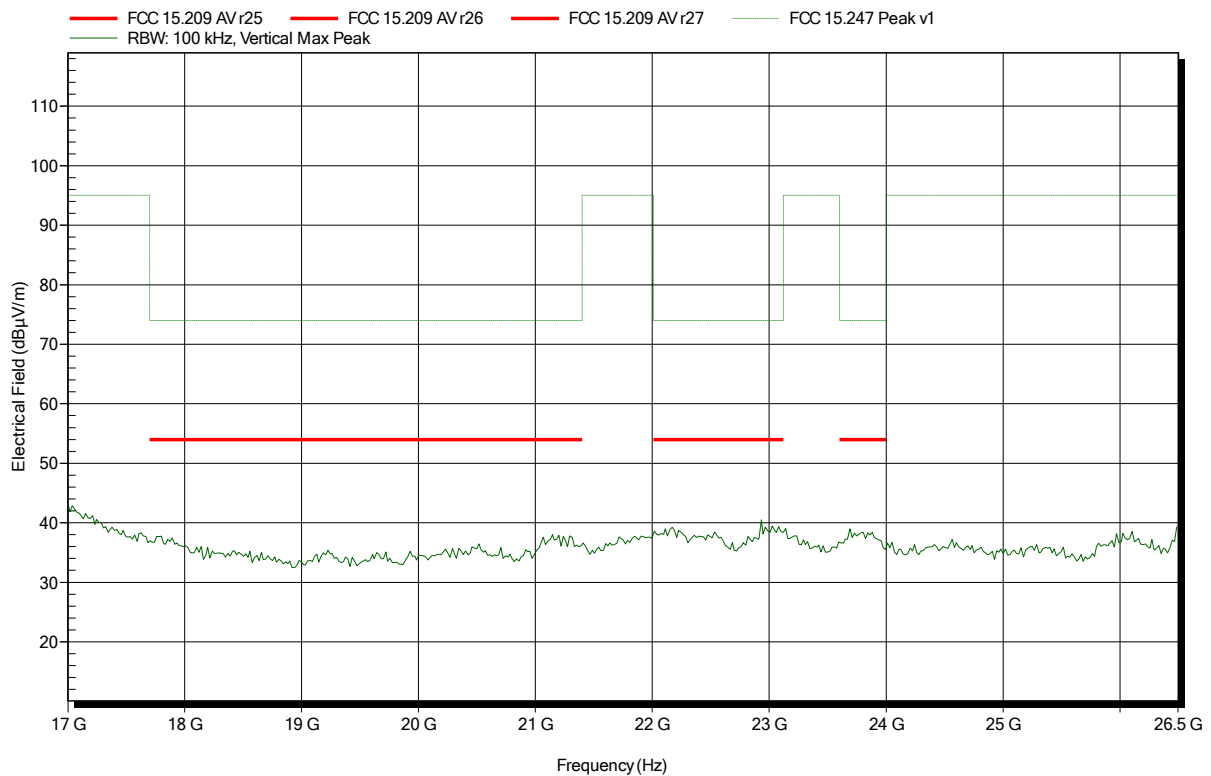


**Spurious emissions according to FCC 15.247, RSS-247 Issue 1**

Project number: G0M-1608-5788

Applicant:	Schneider Schreibgeräte GmbH
EUT Name:	blukii module
Model:	L
Test Site:	Eurofins Product Service GmbH
Operator:	Mr. Suckow
Test Conditions:	Tnom: 20°C, Vnom: 3 VDC
Antenna:	Amplifier Research AT 4560 (old name) / ATH18G40 (new name),
Vertical	
Measurement distance:	1 m converted to 3m
Mode:	TX; BT LE 2402 MHz
Test Date:	2016-10-06
Note:	

Index 34

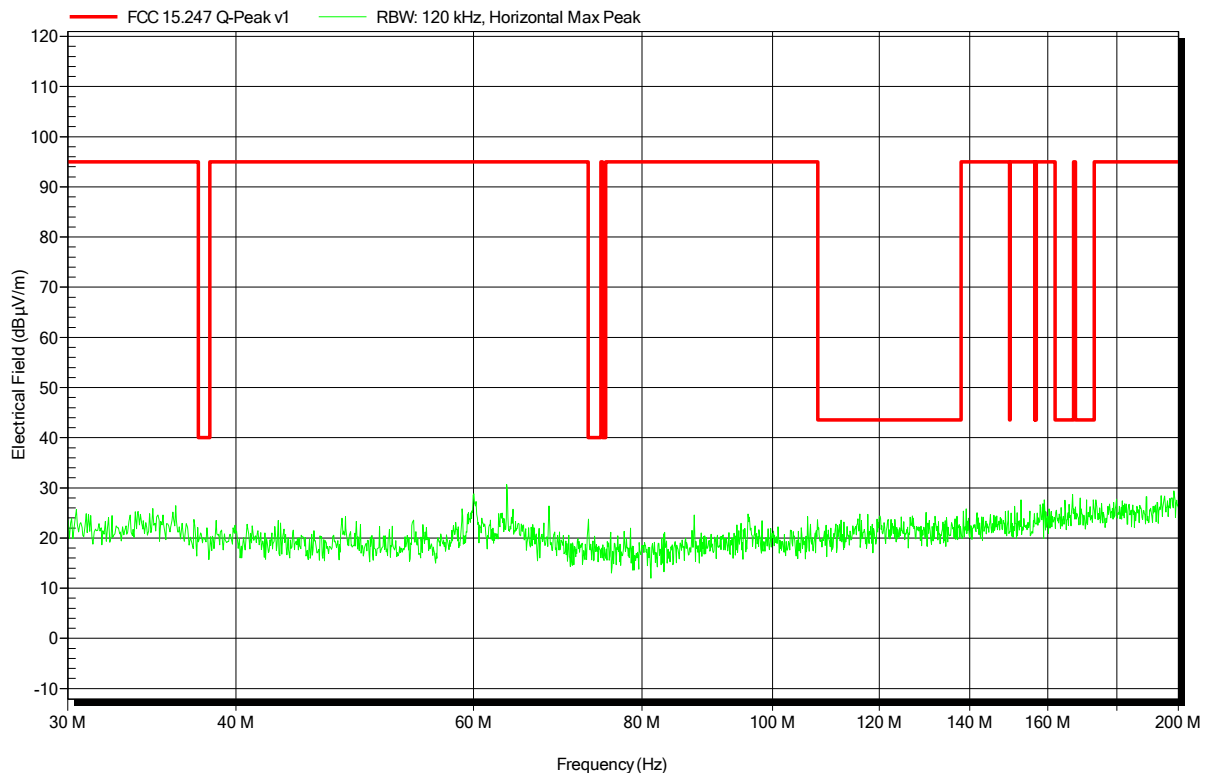


**Spurious emissions according to FCC 15.247, RSS-247 Issue 1**

Project number: G0M-1608-5788

Applicant:	Schneider Schreibgeräte GmbH
EUT Name:	blukii module
Model:	L
Test Site:	Eurofins Product Service GmbH
Operator:	Mr. Suckow
Test Conditions:	Tnom: 20°C, Vnom: 3 VDC
Antenna:	Rohde & Schwarz HK 116, Horizontal
Measurement distance:	3 m
Mode:	TX; BT LE 2440 MHz
Test Date:	2016-10-07
Note:	

Index 37

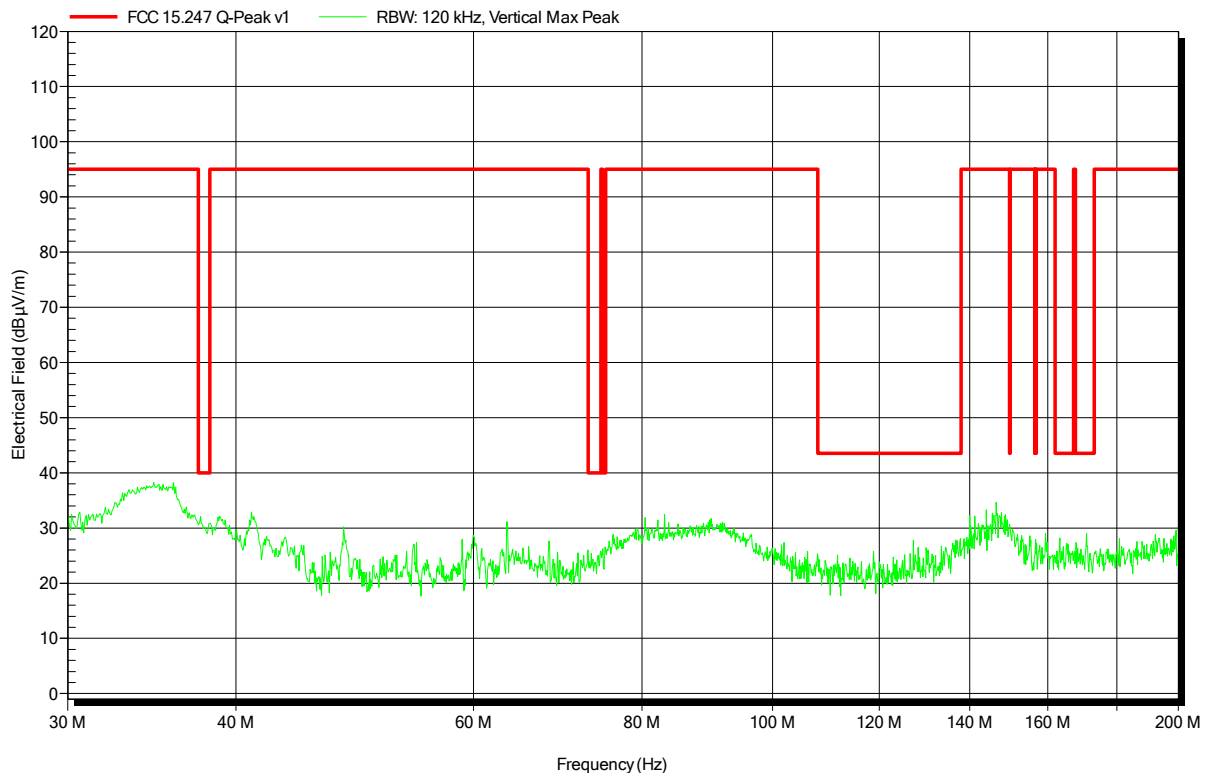


**Spurious emissions according to FCC 15.247, RSS-247 Issue 1**

Project number: G0M-1608-5788

Applicant:	Schneider Schreibgeräte GmbH
EUT Name:	blukii module
Model:	L
Test Site:	Eurofins Product Service GmbH
Operator:	Mr. Suckow
Test Conditions:	Tnom: 20°C, Vnom: 3 VDC
Antenna:	Rohde & Schwarz HK 116, Vertical
Measurement distance:	3 m
Mode:	TX; BT LE 2440 MHz
Test Date:	2016-10-07
Note:	

Index 38

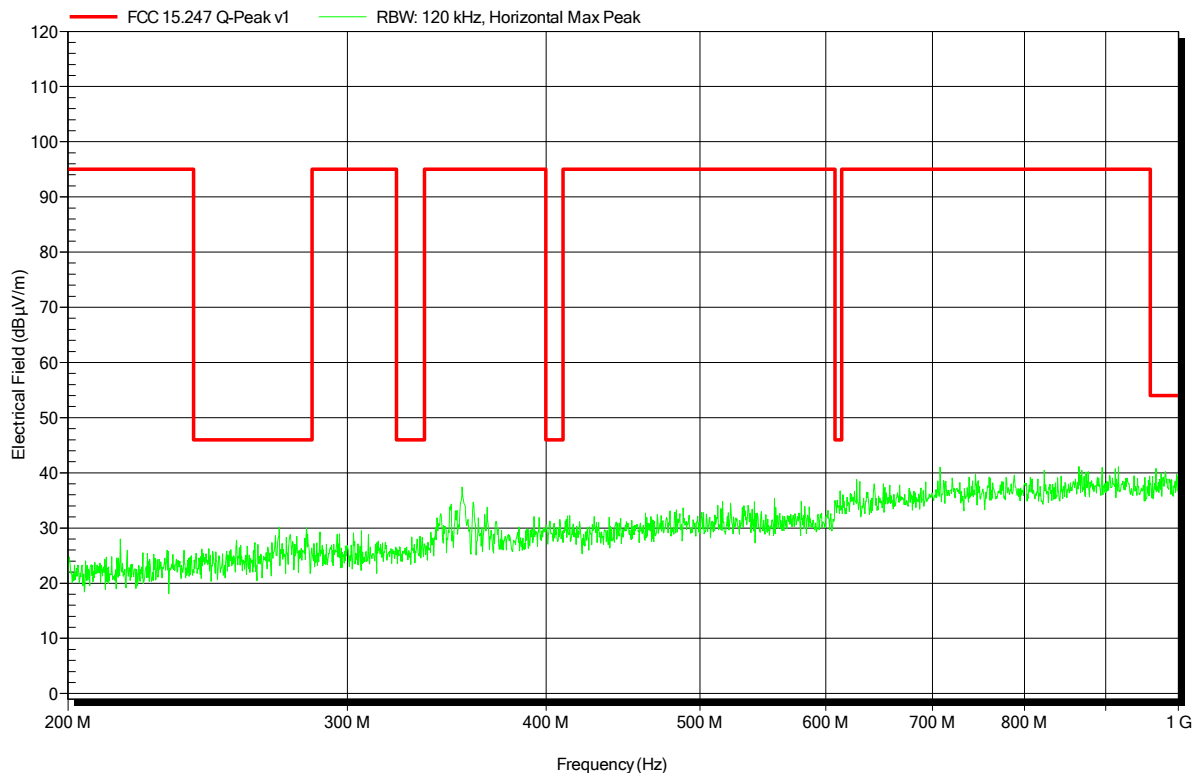


**Spurious emissions according to FCC 15.247, RSS-247 Issue 1**

Project number: G0M-1608-5788

Applicant:	Schneider Schreibgeräte GmbH
EUT Name:	blukii module
Model:	L
Test Site:	Eurofins Product Service GmbH
Operator:	Mr. Suckow
Test Conditions:	Tnom: 20°C, Vnom: 3 VDC
Antenna:	Rohde & Schwarz HL 223, Horizontal
Measurement distance:	3 m
Mode:	TX; BT LE 2440 MHz
Test Date:	2016-10-07
Note:	

Index 44

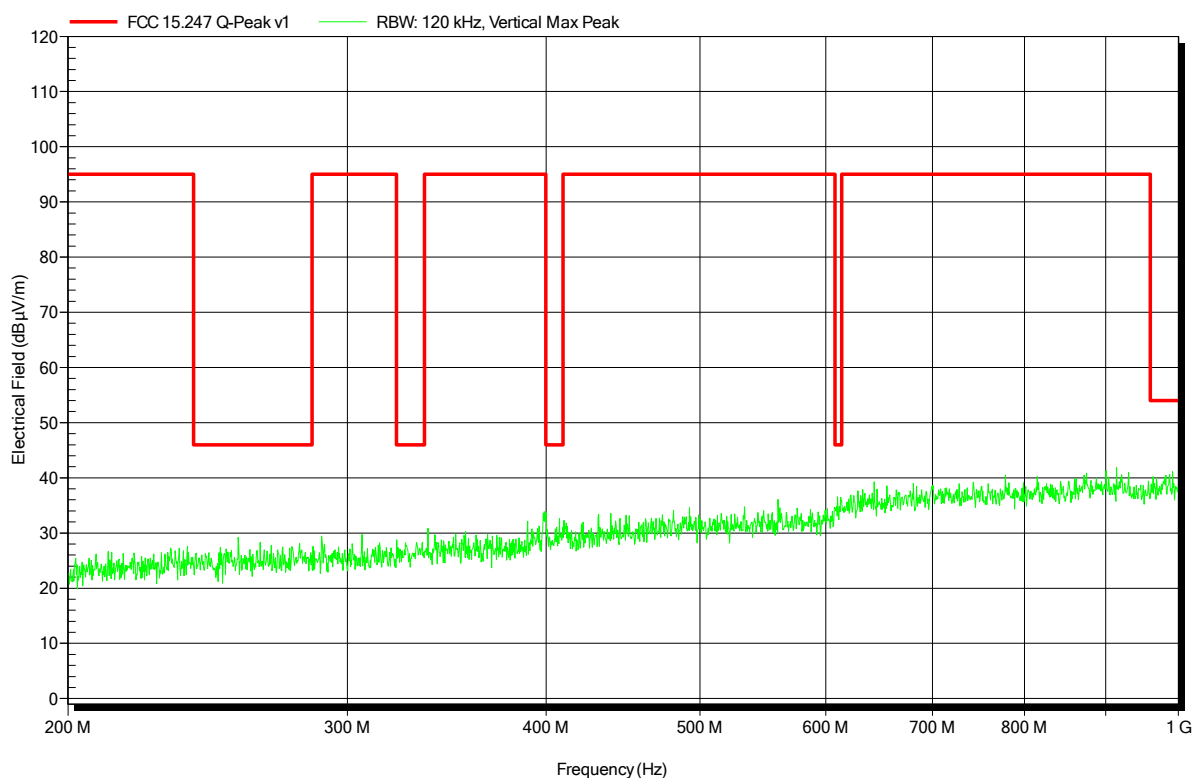


**Spurious emissions according to FCC 15.247, RSS-247 Issue 1**

Project number: G0M-1608-5788

Applicant:	Schneider Schreibgeräte GmbH
EUT Name:	blukii module
Model:	L
Test Site:	Eurofins Product Service GmbH
Operator:	Mr. Suckow
Test Conditions:	Tnom: 20°C, Vnom: 3 VDC
Antenna:	Rohde & Schwarz HL 223, Vertical
Measurement distance:	3 m
Mode:	TX; BT LE 2440 MHz
Test Date:	2016-10-07
Note:	

Index 43

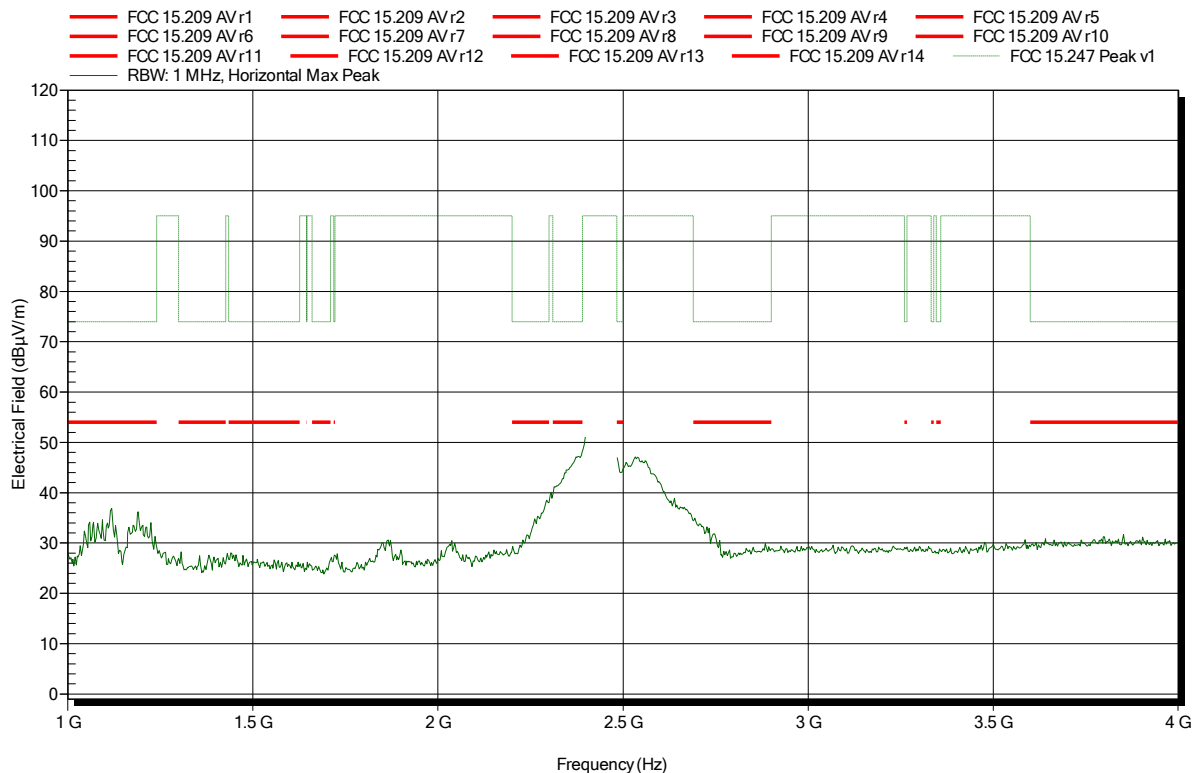


**Spurious emissions according to FCC 15.247, RSS-247 Issue 1**

Project number: G0M-1608-5788

Applicant:	Schneider Schreibgeräte GmbH
EUT Name:	blukii module
Model:	L
Test Site:	Eurofins Product Service GmbH
Operator:	Mr. Suckow
Test Conditions:	Tnom: 20°C, Vnom: 3 VDC
Antenna:	Schwarzbeck BBHA 9120D, Horizontal
Measurement distance:	1 m converted to 3m
Mode:	TX; BT LE 2440 MHz
Test Date:	2016-10-06
Note:	

Index 8

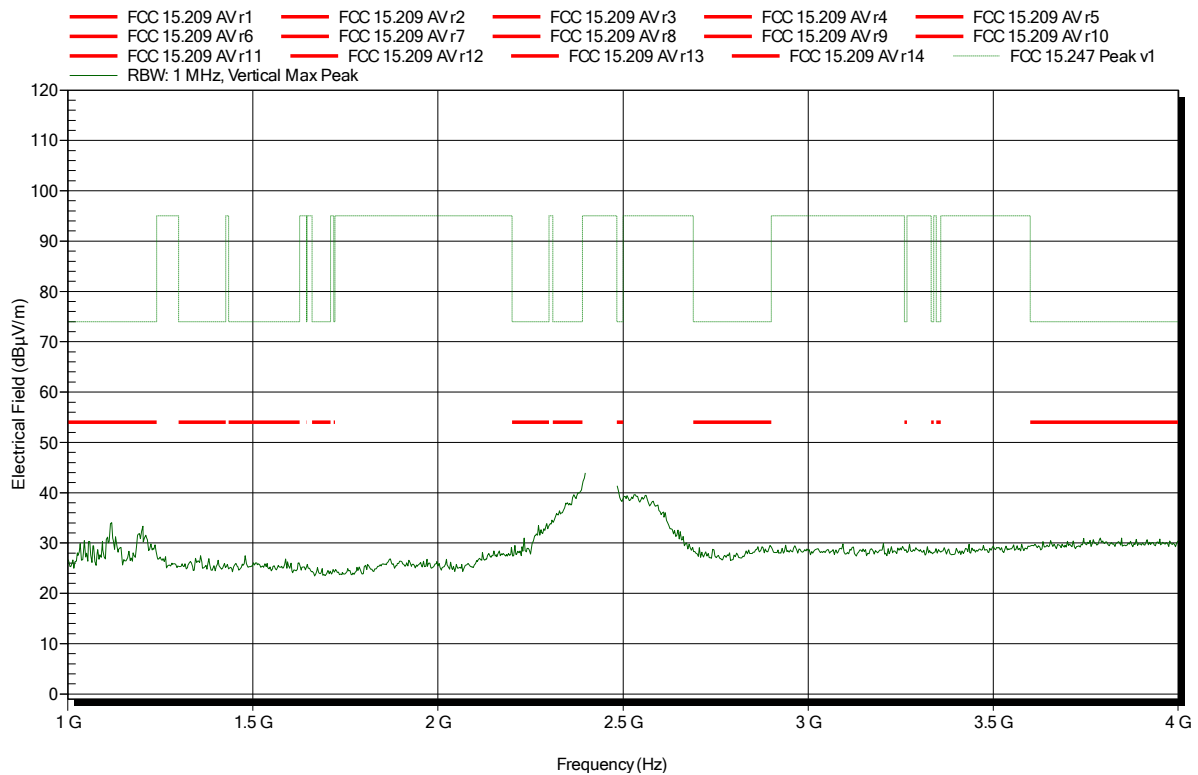


**Spurious emissions according to FCC 15.247, RSS-247 Issue 1**

Project number: G0M-1608-5788

Applicant: Schneider Schreibgeräte GmbH  
 EUT Name: blukii module  
 Model: L  
 Test Site: Eurofins Product Service GmbH  
 Operator: Mr. Suckow  
 Test Conditions: Tnom: 20°C, Vnom: 3 VDC  
 Antenna: Schwarzbeck BBHA 9120D, Vertical  
 Measurement distance: 1 m converted to 3m  
 Mode: TX; BT LE 2440 MHz  
 Test Date: 2016-10-06  
 Note:

Index 26

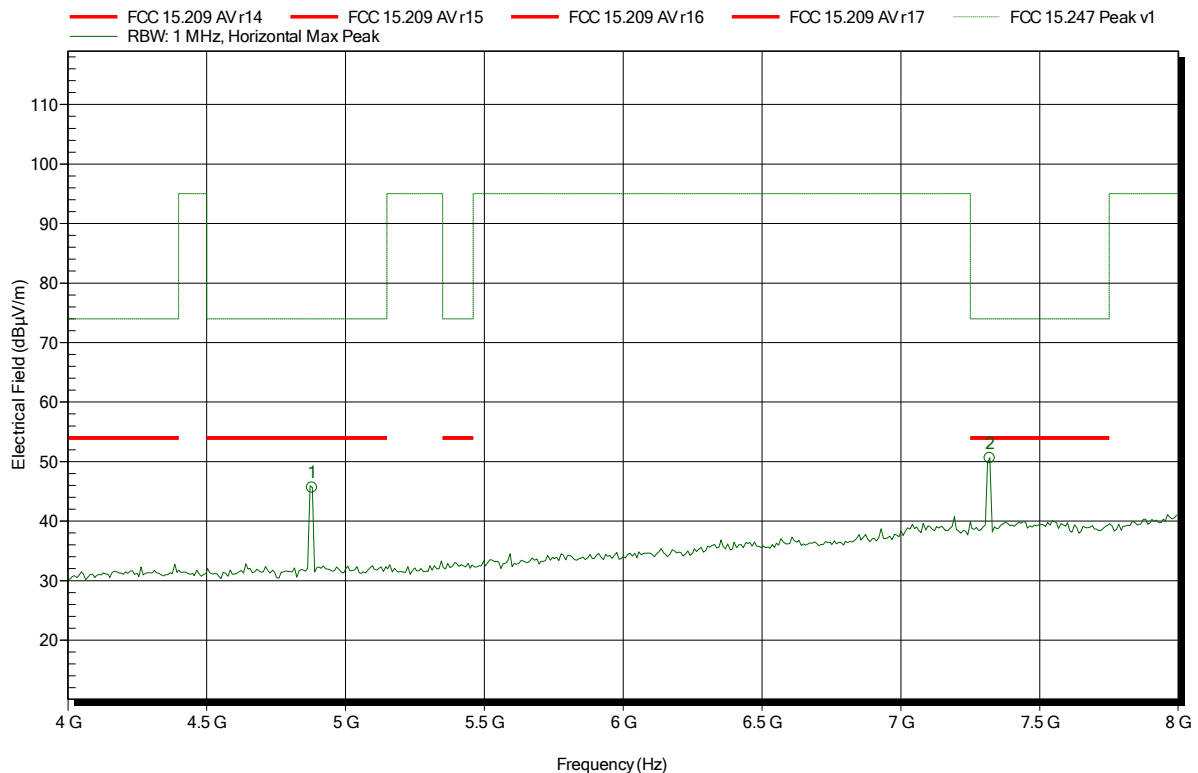


**Spurious emissions according to FCC 15.247, RSS-247 Issue 1**

Project number: G0M-1608-5788

Applicant: Schneider Schreibgeräte GmbH  
 EUT Name: blukii module  
 Model: L  
 Test Site: Eurofins Product Service GmbH  
 Operator: Mr. Suckow  
 Test Conditions: Tnom: 20°C, Vnom: 3 VDC  
 Antenna: Schwarzbeck BBHA 9120D, Horizontal  
 Measurement distance: 1 m converted to 3m  
 Mode: TX; BT LE 2440 MHz  
 Test Date: 2016-10-06  
 Note:

Index 9



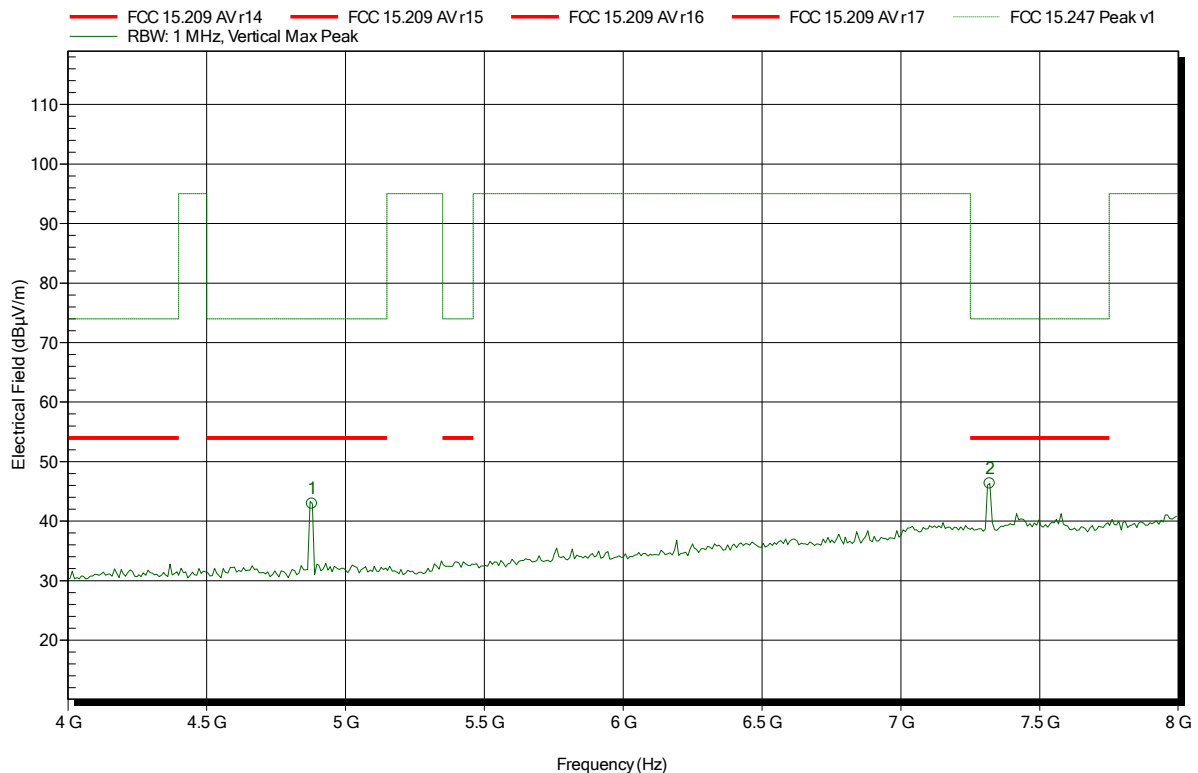
Frequency	Peak	Peak Limit	Peak Difference	Status
4.88 GHz	45.61 dBµV/m	74 dBµV/m	-28.39 dB	Pass
7.32 GHz	50.61 dBµV/m	74 dBµV/m	-23.39 dB	Pass

**Spurious emissions according to FCC 15.247, RSS-247 Issue 1**

Project number: G0M-1608-5788

Applicant: Schneider Schreibgeräte GmbH  
 EUT Name: blukii module  
 Model: L  
 Test Site: Eurofins Product Service GmbH  
 Operator: Mr. Suckow  
 Test Conditions: Tnom: 20°C, Vnom: 3 VDC  
 Antenna: Schwarzbeck BBHA 9120D, Vertical  
 Measurement distance: 1 m converted to 3m  
 Mode: TX; BT LE 2440 MHz  
 Test Date: 2016-10-06  
 Note:

Index 13



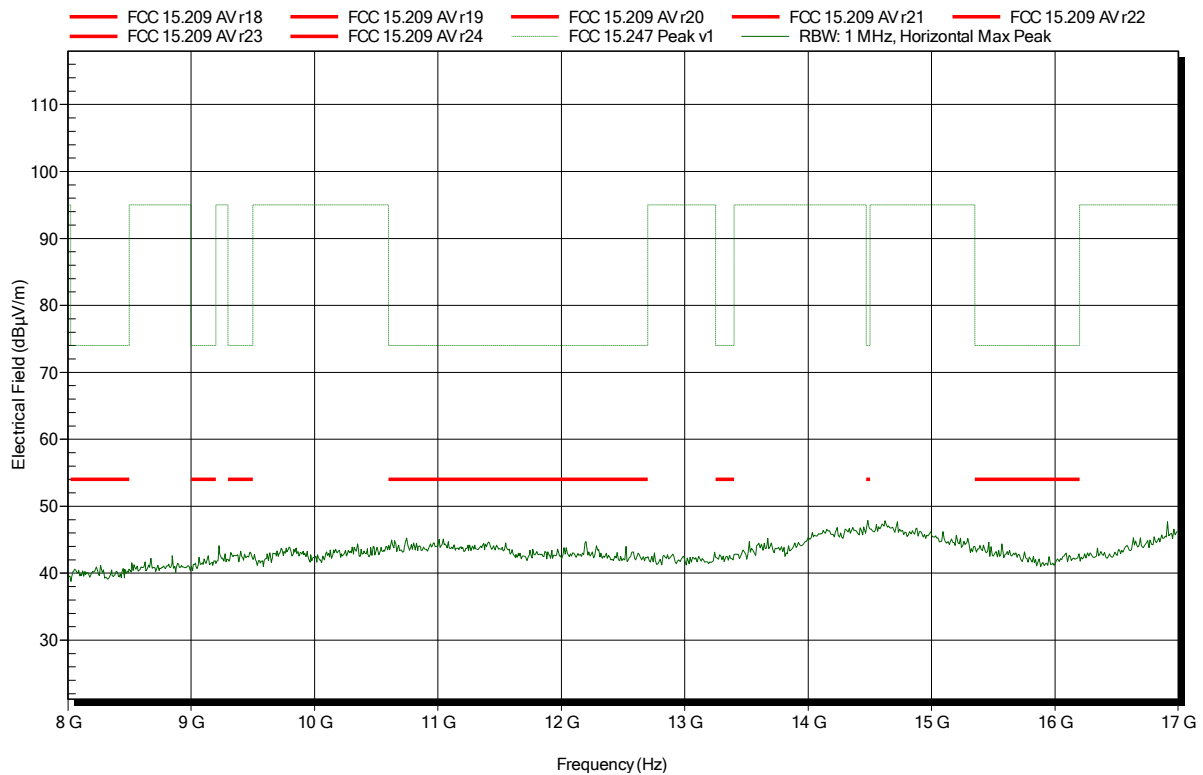
Frequency	Peak	Peak Limit	Peak Difference	Status
4.88 GHz	42.93 dBµV/m	74 dBµV/m	-31.07 dB	Pass
7.32 GHz	46.32 dBµV/m	74 dBµV/m	-27.68 dB	Pass

**Spurious emissions according to FCC 15.247, RSS-247 Issue 1**

Project number: G0M-1608-5788

Applicant: Schneider Schreibgeräte GmbH  
 EUT Name: blukii module  
 Model: L  
 Test Site: Eurofins Product Service GmbH  
 Operator: Mr. Suckow  
 Test Conditions: Tnom: 20°C, Vnom: 3 VDC  
 Antenna: Schwarzbeck BBHA 9120D, Horizontal  
 Measurement distance: 1 m converted to 3m  
 Mode: TX; BT LE 2440 MHz  
 Test Date: 2016-10-06  
 Note:

Index 10

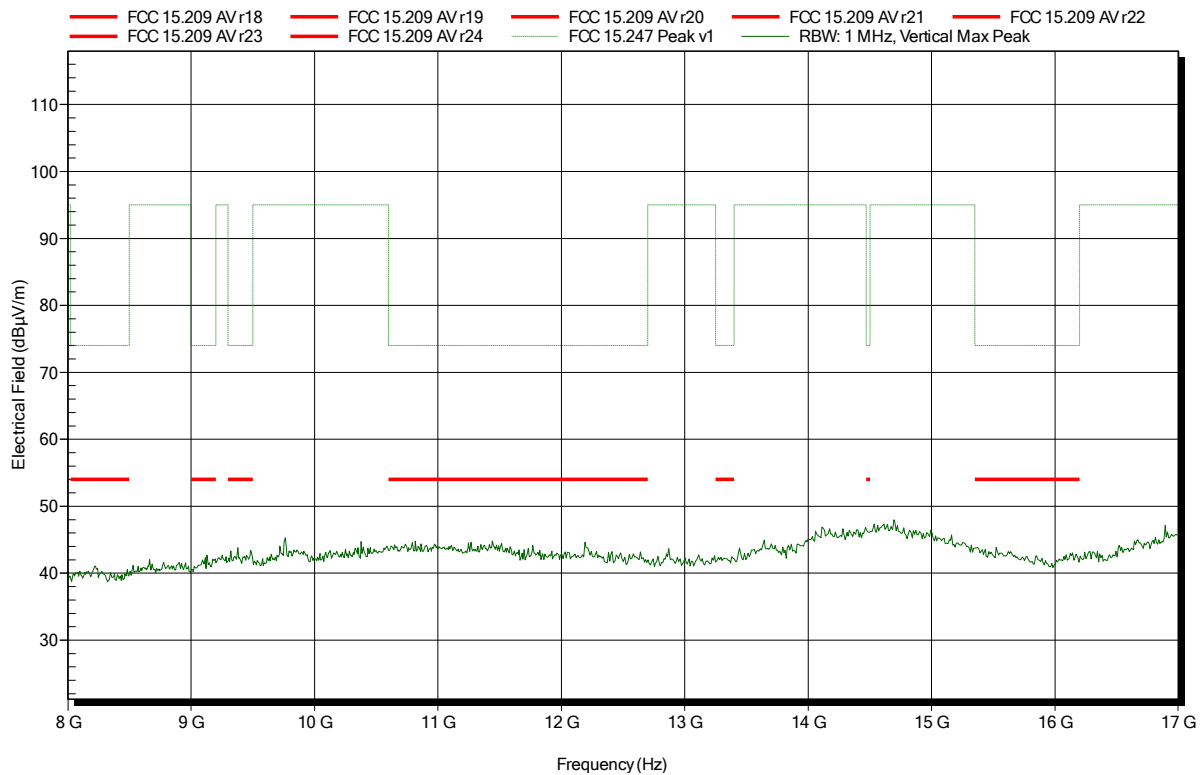


**Spurious emissions according to FCC 15.247, RSS-247 Issue 1**

Project number: G0M-1608-5788

Applicant:	Schneider Schreibgeräte GmbH
EUT Name:	blukii module
Model:	L
Test Site:	Eurofins Product Service GmbH
Operator:	Mr. Suckow
Test Conditions:	Tnom: 20°C, Vnom: 3 VDC
Antenna:	Schwarzbeck BBHA 9120D, Vertical
Measurement distance:	1 m converted to 3m
Mode:	TX; BT LE 2440 MHz
Test Date:	2016-10-06
Note:	

Index 12

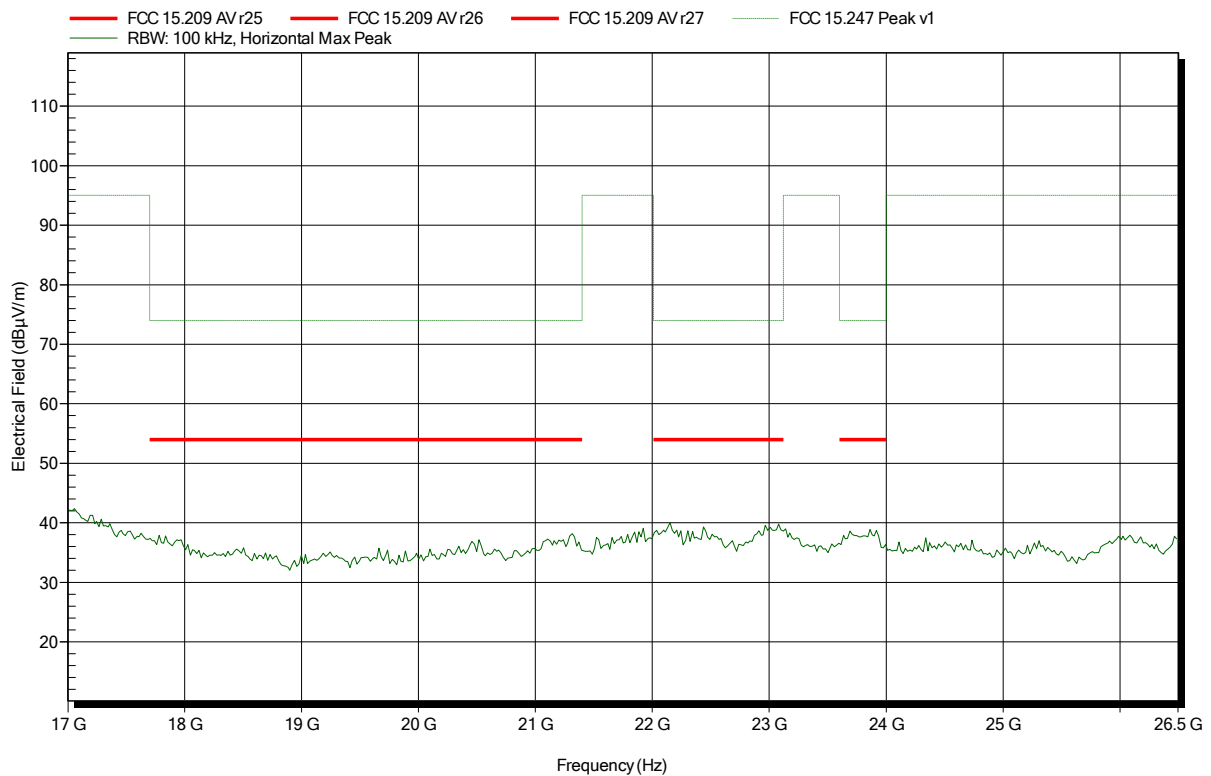


**Spurious emissions according to FCC 15.247, RSS-247 Issue 1**

Project number: G0M-1608-5788

Applicant:	Schneider Schreibgeräte GmbH
EUT Name:	blukii module
Model:	L
Test Site:	Eurofins Product Service GmbH
Operator:	Mr. Suckow
Test Conditions:	Tnom: 20°C, Vnom: 3 VDC
Antenna:	Amplifier Research AT 4560 (old name) / ATH18G40 (new name),
Horizontal	
Measurement distance:	1 m converted to 3m
Mode:	TX; BT LE 2440 MHz
Test Date:	2016-10-06
Note:	

Index 29

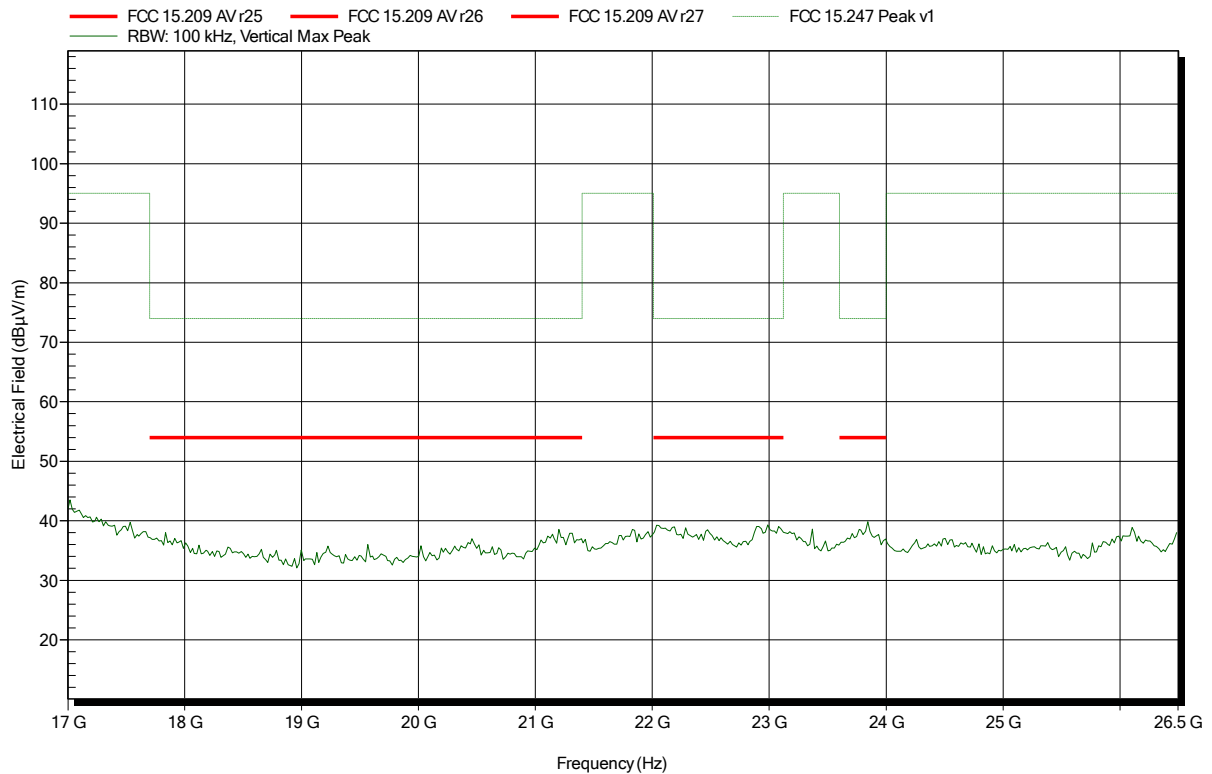


**Spurious emissions according to FCC 15.247, RSS-247 Issue 1**

Project number: G0M-1608-5788

Applicant:	Schneider Schreibgeräte GmbH
EUT Name:	blukii module
Model:	L
Test Site:	Eurofins Product Service GmbH
Operator:	Mr. Suckow
Test Conditions:	Tnom: 20°C, Vnom: 3 VDC
Antenna:	Amplifier Research AT 4560 (old name) / ATH18G40 (new name), Vertical
Measurement distance:	1 m converted to 3m
Mode:	TX; BT LE 2440 MHz
Test Date:	2016-10-06
Note:	

Index 33

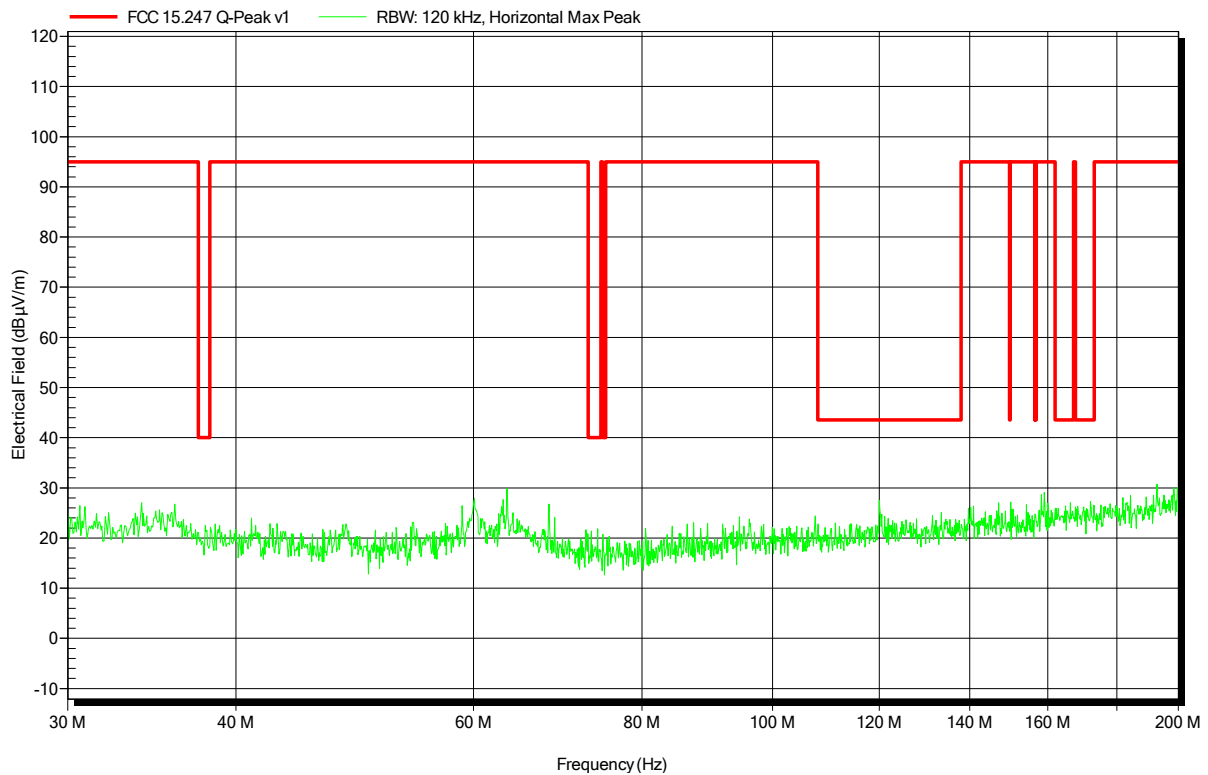


**Spurious emissions according to FCC 15.247, RSS-247 Issue 1**

Project number: G0M-1608-5788

Applicant:	Schneider Schreibgeräte GmbH
EUT Name:	blukii module
Model:	L
Test Site:	Eurofins Product Service GmbH
Operator:	Mr. Suckow
Test Conditions:	Tnom: 20°C, Vnom: 3 VDC
Antenna:	Rohde & Schwarz HK 116, Horizontal
Measurement distance:	3 m
Mode:	TX; BT LE 2480 MHz
Test Date:	2016-10-07
Note:	

Index 40

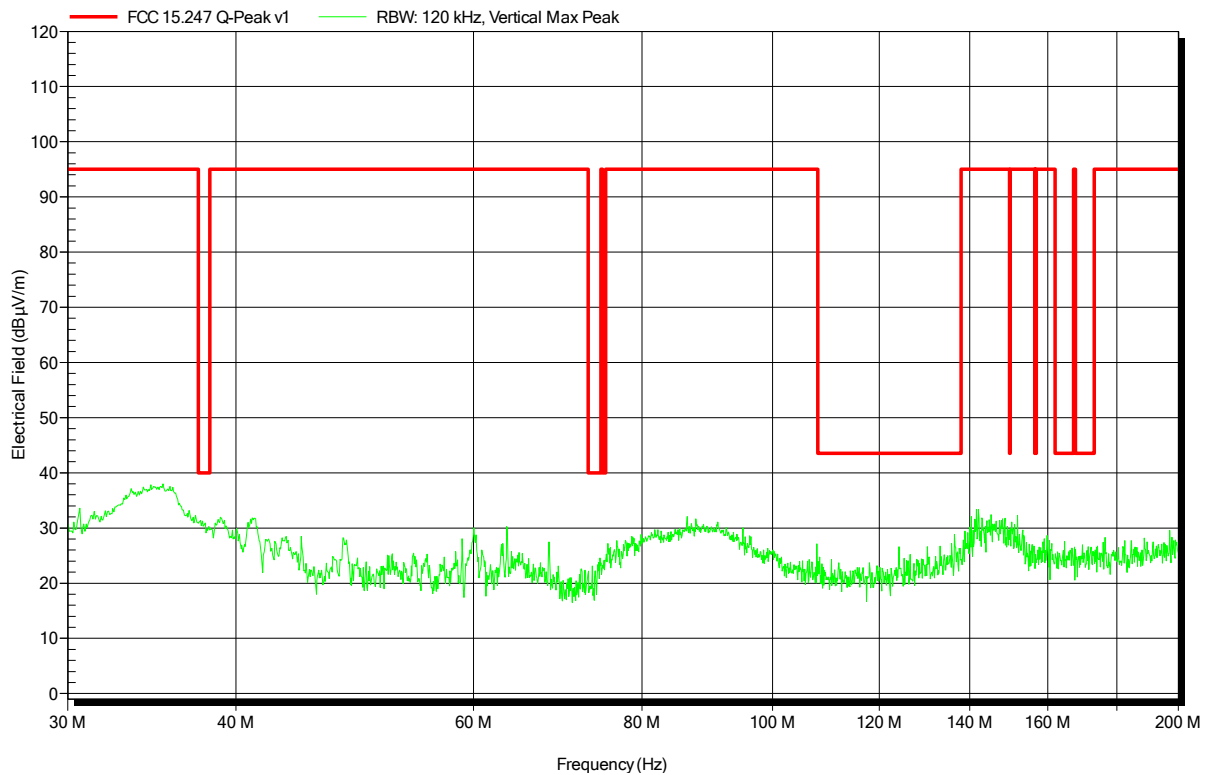


**Spurious emissions according to FCC 15.247, RSS-247 Issue 1**

Project number: G0M-1608-5788

Applicant:	Schneider Schreibgeräte GmbH
EUT Name:	blukii module
Model:	L
Test Site:	Eurofins Product Service GmbH
Operator:	Mr. Suckow
Test Conditions:	Tnom: 20°C, Vnom: 3 VDC
Antenna:	Rohde & Schwarz HK 116, Vertical
Measurement distance:	3 m
Mode:	TX; BT LE 2480 MHz
Test Date:	2016-10-07
Note:	

Index 39

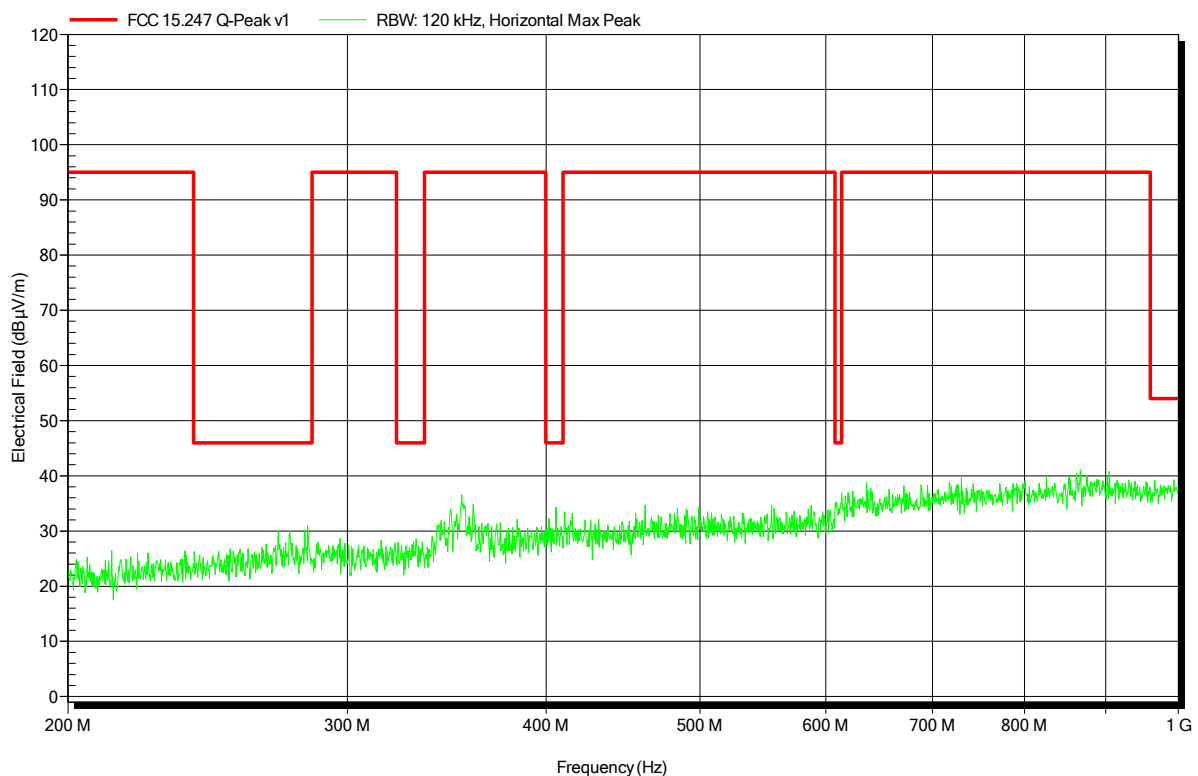


**Spurious emissions according to FCC 15.247, RSS-247 Issue 1**

Project number: G0M-1608-5788

Applicant:	Schneider Schreibgeräte GmbH
EUT Name:	blukii module
Model:	L
Test Site:	Eurofins Product Service GmbH
Operator:	Mr. Suckow
Test Conditions:	Tnom: 20°C, Vnom: 3 VDC
Antenna:	Rohde & Schwarz HL 223, Horizontal
Measurement distance:	3 m
Mode:	TX; BT LE 2480 MHz
Test Date:	2016-10-07
Note:	

Index 41

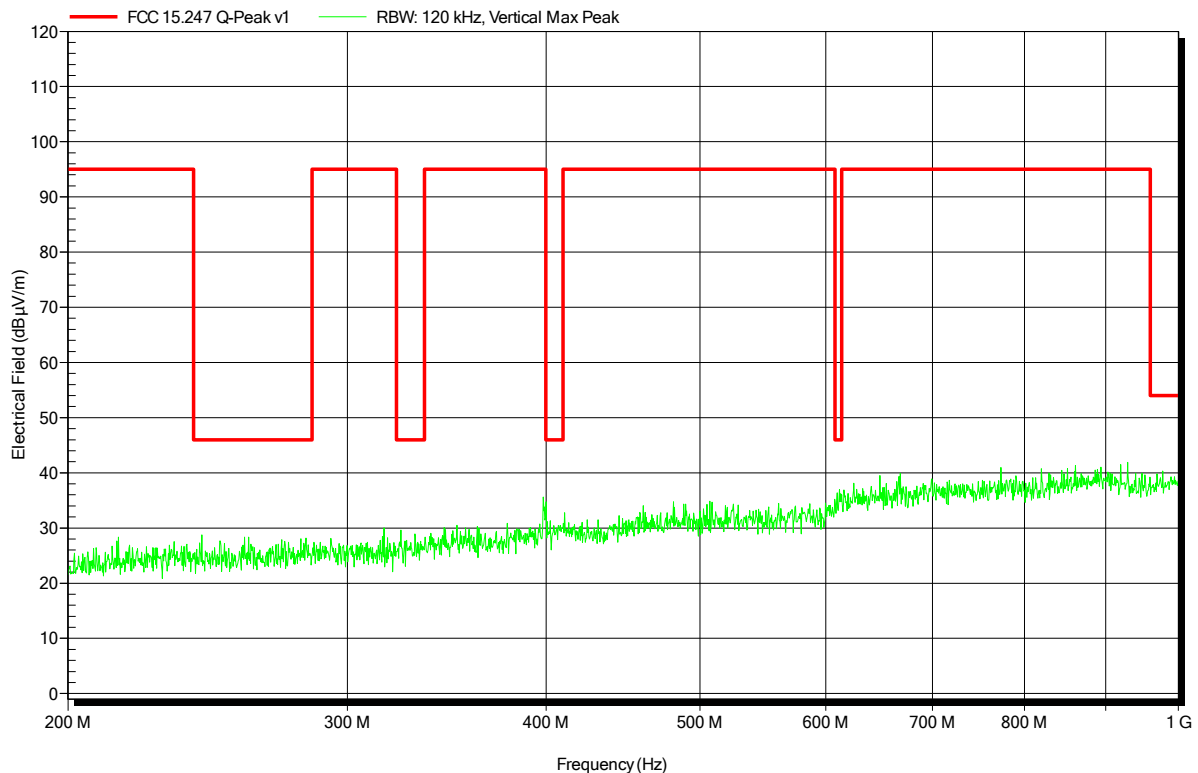


**Spurious emissions according to FCC 15.247, RSS-247 Issue 1**

Project number: G0M-1608-5788

Applicant:	Schneider Schreibgeräte GmbH
EUT Name:	blukii module
Model:	L
Test Site:	Eurofins Product Service GmbH
Operator:	Mr. Suckow
Test Conditions:	Tnom: 20°C, Vnom: 3 VDC
Antenna:	Rohde & Schwarz HL 223, Vertical
Measurement distance:	3 m
Mode:	TX; BT LE 2480 MHz
Test Date:	2016-10-07
Note:	

Index 42

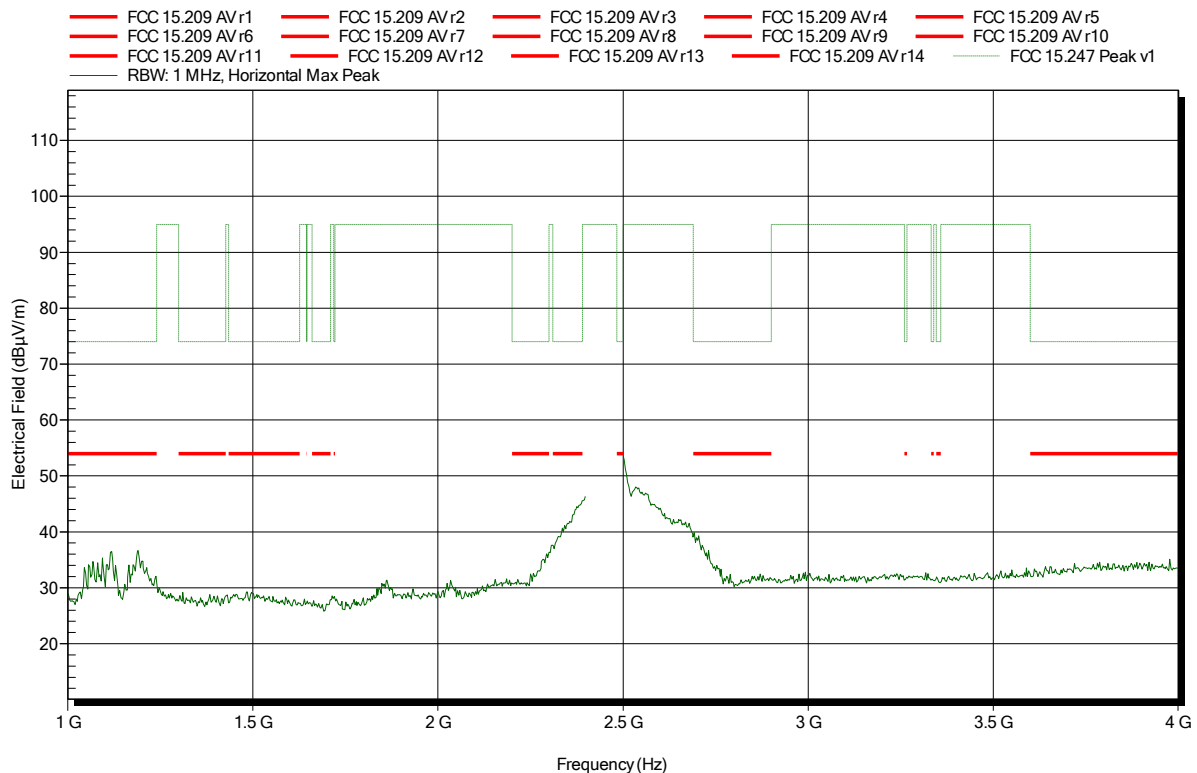


**Spurious emissions according to FCC 15.247, RSS-247 Issue 1**

Project number: G0M-1608-5788

Applicant: Schneider Schreibgeräte GmbH  
 EUT Name: blukii module  
 Model: L  
 Test Site: Eurofins Product Service GmbH  
 Operator: Mr. Suckow  
 Test Conditions: Tnom: 20°C, Vnom: 3 VDC  
 Antenna: Schwarzbeck BBHA 9120D, Horizontal  
 Measurement distance: 1 m converted to 3m  
 Mode: TX; BT LE 2480 MHz  
 Test Date: 2016-10-06  
 Note:

Index 24

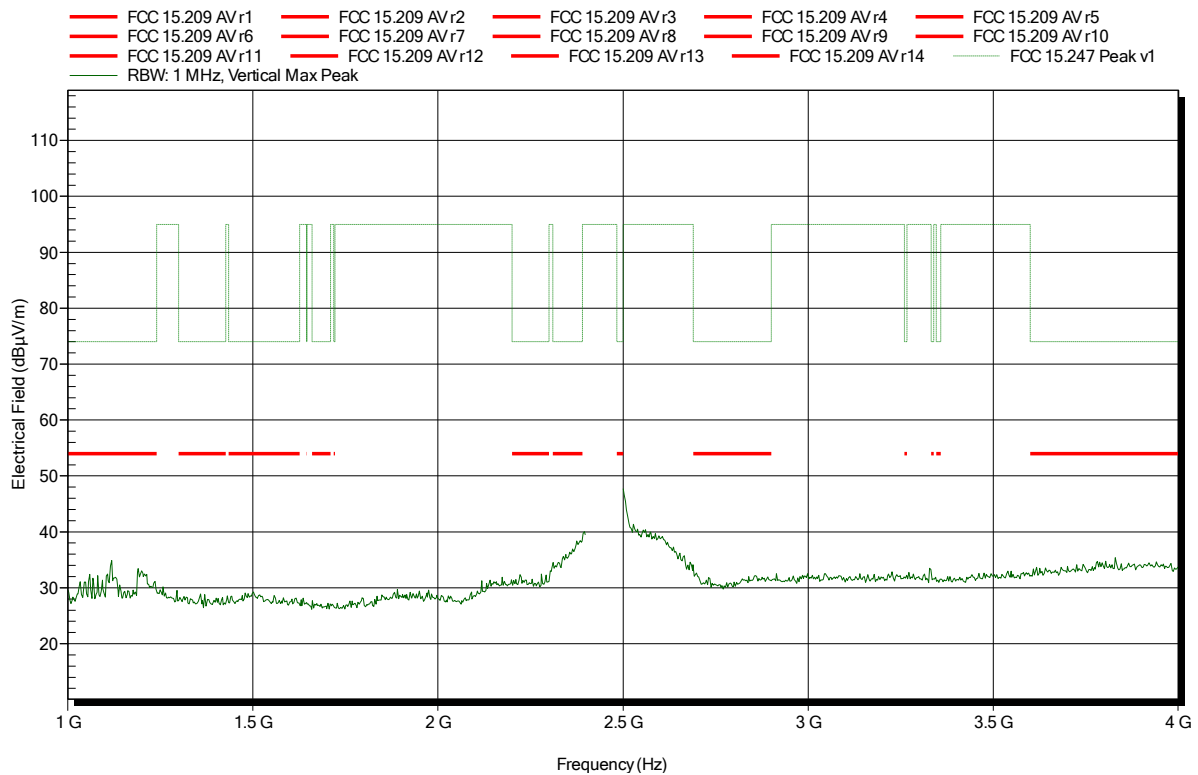


**Spurious emissions according to FCC 15.247, RSS-247 Issue 1**

Project number: G0M-1608-5788

Applicant: Schneider Schreibgeräte GmbH  
 EUT Name: blukii module  
 Model: L  
 Test Site: Eurofins Product Service GmbH  
 Operator: Mr. Suckow  
 Test Conditions: Tnom: 20°C, Vnom: 3 VDC  
 Antenna: Schwarzbeck BBHA 9120D, Vertical  
 Measurement distance: 1 m converted to 3m  
 Mode: TX; BT LE 2480 MHz  
 Test Date: 2016-10-06  
 Note:

Index 19

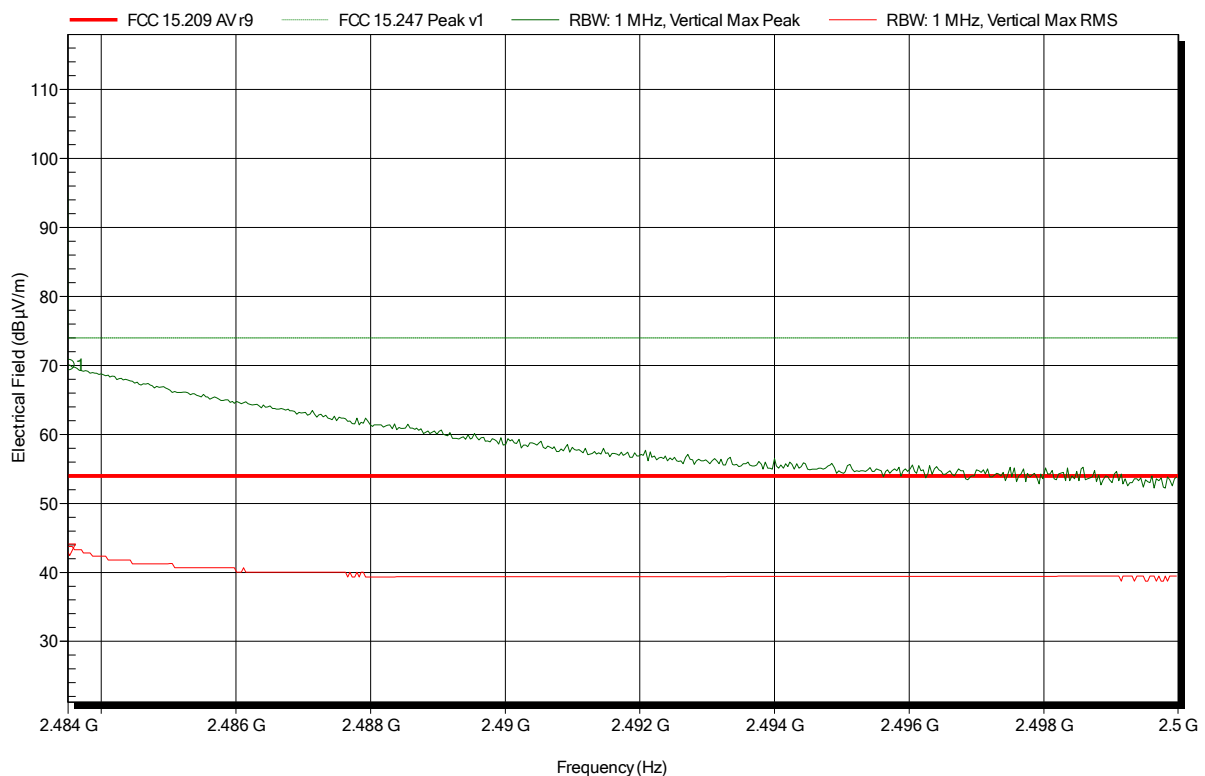


**Spurious emissions according to FCC 15.247, RSS-247 Issue 1**

Project number: G0M-1608-5788

Applicant: Schneider Schreibgeräte GmbH  
 EUT Name: blukii module  
 Model: L  
 Test Site: Eurofins Product Service GmbH  
 Operator: Mr. Suckow  
 Test Conditions: Tnom: 20°C, Vnom: 3 VDC  
 Antenna: Schwarzbeck BBHA 9120D, Vertical  
 Measurement distance: 1 m converted to 3m  
 Mode: TX; BT LE 2480 MHz  
 Test Date: 2016-10-06  
 Note: upper bandedge

Index 18



Frequency	Peak	Peak Limit	Peak Difference	Peak Status
2.4835 GHz	70.02 dBµV/m	74 dBµV/m	-3.98 dB	Pass

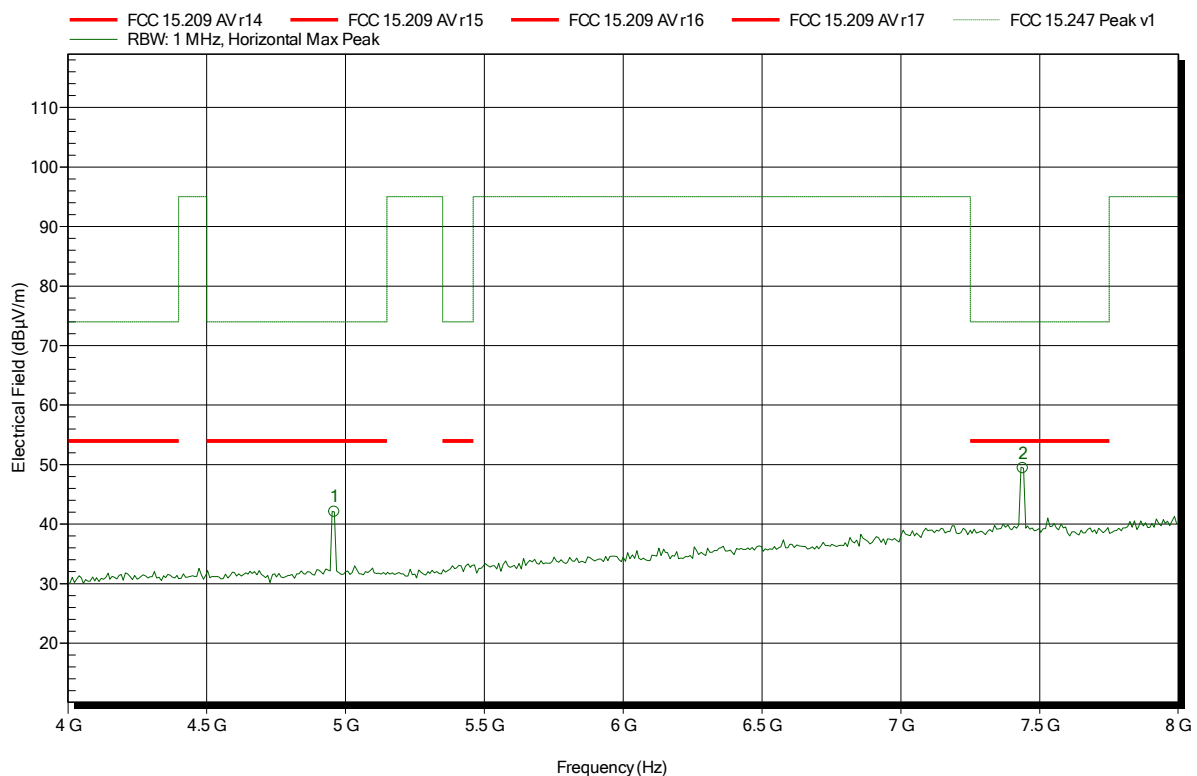
Frequency	RMS	RMS Limit	RMS Difference	RMS Status
2.4835 GHz	43.02 dBµV/m	54 dBµV/m	-10.71 dB	Pass

**Spurious emissions according to FCC 15.247, RSS-247 Issue 1**

Project number: G0M-1608-5788

Applicant: Schneider Schreibgeräte GmbH  
 EUT Name: blukii module  
 Model: L  
 Test Site: Eurofins Product Service GmbH  
 Operator: Mr. Suckow  
 Test Conditions: Tnom: 20°C, Vnom: 3 VDC  
 Antenna: Schwarzbeck BBHA 9120D, Horizontal  
 Measurement distance: 1 m converted to 3m  
 Mode: TX; BT LE 2480 MHz  
 Test Date: 2016-10-06  
 Note:

Index 23



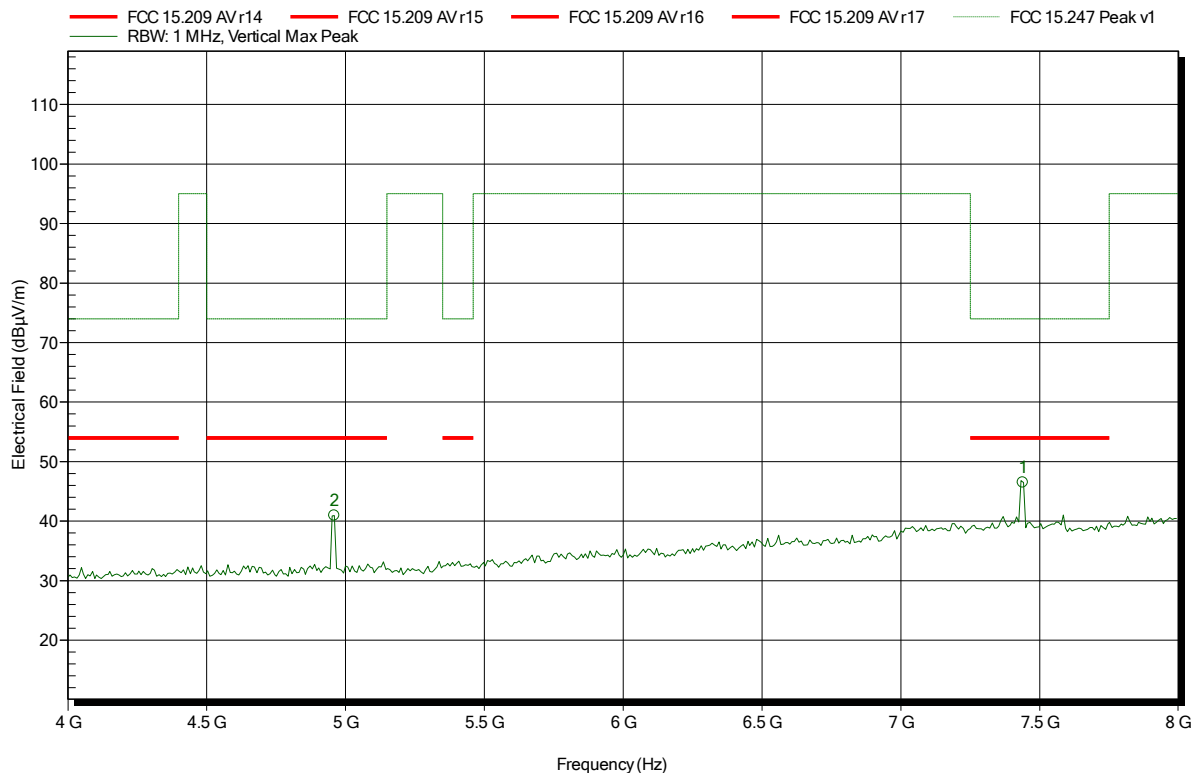
Frequency	Peak	Peak Limit	Peak Difference	Status
4.96 GHz	42.03 dBµV/m	74 dBµV/m	-31.97 dB	Pass
7.44 GHz	49.4 dBµV/m	74 dBµV/m	-24.6 dB	Pass

**Spurious emissions according to FCC 15.247, RSS-247 Issue 1**

Project number: G0M-1608-5788

Applicant: Schneider Schreibgeräte GmbH  
 EUT Name: blukii module  
 Model: L  
 Test Site: Eurofins Product Service GmbH  
 Operator: Mr. Suckow  
 Test Conditions: Tnom: 20°C, Vnom: 3 VDC  
 Antenna: Schwarzbeck BBHA 9120D, Vertical  
 Measurement distance: 1 m converted to 3m  
 Mode: TX; BT LE 2480 MHz  
 Test Date: 2016-10-06  
 Note:

Index 20



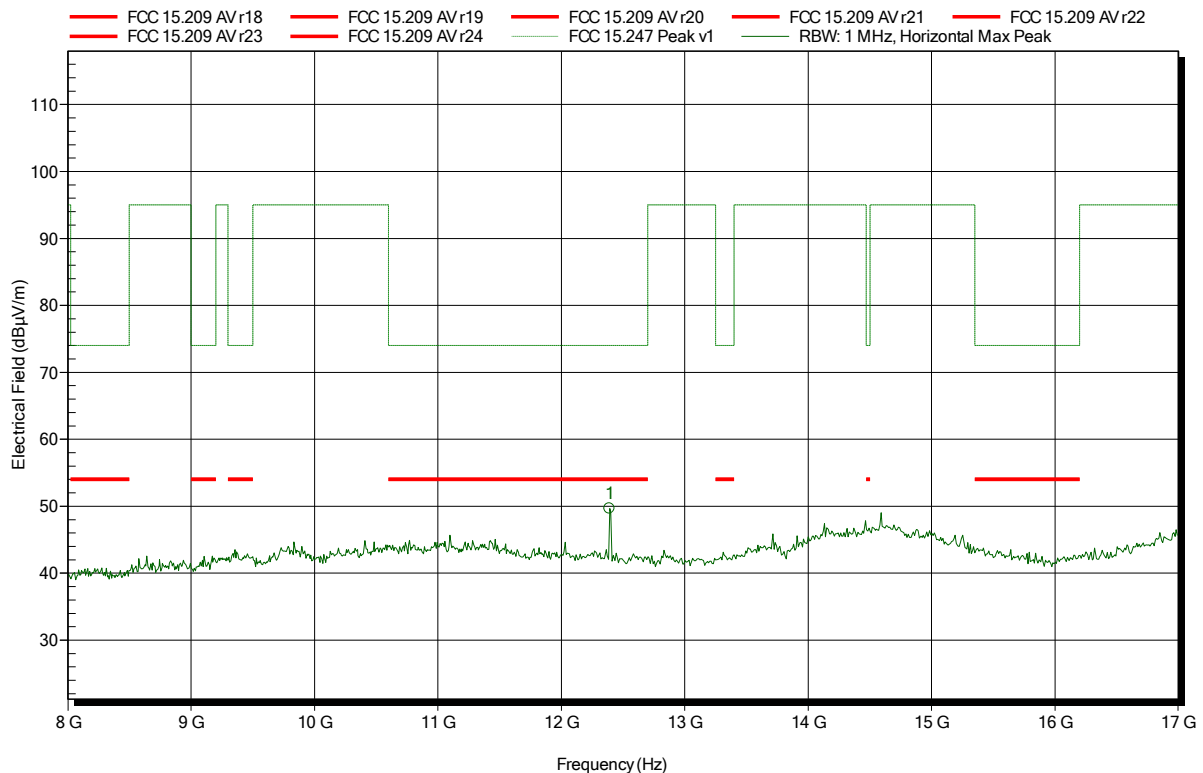
Frequency	Peak	Peak Limit	Peak Difference	Status
4.96 GHz	40.9 dBµV/m	74 dBµV/m	-33.1 dB	Pass
7.44 GHz	46.46 dBµV/m	74 dBµV/m	-27.54 dB	Pass

**Spurious emissions according to FCC 15.247, RSS-247 Issue 1**

Project number: G0M-1608-5788

Applicant: Schneider Schreibgeräte GmbH  
 EUT Name: blukii module  
 Model: L  
 Test Site: Eurofins Product Service GmbH  
 Operator: Mr. Suckow  
 Test Conditions: Tnom: 20°C, Vnom: 3 VDC  
 Antenna: Schwarzbeck BBHA 9120D, Horizontal  
 Measurement distance: 1 m converted to 3m  
 Mode: TX; BT LE 2480 MHz  
 Test Date: 2016-10-06  
 Note:

Index 22



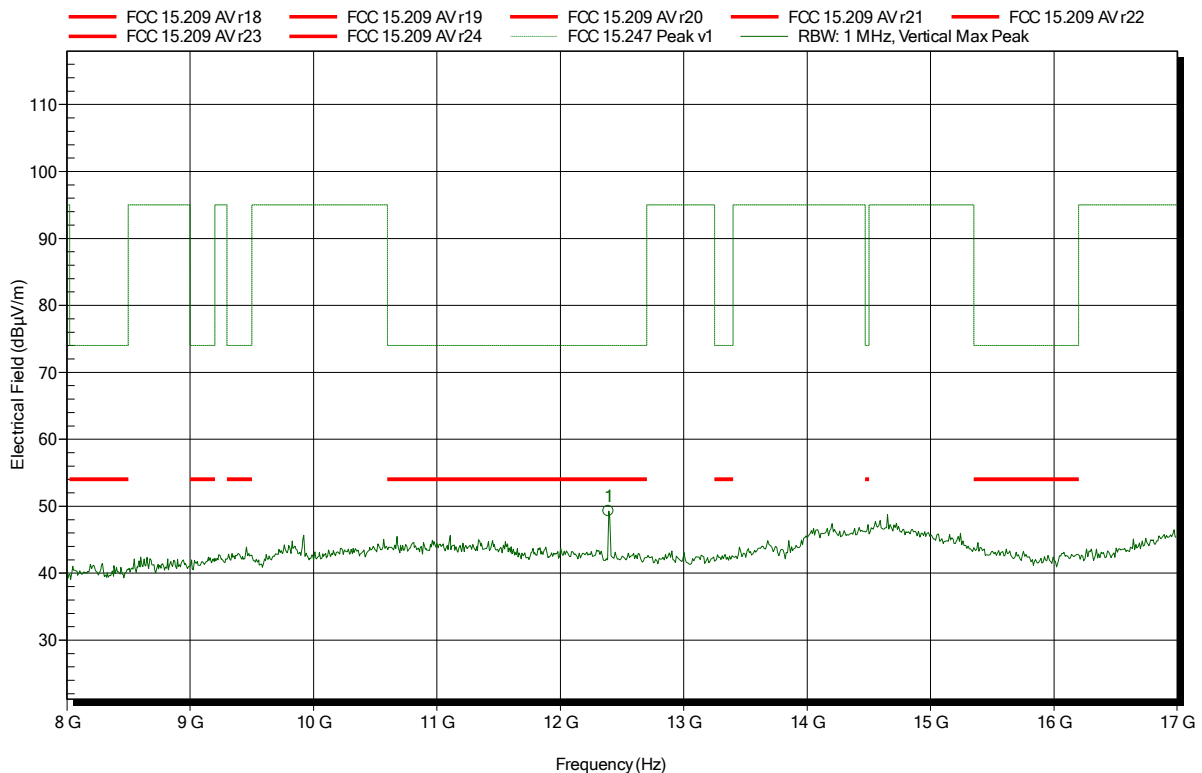
Frequency	Peak	Peak Limit	Peak Difference	Status
12.39 GHz	49.66 dBµV/m	74 dBµV/m	-24.34 dB	Pass

**Spurious emissions according to FCC 15.247, RSS-247 Issue 1**

Project number: G0M-1608-5788

Applicant: Schneider Schreibgeräte GmbH  
 EUT Name: blukii module  
 Model: L  
 Test Site: Eurofins Product Service GmbH  
 Operator: Mr. Suckow  
 Test Conditions: Tnom: 20°C, Vnom: 3 VDC  
 Antenna: Schwarzbeck BBHA 9120D, Vertical  
 Measurement distance: 1 m converted to 3m  
 Mode: TX; BT LE 2480 MHz  
 Test Date: 2016-10-06  
 Note:

Index 21



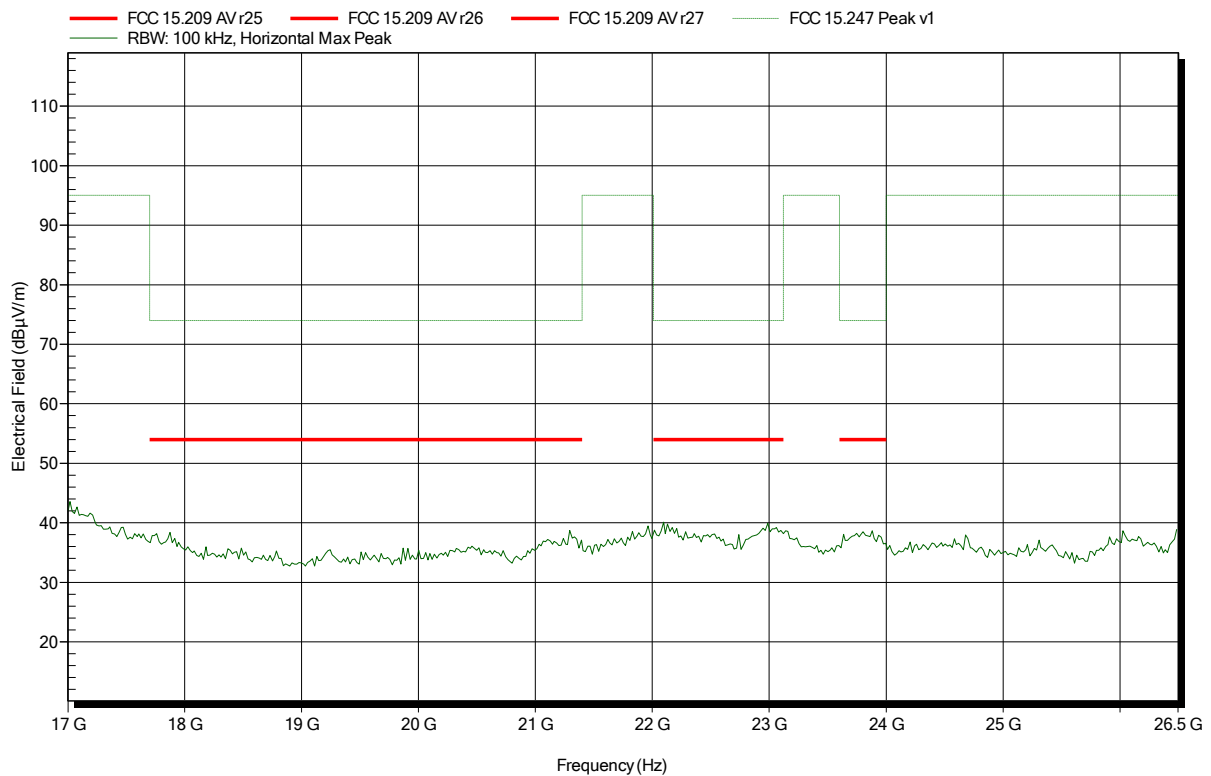
Frequency	Peak	Peak Limit	Peak Difference	Status
12.39 GHz	49.28 dBµV/m	74 dBµV/m	-24.72 dB	Pass

**Spurious emissions according to FCC 15.247, RSS-247 Issue 1**

Project number: G0M-1608-5788

Applicant:	Schneider Schreibgeräte GmbH
EUT Name:	blukii module
Model:	L
Test Site:	Eurofins Product Service GmbH
Operator:	Mr. Suckow
Test Conditions:	Tnom: 20°C, Vnom: 3 VDC
Antenna:	Amplifier Research AT 4560 (old name) / ATH18G40 (new name),
Horizontal	
Measurement distance:	1 m converted to 3m
Mode:	TX; BT LE 2480 MHz
Test Date:	2016-10-06
Note:	

Index 30

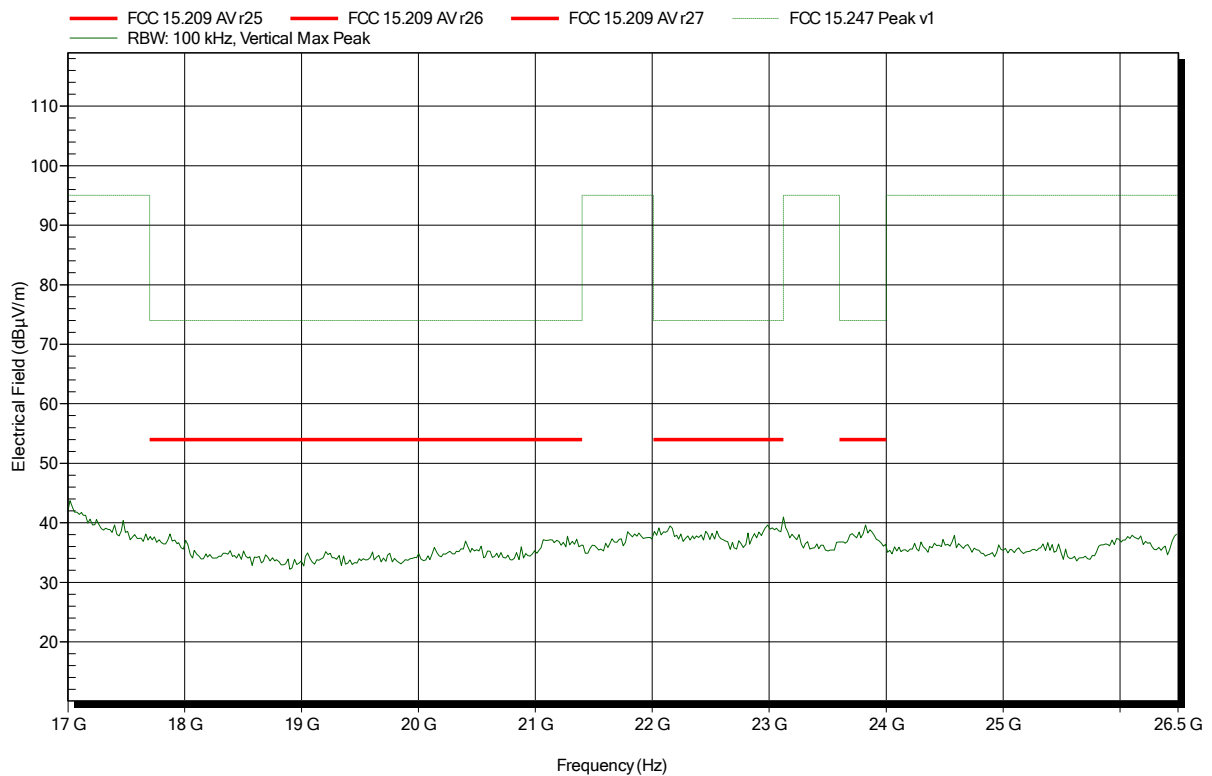


**Spurious emissions according to FCC 15.247, RSS-247 Issue 1**

Project number: G0M-1608-5788

Applicant:	Schneider Schreibgeräte GmbH
EUT Name:	blukii module
Model:	L
Test Site:	Eurofins Product Service GmbH
Operator:	Mr. Suckow
Test Conditions:	Tnom: 20°C, Vnom: 3 VDC
Antenna:	Amplifier Research AT 4560 (old name) / ATH18G40 (new name),
Vertical	
Measurement distance:	1 m converted to 3m
Mode:	TX; BT LE 2480 MHz
Test Date:	2016-10-06
Note:	

Index 32



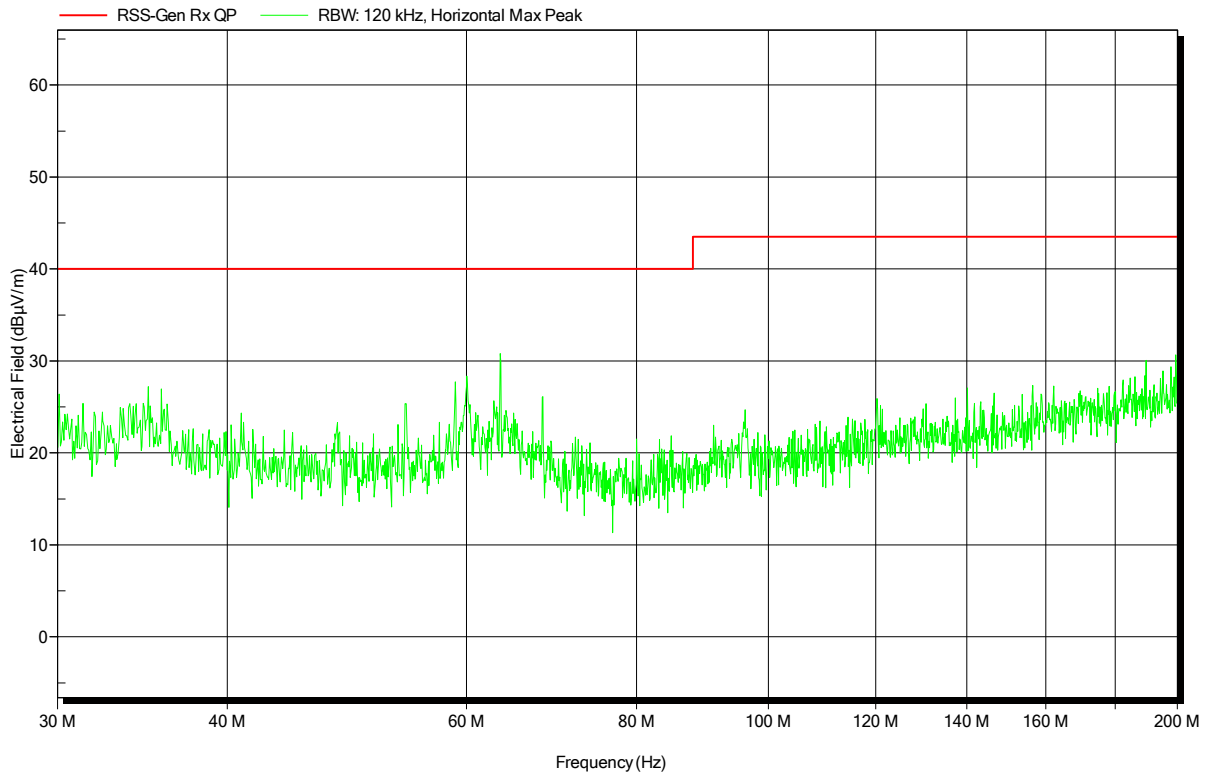
## ANNEX C Receiver radiated spurious emissions

### Spurious emissions according to RSS-247 Issue 1

Project number: G0M-1608-5788

Applicant:	Schneider Schreibgeräte GmbH
EUT Name:	blukii module
Model:	L
Test Site:	Eurofins Product Service GmbH
Operator:	Mr. Suckow
Test Conditions:	Tnom: 20°C, Vnom: 3 VDC
Antenna:	Rohde & Schwarz HK 116, Horizontal
Measurement distance:	3 m
Mode:	RX; BT LE 2440 MHz
Test Date:	2016-10-07
Note:	

Index 79

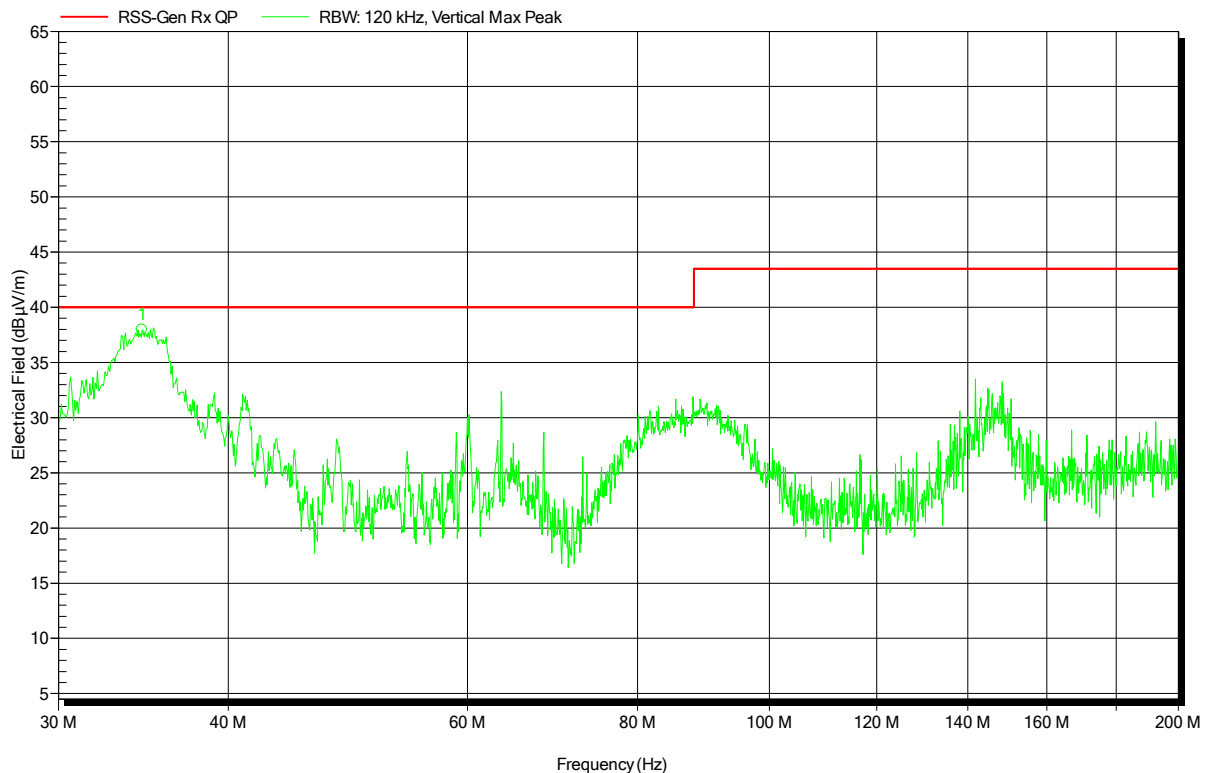


**Spurious emissions according to RSS-247 Issue 1**

Project number: G0M-1608-5788

Applicant:	Schneider Schreibgeräte GmbH
EUT Name:	blukii module
Model:	L
Test Site:	Eurofins Product Service GmbH
Operator:	Mr. Suckow
Test Conditions:	Tnom: 20°C, Vnom: 3 VDC
Antenna:	Rohde & Schwarz HK 116, Vertical
Measurement distance:	3 m
Mode:	RX; BT LE 2440 MHz
Test Date:	2016-10-07
Note:	

Index 80



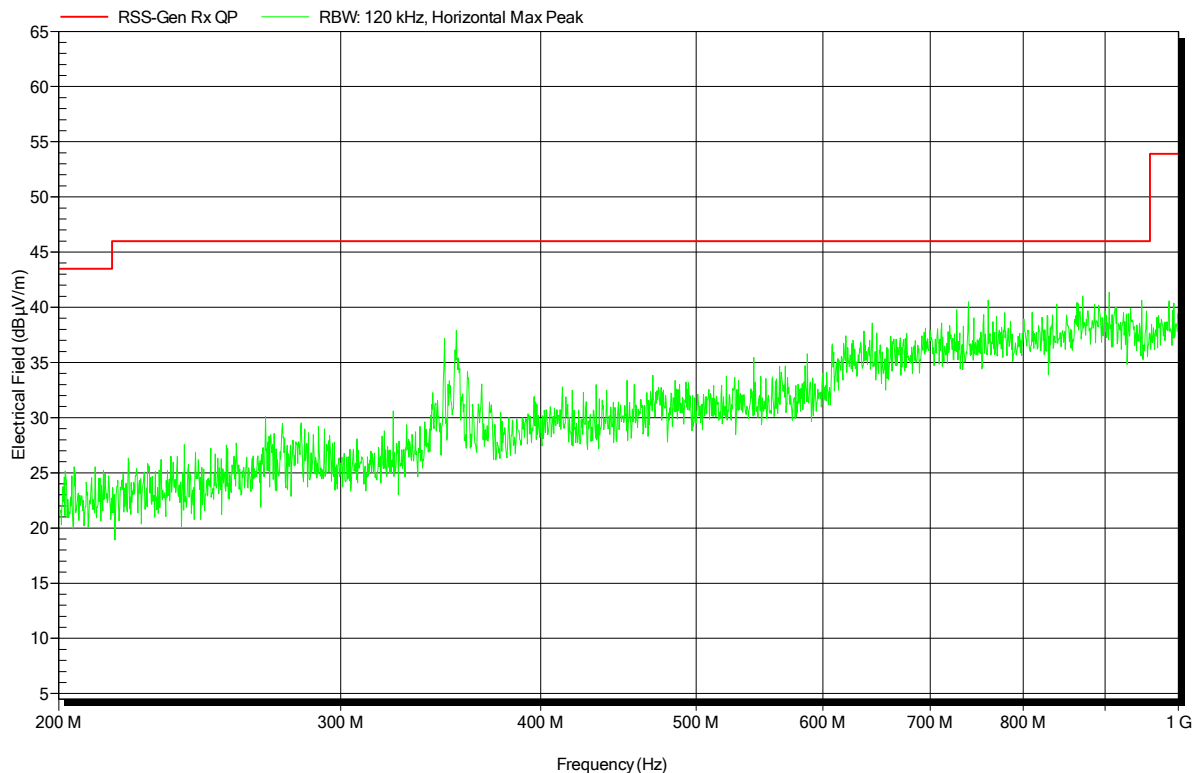
Frequency	Peak	Peak Limit	Peak Difference	Status
34.56 MHz	38 dBµV/m	40 dBµV/m	-2.03 dB	Pass

**Spurious emissions according to RSS-247 Issue 1**

Project number: G0M-1608-5788

Applicant:	Schneider Schreibgeräte GmbH
EUT Name:	blukii module
Model:	L
Test Site:	Eurofins Product Service GmbH
Operator:	Mr. Suckow
Test Conditions:	Tnom: 20°C, Vnom: 3 VDC
Antenna:	Rohde & Schwarz HL 223, Horizontal
Measurement distance:	3 m
Mode:	RX; BT LE 2440 MHz
Test Date:	2016-10-07
Note:	

Index 73

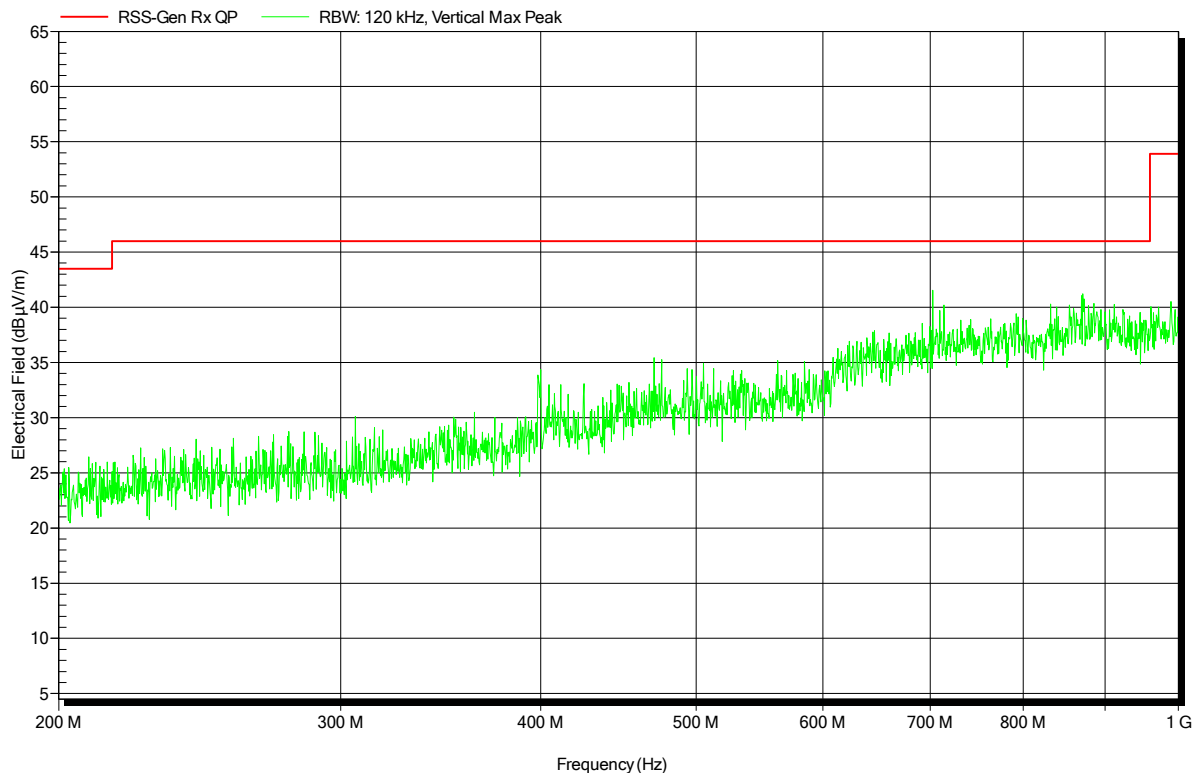


**Spurious emissions according to RSS-247 Issue 1**

Project number: G0M-1608-5788

Applicant:	Schneider Schreibgeräte GmbH
EUT Name:	blukii module
Model:	L
Test Site:	Eurofins Product Service GmbH
Operator:	Mr. Suckow
Test Conditions:	Tnom: 20°C, Vnom: 3 VDC
Antenna:	Rohde & Schwarz HL 223, Vertical
Measurement distance:	3 m
Mode:	RX; BT LE 2440 MHz
Test Date:	2016-10-07
Note:	

Index 74

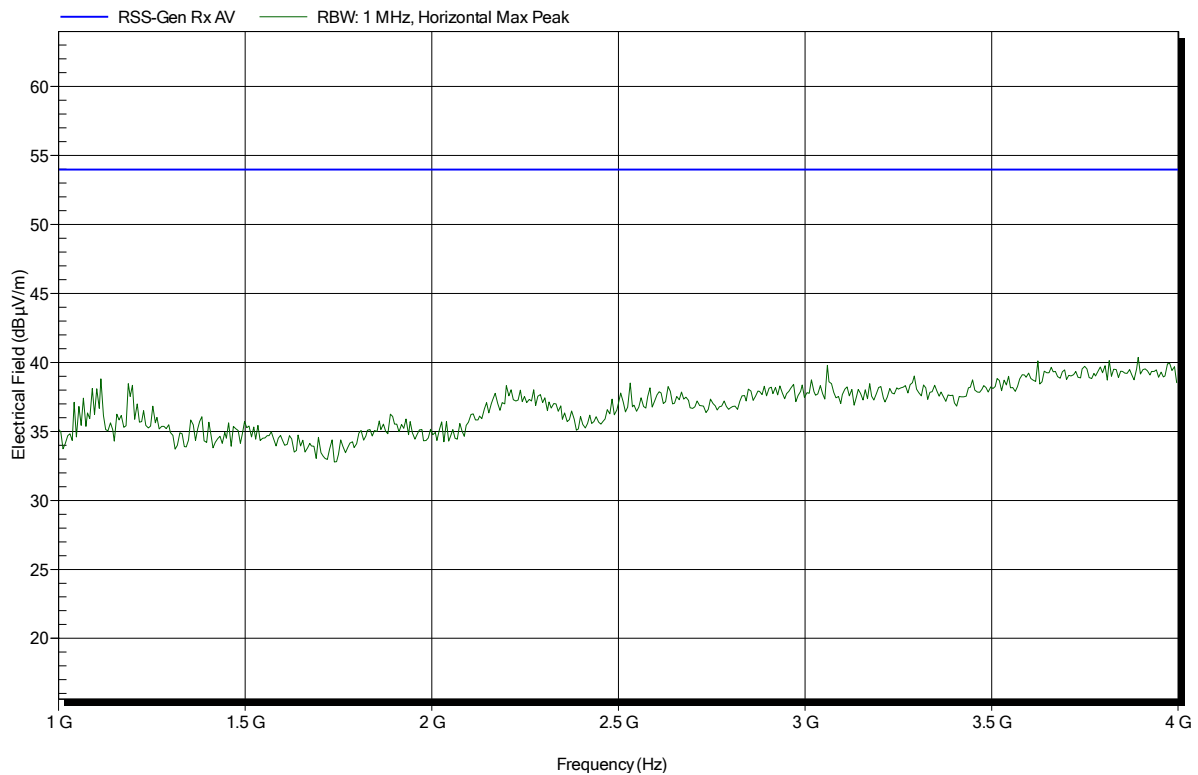


**Spurious emissions according to RSS-247 Issue 1**

Project number: GOM-1608-5788

Applicant:	Schneider Schreibgeräte GmbH
EUT Name:	blukii module
Model:	L
Test Site:	Eurofins Product Service GmbH
Operator:	Mr. Suckow
Test Conditions:	Tnom: 20°C, Vnom: 3 VDC
Antenna:	Schwarzbeck BBHA 9120D, Horizontal
Measurement distance:	3 m
Mode:	RX; BT LE 2440 MHz
Test Date:	2016-10-07
Note:	

Index 68

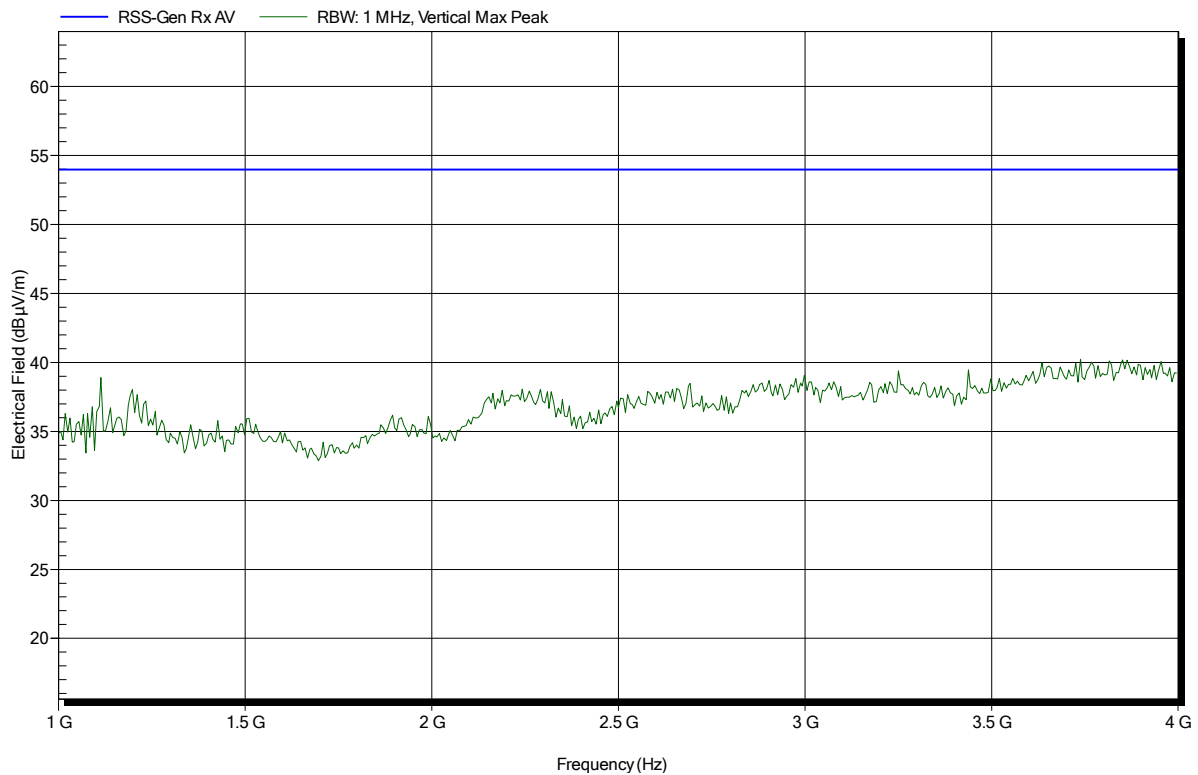


**Spurious emissions according to RSS-247 Issue 1**

Project number: G0M-1608-5788

Applicant:	Schneider Schreibgeräte GmbH
EUT Name:	blukii module
Model:	L
Test Site:	Eurofins Product Service GmbH
Operator:	Mr. Suckow
Test Conditions:	Tnom: 20°C, Vnom: 3 VDC
Antenna:	Schwarzbeck BBHA 9120D, Vertical
Measurement distance:	3 m
Mode:	RX; BT LE 2440 MHz
Test Date:	2016-10-07
Note:	

Index 61

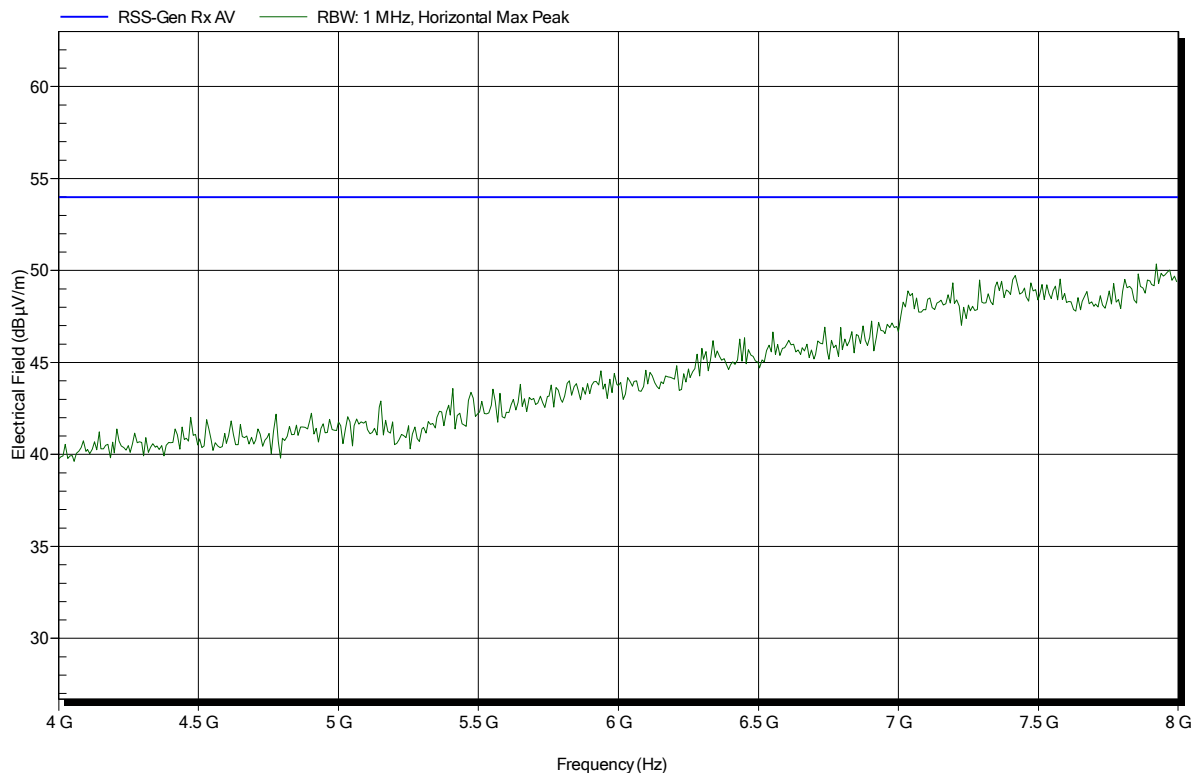


**Spurious emissions according to RSS-247 Issue 1**

Project number: G0M-1608-5788

Applicant:	Schneider Schreibgeräte GmbH
EUT Name:	blukii module
Model:	L
Test Site:	Eurofins Product Service GmbH
Operator:	Mr. Suckow
Test Conditions:	Tnom: 20°C, Vnom: 3 VDC
Antenna:	Schwarzbeck BBHA 9120D, Horizontal
Measurement distance:	3 m
Mode:	RX; BT LE 2440 MHz
Test Date:	2016-10-07
Note:	

Index 67

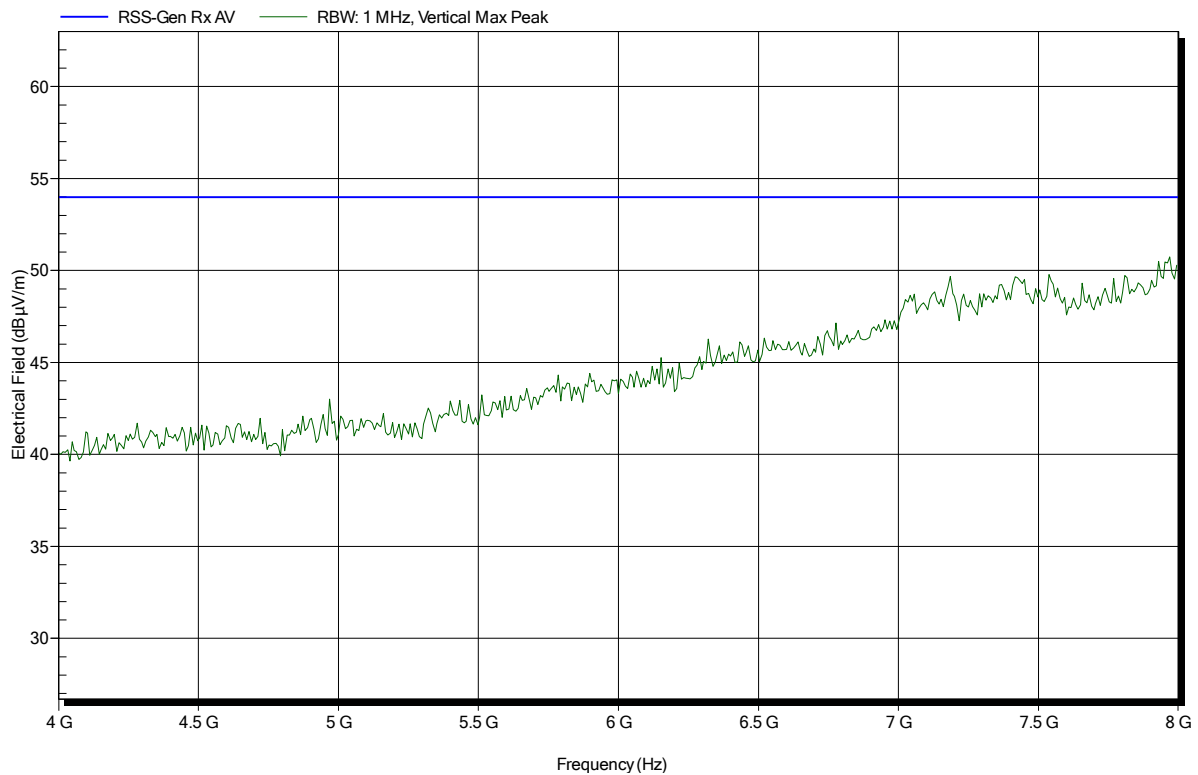


**Spurious emissions according to RSS-247 Issue 1**

Project number: G0M-1608-5788

Applicant:	Schneider Schreibgeräte GmbH
EUT Name:	blukii module
Model:	L
Test Site:	Eurofins Product Service GmbH
Operator:	Mr. Suckow
Test Conditions:	Tnom: 20°C, Vnom: 3 VDC
Antenna:	Schwarzbeck BBHA 9120D, Vertical
Measurement distance:	3 m
Mode:	RX; BT LE 2440 MHz
Test Date:	2016-10-07
Note:	

Index 62

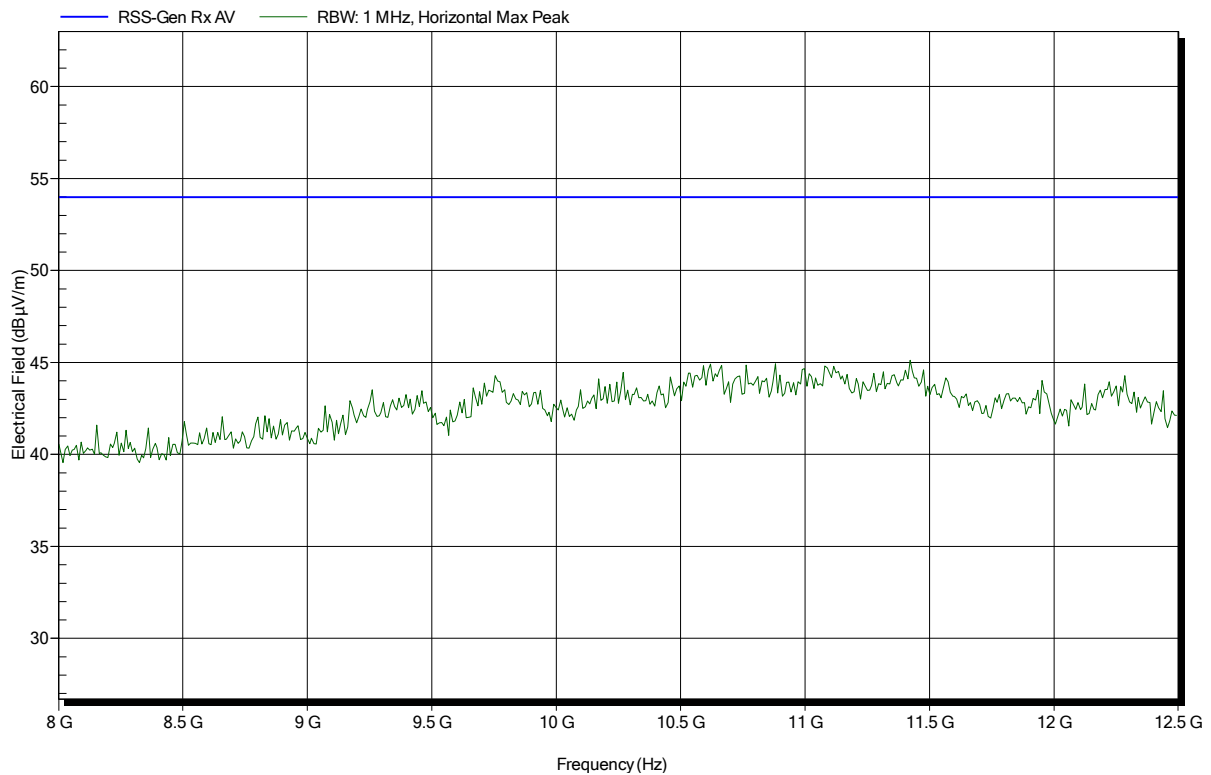


**Spurious emissions according to RSS-247 Issue 1**

Project number: G0M-1608-5788

Applicant:	Schneider Schreibgeräte GmbH
EUT Name:	blukii module
Model:	L
Test Site:	Eurofins Product Service GmbH
Operator:	Mr. Suckow
Test Conditions:	Tnom: 20°C, Vnom: 3 VDC
Antenna:	Schwarzbeck BBHA 9120D, Horizontal
Measurement distance:	1 m converted to 3m
Mode:	RX; BT LE 2440 MHz
Test Date:	2016-10-07
Note:	

Index 48

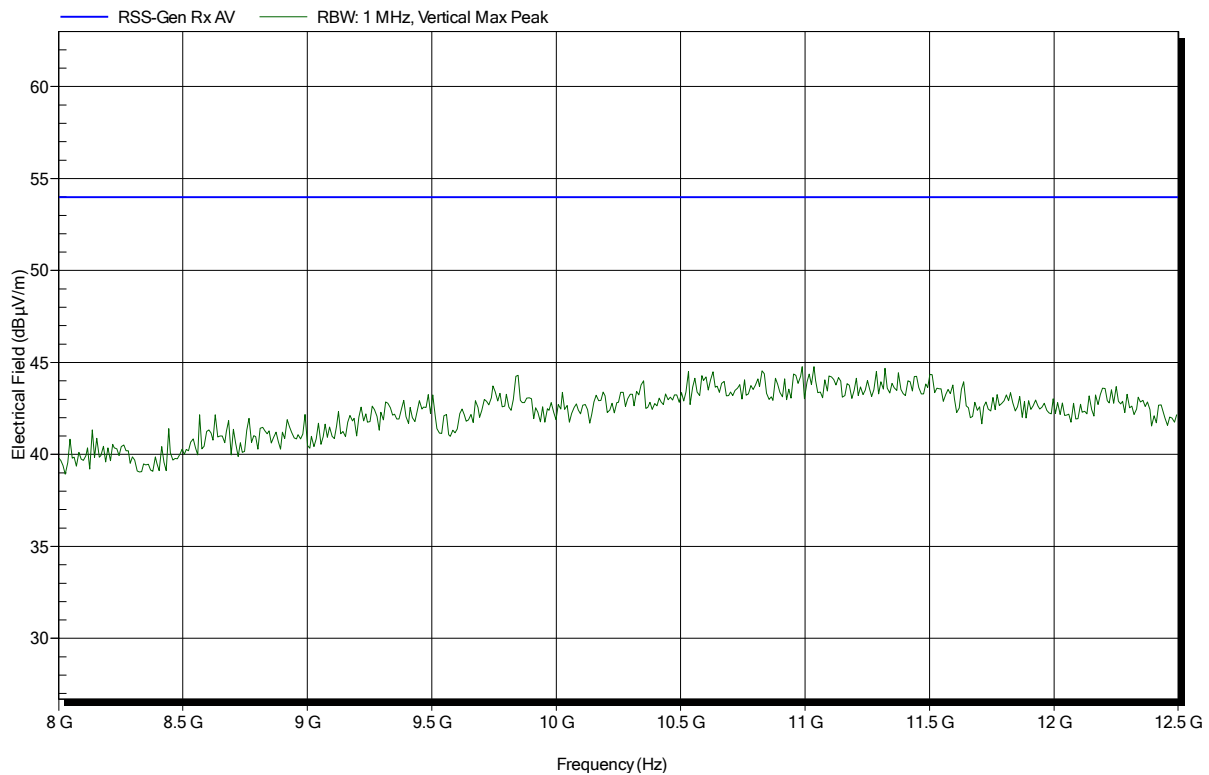


**Spurious emissions according to RSS-247 Issue 1**

Project number: G0M-1608-5788

Applicant:	Schneider Schreibgeräte GmbH
EUT Name:	blukii module
Model:	L
Test Site:	Eurofins Product Service GmbH
Operator:	Mr. Suckow
Test Conditions:	Tnom: 20°C, Vnom: 3 VDC
Antenna:	Schwarzbeck BBHA 9120D, Vertical
Measurement distance:	1 m converted to 3m
Mode:	RX; BT LE 2440 MHz
Test Date:	2016-10-07
Note:	

Index 56

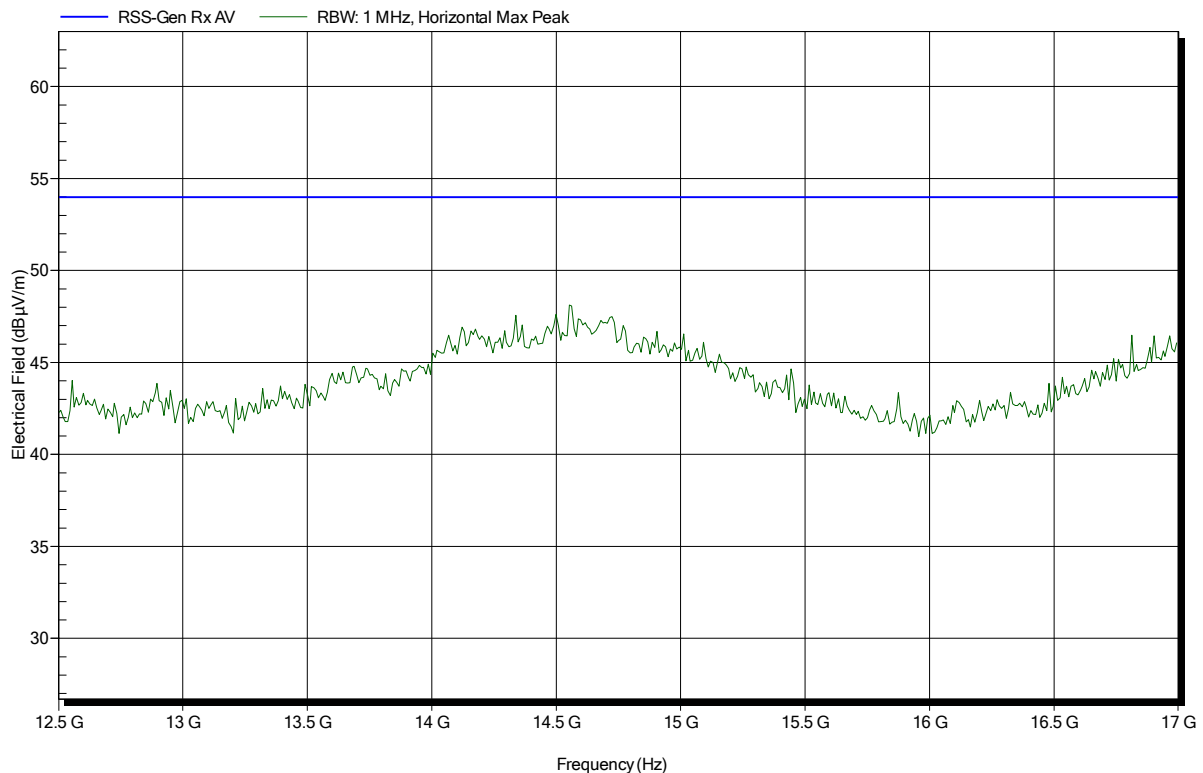


**Spurious emissions according to RSS-247 Issue 1**

Project number: G0M-1608-5788

Applicant:	Schneider Schreibgeräte GmbH
EUT Name:	blukii module
Model:	L
Test Site:	Eurofins Product Service GmbH
Operator:	Mr. Suckow
Test Conditions:	Tnom: 20°C, Vnom: 3 VDC
Antenna:	Schwarzbeck BBHA 9120D, Horizontal
Measurement distance:	1 m converted to 3m
Mode:	RX; BT LE 2440 MHz
Test Date:	2016-10-07
Note:	

Index 49



**Spurious emissions according to RSS-247 Issue 1**

Project number: G0M-1608-5788

Applicant:	Schneider Schreibgeräte GmbH
EUT Name:	blukii module
Model:	L
Test Site:	Eurofins Product Service GmbH
Operator:	Mr. Suckow
Test Conditions:	Tnom: 20°C, Vnom: 3 VDC
Antenna:	Schwarzbeck BBHA 9120D, Vertical
Measurement distance:	1 m converted to 3m
Mode:	RX; BT LE 2440 MHz
Test Date:	2016-10-07
Note:	

Index 55

