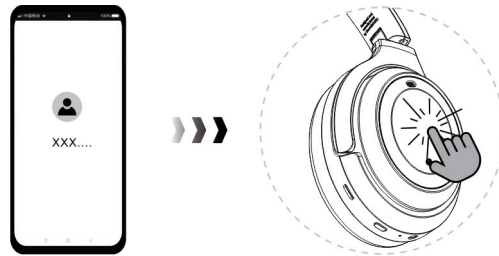
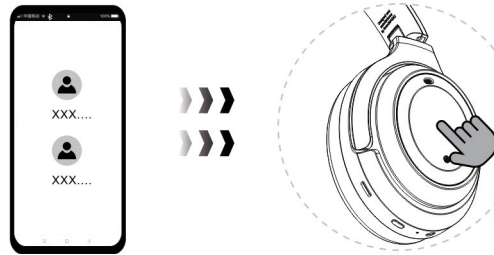


#### 4. Reject call



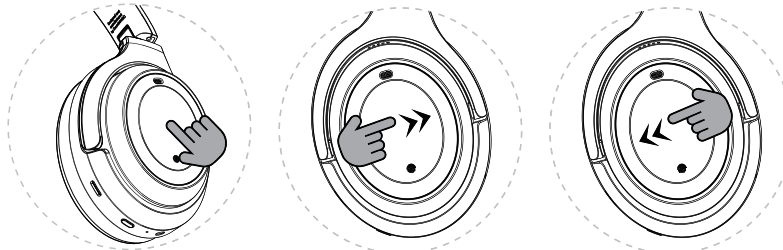
Long press TCP 2 seconds when the call is coming

#### 5. Switch calls



During a call, long press MFB 2 seconds to put the current call on hold and answer the incoming call

#### 6. Play music

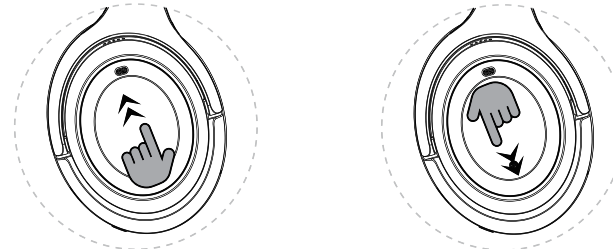


Double-click TCP: play/stop

Slide forward in the touch area: next song

Slide back in the touch area: previous song

#### 7. Volume control



Slide up on the touch area once to turn the volume up a notch

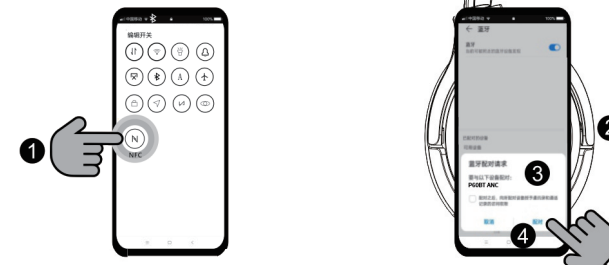
Slide up on the touch area and pause, the volume continues to increase

Slide down on the touch area once to turn the volume down a notch

Slide down on the touch area and pause, the volume continues to decrease

#### 8. Phone connection

##### 一、NFC connection



1. Turn on NFC function on your phone

3. The phone pops up with a matching request

2. The headphone enters the pairing state, put the phone close to NFC identification zone

4. Click "Pair" to connect successful

##### 二、Pair connection



1. 3-click power button to automatically enter the pairing state, the red-blue light flashing quickly

3. Find Bluetooth headphone "P60BT AL A"

2. Search the Bluetooth on the phone

4. Confirm the pairing request to connect successful