


## Whirlpool Test Setup Photos

### Photo Information:


Item0: Whirlpool Corporation Model WICHIN01  
Item1: Battery pack (not part of the EUT)

### Radiated Emissions Below 1 GHz

**Position 1**




**Position 2**




## Whirlpool Test Setup Photos

### Radiated Emissions Below 1 GHz

**Position 1 – with PIFA Antenna**



**Position 2 – with PIFA Antenna**



**Position 3 – with PIFA Antenna**







## Whirlpool Test Setup Photos

### Radiated Emissions Below 1 GHz


Position 1 – with F Antenna



Position 2 – with F Antenna




Position 3 – with F Antenna




## Whirlpool Test Setup Photos

### Radiated Emissions Above 1 GHz

Position 1



Position 1 – Close-up







## Whirlpool Test Setup Photos

### Radiated Emissions Above 1 GHz

Position 2




Position 2 – Close-up




## Whirlpool Test Setup Photos

### Radiated Emissions Above 1 GHz

#### Position 1 – with PIFA Antenna




#### Position 1 – with PIFA Antenna – Close-up




## **Whirlpool Test Setup Photos**

### **Radiated Emissions Above 1 GHz**

**Position 2 – with PIFA Antenna – Close-up**



**Position 3 – with PIFA Antenna – Close-up**







## Whirlpool Test Setup Photos

### Radiated Emissions Above 1 GHz

#### Position 1 – with F Antenna



#### Position 1 – with F Antenna – Close-up







## **Whirlpool Test Setup Photos**

### **Radiated Emissions Above 1 GHz**

#### **Position 2 – with F Antenna – Close-up**




#### **Position 3 – with F Antenna – Close-up**




## Whirlpool Test Setup Photos

### Radiated Emissions Above 1 GHz

**Position 1 – with F Antenna and 16 inch cable (extra photo)**




**Position 1 – with F Antenna and 16 inch cable – Close-up (extra photo)**




## **Whirlpool Test Setup Photos**

### **Radiated Emissions Above 1 GHz**

**Position 2 – with F Antenna and 16 inch cable – Close-up (extra photo)**




**Position 3 – with F Antenna and 16 inch cable – Close-up (extra photo)**





## Whirlpool Test Setup Photos

**Output Power**



**AC Line Conducted – Front**



## Whirlpool Test Setup Photos

AC Line Conducted – Back

