


## 6 Photographs of Test Setup


**Picture 1: Conducted Emission, AC Mains; 0.15 – 30 MHz (Mode B)**





**Picture 2: Radiated Emission, 30 - 1000 MHz (Mode A)**



**Picture 3: Radiated Emission, 30 - 1000 MHz (Mode B)**



**Picture 4: Radiated Emission, Above 1 GHz (Mode A)**



**Picture 5: Radiated Emission, Above 1 GHz (Mode B)**

