

Lenovo™

Lenovo A7

Quick Start Guide

Lenovo L19111

- Read this guide carefully before using your smartphone. Designed and manufactured by Motorola Mobility LLC for Lenovo

Reading before using your smartphone

Reading first - regulatory information

Be sure to read the *Regulatory Notice* for your country or region before using the wireless devices contained in your Lenovo Mobile Phone. To obtain a PDF version of the *Regulatory Notice*, go to <http://support.lenovo.com>. Some regulatory information is also available in **Settings > System > Regulatory information** on your smartphone.

Getting support

To get support on network service and billing, contact your wireless network operator. To learn how to use your smartphone and view its technical specifications, go to <http://support.lenovo.com>

Accessing your *User Guide*

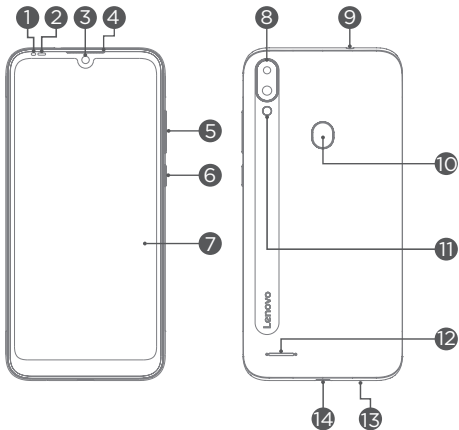
Your *User Guide* contains detailed information about your smartphone. To access your *User Guide*, go to <http://support.lenovo.com> and follow the instructions on the screen.

Legal notices

Lenovo and the Lenovo logo are trademarks of Lenovo in the United States, other countries, or both.

Other company, product, or service names may be trademarks or service marks of others.

Device overview

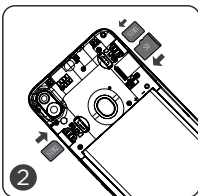
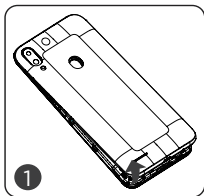


- | | | |
|----------------|-----------------------|-----------------------|
| ① Light Sensor | ② Proximity Sensor | ③ Front-facing camera |
| ④ Receiver | ⑤ Volume buttons | ⑥ Power button |
| ⑦ Touch screen | ⑧ Rear camera | ⑨ Headset Connector |
| ⑩ Fingerprint | ⑪ Flash Light | ⑫ Speaker |
| ⑬ Microphone | ⑭ Micro USB Connector | |

ⓘ All pictures and illustrations in this document are for your reference only and may differ from the final product.

Installing cards

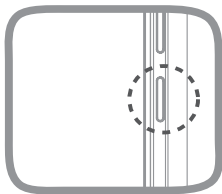
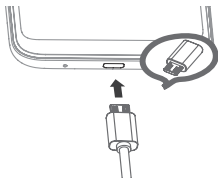
Install the cards as shown.



- Power off the device before inserting or removing a card.
- When two SIM cards are inserted, both SIM card slots support 4G/3G/2G service. But you can enable only one Nano-SIM card for data connection at a time.

Charging your phone

Charge the battery as shown.



Turning on

Press and hold the Power button until the Lenovo logo appears.

Important safety and handling information

Operating temperature

Ideal operating temperatures are 0 °C to 35 °C. Ideal storage temperatures are -20 °C to +45 °C. Extreme heat or cold may damage your device or accessories..

Plastic bag notice

Danger: Plastic bags can be dangerous. Keep plastic bags away from babies and children to avoid danger of suffocation.

Battery safety

The original batteries supplied with your product have been tested for compatibility and should only be replaced with approved parts.

Caution: Risk of explosion if the battery is replaced with an incorrect type.

When replacing the lithium battery, use only the same or an equivalent type that is recommended by the manufacturer. The battery contains lithium and can explode if not properly used, handled, or disposed of. Dispose of used batteries according to the instructions.

Do not:

- Throw or immerse into water
- Heat to more than 100°C (212°F)
- Repair or disassemble

Battery charging

Charge your mobile device using a compatible Lenovo charger or a high-power USB port on a PC.

- Don't charge the mobile device in an environment with extremely high or low temperature.
- Only use Lenovo approved batteries, which contain safety circuitry

and are designed to give the best performance in your mobile device.

- Don't use a damaged charger or charger cable to charge your device.
- Don't use tools, sharp objects, or excessive force to clean the USB port, as this may damage your mobile device.
- Don't try to charge your mobile device when it's wet.

Other brand class 2 Limited Power Source USB chargers that comply with USB 1.1, 2.0, 3.0, or greater, and comply with EN301489-34, IEC/EN60950-1 or equivalent can be used. Chargers that do not comply with these standards may be unsafe and may cause slow charging, product damage, or reduced phone performance.

Warning about high volume usage

To prevent possible hearing damage, do not listen at high volume levels for long periods. Ensure your player at low volume levels or power off before you leaving. Fully understand user manual before use..



Disposing according to local laws and regulations

When the Lenovo Phone reaches the end of its useful life, do not crush, incinerate, immerse in water, or dispose of the Lenovo Phone in any manner contrary to local laws and regulations. Some internal parts contain substances that can explode, leak, or have an adverse environmental effect if disposed of incorrectly. See "Recycling and environmental information" for additional information.

User privacy

When this product is turned on for the first time (and is connected to the internet), the international mobile station equipment identity (IMEI) number or serial number (SN) of this product together with the information about the country and city where this product is first activated will be registered with Lenovo; this will be a one-time registration. Confirming the mobile phone/tablet's activation will facilitate after-sales service to you by verifying the product's authenticity. For the registration, the data transmitted is less than 1KB.

Service, warranty and support information

The following information describes the service support that is available for your product, during the warranty period or throughout the life of your product. Contact your Lenovo reseller for a full explanation of warranty terms.

Lenovo Limited Warranty (LLW) notice

Important: Lenovo Smartphone Products do not have International Warranty Services.

Warranty period for your product

Country or region	Warranty period(months) Handset/Charger/Earphone/ USB Cable/Non-Removable Battery/Removable Battery
India, United Arab Emirates, Oman, Qatar, Kuwait, Bahrain, Kenya, Egypt, Lebanon, Jordan, Morocco, Angola, Mauritius, Ghana, Uganda, Tanzania, Botswana, Zimbabwe, Namibia, Nigeria, Ethiopia, Zambia, Tunisia, Mozambique, Algeria, Pakistan, Bangladesh	12/6/6/6/12/6
Indonesia, Vietnam, Russia, Kazakhstan, Azerbaijan, Uzbekistan, Ukraine, Armenia, Belarus, Georgia	12/12/3/12/12/6
Chile, Colombia, Mexico, Brazil, Peru, Argentina, Paraguay, Honduras, El Salvador, Ecuador, Uruguay, Costa Rica, Guatemala, Nicaragua, Puerto Rico, Canada, United States	12/12/12/12/12/12

Country or region	Warranty period(months) Handset/Charger/Earphone/ USB Cable/Non-Removable Battery/Removable Battery
Sri Lanka, Cambodia, Macau, Japan, Australia, New Zealand	12/12/12/12/12/6
Saudi Arabia	24/6/6/6/24/6
South Africa, Turkey, Portugal, France	24/24/24/24/24/24
United Kingdom, Ireland	24/12/12/12/12/12
Romania, Hungary, Bulgaria, Greece, Slovakia, Slovenia, Serbia, Croatia, Cyprus, Czech Republic	24/24/24/24/24/12
Poland, Netherlands, Belgium, Spain, Norway, Denmark, Sweden, Finland, Italy, German, Lithuania, Estonia, Latvia	24/12/12/12/24/12
Montenegro, Albania, Macedonia, Bosnia and Herzegovina	24/12/6/12/12/6
Singapore, Hong Kong, Malaysia, Thailand, Taiwan, Myanmar, Philippines	12/6/3/6/12/6
Moldova	24/12/3/12/12/6

 For the warranty details, contact your Lenovo approved Service Providers.

Recycling and environmental information

General recycling statement

Lenovo encourages owners of information technology (IT) equipment to responsibly recycle their equipment when it is no longer needed.

Lenovo offers a variety of programs and services to assist equipment owners in recycling their IT products. For information on recycling Lenovo products, go to <http://www.lenovo.com/recycling>

Important battery and WEEE information



Batteries and electrical and electronic equipment marked with the symbol of a crossed-out wheeled bin may not be disposed as unsorted municipal waste. Batteries and waste of electrical and electronic equipment (WEEE) shall be treated separately using the collection framework available to customers for the return, recycling, and treatment of batteries and WEEE. When possible, remove and isolate batteries from WEEE prior to placing WEEE in the waste collection stream. Batteries are to be collected separately using the framework available for the return, recycling, and treatment of batteries and accumulators.

Country-specific information is available at: <http://www.lenovo.com/recycling>

Recycling information for India

Recycling and disposal information for India is available at: https://www3.lenovo.com/us/en/social_responsibility/sustainability/ptb_india

Battery recycling information for the European



Restriction of Hazardous Substances Directive (RoHS)

European Union

Lenovo products sold in the European Union, on or after 3 January 2013 meet the requirements of Directive 2011/65/EU on the restriction of the use of certain hazardous substances in electrical and electronic equipment (“RoHS recast” or “RoHS 2”). For more information about Lenovo progress on RoHS, go to:

https://www3.lenovo.com/us/en/pdf/41A7733_RoHS-REACH_Eng_Spec.pdf

India

RoHS compliant as per E-Waste (Management & Handling) Rules, 2011.

Vietnam

Lenovo products sold in Vietnam, on or after September 23, 2011, meet the requirements of the Vietnam Circular 30/2011/TT-BCT (“Vietnam RoHS”).

Ukraine

Цим підтверджуємо, що продукція Леново відповідає вимогам нормативних актів України, які обмежують вміст небезпечних речовин

Singapore

Lenovo products sold in Singapore, on or after June 1, 2017, meet the requirements of Government Gazette order No. S 263/2016 Restriction of Hazardous Substances in Electrical and Electronic Equipment in Singapore (“SG-RoHS”).

Turkey

The Lenovo product meets the requirements of the Republic of Turkey Directive on the Restriction of the Use of Certain Hazardous Substances in Waste Electrical and Electronic Equipment (WEEE).

Türkiye AEEE Yönetmeliğine Uygunluk Beyanı

Bu Lenovo ürünü, T.C. Çevre ve Orman Bakanlığı'nın “Atık Elektrikli ve Elektronik Eşya Bazı Zararlı Maddelerin Kullanımının Sınırlanılmasına Dair Yönetmelik (AEEE)” direktierine uygundur.

AEEE Yönetmeliğine Uygundur.

European Union compliance statement

European Union conformity

The following information is applicable to mobile devices that carry a CE mark. Contact Point: Lenovo, Landererova 12, 811 09 Bratislava, Slovakia.



Compliance with the RE Directive

LENOVO PC HK LIMITED declares that the radio equipment with this declaration and bearing the CE mark is in compliance with the Directive 2014/53/EU. The full text of the EU Declaration of Conformity can be found in the Regulatory Notices, which you can download from the Lenovo Support Web site at <http://support.lenovo.com>:

Supported Frequencies and Power

This device is capable of operation on the following frequencies, subject to location and network availability.

Operating Mode	Frequency Bands	Maximum nominal Transmit Power (Conducted) dBm
Bluetooth	2402 - 2480	9.72
WLAN	2412 - 2472	15.27
GPS/Glonass/ BDS	1559 - 1610	N/A
FM	87.5 - 108	N/A
GSM	3/8	33.50
WCDMA	1/5/8	24.00
LTE	1/3/5/7/8/20/28/38/40/41	24.50

Specific Absorption Rate information

SAR

This product meets the applicable national or international RF exposure guidance (SAR guideline) when used normally against your head or, when worn or carried, at a distance of 5 mm from the body. The SAR guideline includes a considerable safety margin designed to assure the safety of all persons, regardless of age and health.

Specific absorption rate (ICNIRP)

YOUR MOBILE DEVICE MEETS INTERNATIONAL GUIDELINES FOR EXPOSURE TO RADIO WAVES. The highest SAR values under the ICNIRP guidelines for your device model are listed below:

Maximum SAR for this model and conditions under which it was recorded.		
Head SAR	GSM / WCDMA / LTE, Wi-Fi, Bluetooth	0.364 W/kg
Body-worn SAR	GSM / WCDMA / LTE, Wi-Fi, Bluetooth	1.674 W/kg



motorola

Designed and manufactured by
Motorola Mobility LLC for Lenovo

© Copyright Lenovo 2020.

Reduce | Reuse | Recycle



V1.0_20200225



70.03.1504

YS

Printed in China

FCC Regulations:

This mobile phone complies with part 15 of the FCC Rules. Operation is subject to the following two conditions: (1) This device may not cause harmful interference, and (2) this device must accept any interference received, including interference that may cause undesired operation.

This mobile phone has been tested and found to comply with the limits for a Class B digital device, pursuant to Part 15 of the FCC Rules. These limits are designed to provide reasonable protection against harmful interference in a residential installation. This equipment generates, uses and can radiated radio frequency energy and, if not installed and used in accordance with the instructions, may cause harmful interference to radio communications. However, there is no guarantee that interference will not occur in a particular installation. If this equipment does cause harmful interference to radio or television reception, which can be determined by turning the equipment off and on, the user is encouraged to try to correct the interference by one or more of the following measures:

- Reorient or relocate the receiving antenna.
- Increase the separation between the equipment and receiver.
- Connect the equipment into an outlet on a circuit different from that to which the receiver is connected.
- Consult the dealer or an experienced radio/TV technician for help.

FCC Note:

Caution: Changes or modifications not expressly approved by the party responsible for compliance could void the user's authority to operate the equipment.

RF Exposure Information (SAR)

This phone is designed and manufactured not to exceed the emission limits for exposure to radio frequency (RF) energy set by the Federal Communications Commission of the United States.

During SAR testing, this device was set to transmit at its highest certified power level in all tested frequency bands, and placed in positions that simulate RF exposure in usage against the head with no separation, and near the body with the separation of 10 mm. Although the SAR is determined at the highest certified power level, the actual SAR level of the device while operating can be well below the maximum value. This is because the phone is designed to operate at multiple power levels so as to use only the power required to reach the network. In general, the closer you are to a wireless base station antenna, the lower the power output.

The exposure standard for wireless devices employing a unit of measurement is known as the Specific Absorption Rate, or SAR.

The SAR limit set by the FCC is 1.6W/kg.

This device is complied with SAR for general population /uncontrolled exposure limits in ANSI/IEEE C95.1-1992 and had been tested in accordance with the measurement methods and procedures specified in IEEE1528.

The FCC has granted an Equipment Authorization for this model phone with all reported SAR levels evaluated as in compliance with the FCC RF exposure guidelines. SAR information on this model phone is on file with the FCC and can be found under the Display Grant section of www.fcc.gov/oet/ea/fccid after searching on FCC ID: A5ML20A11.

For this device, the highest reported SAR value for usage against the head is 0.40 W/kg, for usage near the body is 1.15 W/kg.

While there may be differences between the SAR levels of various phones and at various positions, they all meet the government requirements.

SAR compliance for body-worn operation is based on a separation distance of 10 mm between the unit and the human body. Carry this device at least 10 mm away from your body to ensure RF exposure level compliant or lower to the reported level. To support body-worn operation, choose the belt clips or holsters, which do not contain metallic components, to maintain a separation of 10 mm between this device and your body.

RF exposure compliance with any body-worn accessory, which contains metal, was not tested and certified, and use such body-worn accessory should be avoided.