

Prüfbericht-Nr.: <i>Test report no.:</i>	CN21A0NB 002	Auftrags-Nr.: <i>Order no.:</i>	168311733	Seite 1 von 12 Page 1 of 12
Kunden-Referenz-Nr.: <i>Client reference no.:</i>	N/A	Auftragsdatum: <i>Order date:</i>	2021-03-29	
Auftraggeber: <i>Client:</i>	Lenovo (Beijing) Limited 201-H2-6, Floor 2, Building 2, No.6 Shangdi West Road, Haidian District, Beijing, China 100085			
Prüfgegenstand: <i>Test item:</i>	thinkplus Walkie Talkie Earphone HW10			
Bezeichnung / Typ-Nr.: <i>Identification / Type no.:</i>	HW10TP (Trademark: Lenovo)			
Auftrags-Inhalt: <i>Order content:</i>	Test Report			
Prüfgrundlage: <i>Test specification:</i>	FCC CFR Title 47, Part 15, Subpart B, Class B			
Wareneingangsdatum: <i>Date of sample receipt:</i>	2021-04-16	Please refer to Photo Document		
Prüfmuster-Nr.: <i>Test sample no.:</i>	A003030849-025			
Prüfzeitraum: <i>Testing period:</i>	2021-04-16 – 2021-05-08			
Ort der Prüfung: <i>Place of testing:</i>	TÜV Rheinland (Shenzhen) Co., Ltd.			
Prüflaboratorium: <i>Testing laboratory:</i>	TÜV Rheinland (Shenzhen) Co., Ltd.			
Prüfergebnis*: <i>Test result*:</i>	Pass			
geprüft von: <i>tested by:</i>	genehmigt von: <i>authorized by:</i>			
Datum: <i>Date:</i> 2021-05-11	Ausstellungsdatum: <i>Issue date:</i> 2021-05-11			
Stellung / Position: Senior Project Manager	Stellung / Position: Technical Certifier			
Sonstiges / Other: FCC ID: A5MHW10TP				
Zustand des Prüfgegenstandes bei Anlieferung: <i>Condition of the test item at delivery:</i>	Prüfmuster vollständig und unbeschädigt <i>Test item complete and undamaged</i>			
* Legende: 1 = sehr gut 2 = gut 3 = befriedigend 4 = ausreichend 5 = mangelhaft P(ass) = entspricht o.g. Prüfgrundlage(n) F(ail) = entspricht nicht o.g. Prüfgrundlage(n) N/A = nicht anwendbar N/T = nicht getestet				
* Legend: 1 = very good 2 = good 3 = satisfactory 4 = sufficient 5 = poor P(ass) = passed a.m. test specification(s) F(ail) = failed a.m. test specification(s) N/A = not applicable N/T = not tested				
Dieser Prüfbericht bezieht sich nur auf das o.g. Prüfmuster und darf ohne Genehmigung der Prüfstelle nicht auszugsweise vervielfältigt werden. Dieser Bericht berechtigt nicht zur Verwendung eines Prüfzeichens. <i>This test report only relates to the a. m. test sample. Without permission of the test center this test report is not permitted to be duplicated in extracts. This test report does not entitle to carry any test mark.</i>				

V05

Test Summary

5.1.1 CONDUCTED EMISSION ON AC MAINS

RESULT: Pass

5.1.2 RADIATED EMISSIONS

RESULT: Pass

Table of Contents

1	GENERAL REMARKS	4
1.1	COMPLEMENTARY MATERIALS	4
2	TEST SITES	5
2.1	TEST FACILITIES	5
2.2	LIST OF TEST AND MEASUREMENT INSTRUMENTS.....	5
2.3	TRACEABILITY	5
2.4	CALIBRATION	6
2.5	MEASUREMENT UNCERTAINTY.....	6
2.6	LOCATION OF ORIGINAL DATA.....	6
2.7	STATUS OF FACILITY USED FOR TESTING.....	6
3	GENERAL PRODUCT INFORMATION	7
3.1	PRODUCT FUNCTION AND INTENDED USE.....	7
3.2	RATINGS AND SYSTEM DETAILS	7
3.3	INDEPENDENT OPERATION MODES	7
3.4	NOISE GENERATING AND NOISE SUPPRESSING PARTS.....	7
3.5	SUBMITTED DOCUMENTS.....	7
4	TEST SET-UP AND OPERATION MODES	8
4.1	PRINCIPLE OF CONFIGURATION SELECTION	8
4.2	TEST OPERATION AND TEST SOFTWARE.....	8
4.3	SPECIAL ACCESSORIES AND AUXILIARY EQUIPMENT.....	8
4.4	COUNTERMEASURES TO ACHIEVE EMC COMPLIANCE.....	8
4.5	TEST SETUP DIAGRAM	9
5	TEST RESULTS	10
5.1.1	Conducted Emission on AC Mains.....	10
5.1.2	Radiated Emissions.....	11
6	PHOTOGRAPHS OF THE TEST SET-UP	12
7	LIST OF TABLES.....	12

1 General Remarks

1.1 Complementary Materials

All attachments are integral parts of this test report. This applies especially to the following appendix:

Appendix A: Photographs of Test Set-up

Appendix B: Test Results

2 Test Sites

2.1 Test Facilities

TÜV Rheinland (Shenzhen) Co., Ltd.

362 Huanguan Road Middle Longhua District, Shenzhen 518110 People's Republic of China

FCC Accreditation Designation No.: CN1260

ISED wireless device testing laboratory: 25069

2.2 List of Test and Measurement Instruments

Table 1: List of Test and Measurement Equipment

Conducted Emission				
Equipment	Manufacturer	Model No.	Serial No.	Cal. Until
EMI Test Receiver	R&S	ESR3	102428	2021-08-16
Artificial Mains Network	R&S	ENV216	102333	2021-08-16
EMC32 test software	R&S	EMC32(Ver.10.50.00)	N/A	N/A
Radiated Emission (3m chamber)				
Equipment	Manufacturer	Model No.	Serial No.	Cal. Until
3m SAC	ETS	SAC3	CT001632-Q1362	2021-08-23
EMI Test Receiver	R&S	ESR7	102111	2021-12-16
Horn Antenna	R&S	HF907	102706	2022-08-07
Preamplifier	FIT	SCU-18F	180077	2021-08-16
Active magnetic loop antenna	SCHWARZBECK	FMZB1519B	00080	2021-08-20
Trilog-Broadband antenna	SCHWARZBECK	VULB9168	0945	2021-12-12
EMC32 test software	R&S	EMC32(Ver.10.50.00)	N/A	N/A

2.3 Traceability

All measurement equipment calibrations are traceable to NIM (National Institute of Metrology) or where calibration is performed in other countries, to equivalent nationally recognized standards organizations.

2.4 Calibration

Equipment requiring calibration is calibrated periodically by the manufacturer or according to manufacturer's specifications. Additionally all equipment is verified for proper performance on a regular basis using in house standards or comparisons.

2.5 Measurement Uncertainty

The estimated combined standard uncertainty for radiated emissions and conducted emissions measurements as below table.

Parameter	Uncertainty
Radiated Emission (3m SAC), 30MHz to 1000MHz	± 4.52 dB
Radiated Emission (3m SAC), above 1000MHz	± 4.37 dB
Conducted Emission, (9kHz to 150kHz)/(150kHz to 30MHz)	± 3.70 dB / ± 3.30 dB

2.6 Location of Original Data

The original copies of all test data taken during actual testing were attached at Appendix A & B of this report and delivered to the applicant. A copy has been retained in the TÜV Rheinland (Shenzhen) Co., Ltd. file for certification follow-up purposes.

2.7 Status of Facility Used for Testing

The TÜV Rheinland (Shenzhen) Co., Ltd. Test facility located at 362 Huanguan Road Middle Longhua District, Shenzhen 518110 People's Republic of China is listed on the US Federal Communications Commission list of facilities approved to perform measurements.

3 General Product Information

3.1 Product Function and Intended Use

The EUT is a thinkplus Walkie Talkie Earphone HW10, which supports Bluetooth BDR&EDR and Bluetooth LE wireless technology.

For details refer to the User Manual, Technical Description and Circuit Diagram.

3.2 Ratings and System Details

Table 2: Technical Specification of EUT

General Information of EUT	Value
Kind of Equipment:	thinkplus Walkie Talkie Earphone HW10
Type Designation:	HW10TP
FCC ID:	A5MHW10TP
Trademark:	Lenovo
Testing Voltage:	Internal battery operated (3.7Vdc) or USB-C operated

3.3 Independent Operation Modes

The basic operation modes are:

- A. Charging
- B. On (Bluetooth Wireless link)
- C. Off

3.4 Noise Generating and Noise Suppressing Parts

Refer to Circuit Diagram for further details.

3.5 Submitted Documents

- Application Form

- User Manual

4 Test Set-up and Operation Modes

4.1 Principle of Configuration Selection

Emission: The equipment under test (EUT) was configured to measure its highest possible radiation level. The test modes were adapted accordingly in reference to the instructions for use.

4.2 Test Operation and Test Software

Test operation refers to test setup in chapter 5. All tests were performed according to the procedures in ANSI C63.4: 2014.

According to clause 3.1, all tests were performed on model HW10TP in this report.

4.3 Special Accessories and Auxiliary Equipment

Table 3: Auxiliary Equipment Used during Test

Description	Manufacturer	Model	S/N
Laptop	Lenovo	T480	PF-180KTA 18/07
USB-C cable	Lenovo	Shielded, Length: 65cm	N/A

4.4 Countermeasures to Achieve EMC Compliance

The test sample which has been tested contained the noise suppression parts as described in the Technical Construction File (TCF).

No additional measures were employed to achieve compliance.

4.5 Test Setup Diagram

Diagram of Measurement Configuration for Radiation Test (Below 1GHz)

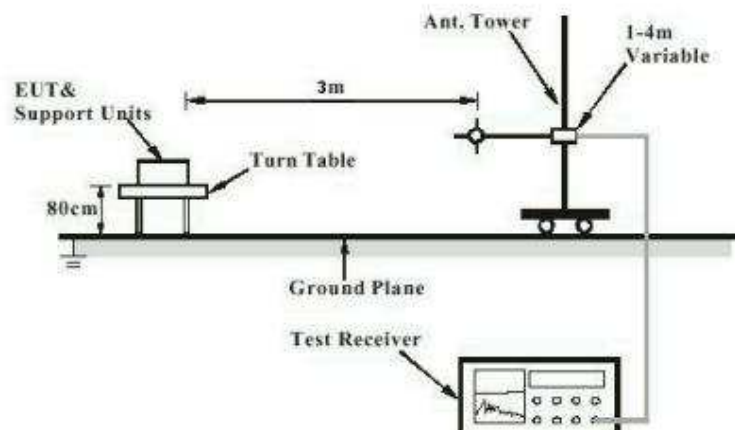


Diagram of Measurement Configuration for Radiation Test (Above 1GHz)

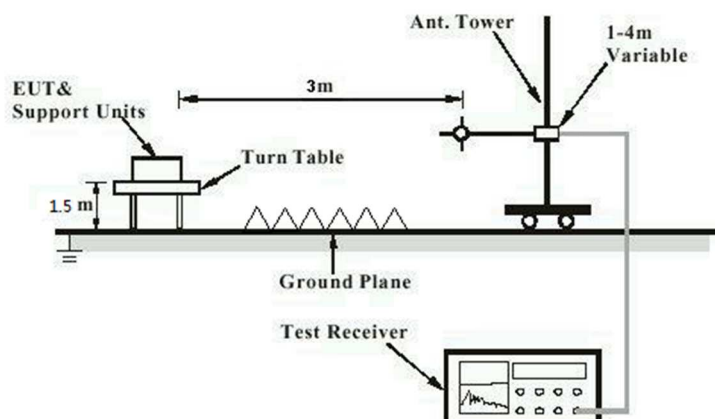
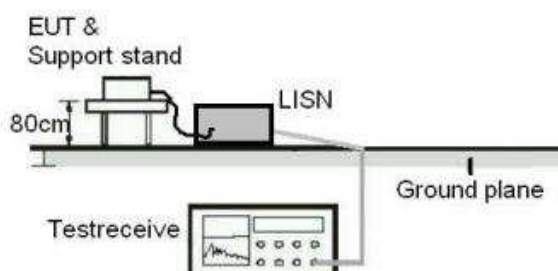


Diagram of Measurement Configuration for Mains Conduction Measurement



5 Test Results

5.1.1 Conducted Emission on AC Mains

RESULT:

Pass

Test Specification

Test standard	: FCC Part 15.107(a)
Basic standard	: ANSI C63.4:2014
Frequency range	: 0.15 – 30MHz
Classification	: Class B
Limits	: FCC Part 15.107(a)
Kind of test site	: Shielded Room

Test Setup

Date of testing	: 2021-04-22
Input voltage	: USB-C operated
Operation mode	: A
Earthing	: Not connected
Ambient temperature	: 22 °C
Relative humidity	: 64 %
Atmospheric pressure	: 101 kPa

For the measurement records, refer to the appendix B.

5.1.2 Radiated Emissions

RESULT:**Pass****Test Specification**

Test standard	: FCC Part 15.109(a)
Basic standard	: ANSI C63.4:2014
Frequency range	: 30MHz to 5 th harmonic of the highest frequency
Classification	: Class B
Limits	: FCC Part 15.109(a)
Kind of test site	: 3m Semi-anechoic Chamber

Test Setup

Date of testing	: 2021-04-26
Input voltage	: Internal battery operated (3.7Vdc) or USB-C operated
Operation mode	: A, B
Earthing	: Not connected
Ambient temperature	: 23 °C
Relative humidity	: 50 %
Atmospheric pressure	: 101 kPa

For the measurement records, refer to the appendix B.

6 Photographs of the Test Set-Up

For photographs of the test set-up, refer to the appendix A.

7 List of Tables

Table 1: List of Test and Measurement Equipment.....	5
Table 2: Technical Specification of EUT	7
Table 3: Auxiliary Equipment Used during Test	8