

RISK OF EXPLOSION IF BATTERY IS REPLACED BY AN INCORRECT TYPE.  
DISPOSE OF USED BATTERIES ACCORDING TO THE INSTRUCTIONS.

This device complies with Part 15 of the FCC Rules. Operation is subject to the following two conditions: (1) this device may not cause harmful interference, and (2) this device must accept any interference received, including interference that may cause undesired operation, changes or modifications not expressly approved by the party responsible for compliance could void the user's authority to operate the equipment.

This equipment has been tested and found to comply with the limits for a Class B digital device, pursuant to Part 15 of the FCC Rules. These limits are designed to provide reasonable protection against harmful interference in a residential installation. This equipment generates, uses and can radiate radio frequency energy and, if not installed and used in accordance with the instructions, may cause harmful interference to radio communications. However, there is no guarantee that interference will not occur in a particular installation.

If this equipment does cause harmful interference to radio or television reception, which can be determined by turning the equipment off and on, the user is encouraged to try to correct the interference by one or more of the following measures:

- Reorient or relocate the receiving antenna.
- Increase the separation between the equipment and receiver.
- Connect the equipment into an outlet on a circuit different from that to which the receiver is connected.
- Consult the dealer or an experienced radio/TV technician for help.

This equipment complies with FCC radiation exposure limits set forth for an uncontrolled environment. This transmitter must not be co-located or operating in conjunction with any other antenna or transmitter

# Lenovo Watch S

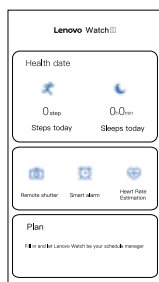
## Pedometer

The watch monitors pedometer automatically, short press once the second hand indicate the current movement completeness.

Declaration: Set in app before use.

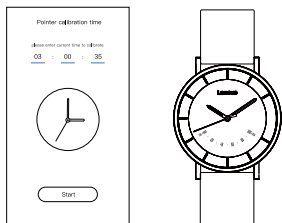
**Remote Shutter**  
Enter into app photo interface. Press the button of watch to remote control phone

**Sleeping Monitor**  
Monitor sleep Automatically and check sleep data via app.



## Smart Time Sync

When the APP enters the calibration interface, the watch stops moving and input the position of the watch pointer into the APP. When the calibration starts, the watch pointer will synchronize with the time of the mobile phone system.



## 运动计步

手表自动监测运动计步，短按1次按键，秒针自动指示当前运动完成度。

说明：使用前，在APP中设置运动目标。

## 遥控拍照

进入APP拍照界面，短按按键或者用手表，触发手机拍照。

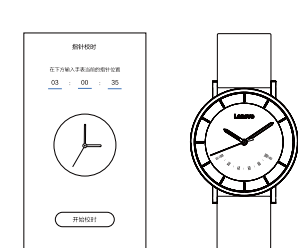
## 睡眠监测

手表自动监测睡眠，在APP查看睡眠数据。



## 智能校时

APP进入校时界面，手表停止走针，将手表指针所指位置输入到APP中开始校时，手表指针将会和手机系统时间同步。



## OTA Upgrade

It will remind you update automatically once app updated with new version.

Declaration: There will be a little possibility to update failure due to special difference between cellphone, But you can try again if upgrade fail.



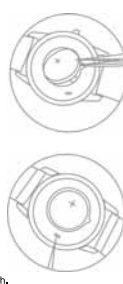
## Change Battery

Use professional tool to open the back cover of watch. Take out the old battery and put new battery into the battery jar. Click the reset button on the back.

Turn on to make sure the battery is installed in place. Then close the cover with the tool and start to use the watch. PS: suggest to change battery in specialized watch repair shop, Battery model No. CR2032.

## Low battery alert

After entering low power state, Watch will turn off the bluetooth and intelligent function automatically and only pointer walking, then you should change battery. Declare: Now long press the button for 3 seconds, the light flashes once won't turn on bluetooth.



## 空中升级

手表固件有新版本更新时，进入APP时会自动提示，点击更新后，自动升级。

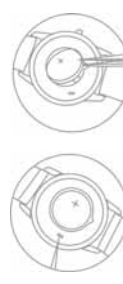
说明：由于不同型号手机可能存在差异性，会存在较小概率的升级失败。升级失败后，可以重新尝试升级。



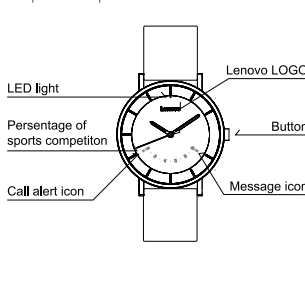
## 更换电池

用专业工具将手表后盖打开，取出旧电池，将新电池放入电池槽内。点击背面复位孔按钮，恢复出厂设置。

说明：建议到专业维修店更换电池，电池型号为CR2032。



## Dialplate description

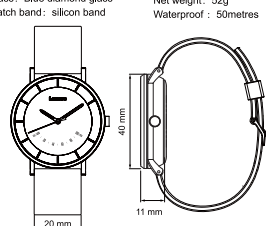


## Material

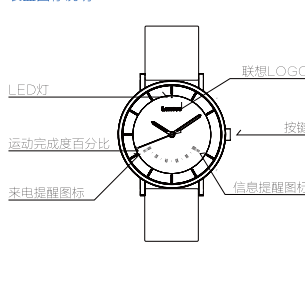
Shell case: zinc-alloy (sand blast)  
Bottom cap: Stainless steel  
Glass: Blue diamond glass  
Watch band: silicon band

## Size&configuration

Diameter: 40mm  
thickness: 11mm  
Width: 20mm  
Net weight: 52g  
Waterproof: 50metres



## 表盘图标说明

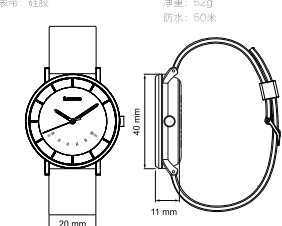


## 材质

表壳: 锌合金 (磨砂)  
底座: 316L不锈钢  
镜面: 蓝宝石玻璃  
表带: 硅胶

## 尺寸&配置

直径: 40mm  
厚度: 11mm  
表耳宽度: 20mm  
净重: 52g  
防水: 50米



## Turn on

Long press the button for 3 seconds, and the 12 o'clock position light flicker continuously.

**Open the bluetooth**  
Long press the button for 3 seconds to open bluetooth the 12 o'clock position light flicker continuously.

**Connect Bluetooth**  
enter the APP bluetooth search interface and choose the bluetooth name to connect, the watch will vibrate during its connection. Meanwhile press the button or shake the watch to confirm the connection, then the APP will skip to the function page.

**Close the Bluetooth**  
Press the button for 3 seconds, to turn off the bluetooth, and the 12 o'clock position light flashes once.



## Check bluetooth

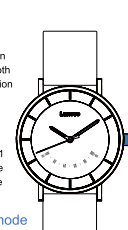
Short press the button, If the 12 o'clock position light flashes continuously, the bluetooth is not connected. If the 12 o'clock position light is on for 2 seconds the bluetooth connected; If the 12 o'clock position light flashes once, bluetooth close.

## Looking for cellphone

Short press the button twice continuously (the time interval is 0.5-1 second). Turn on the finding phone function. The watch will vibrate once while the phone ringing.

## Recover original factory mode

Long press the button for 12 seconds, enter power off status and recover factory setting.



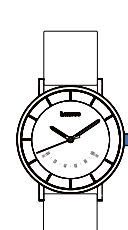
## 开机

长按按键3秒，12点位置灯快速闪烁，开机成功，同时蓝牙打开。

**开蓝牙**  
长按按键3秒，开蓝牙，12点位置灯连续闪烁。

**连接蓝牙**  
进入APP蓝牙搜索界面，点击蓝牙名连接。连接过程中，手表会震动，此时短按按键或用手表进行确认连接，APP跳转至功能页面。

**关蓝牙**  
长按按键3秒，关蓝牙，12点位置灯闪1次。

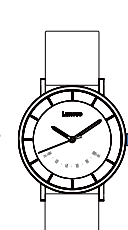


## 查看蓝牙

短按按键，若12点位置灯连续闪，则蓝牙未连接，若12点位置灯长亮3秒，则蓝牙已连接，若12点位置灯闪一次，则蓝牙已关闭。

**查找手机**  
连续短按2次按键（时间间隔为0.5-1秒），手表会震动一次，开启查找手机功能，手机便会响铃。

**恢复出厂模式**  
长按按键12秒，进入关机状态并恢复出厂设置。



In order to meet the laws, regulations and other requirements related to the restriction of hazardous substances in China's electronic and electrical products, lenovo shall classify the hazardous substances in this product according to the parts, and declare as follows.

Part name	Harmful substances					
	Pb	Hg	Cd	Cr (Vr)	PBB	PBDE
Printed circuit board components	X	O	O	O	O	O
Enclosure and accessories	X	O	O	O	O	O
	This form is prepared in accordance with SJ/T 11364. O: Means that the content of the hazardous substance in all homogeneous materials of the component is below the limit specified in GB/T 26572. X: Means that the content of the hazardous substance in at least one homogeneous material of the component exceeds the limit specified in GB/T 26572. The parts marked "X" in the table. Because of the limitation of global technological development level, it is impossible to replace harmful substances PCB components *: including PCB and its parts, electronic components, etc. Depending on the model, the product you purchased may not contain all of the above components.					
	Electronic and electrical products sold within the territory of the People's Republic of China shall bear this mark, and the number in the mark shall represent the environmental protection term of the products, under normal use					

为满足中国电子电气产品有害物质限制相关的法律法规和其他要求，联想公司对本产品中有有害物质，按部件分类，声明如下。

部件名称	有害物质					
	铅 (Pb)	汞 (Hg)	镉 (Cd)	六价铬 (Cr (VI))	多溴联苯 (PBB)	多溴二苯醚 (PBDE)
印刷电路板组件*	X	O	O	O	O	O
外壳及配件	X	O	O	O	O	O
	本表依据SJ/T 11364的规定编制。 O: 表示该有害物质在该部件所有均质材料中的含量均在GB/T 26572规定的限量要求以下。 X: 表示该有害物质至少在该部件的某一均质材料中的含量超出GB/T 26572规定的限量要求。 表中标有“*”的部件：指因全球技术法规水平限制而无法用不含有害物质的替代。 印刷电路板组件*：包括印刷电路板及其零部件、电子元件等。 根据产品型号不同，您所购买的产品可能不会含有以上所有部件。					
	在中华人民共和国境内销售的电子电气产品必须标注此标志，标志内的数字代表在正常的使用状态下的产品的环保使用期限。					

## Call Alert

Authorize and turn on call alerts function in app before using. Watch vibrates to alert you of incoming call. Short press the button of watch or shake it to reject an incoming call.

## Sedentary Alert


Setting sedentary function in APP. Watch vibrates to alert you of being sedentary for too long.

## Message Alert

Authorize APP alerts before use app message reminder function. Watch vibrates when message is coming.

## Silent Alarm

Turn on the APP to set the alarm, and the alarm Settings will be saved into the watch automatically, watch will vibrate at the right time.



## 来电提醒

使用前打开APP中来电提醒开关，在手机系统中授予APP提醒权限。电话来时，手表震动，短按按键或用手表，挂断电话。

## 久坐提醒

使用前打开APP设置久坐提醒功能，久坐提醒时间到，手表会震动。

## 应用消息提醒

使用前打开APP消息提醒，在手机授予APP提醒权限。消息来时，手表会震动。

## 闹钟提醒

使用前打开APP设置闹钟，闹钟设置会自动保存到手表中，手表到时间会点振。

