

Prüfbericht-Nr.: <i>Test report no.:</i>	CN23IDOK 001	Auftrags-Nr.: <i>Order no.:</i>	168432015	Seite 1 von 16 Page 1 of 16
Kunden-Referenz-Nr.: <i>Client reference no.:</i>	N/A	Auftragsdatum: <i>Order date:</i>	2023-06-21	
Auftraggeber: <i>Client:</i>	Lenovo (Beijing) Limited 201-H2-6, Floor 2, Building 2, No. 6 Shangdi West Road, Haidian District, Beijing, China			
Prüfgegenstand: <i>Test item:</i>	Lenovo 150 Wireless Mouse			
Bezeichnung / Typ-Nr.: <i>Identification / Type no.:</i>	MS-370OR (Trademark: Lenovo)			
Auftrags-Inhalt: <i>Order content:</i>	Test Report			
Prüfgrundlage: <i>Test specification:</i>	FCC CFR Title 47, Part 15, Subpart C, Section 15.249			
Wareneingangsdatum: <i>Date of sample receipt:</i>	2023-06-25	Please refer to Photo Document		
Prüfmuster-Nr.: <i>Test sample no.:</i>	A003382817-015 A003397684-002			
Prüfzeitraum: <i>Testing period:</i>	2023-06-26 - 2023-06-28			
Ort der Prüfung: <i>Place of testing:</i>	TÜV Rheinland (Shenzhen) Co., Ltd.			
Prüflaboratorium: <i>Testing laboratory:</i>	TÜV Rheinland (Shenzhen) Co., Ltd.			
Prüfergebnis*: <i>Test result*:</i>	Pass			
geprüft von: <i>tested by:</i>	 Lin Lin	genehmigt von: <i>authorized by:</i>	 Hardy Suo	
Datum: <i>Date:</i>	2023-07-04	Ausstellungsdatum: <i>Issue date:</i>	2023-07-04	
Stellung / Position:	Sachverständige(r)/Expert	Stellung / Position:	Sachverständige(r)/Expert	
Sonstiges / <i>Other:</i>	FCC ID: A5M-MS370OR			
Zustand des Prüfgegenstandes bei Anlieferung: <i>Condition of the test item at delivery:</i>	Prüfmuster vollständig und unbeschädigt <i>Test item complete and undamaged</i>			
* Legende:	P(ass) = entspricht o.g. Prüfgrundlage(n)	F(ail) = entspricht nicht o.g. Prüfgrundlage(n)	N/A = nicht anwendbar	N/T = nicht getestet
* Legend:	P(ass) = passed a.m. test specification(s)	F(ail) = failed a.m. test specification(s)	N/A = not applicable	N/T = not tested
<p>Dieser Prüfbericht bezieht sich nur auf das o.g. Prüfmuster und darf ohne Genehmigung der Prüfstelle nicht auszugsweise vervielfältigt werden. Dieser Bericht berechtigt nicht zur Verwendung eines Prüfzeichens. <i>This test report only relates to the above mentioned test sample. Without permission of the test center this test report is not permitted to be duplicated in extracts. This test report does not entitle to carry any test mark.</i></p>				

v05

Prüfbericht-Nr.: CN23IDOK 001
Test report no.:

Seite 2 von 16
Page 2 of 16

Anmerkungen
Remarks

1	<p>Alle eingesetzten Prüfmittel waren zum angegebenen Prüfzeitraum gemäß eines festgelegten Kalibrierungsprogramms unseres Prüfhauses kalibriert. Sie entsprechen den in den Prüfprogrammen hinterlegten Anforderungen. Die Rückverfolgbarkeit der eingesetzten Prüfmittel ist durch die Einhaltung der Regelungen unseres Managementsystems gegeben. Detaillierte Informationen bezüglich Prüfkonditionen, Prüfequipment und Messunsicherheiten sind im Prüflabor vorhanden und können auf Wunsch bereitgestellt werden.</p> <p><i>The equipment used during the specified testing period was calibrated according to our test laboratory calibration program. The equipment fulfils the requirements included in the relevant standards. The traceability of the test equipment used is ensured by compliance with the regulations of our management system. Detailed information regarding test conditions, equipment and measurement uncertainty is available in the test laboratory and could be provided on request.</i></p>
2	<p>Wie vertraglich vereinbart, wurde dieses Dokument nur digital unterzeichnet. Der TÜV Rheinland hat nicht überprüft, welche rechtlichen oder sonstigen diesbezüglichen Anforderungen für dieses Dokument gelten. Diese Überprüfung liegt in der Verantwortung des Benutzers dieses Dokuments. Auf Verlangen des Kunden kann der TÜV Rheinland die Gültigkeit der digitalen Signatur durch ein gesondertes Dokument bestätigen. Diese Anfrage ist an unseren Vertrieb zu richten. Eine Umweltgebühr für einen solchen zusätzlichen Service wird erhoben.</p> <p><i>As contractually agreed, this document has been signed digitally only. TUV Rheinland has not verified and unable to verify which legal or other pertaining requirements are applicable for this document. Such verification is within the responsibility of the user of this document. Upon request by its client, TUV Rheinland can confirm the validity of the digital signature by a separate document. Such request shall be addressed to our Sales department. An environmental fee for such additional service will be charged.</i></p>
3	<p>Prüfklausel mit der Note * wurden an qualifizierte Unterauftragnehmer vergeben und sind unter der jeweiligen Prüfklausel des Berichts beschrieben. Abweichungen von Prüfspezifikation(en) oder Kundenanforderungen sind in der jeweiligen Prüfklausel im Bericht aufgeführt.</p> <p><i>Test clauses with remark of * are subcontracted to qualified subcontractors and described under the respective test clause in the report.</i> <i>Deviations of testing specification(s) or customer requirements are listed in specific test clause in the report.</i></p>
4	<p>Die Entscheidungsregel für Konformitätserklärungen basierend auf numerischen Messergebnissen in diesem Prüfbericht basiert auf der "Null-Grenzwert-Regel" und der "Einfachen Akzeptanz" gemäß ILAC G8:2019 und IEC Guide 115:2021, es sei denn, in der auf Seite 1 dieses Berichts genannten angewandten Norm ist etwas anderes festgelegt oder vom Kunden gewünscht. Dies bedeutet, dass die Messunsicherheit nicht berücksichtigt wird und daher auch nicht im Prüfbericht angegeben wird. Zu weiteren Informationen bezüglich des Risikos durch diese Entscheidungsregel siehe ILAC G8:2019.</p> <p><i>The decision rule for statements of conformity, based on numerical measurement results, in this test report is based on the "Zero Guard Band Rule" and "Simple Acceptance" in accordance with ILAC G8:2019 and IEC Guide 115:2021, unless otherwise specified in the applied standard mentioned on Page 1 of this report or requested by the customer. This means that measurement uncertainty is not taken in account and hence also not declared in the test report. For additional information on the resulting risk based of this decision rule please refer to ILAC G8:2019.</i></p>

Test Summary

5.1.1 ANTENNA REQUIREMENT

RESULT: Pass

5.1.2 FIELD STRENGTH OF FUNDAMENTAL AND HARMONICS

RESULT: Pass

5.1.3 20dB AND 99% BANDWIDTH

RESULT: Pass

5.1.4 BAND EDGE

RESULT: Pass

Table of Contents

1	GENERAL REMARKS	5
1.1	COMPLEMENTARY MATERIALS	5
2	TEST SITES	6
2.1	TEST FACILITIES	6
2.2	LIST OF TEST AND MEASUREMENT INSTRUMENTS.....	6
2.3	TRACEABILITY	7
2.4	CALIBRATION	7
2.5	MEASUREMENT UNCERTAINTY.....	7
2.6	LOCATION OF ORIGINAL DATA.....	7
2.7	STATUS OF FACILITY USED FOR TESTING.....	7
3	GENERAL PRODUCT INFORMATION	8
3.1	PRODUCT FUNCTION AND INTENDED USE.....	8
3.2	RATINGS AND SYSTEM DETAILS	8
3.3	INDEPENDENT OPERATION MODES	8
3.4	NOISE GENERATING AND NOISE SUPPRESSING PARTS.....	8
3.5	SUBMITTED DOCUMENTS.....	9
4	TEST SET-UP AND OPERATION MODES	10
4.1	PRINCIPLE OF CONFIGURATION SELECTION	10
4.2	TEST OPERATION AND TEST SOFTWARE.....	10
4.3	SPECIAL ACCESSORIES AND AUXILIARY EQUIPMENT	10
4.4	COUNTERMEASURES TO ACHIEVE EMC COMPLIANCE.....	10
4.5	TEST SETUP DIAGRAM.....	11
5	TEST RESULTS	12
5.1	TRANSMITTER REQUIREMENT & TEST SUITES	12
5.1.1	<i>Antenna Requirement</i>	<i>12</i>
5.1.2	<i>Field strength of fundamental and harmonics</i>	<i>13</i>
5.1.3	<i>20dB and 99% Bandwidth.....</i>	<i>14</i>
5.1.4	<i>Band Edge.....</i>	<i>15</i>
6	PHOTOGRAPHS OF THE TEST SET-UP.....	16
7	LIST OF TABLES.....	16

1 General Remarks

1.1 Complementary Materials

All attachments are integral parts of this test report. This applies especially to the following appendix:

Appendix A: Test Results

Appendix B: Photographs of the Test Set-up

2 Test Sites

2.1 Test Facilities

TÜV Rheinland (Shenzhen) Co., Ltd.

No.362, Huanguan Middle Road, Songyuansha Community, Guanhu Subdistrict, Longhua District, Shenzhen 518110, Guangdong, China

FCC Accreditation Designation No.: CN1260

ISED wireless device testing laboratory: 25069

2.2 List of Test and Measurement Instruments

Table 1: List of Test and Measurement Equipment

Radio Spectrum Testing (TS8997)				
Equipment	Manufacturer	Model	Serial No.	Cal. until
Signal Analyzer	R&S	FSV 40	101441	2023-08-01
OSP	R&S	OSP 150	101017	2023-11-21
Control PC	DELL	OptiPlex 7050	FTJZ9P2	N/A
Test Software	R&S	WMS32 (V11.00.00)	N/A	N/A
Power Meter	R&S	NRP2	107105	2023-11-21
Wideband Power Sensor	R&S	NRP-Z81	105677	2023-08-01
Shielding Room 8#	Albatross	SR8	APC17151-SR8	2024-06-22
Unwanted Emission Testing (TS9975)				
Equipment	Manufacturer	Model	Serial No.	Cal. until
EMI Test Receiver	R&S	ESR 7	102021	2023-08-02
Signal Analyzer	R&S	FSV 40	101439	2023-08-01
System Controller Interface	R&S	SCI-100	S10010038	N/A
Filterbank	R&S	Wlan	100759	2023-08-01
OSP	R&S	OSP 120	102040	N/A
Pre-amplifier	R&S	SCU08F1	08320031	2023-08-02
Amplifier	R&S	SCU-18F	180070	2023-08-02
Amplifier	R&S	SCU40A	100475	2023-08-02
Trilog Broadband Antenna (30 MHz - 7 GHz)	Schwarzbeck	VULB 9162	193	2024-08-06
Double-Ridged Antenna (1 -18 GHz)	ETS-LINDGREN	3117	00218717	2024-08-06
Wideband Ridged Horn Antenna (18-40 GHz)	Steatite	QMS-00880	19067	2024-08-27
Active Loop Antenna	Schwarzbeck	FMZB 1513	302	2023-08-06
Test software	R&S	EMC32 (V10.60.10)	N/A	N/A
Control PC	Dell	OptiPlex 7050	36NV9P2	N/A
3m Semi-Anechoic Chamber	Albatross	SAC-3m	APC17151-SAC	2024-06-22

2.3 Traceability

All measurement equipment calibrations are traceable to NIM (National Institute of Metrology) or where calibration is performed in other countries, to equivalent nationally recognized standards organizations.

2.4 Calibration

Equipment requiring calibration is calibrated periodically by the manufacturer or according to manufacturer's specifications. Additionally all equipment is verified for proper performance on a regular basis using in house standards or comparisons.

2.5 Measurement Uncertainty

The estimated combined standard uncertainty for radiated emissions and conducted emissions measurements as below table.

Table 2: Measurement Uncertainty

Parameter	Uncertainty (K=2)
Occupied Channel Bandwidth	± 2.08 %
RF output power, conducted	± 0.99 dB
RF power density, conducted	± 0.99 dB
Unwanted Emissions, conducted	± 0.89 dB
All emissions, radiated	±4.17 dB

2.6 Location of Original Data

The original copies of all test data taken during actual testing were attached at Appendix A & B of this report and delivered to the applicant. A copy has been retained in the TÜV Rheinland (Shenzhen) Co., Ltd. file for certification follow-up purposes.

2.7 Status of Facility Used for Testing

The TÜV Rheinland (Shenzhen) Co., Ltd. Test facility located at No.362, Huanguan Middle Road, Songyuansha Community, Guanhu Subdistrict, Longhua District, Shenzhen 518110, Guangdong, China is listed on the US Federal Communications Commission list of facilities approved to perform measurements.

3 General Product Information

3.1 Product Function and Intended Use

The EUTs is a Lenovo 150 Wireless Mouse, which supports 2.4GHz wireless technology.

For details refer to the User Manual, Technical Description and Circuit Diagram.

3.2 Ratings and System Details

Table 3: Technical Specification of EUT

General Information of EUT	Value
Kind of Equipment:	Lenovo 150 Wireless Mouse
Type Designation:	MS-3700R
Trademark:	Lenovo
FCC ID:	A5M-MS3700R
Operating Voltage:	Battery operated (1.5Vdc, 1*AA battery)
Operating Temperature Range:	0 °C ~ +40 °C
Technical Specification of 2.4GHz	
Frequency Range:	2408 MHz to 2474 MHz
Type of Modulation:	FSK
Channel Number:	34 channels
Data Rate:	1 Mbps
Channel Separation:	2 MHz
Receiver category:	1
Antenna Type:	PCB Antenna
Antenna Gain:	0.11 dBi

3.3 Independent Operation Modes

The basic operation modes are:

- A. 2.4GHz transmitting mode
 - 1. Low channel
 - 2. Middle channel
 - 3. High channel
- B. Off

3.4 Noise Generating and Noise Suppressing Parts

Refer to Circuit Diagram for further details.

3.5 Submitted Documents

- Application Form

- ID Label and Location Info

4 Test Set-up and Operation Modes

4.1 Principle of Configuration Selection

Radio Spectrum: The equipment under test (EUT) was configured at its highest power output in order to measure its highest possible radiation and conducted level. The test modes were adapted accordingly in reference to the instructions for use.

Emission: The equipment under test (EUT) was configured to measure its highest possible radiation level. The test modes were adapted accordingly in reference to the instructions for use.

4.2 Test Operation and Test Software

Test operation refers to test setup in chapter 5. All tests were performed according to the procedures in ANSI C63.10: 2013.

Table 4: Test environments

Environment Parameter	Values During Tests		
	Temperature	Voltage (Battery operated)	Relative Humidity
NTNV	25°C±2°C	1.5Vdc	Ambient

Table 5: Test channel and frequency

Mode	Test Channels (MHz)	Remark
Tx	L/M/H: 2408MHz, 2440MHz, 2474MHz	--

4.3 Special Accessories and Auxiliary Equipment

Table 6: Auxiliary Equipment Used during Test

Description	Manufacturer	Model	S/N
Laptop	Lenovo	T480	PF-16A6N8

4.4 Countermeasures to Achieve EMC Compliance

The test sample which has been tested contained the noise suppression parts as described in the Technical Construction File (TCF).

No additional measures were employed to achieve compliance.

4.5 Test Setup Diagram

Diagram of Measurement Configuration for Radiation Test (Below 1GHz)

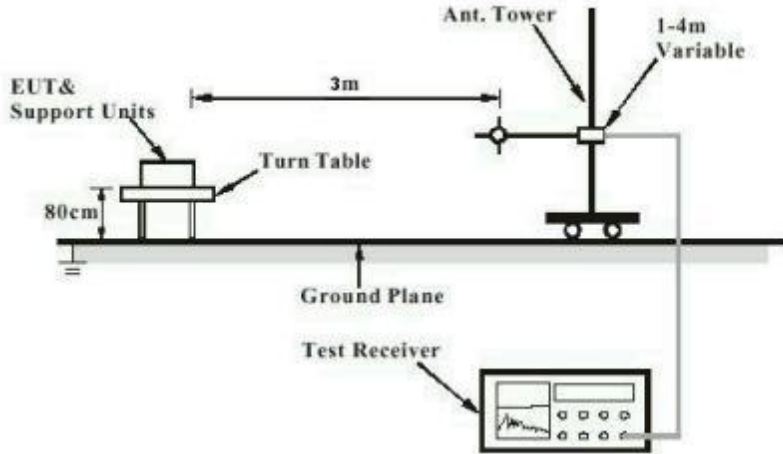


Diagram of Measurement Configuration for Radiation Test (Above 1GHz)

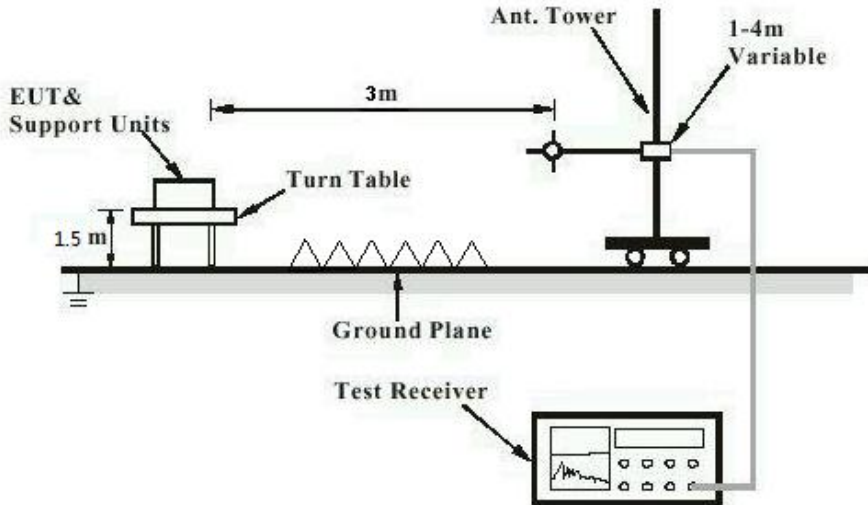
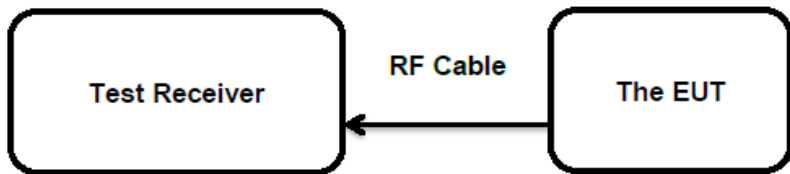


Diagram of Measurement Configuration for Conducted Transmitter Measurement



5 Test Results

5.1 Transmitter Requirement & Test Suites

5.1.1 Antenna Requirement

RESULT:

Pass

Test Specification

Test standard : FCC Part 15.203

According to the manufacturer declared, the EUT has a PCB antenna, the gain of antenna is 0.11 dBi, which that permanent attachment and no consideration of replacement.

Therefore the EUT is considered sufficient to comply with the provision.

Refer to EUT Photo for further details.

5.1.2 Field strength of fundamental and harmonics

RESULT:**Pass****Test Specification**

Test standard	: FCC Part 15.249(a) (d) (e)
Basic standard	: ANSI C63.10: 2013
Limits	: FCC Part 15.249(a) (d) (e) & 15.209(a)
Kind of test site	: 3m Semi-anechoic Chamber & 3m Full-anechoic Chamber

Test Setup

Date of testing	: 2023-06-26 to 2023-06-27
Input voltage	: Battery operated
Operation mode	: A
Test channel	: Low / Middle / High
Ambient temperature	: Refer to test result
Relative humidity	: Refer to test result
Atmospheric pressure	: 101 kPa

Note: Testing was carried out within frequency range 9kHz to the tenth harmonics. Only the worst case spurious emissions configuration of the each mode were reported.

For the measurement records, refer to the appendix A.

5.1.3 20dB and 99% Bandwidth

RESULT:**Pass****Test Specification**

Test standard : FCC Part 15.215
Basic standard : ANSI C63.10: 2013
Limits : Within assigned band
Kind of test site : Shielded Room

Test Setup

Date of testing : 2023-06-28
Input voltage : Battery operated
Operation mode : A
Test channel : Low / Middle / High
Ambient temperature : 22 °C
Relative humidity : 55 %
Atmospheric pressure : 101 kPa

For the measurement records, refer to the appendix A.

5.1.4 Band Edge

RESULT:**Pass****Test Specification**

Test standard	:	FCC Part 15.249(a) (d) (e) & 15.209 & 15.205
Basic standard	:	ANSI C63.10: 2013
Limits	:	FCC Part 15.249(a) (d) (e) & 15.209 & 15.205
Kind of test site	:	3m Semi-anechoic Chamber

Test Setup

Date of testing	:	2023-06-26 to 2023-06-27
Input voltage	:	Battery operated
Operation mode	:	A
Test channel	:	Low / High
Ambient temperature	:	Refer to test result
Relative humidity	:	Refer to test result
Atmospheric pressure	:	101 kPa

For the measurement records, refer to the appendix A.

6 Photographs of the Test Set-Up

For photographs of the test set-up, refer to the appendix B.

7 List of Tables

Table 1: List of Test and Measurement Equipment.....	6
Table 2: Measurement Uncertainty.....	7
Table 3: Technical Specification of EUT.....	8
Table 4: Test environments.....	10
Table 5: Test channel and frequency.....	10
Table 6: Auxiliary Equipment Used during Test.....	10