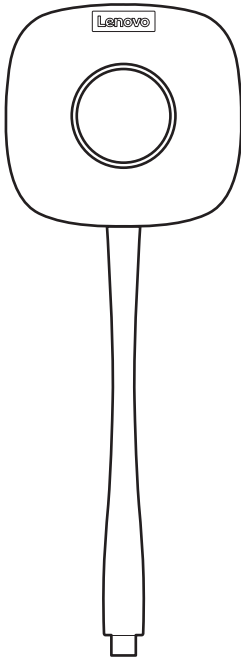


Lenovo Wireless Transmitter MD80

【Instructions for Use】

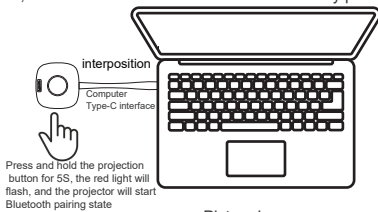
Please read this user guide carefully before using the product and keep it properly



联想
Lenovo

【Method 2】

- 1 Insert the Lenovo Wireless Transmitter into the computer to be projected, press and hold the Wireless Transmitter button for 5s, the red light flashes rapidly, and the projector enters the pairing waiting state. (as shown in Picture b)
- 2 Open the large screen and enter Settings Application-Network Settings-Turn on the Bluetooth switch; Turn on Lenovo Projector-Pair Bluetooth, and the large screen will automatically pair with the Wireless Transmitter.
- 3 The indicator light of the projector to be displayed is always on white, and the Wireless Transmitter is successfully paired.

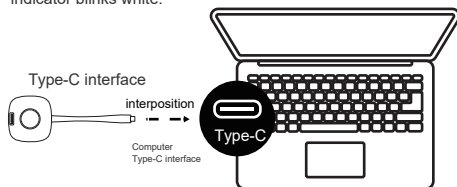


Picture b

Note: The same large screen only needs to be paired once without changing the large screen hotspot. If the large screen hotspot changes, it needs to be paired again. The Bluetooth pairing feature only supports one-to-one pairing.

II. Projection (as shown in Picture c)

- 1 Plug the Wireless Transmitter's Type-C port into the corresponding Type-C port on your laptop, the red light goes on, and the device starts working.
- 2 After the Wireless Transmitter is successfully connected to the large screen, the light on the Wireless Transmitter will turn into a white flashing state.
- 3 Press the middle button to project the laptop's screen to the large screen. At this point, the indicator light will turn white and steady on.
- 4 Press the button again to terminate the screen projection. The indicator blinks white.



Picture c

Declaration

Welcome to the Lenovo Wireless Transmitter MD80. Before installing and using this product for the first time, please be sure to carefully read all the information supplied with this product, which will help you to better use this product. Data may be lost due to failure to operate according to the instructions, unauthorized maintenance, product water ingress, product falling or other accidents, and may not be restored, or cause other losses. Please keep the equipment and instructions properly and operate in strict accordance with the instructions.

If you do not operate this product according to the requirements of this instruction manual, or misoperate this product due to misunderstanding or other reasons, it will cause data loss or other losses. Please keep the product and instruction manual properly, and operate in strict accordance with the instruction manual. Before operating in accordance with the instruction manual, back up the data in time.

Lenovo(Beijing)Co., Ltd. has strictly and carefully collated and checked this instruction manual. But we can not make the instructions completely free from errors and omissions. This manual and pictures are for reference only. If there is any discrepancy between individual pictures and the actual display of the product, please refer to the actual product. Lenovo (Beijing) Co., Ltd. reserves the right to improve and/or modify the product and software programs described in this manual and the contents of this manual at any time without prior notice.

2022Lenovo(Beijing) Co., Ltd.

The contents of this User Manual are protected by copyright laws and regulations. Without the prior written authorization of Lenovo (Beijing) Co., Ltd., you may not copy or copy this User Manual in any way, or transmit this User Manual in any form in any wired or wireless network, or translate this User Manual into any language. "Lenovo" are registered trademarks or trademarks of Lenovo(Beijing) Co., Ltd. If you find any inconsistency between the actual situation of this product and this instruction manual, or you want to get the latest information, or you have any questions or ideas, please consult or login:
Tel: ***-***-****

Lenovo Website: <http://www.lenovo.com>

Product Specification

Product name	Lenovo Wireless Transmitter
Product model	Lenovo MD80
Interface	Type-C
Support system	Windows7/8/10/11/Linux Mac OS 10,10
Transmission resolution	4K
Frame rate	30fps
Touch return	support
WiFi	2.4G/5G
Wireless protocol	IEEE 802.11a/b/g/n/ac/ax
Encipher	AES
Authentication protocol	WPA2-PSK

FCC Statement

This device complies with part 15 of the FCC Rules. Operation is subject to the following two conditions: (1) This device may not cause harmful interference, and (2) This device must accept any interference received, including interference that may cause undesired operation. Any Changes or modifications not expressly approved by the party responsible for compliance could void the user's authority to operate the equipment.

Note: This equipment has been tested and found to comply with the limits for a Class B digital device, pursuant to part 15 of the FCC Rules. These limits are designed to provide reasonable protection against harmful interference in a residential installation. This equipment generates uses and can radiate radio frequency energy and, if not installed and used in accordance with the instructions, may cause harmful interference to radio communications. However, there is no guarantee that interference will not occur in a particular installation. If this equipment does cause harmful interference to radio or television reception, which can be determined by turning the equipment off and on, the user is encouraged to try to correct the interference by one or more of the following measures:

- Reorient or relocate the receiving antenna.
- Increase the separation between the equipment and receiver.
- Connect the equipment into an outlet on a circuit different from that to which the receiver is connected.
- Consult the dealer or an experienced radio/TV technician for help.

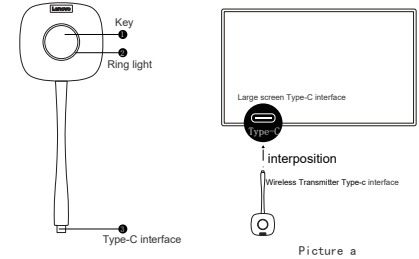
RF warning:

This equipment complies with FCC radiation exposure limits set forth for an uncontrolled environment. This equipment should be installed and operated with minimum distance 20cm between the radiator & your body.

Product introduction

Lenovo wireless Transmitter MD80 is a device that can wirelessly send the screen of a computer, mobile phone, etc. to another screen. It can be delivered to the screen of the receiver in a copy, expanded mode, or displayed only on the screen of the receiver. It is characterized by no need to install any driver and software, plug and play; Touchback control computer; support Type-C (including display signal) interface; multi-channel connection, free switching.

Wireless Transmitter appearance



Picture a

Product Instructions

I. Pair with the big screen

When using the Wireless Transmitter for the first time, you need to pair the projector with the large screen. The pairing steps are as follows:

【Method 1】 (as shown in Picture a)

- 1 Turn on the big screen.
- 2 Insert the Type-C plug of the projector into the Type-C connector of the large screen.
- 3 Wait for the large screen to automatically pair.
- 4 Pairing is successful. The large screen displays "Lenovo Wireless Transmitter Pairing Successfully".

IC Regulations:

This device contains licence-exempt transmitter(s)/receiver(s) that comply with Innovation, Science and Economic Development Canada's licence-exempt RSS(s). Operation is subject to the following two conditions:

1. This device may not cause interference.
2. This device must accept any interference, including interference that may cause undesired operation of the device. This Class B digital apparatus complies with Canadian ICES-003. This device complies with RSS-247 of Industry Canada. Canada: 5.150-5.250 GHz, indoor use only. The Country Code Selection feature is disabled for products marketed in the US/Canada. This device complies with exemption from the current assessment limits in section 2.5 of CNR - 102 and RSS 102 RF exposure compliance, users can obtain Canadian data on RF field exposure and RF field exposure. This equipment complies with Canada radiation exposure limits set forth for an uncontrolled environment. This equipment should be installed and operated with minimum 20cm distance from a radiator or your body. This transmitter must not be co-located or operate in conjunction with any other antenna or transmitter.

Règlementations de l'IC:

Cet appareil contient un ou plusieurs émetteurs/récepteurs exempts de licence conformes aux normes CNR d'Innovation, Sciences et Développement économique Canada applicables aux appareils radio exempts de licence. Son exploitation est soumise aux deux conditions suivantes:

1. Cet appareil ne doit pas produire d'interférences.
2. Cet appareil doit accepter toutes les interférences qu'il reçoit, y compris celles susceptibles de perturber son fonctionnement. Cet appareil numérique de la classe B est conforme à la norme ICES-003 du Canada. Cet appareil est conforme à la norme RSS -247 d'Industrie Canada. Canada: 5,150 GHz - 5,250 GHz, utilisation en intérieur uniquement. La fonction Sélection du code pays est désactivée pour les produits disponibles sur les marchés américain/canadien. Cet appareil est conforme à l'exemption des limites d'évaluation courante dans la section 2.5 du cnr - 102 et conformité avec rrs 102 de l'exposition aux rf, les utilisateurs peuvent obtenir des données canadiennes sur l'exposition aux champs rf et la conformité. This equipment complies with Canada radiation exposure limits set forth for an uncontrolled environment. Cet équipement doit être installé et fonctionner à au moins 20cm de distance d'un radiateur ou de votre corps. Cet émetteur ne doit pas être co-localisé ou fonctionner en conjonction avec une autre antenne ou un autre émetteur.

Product name:Lenovo Wireless Transmitter
Product model:Lenovo MD80
Manufacturer:LENOVO(BEIJING)LIMITED
Address:201-H2-6, Floor 2 Building 2, No.6 Shangdi West Road, Haidian District, Beijing China
Zip code:100085
Lenovo Website: <http://www.lenovo.com>
Made in China

