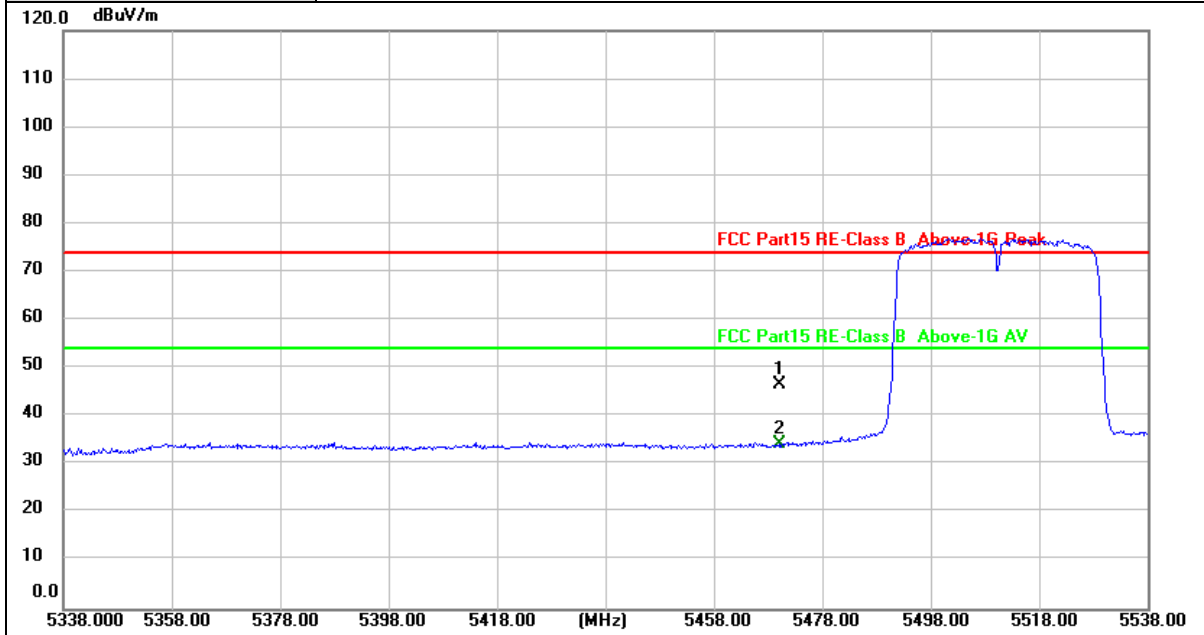




Ant. No.	Ant 1 + Ant 2
Ant. Pol.	Vertical
Test Mode:	TX 802.11ac(VHT40) Mode 5510MHz (U-NII-2C)



No.	Frequency (MHz)	Reading (dBuV)	Factor (dB/m)	Level (dBuV/m)	Limit (dBuV/m)	Margin (dB)	Detector
1	5470.000	47.03	-0.28	46.75	74.00	-27.25	peak
2 *	5470.000	34.64	-0.28	34.36	54.00	-19.64	AVG

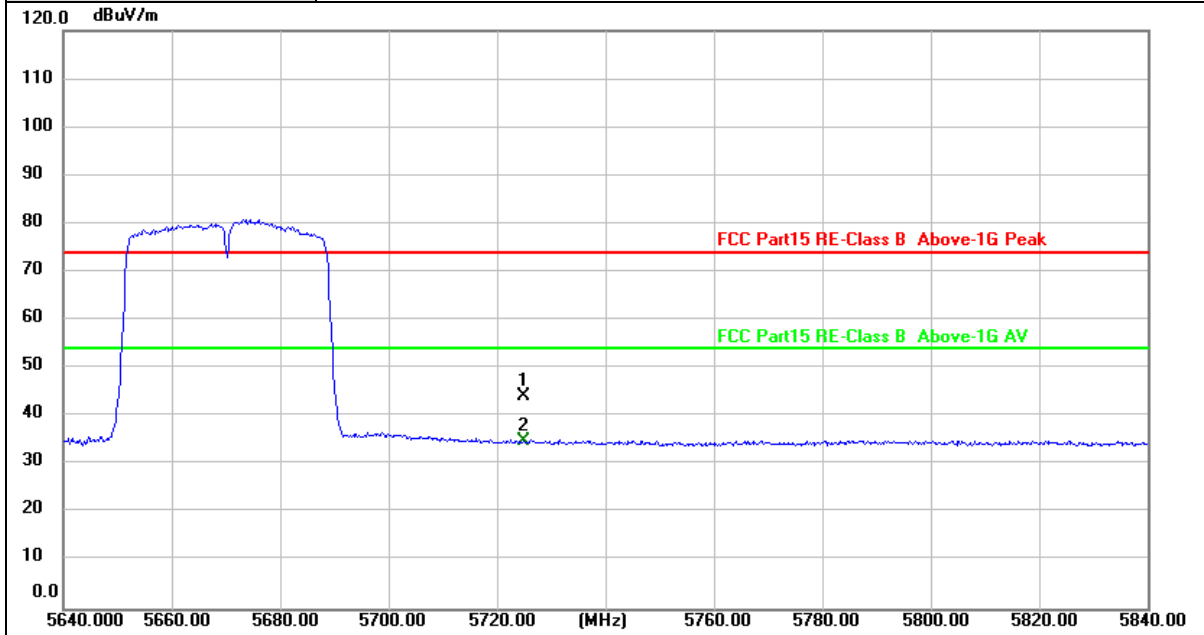
Remarks:

- Factor (dB/m) = Antenna Factor (dB/m)+Cable Factor (dB)-Pre-amplifier Factor
- Margin value = Level -Limit value





Ant. No.	Ant 1 + Ant 2
Ant. Pol.	Horizontal
Test Mode:	TX 802.11ac(VHT40) Mode 5670MHz (U-NII-2C)



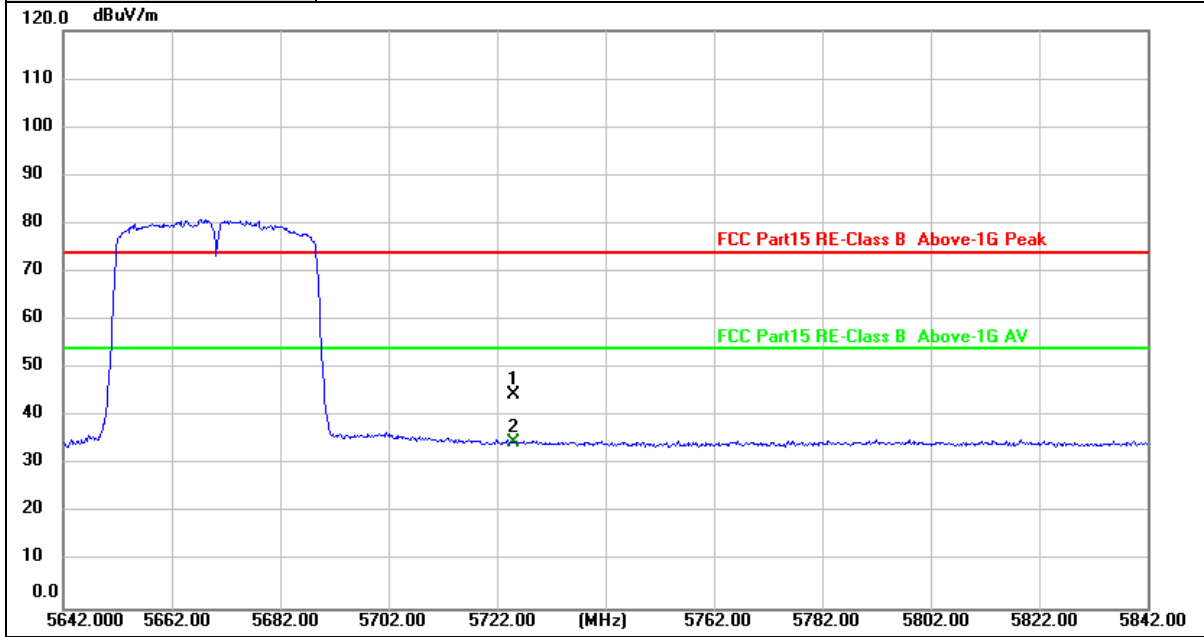
No.	Frequency (MHz)	Reading (dBuV)	Factor (dB/m)	Level (dBuV/m)	Limit (dBuV/m)	Margin (dB)	Detector
1	5725.000	43.98	0.39	44.37	74.00	-29.63	peak
2 *	5725.000	34.43	0.39	34.82	54.00	-19.18	AVG

Remarks:

- 1.Factor (dB/m) = Antenna Factor (dB/m)+Cable Factor (dB)-Pre-amplifier Factor
- 2.Margin value = Level -Limit value



Ant. No.	Ant 1 + Ant 2
Ant. Pol.	Vertical
Test Mode:	TX 802.11ac(VHT40) Mode 5670MHz (U-NII-2C)



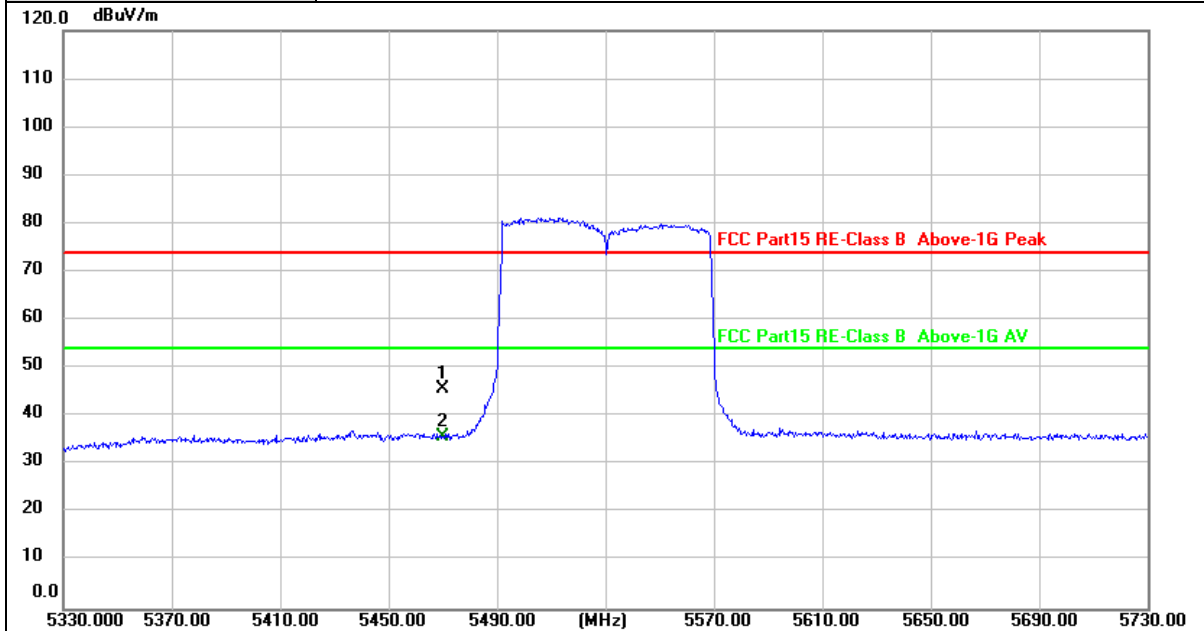
No.	Frequency (MHz)	Reading (dBuV)	Factor (dB/m)	Level (dBuV/m)	Limit (dBuV/m)	Margin (dB)	Detector
1	5725.000	44.23	0.39	44.62	74.00	-29.38	peak
2 *	5725.000	34.33	0.39	34.72	54.00	-19.28	AVG

Remarks:

- Factor (dB/m) = Antenna Factor (dB/m)+Cable Factor (dB)-Pre-amplifier Factor
- Margin value = Level -Limit value



Ant. No.	Ant 1 + Ant 2
Ant. Pol.	Horizontal
Test Mode:	TX 802.11ac(VHT80) Mode 5530MHz (U-NII-2C)



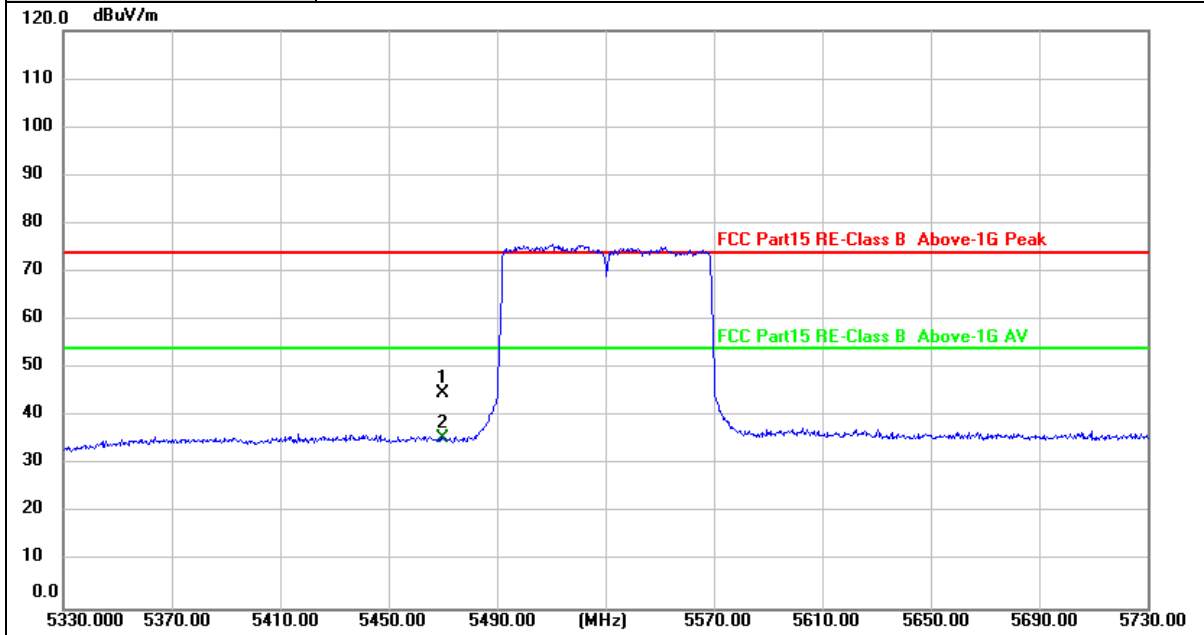
No.	Frequency (MHz)	Reading (dBuV)	Factor (dB/m)	Level (dBuV/m)	Limit (dBuV/m)	Margin (dB)	Detector
1	5470.000	45.96	-0.28	45.68	74.00	-28.32	peak
2 *	5470.000	36.18	-0.28	35.90	54.00	-18.10	AVG

Remarks:

- 1. Factor (dB/m) = Antenna Factor (dB/m)+Cable Factor (dB)-Pre-amplifier Factor
- 2. Margin value = Level -Limit value



Ant. No.	Ant 1 + Ant 2
Ant. Pol.	Vertical
Test Mode:	TX 802.11ac(VHT80) Mode 5530MHz (U-NII-2C)



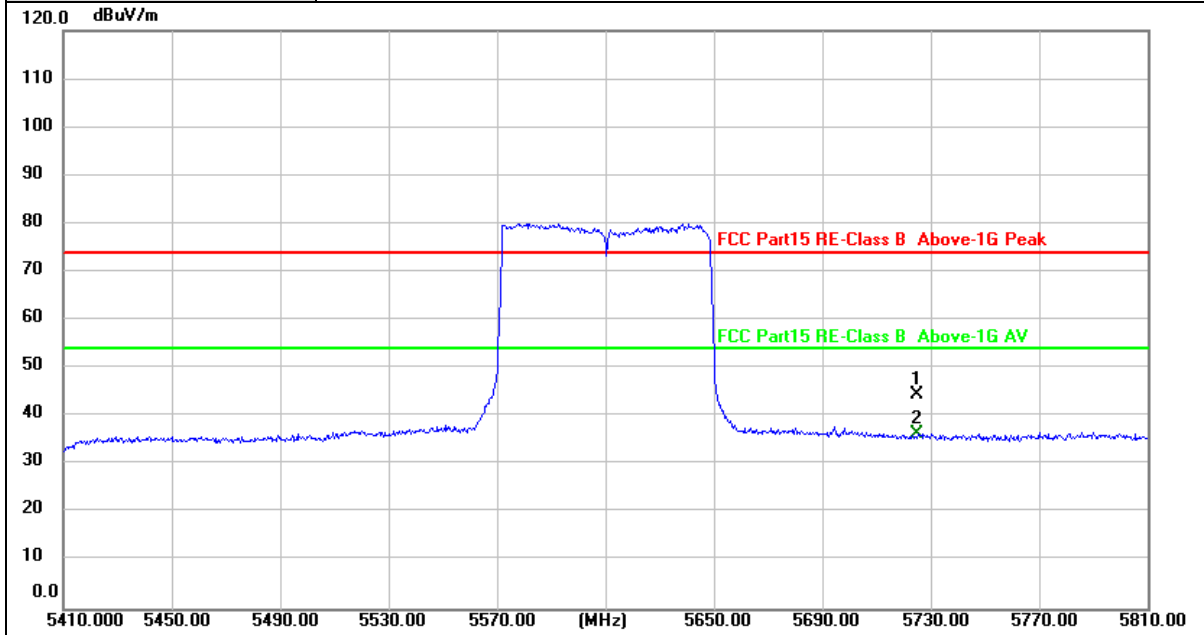
No.	Frequency (MHz)	Reading (dBuV)	Factor (dB/m)	Level (dBuV/m)	Limit (dBuV/m)	Margin (dB)	Detector
1	5470.000	45.12	-0.28	44.84	74.00	-29.16	peak
2 *	5470.000	35.92	-0.28	35.64	54.00	-18.36	AVG

Remarks:

- Factor (dB/m) = Antenna Factor (dB/m)+Cable Factor (dB)-Pre-amplifier Factor
- Margin value = Level -Limit value



Ant. No.	Ant 1 + Ant 2
Ant. Pol.	Horizontal
Test Mode:	TX 802.11ac(VHT80) Mode 5610MHz (U-NII-2C)



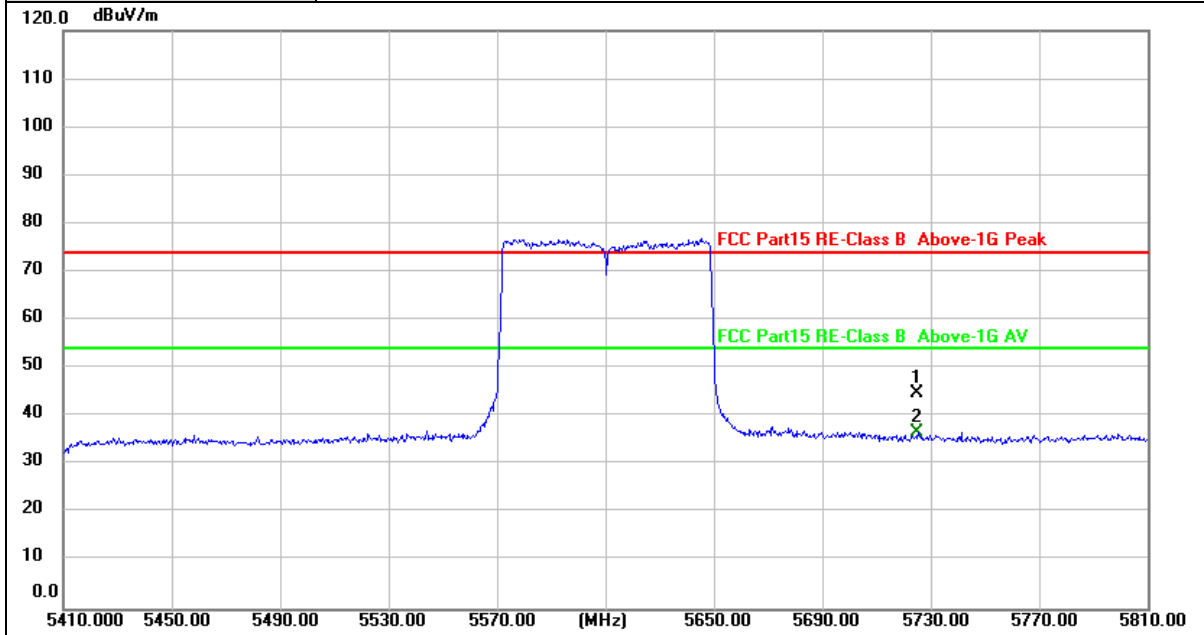
No.	Frequency (MHz)	Reading (dBuV)	Factor (dB/m)	Level (dBuV/m)	Limit (dBuV/m)	Margin (dB)	Detector
1	5725.000	44.22	0.39	44.61	74.00	-29.39	peak
2 *	5725.000	35.97	0.39	36.36	54.00	-17.64	AVG

Remarks:

1. Factor (dB/m) = Antenna Factor (dB/m)+Cable Factor (dB)-Pre-amplifier Factor
2. Margin value = Level -Limit value



Ant. No.	Ant 1 + Ant 2
Ant. Pol.	Vertical
Test Mode:	TX 802.11ac(VHT80) Mode 5610MHz (U-NII-2C)



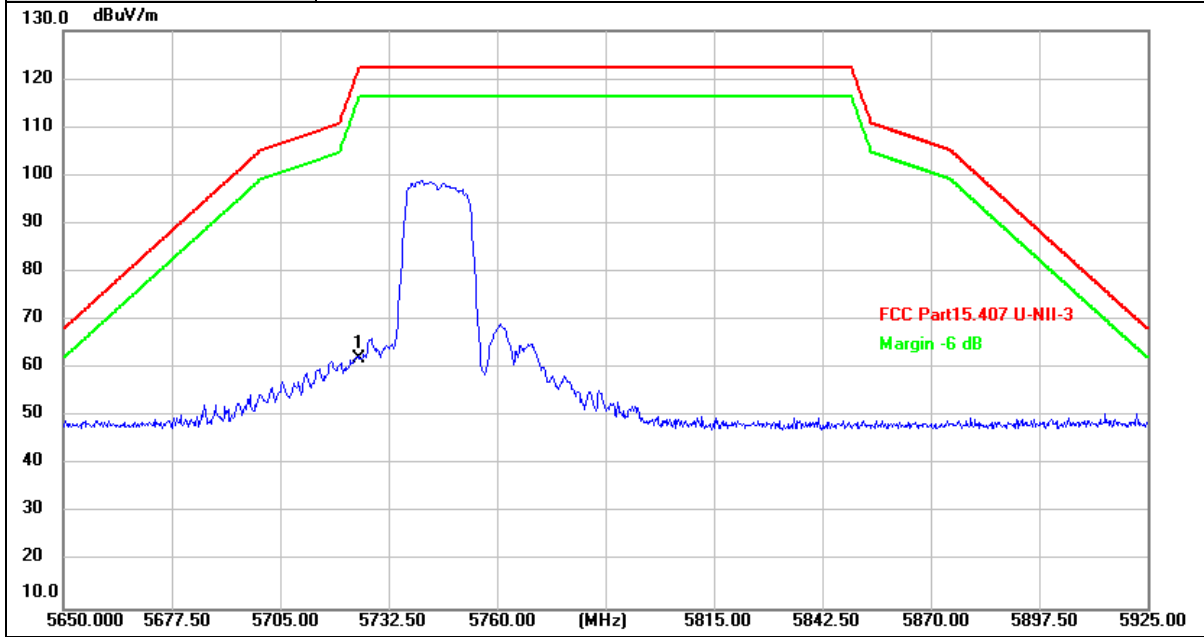
No.	Frequency (MHz)	Reading (dBuV)	Factor (dB/m)	Level (dBuV/m)	Limit (dBuV/m)	Margin (dB)	Detector
1	5725.000	44.57	0.39	44.96	74.00	-29.04	peak
2 *	5725.000	36.26	0.39	36.65	54.00	-17.35	AVG

Remarks:

- Factor (dB/m) = Antenna Factor (dB/m)+Cable Factor (dB)-Pre-amplifier Factor
- Margin value = Level -Limit value



Ant. No.	Ant 2
Ant. Pol.	Horizontal
Test Mode:	TX 802.11a Mode 5745MHz (U-NII-3)



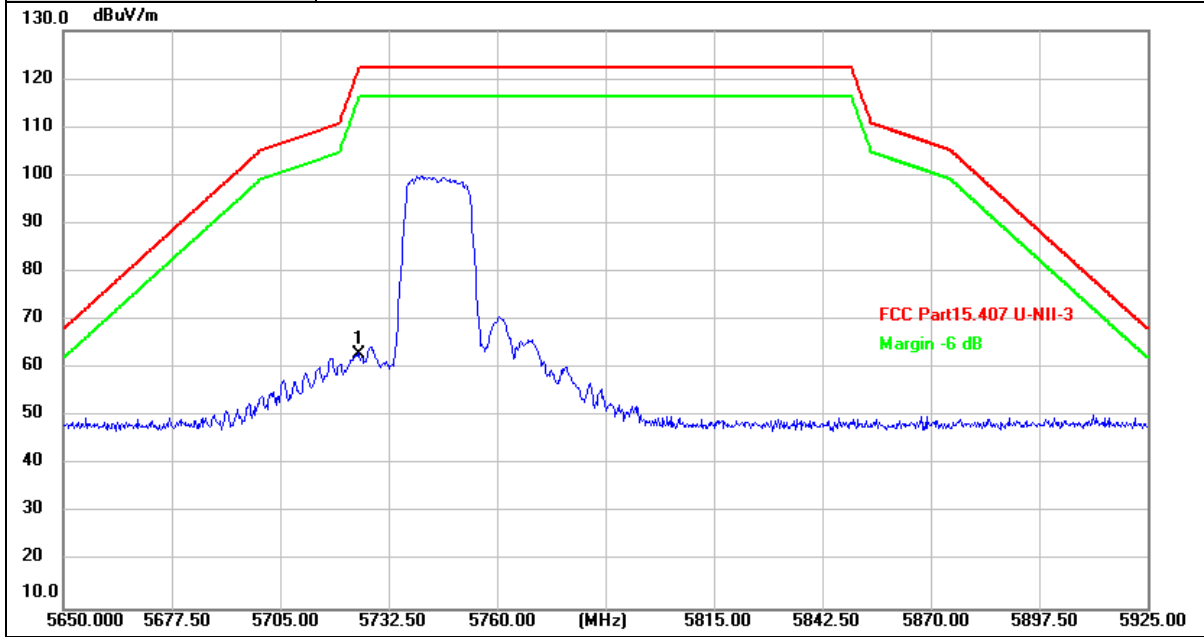
No.	Frequency (MHz)	Reading (dBuV)	Factor (dB/m)	Level (dBuV/m)	Limit (dBuV/m)	Margin (dB)	Detector
1 *	5725.000	61.77	0.39	62.16	122.20	-60.04	peak

Remarks:

- 1. Factor (dB/m) = Antenna Factor (dB/m)+Cable Factor (dB)-Pre-amplifier Factor
- 2. Margin value = Level -Limit value



Ant. No.	Ant 2
Ant. Pol.	Vertical
Test Mode:	TX 802.11a Mode 5745MHz (U-NII-3)



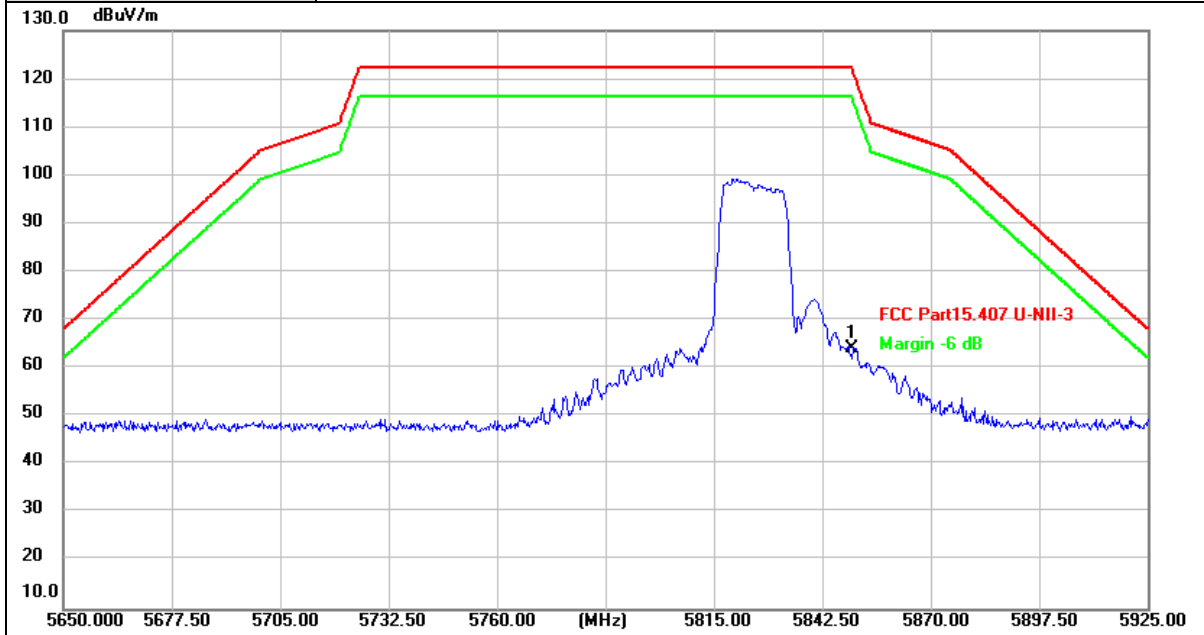
No.	Frequency (MHz)	Reading (dBuV)	Factor (dB/m)	Level (dBuV/m)	Limit (dBuV/m)	Margin (dB)	Detector
1 *	5725.000	62.44	0.39	62.83	122.20	-59.37	peak

Remarks:

- Factor (dB/m) = Antenna Factor (dB/m)+Cable Factor (dB)-Pre-amplifier Factor
- Margin value = Level -Limit value



Ant. No.	Ant 2
Ant. Pol.	Horizontal
Test Mode:	TX 802.11a Mode 5825MHz (U-NII-3)



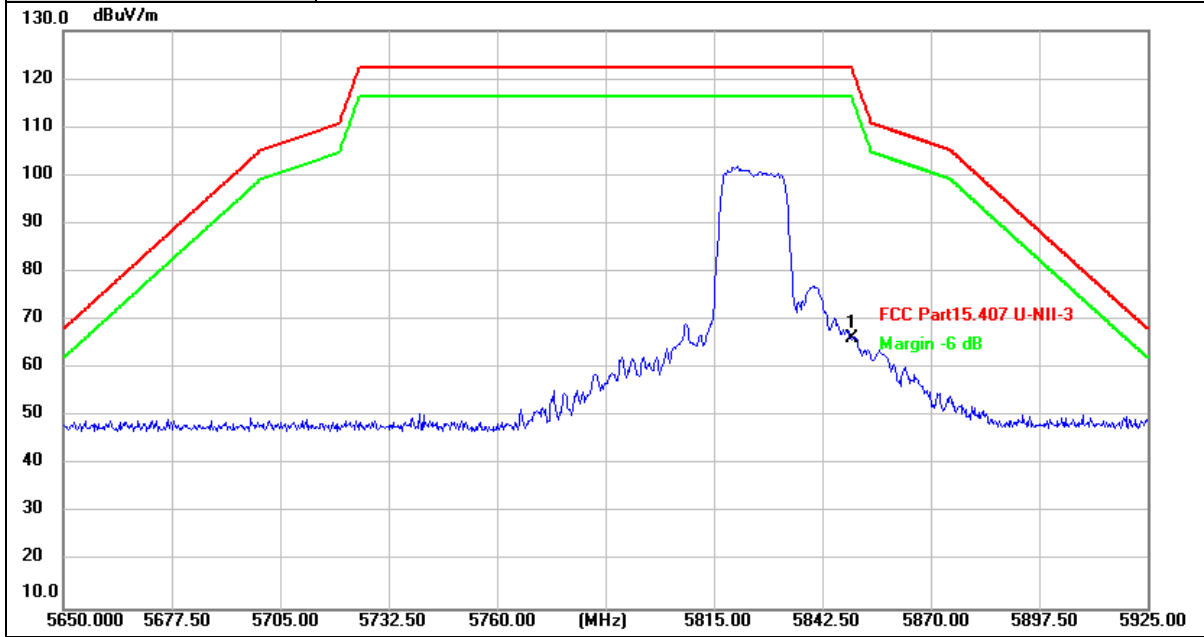
No.	Frequency (MHz)	Reading (dBuV)	Factor (dB/m)	Level (dBuV/m)	Limit (dBuV/m)	Margin (dB)	Detector
1 *	5850.000	63.42	0.71	64.13	122.20	-58.07	peak

Remarks:

- Factor (dB/m) = Antenna Factor (dB/m)+Cable Factor (dB)-Pre-amplifier Factor
- Margin value = Level -Limit value



Ant. No.	Ant 2
Ant. Pol.	Vertical
Test Mode:	TX 802.11a Mode 5825MHz (U-NII-3)



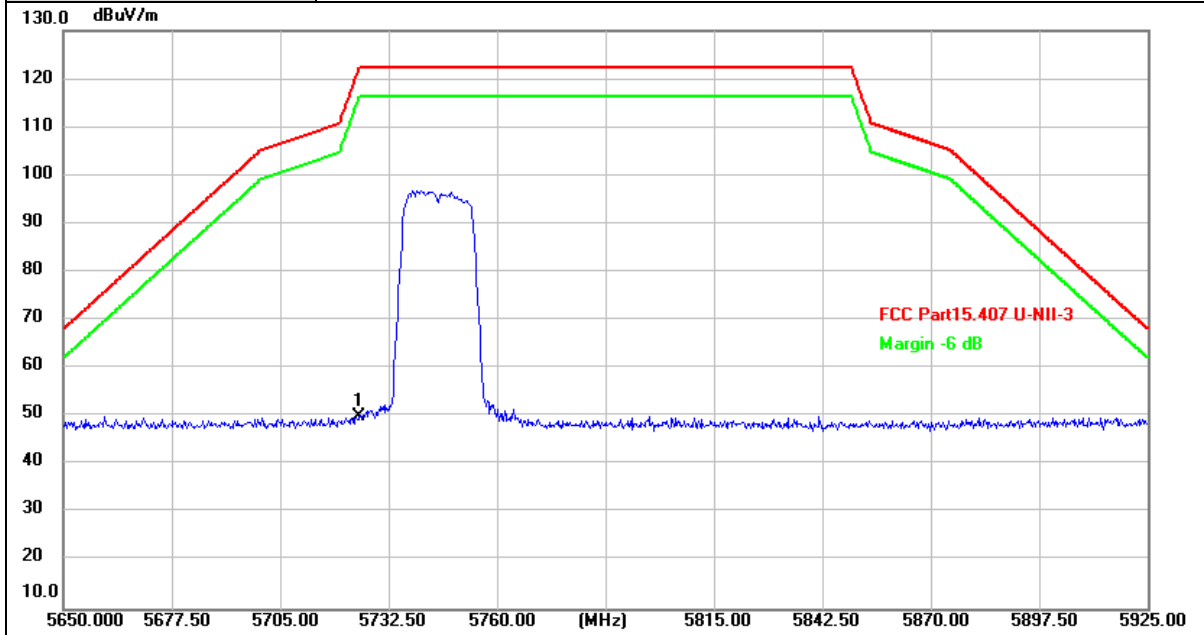
No.	Frequency (MHz)	Reading (dBuV)	Factor (dB/m)	Level (dBuV/m)	Limit (dBuV/m)	Margin (dB)	Detector
1 *	5850.000	65.58	0.71	66.29	122.20	-55.91	peak

Remarks:

- Factor (dB/m) = Antenna Factor (dB/m)+Cable Factor (dB)-Pre-amplifier Factor
- Margin value = Level -Limit value



Ant. No.	Ant 1 + Ant 2
Ant. Pol.	Horizontal
Test Mode:	TX 802.11n(HT20) Mode 5745MHz (U-NII-3)



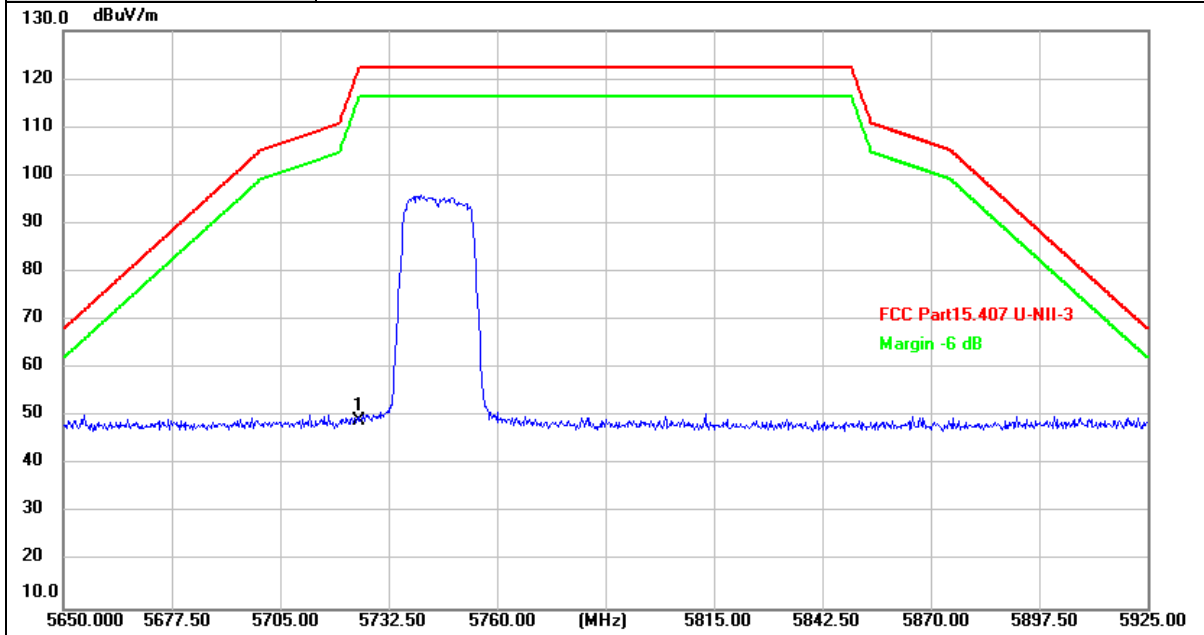
No.	Frequency (MHz)	Reading (dBuV)	Factor (dB/m)	Level (dBuV/m)	Limit (dBuV/m)	Margin (dB)	Detector
1 *	5725.000	49.54	0.39	49.93	122.20	-72.27	peak

Remarks:

1. Factor (dB/m) = Antenna Factor (dB/m)+Cable Factor (dB)-Pre-amplifier Factor
2. Margin value = Level -Limit value



Ant. No.	Ant 1 + Ant 2
Ant. Pol.	Vertical
Test Mode:	TX 802.11n(HT20) Mode 5745MHz (U-NII-3)



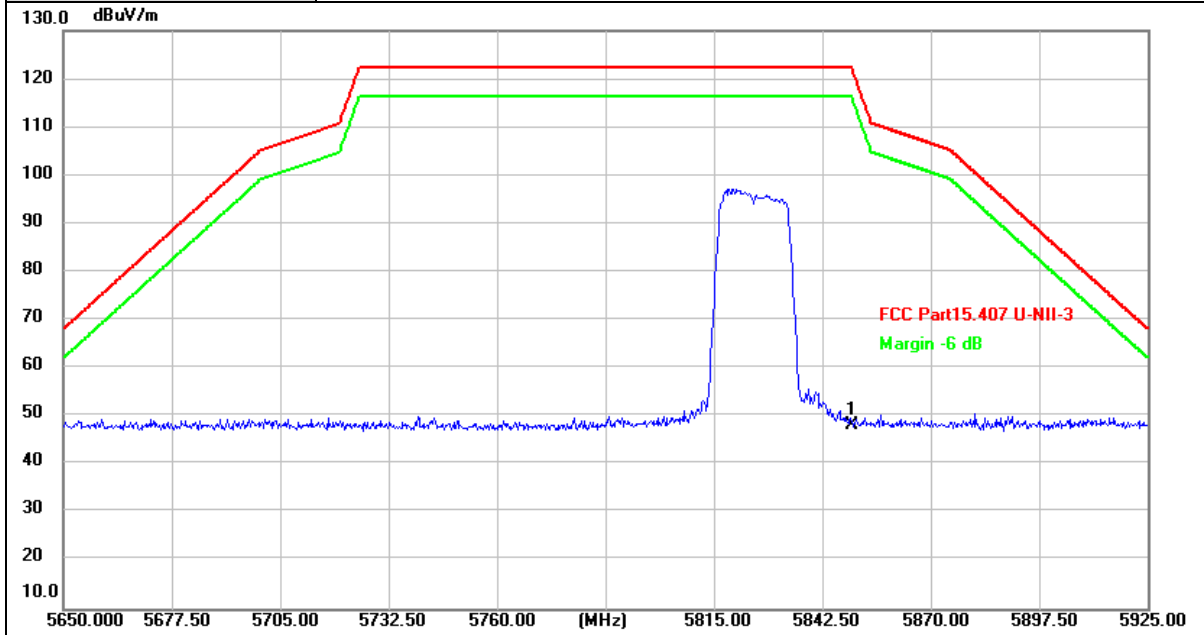
No.	Frequency (MHz)	Reading (dBuV)	Factor (dB/m)	Level (dBuV/m)	Limit (dBuV/m)	Margin (dB)	Detector
1 *	5725.000	48.89	0.39	49.28	122.20	-72.92	peak

Remarks:

- Factor (dB/m) = Antenna Factor (dB/m)+Cable Factor (dB)-Pre-amplifier Factor
- Margin value = Level -Limit value



Ant. No.	Ant 1 + Ant 2
Ant. Pol.	Horizontal
Test Mode:	TX 802.11n(HT20) Mode 5825MHz (U-NII-3)



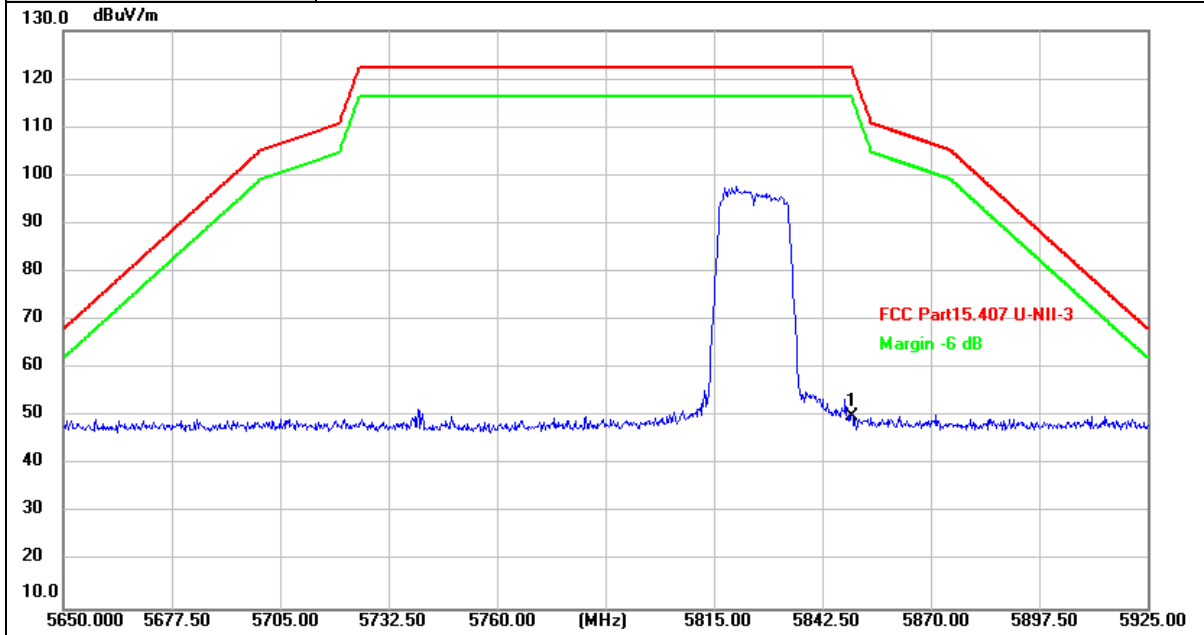
No.	Frequency (MHz)	Reading (dBuV)	Factor (dB/m)	Level (dBuV/m)	Limit (dBuV/m)	Margin (dB)	Detector
1 *	5850.000	47.52	0.71	48.23	122.20	-73.97	peak

Remarks:

- 1.Factor (dB/m) = Antenna Factor (dB/m)+Cable Factor (dB)-Pre-amplifier Factor
- 2.Margin value = Level -Limit value



Ant. No.	Ant 1 + Ant 2
Ant. Pol.	Vertical
Test Mode:	TX 802.11n(HT20) Mode 5825MHz (U-NII-3)



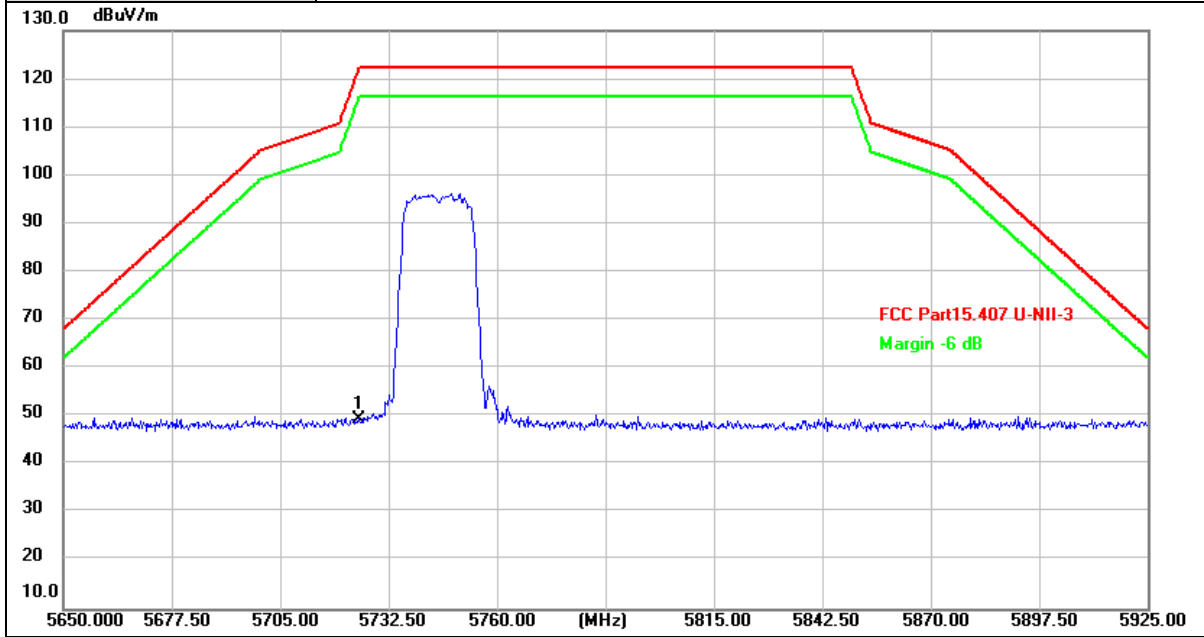
No.	Frequency (MHz)	Reading (dBuV)	Factor (dB/m)	Level (dBuV/m)	Limit (dBuV/m)	Margin (dB)	Detector
1 *	5850.000	49.43	0.71	50.14	122.20	-72.06	peak

Remarks:

- Factor (dB/m) = Antenna Factor (dB/m)+Cable Factor (dB)-Pre-amplifier Factor
- Margin value = Level -Limit value



Ant. No.	Ant 1 + Ant 2
Ant. Pol.	Horizontal
Test Mode:	TX 802.11ac(VHT20) Mode 5745MHz (U-NII-3)



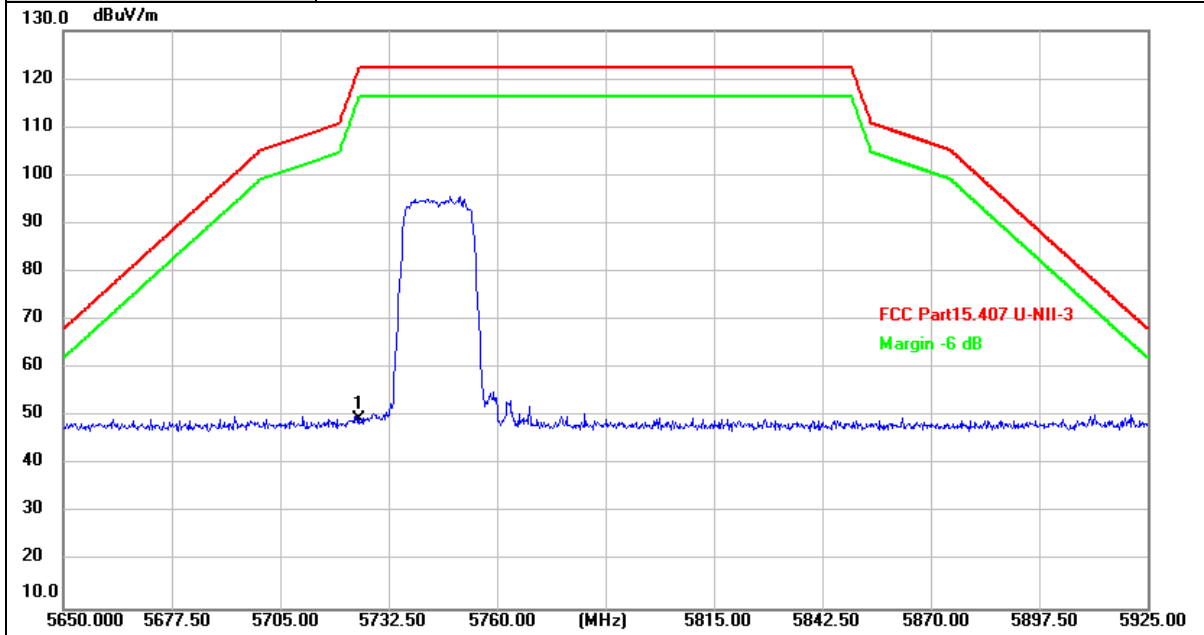
No.	Frequency (MHz)	Reading (dBuV)	Factor (dB/m)	Level (dBuV/m)	Limit (dBuV/m)	Margin (dB)	Detector
1 *	5725.000	49.14	0.39	49.53	122.20	-72.67	peak

Remarks:

1. Factor (dB/m) = Antenna Factor (dB/m)+Cable Factor (dB)-Pre-amplifier Factor
2. Margin value = Level -Limit value



Ant. No.	Ant 1 + Ant 2
Ant. Pol.	Vertical
Test Mode:	TX 802.11ac(VHT20) Mode 5745MHz (U-NII-3)



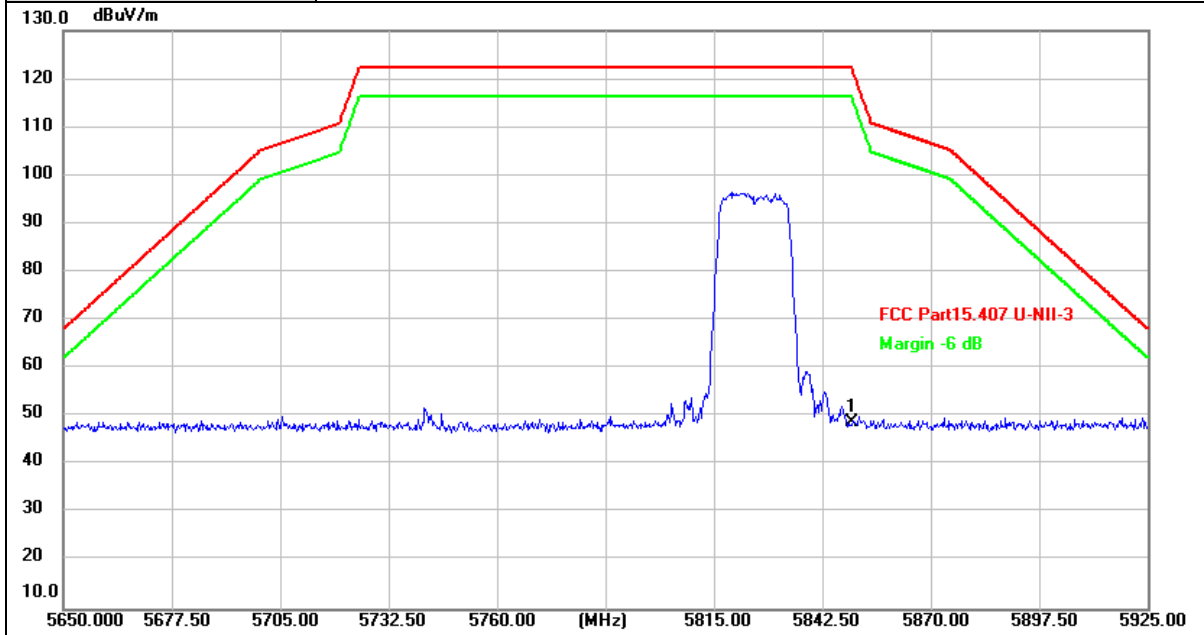
No.	Frequency (MHz)	Reading (dBuV)	Factor (dB/m)	Level (dBuV/m)	Limit (dBuV/m)	Margin (dB)	Detector
1 *	5725.000	48.99	0.39	49.38	122.20	-72.82	peak

Remarks:

- Factor (dB/m) = Antenna Factor (dB/m)+Cable Factor (dB)-Pre-amplifier Factor
- Margin value = Level -Limit value



Ant. No.	Ant 1 + Ant 2
Ant. Pol.	Horizontal
Test Mode:	TX 802.11ac(VHT20) Mode 5825MHz (U-NII-3)



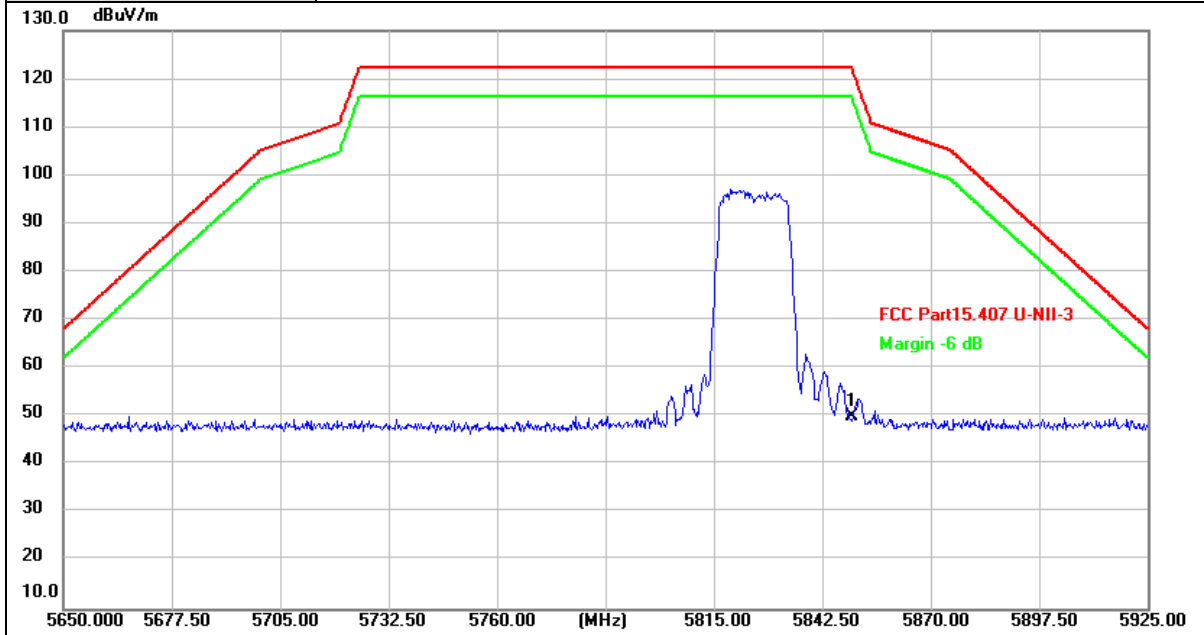
No.	Frequency (MHz)	Reading (dBuV)	Factor (dB/m)	Level (dBuV/m)	Limit (dBuV/m)	Margin (dB)	Detector
1 *	5850.000	48.02	0.71	48.73	122.20	-73.47	peak

Remarks:

- 1.Factor (dB/m) = Antenna Factor (dB/m)+Cable Factor (dB)-Pre-amplifier Factor
- 2.Margin value = Level -Limit value



Ant. No.	Ant 1 + Ant 2
Ant. Pol.	Vertical
Test Mode:	TX 802.11ac(VHT20) Mode 5825MHz (U-NII-3)



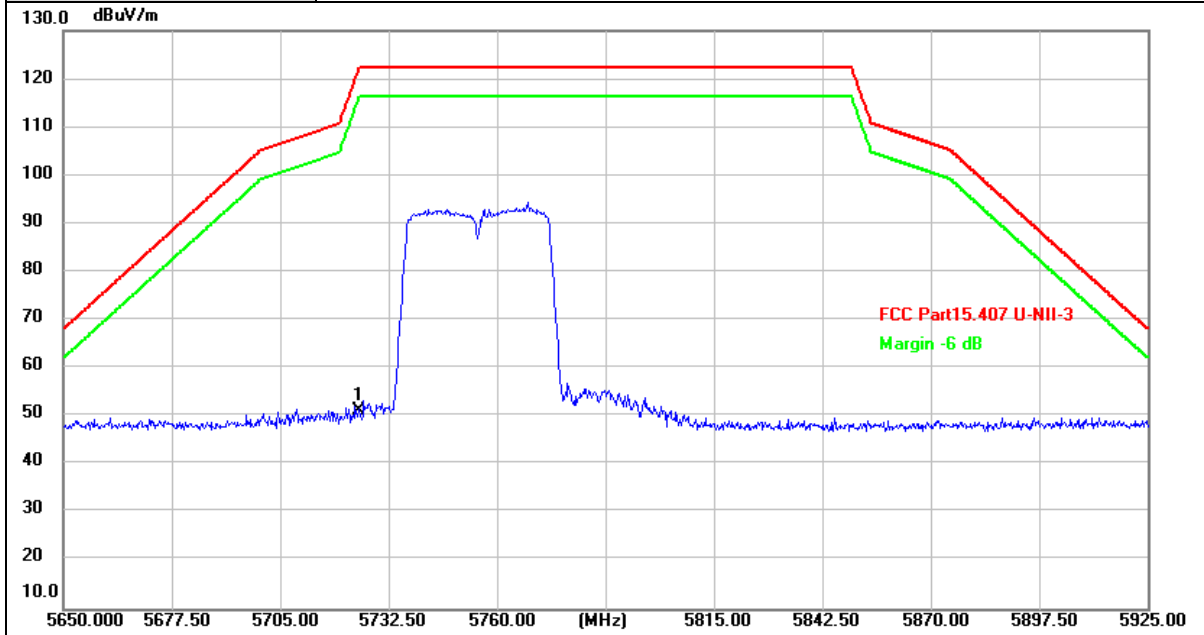
No.	Frequency (MHz)	Reading (dBuV)	Factor (dB/m)	Level (dBuV/m)	Limit (dBuV/m)	Margin (dB)	Detector
1 *	5850.000	49.32	0.71	50.03	122.20	-72.17	peak

Remarks:

- Factor (dB/m) = Antenna Factor (dB/m)+Cable Factor (dB)-Pre-amplifier Factor
- Margin value = Level -Limit value



Ant. No.	Ant 1 + Ant 2
Ant. Pol.	Horizontal
Test Mode:	TX 802.11n(HT40) Mode 5755MHz (U-NII-3)



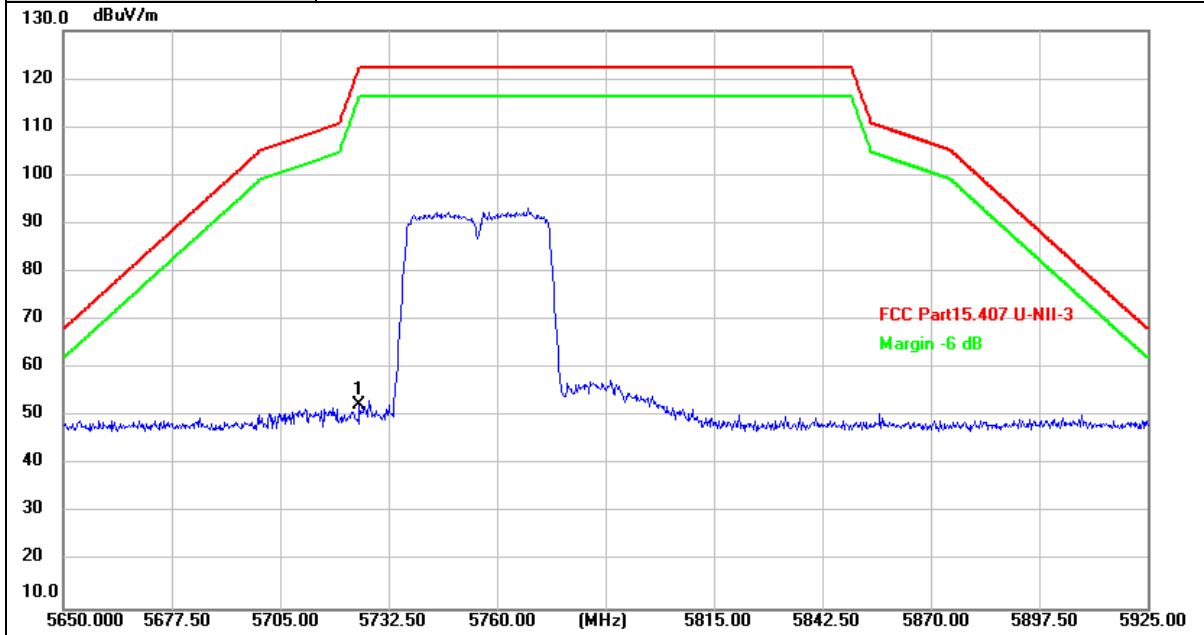
No.	Frequency (MHz)	Reading (dBuV)	Factor (dB/m)	Level (dBuV/m)	Limit (dBuV/m)	Margin (dB)	Detector
1 *	5725.000	50.87	0.39	51.26	122.20	-70.94	peak

Remarks:

1. Factor (dB/m) = Antenna Factor (dB/m)+Cable Factor (dB)-Pre-amplifier Factor
2. Margin value = Level -Limit value



Ant. No.	Ant 1 + Ant 2
Ant. Pol.	Vertical
Test Mode:	TX 802.11n(HT40) Mode 5755MHz (U-NII-3)



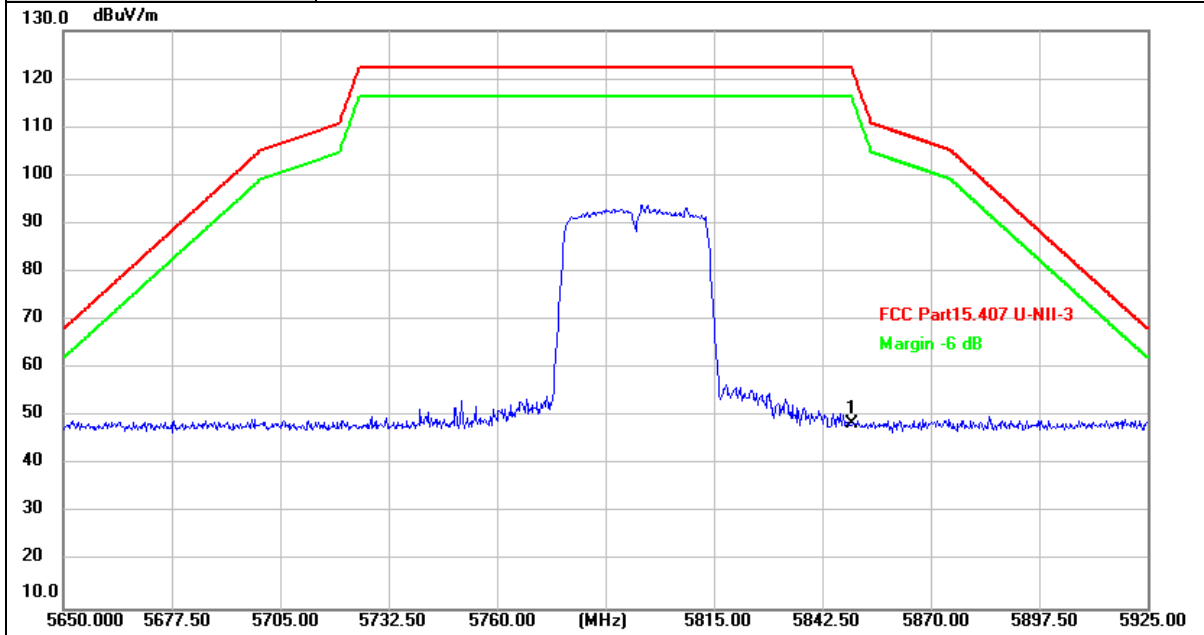
No.	Frequency (MHz)	Reading (dBuV)	Factor (dB/m)	Level (dBuV/m)	Limit (dBuV/m)	Margin (dB)	Detector
1 *	5725.000	51.95	0.39	52.34	122.20	-69.86	peak

Remarks:

- Factor (dB/m) = Antenna Factor (dB/m)+Cable Factor (dB)-Pre-amplifier Factor
- Margin value = Level -Limit value



Ant. No.	Ant 1 + Ant 2
Ant. Pol.	Horizontal
Test Mode:	TX 802.11n(HT40) Mode 5795MHz (U-NII-3)



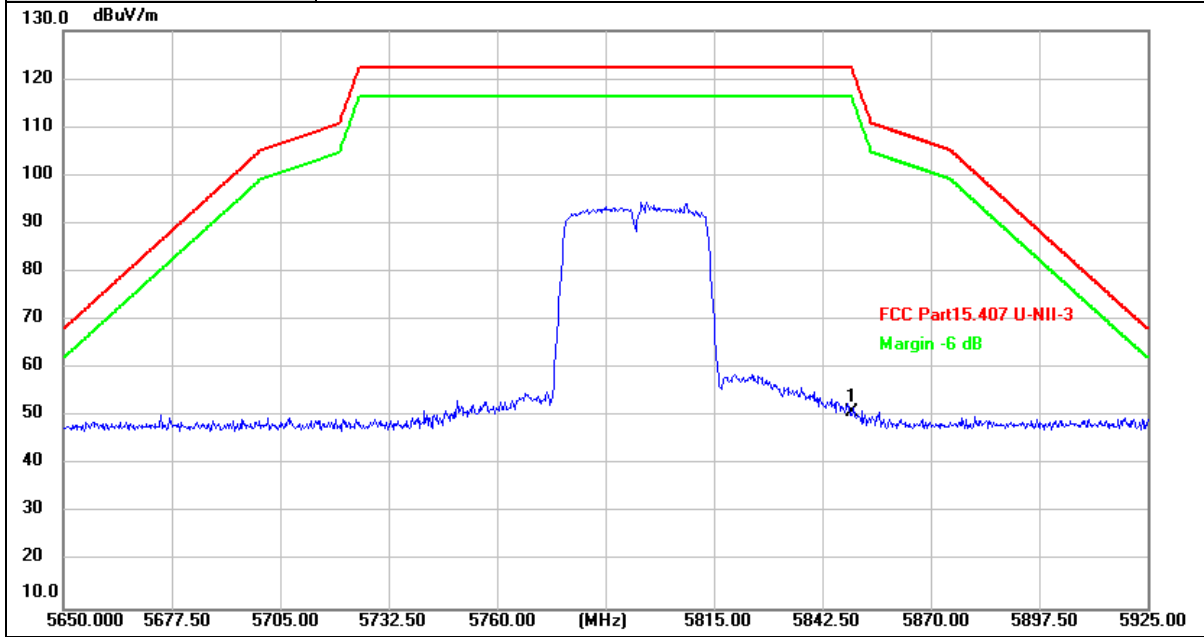
No.	Frequency (MHz)	Reading (dBuV)	Factor (dB/m)	Level (dBuV/m)	Limit (dBuV/m)	Margin (dB)	Detector
1 *	5850.000	47.86	0.71	48.57	122.20	-73.63	peak

Remarks:

- 1.Factor (dB/m) = Antenna Factor (dB/m)+Cable Factor (dB)-Pre-amplifier Factor
- 2.Margin value = Level -Limit value



Ant. No.	Ant 1 + Ant 2
Ant. Pol.	Vertical
Test Mode:	TX 802.11n(HT40) Mode 5795MHz (U-NII-3)



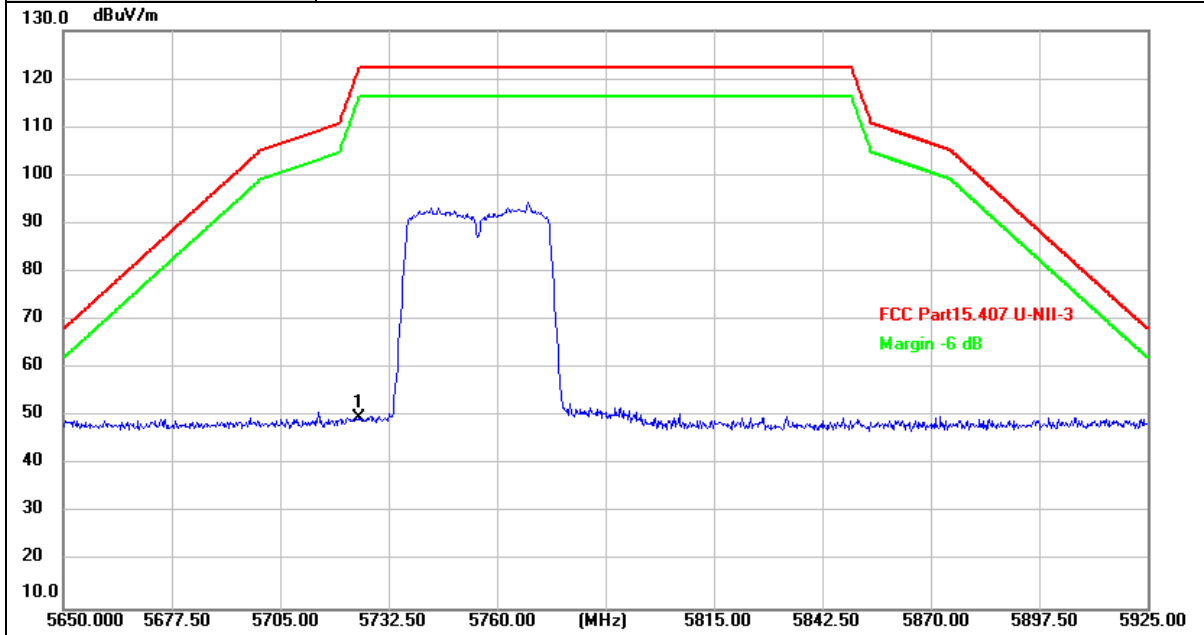
No.	Frequency (MHz)	Reading (dBuV)	Factor (dB/m)	Level (dBuV/m)	Limit (dBuV/m)	Margin (dB)	Detector
1 *	5850.000	50.22	0.71	50.93	122.20	-71.27	peak

Remarks:

- Factor (dB/m) = Antenna Factor (dB/m)+Cable Factor (dB)-Pre-amplifier Factor
- Margin value = Level -Limit value



Ant. No.	Ant 1 + Ant 2
Ant. Pol.	Horizontal
Test Mode:	TX 802.11ac(VHT40) Mode 5755MHz (U-NII-3)



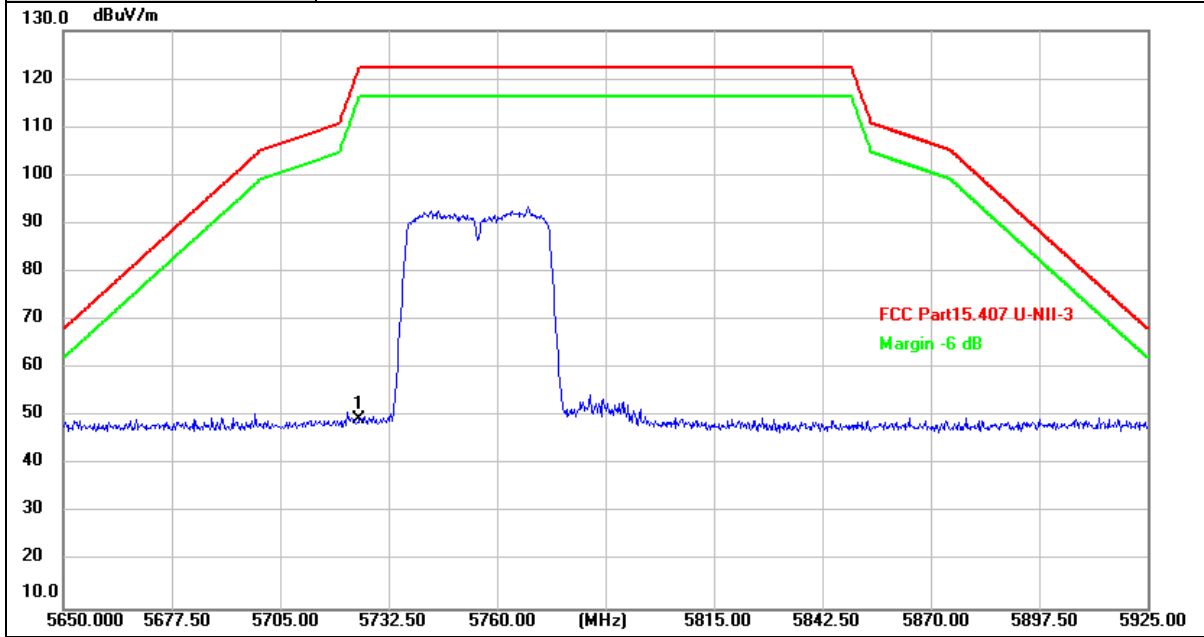
No.	Frequency (MHz)	Reading (dBuV)	Factor (dB/m)	Level (dBuV/m)	Limit (dBuV/m)	Margin (dB)	Detector
1 *	5725.000	49.32	0.39	49.71	122.20	-72.49	peak

Remarks:

1. Factor (dB/m) = Antenna Factor (dB/m)+Cable Factor (dB)-Pre-amplifier Factor
2. Margin value = Level -Limit value



Ant. No.	Ant 1 + Ant 2
Ant. Pol.	Vertical
Test Mode:	TX 802.11ac(VHT40) Mode 5755MHz (U-NII-3)



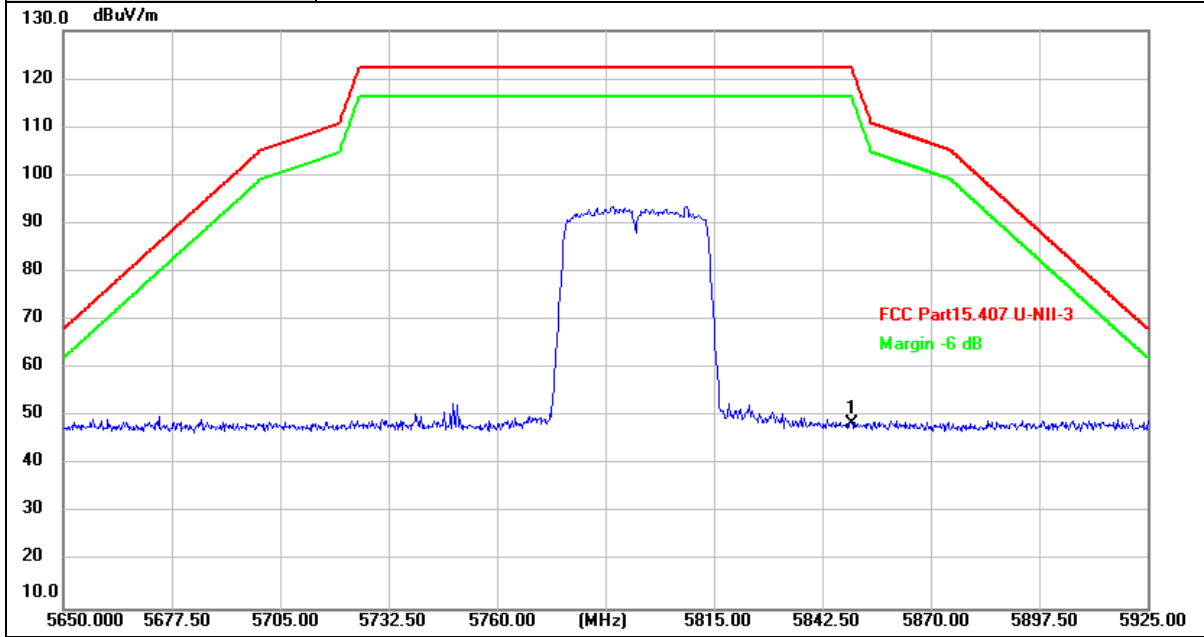
No.	Frequency (MHz)	Reading (dBuV)	Factor (dB/m)	Level (dBuV/m)	Limit (dBuV/m)	Margin (dB)	Detector
1 *	5725.000	49.04	0.39	49.43	122.20	-72.77	peak

Remarks:

- Factor (dB/m) = Antenna Factor (dB/m)+Cable Factor (dB)-Pre-amplifier Factor
- Margin value = Level -Limit value



Ant. No.	Ant 1 + Ant 2
Ant. Pol.	Horizontal
Test Mode:	TX 802.11ac(VHT40) Mode 5795MHz (U-NII-3)



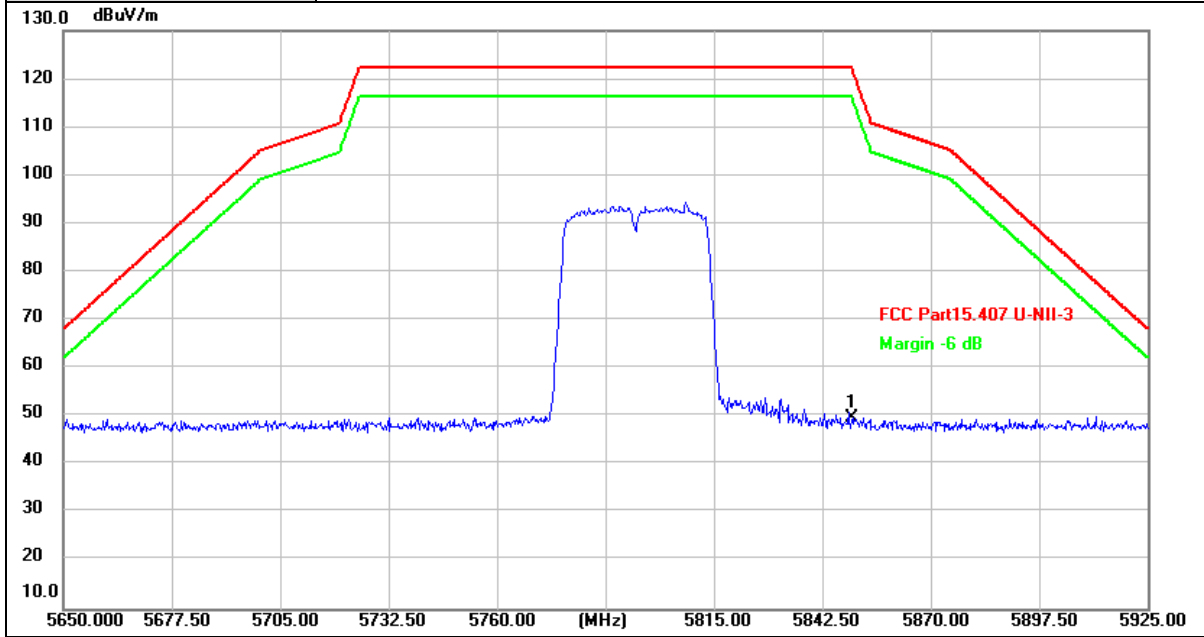
No.	Frequency (MHz)	Reading (dBuV)	Factor (dB/m)	Level (dBuV/m)	Limit (dBuV/m)	Margin (dB)	Detector
1 *	5850.000	47.79	0.71	48.50	122.20	-73.70	peak

Remarks:

- 1.Factor (dB/m) = Antenna Factor (dB/m)+Cable Factor (dB)-Pre-amplifier Factor
- 2.Margin value = Level -Limit value



Ant. No.	Ant 1 + Ant 2
Ant. Pol.	Vertical
Test Mode:	TX 802.11ac(VHT40) Mode 5795MHz (U-NII-3)



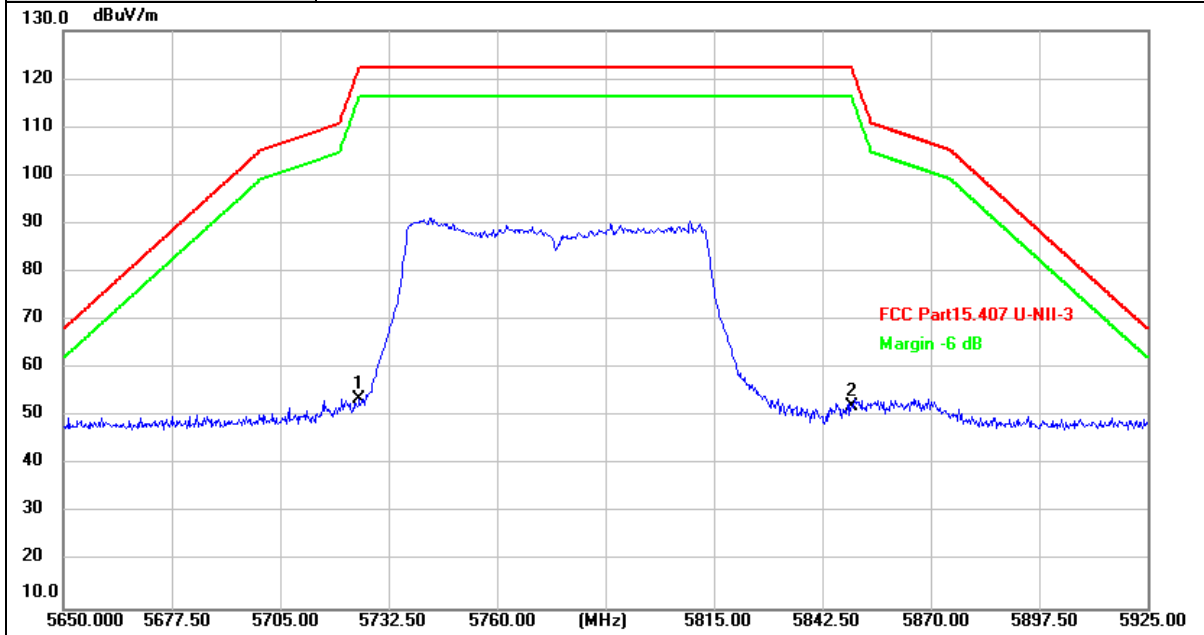
No.	Frequency (MHz)	Reading (dBuV)	Factor (dB/m)	Level (dBuV/m)	Limit (dBuV/m)	Margin (dB)	Detector
1 *	5850.000	48.90	0.71	49.61	122.20	-72.59	peak

Remarks:

- Factor (dB/m) = Antenna Factor (dB/m)+Cable Factor (dB)-Pre-amplifier Factor
- Margin value = Level -Limit value



Ant. No.	Ant 1 + Ant 2
Ant. Pol.	Horizontal
Test Mode:	TX 802.11ac(VHT80) Mode 5775MHz (U-NII-3)



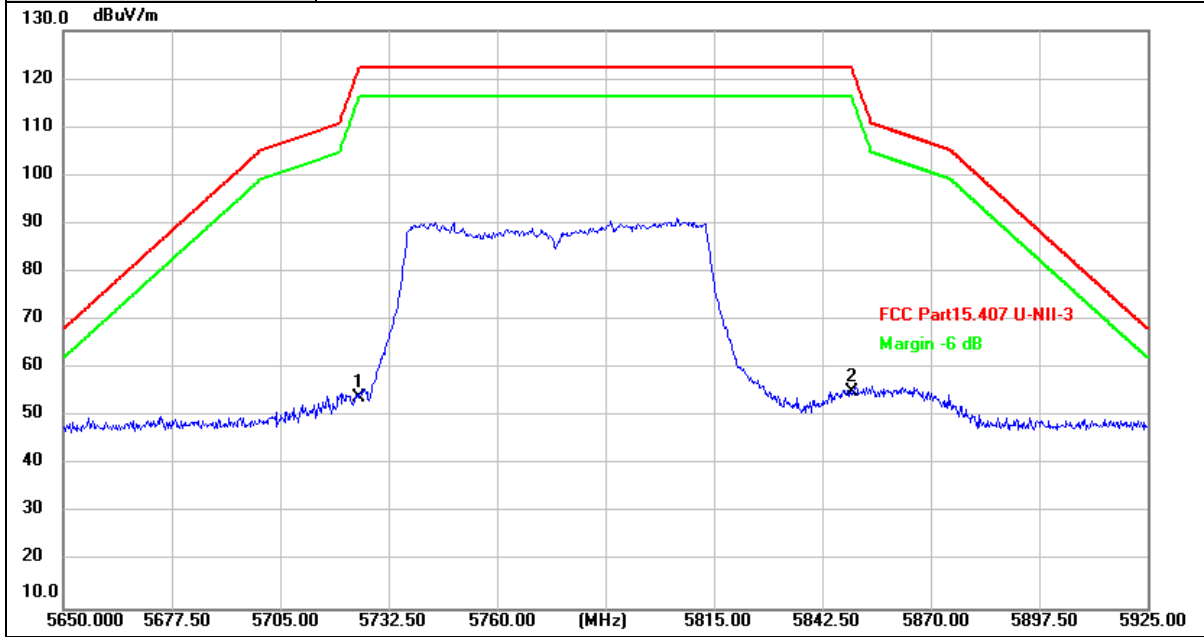
No.	Frequency (MHz)	Reading (dBuV)	Factor (dB/m)	Level (dBuV/m)	Limit (dBuV/m)	Margin (dB)	Detector
1 *	5725.000	53.13	0.39	53.52	122.20	-68.68	peak
2	5850.000	51.34	0.71	52.05	122.20	-70.15	peak

Remarks:

1. Factor (dB/m) = Antenna Factor (dB/m)+Cable Factor (dB)-Pre-amplifier Factor
2. Margin value = Level -Limit value



Ant. No.	Ant 1 + Ant 2
Ant. Pol.	Vertical
Test Mode:	TX 802.11ac(VHT80) Mode 5775MHz (U-NII-3)



No.	Frequency (MHz)	Reading (dBuV)	Factor (dB/m)	Level (dBuV/m)	Limit (dBuV/m)	Margin (dB)	Detector
1	5725.000	53.51	0.39	53.90	122.20	-68.30	peak
2 *	5850.000	54.50	0.71	55.21	122.20	-66.99	peak

Remarks:

1. Factor (dB/m) = Antenna Factor (dB/m) + Cable Factor (dB) - Pre-amplifier Factor
2. Margin value = Level - Limit value

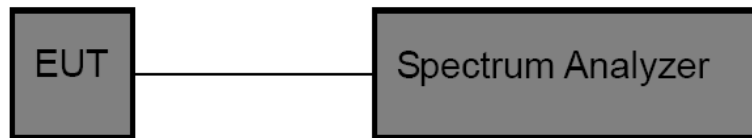
3.4. Bandwidth

Limit

FCC CFR Title 47 Part 15 Subpart E Section 15.407(a) & (e) / RSS-247 6.2.1.2 & 6.2.4.1

Test Item	Limit	Frequency Range (MHz)
26dB Bandwidth& 99% Bandwidth	N/A	5150~5250
		5250~5350
		5500~5700
6 dB Bandwidth	≥500 kHz	5725~5850

Test Configuration



Test Procedure

Please refer to KDB789033 D02 for the measurement methods.

The setting of the spectrum analyzer as below:

26dB Bandwidth Test	
Spectrum Parameters	Setting
Attenuation	Auto
Span	>26 dB Bandwidth
RBW	Approximately 1% of the emission bandwidth
VBW	>RBW
Detector	Peak
Trace	Max Hold
Sweep Time	Auto



6dB Bandwidth Test	
Spectrum Parameters	Setting
Attenuation	Auto
Span	>6 dB Bandwidth
RBW	100 kHz
VBW	$\geq 3 \cdot \text{RBW}$
Detector	Peak
Trace	Max Hold
Sweep Time	Auto
99% Occupied Bandwidth Test	
Spectrum Parameters	Setting
Attenuation	Auto
RBW	1% to 5% of the OBW
VBW	$\geq 3 \cdot \text{RBW}$
Detector	Peak
Trace	Max Hold

NOTE: The EUT was set to continuously transmitting in each mode and low, middle and high channel for the test.

Test Mode

Please refer to the clause 2.4.

**Test Result****6dB Bandwidth**

Mode	Channel	Ant.	Center Frequency (MHz)	6 dB Bandwidth (MHz)	Limit (MHz)	Result
IEEE 802.11a	36	1	5180	16.32	0.5	PASS
		2	5180	16.32		PASS
	40	1	5200	16.30		PASS
		2	5200	16.29		PASS
	48	1	5240	15.94		PASS
		2	5240	16.30		PASS
	52	1	5260	16.28		PASS
		2	5260	16.34		PASS
	56	1	5280	16.31		PASS
		2	5280	16.31		PASS
	64	1	5320	16.28		PASS
		2	5320	16.31		PASS
	100	1	5500	16.03		PASS
		2	5500	16.30		PASS
	116	1	5580	16.30		PASS
		2	5580	16.31		PASS
	140	1	5700	16.31		PASS
		2	5700	16.31		PASS
	149	1	5745	16.02		PASS
		2	5745	16.29		PASS
157	1	5785	16.06	PASS		
	2	5785	16.29	PASS		
165	1	5825	16.29	PASS		
	2	5825	16.31	PASS		
IEEE 802.11n_20	36	1	5180	16.77	0.5	PASS
		2	5180	17.31		PASS
	40	1	5200	17.22		PASS
		2	5200	16.95		PASS
	48	1	5240	17.11		PASS
		2	5240	17.56		PASS
	52	1	5260	16.89		PASS
		2	5260	17.30		PASS
	56	1	5280	17.10		PASS
		2	5280	17.54		PASS
	64	1	5320	16.91		PASS
		2	5320	17.25		PASS
	100	1	5500	17.20		PASS
		2	5500	17.03		PASS
	116	1	5580	16.92		PASS
		2	5580	17.29		PASS
	140	1	5700	17.26		PASS
		2	5700	17.52		PASS
	149	1	5745	17.18		PASS
		2	5745	17.55		PASS
157	1	5785	16.93	PASS		
	2	5785	16.94	PASS		
165	1	5825	16.91	PASS		
	2	5825	16.82	PASS		
IEEE 802.11n_40	38	1	5190	35.33	0.5	PASS
		2	5190	35.66		PASS
	46	1	5230	35.46		PASS
		2	5230	35.33		PASS
	54	1	5270	35.34		PASS
		2	5270	35.38		PASS
	62	1	5310	35.31		PASS
		2	5310	35.60		PASS
	102	1	5510	35.34		PASS
		2	5510	35.45		PASS

CTC Laboratories, Inc.

2/F., Building 1 and 1-2/F., Building 2, Jiaquan Building, Guanlan High-Tech Park, Longhua District, Shenzhen, Guangdong, China

Tel.: (86)755-27521059

Fax: (86)755-27521011

Http://www.sz-ctc.org.cn

For anti-fake verification, please visit the official website of Certification and Accreditation Administration of the People's Republic of China : <http://yz.cnca.cn>



	110	1	5550	35.33	PASS	
		2	5550	35.12	PASS	
	134	1	5670	35.49	PASS	
		2	5670	35.33	PASS	
	151	1	5755	35.71	PASS	
		2	5755	35.32	PASS	
	159	1	5795	35.31	PASS	
		2	5795	35.27	PASS	
	IEEE 802.11ac_20	36	1	5180	17.27	PASS
			2	5180	17.26	PASS
40		1	5200	16.90	PASS	
		2	5200	16.93	PASS	
48		1	5240	17.28	PASS	
		2	5240	16.83	PASS	
52		1	5260	17.13	PASS	
		2	5260	16.63	PASS	
56		1	5280	16.90	PASS	
		2	5280	17.17	PASS	
64		1	5320	17.28	PASS	
		2	5320	16.93	PASS	
100		1	5500	16.92	PASS	
		2	5500	17.15	PASS	
116		1	5580	17.02	PASS	
		2	5580	17.17	PASS	
140		1	5700	16.90	PASS	
		2	5700	16.91	PASS	
149		1	5745	16.90	PASS	
		2	5745	16.90	PASS	
157	1	5785	17.19	PASS		
	2	5785	16.91	PASS		
165	1	5825	17.07	PASS		
	2	5825	17.13	PASS		
IEEE 802.11ac_40	38	1	5190	35.42	PASS	
		2	5190	35.64	PASS	
	46	1	5230	35.31	PASS	
		2	5230	35.59	PASS	
	54	1	5270	35.67	PASS	
		2	5270	35.34	PASS	
	62	1	5310	35.58	PASS	
		2	5310	35.11	PASS	
	102	1	5510	35.41	PASS	
		2	5510	35.65	PASS	
	110	1	5550	35.33	PASS	
		2	5550	35.63	PASS	
	134	1	5670	35.77	PASS	
		2	5670	35.37	PASS	
151	1	5755	35.43	PASS		
	2	5755	35.36	PASS		
159	1	5795	35.35	PASS		
	2	5795	35.56	PASS		
IEEE 802.11ac_80	42	1	5210	75.15	PASS	
		2	5210	75.14	PASS	
	58	1	5290	75.11	PASS	
		2	5290	76.32	PASS	
	106	1	5530	75.33	PASS	
		2	5530	76.30	PASS	
	122	1	5610	75.33	PASS	
		2	5610	75.74	PASS	
	155	1	5775	75.73	PASS	
		2	5775	75.74	PASS	



26dB Bandwidth

Mode	Channel	Ant.	Center Frequency (MHz)	26 dB Bandwidth (MHz)	RBW/EBW
IEEE 802.11a	36	1	5180	25.03	1.20
		2	5180	18.44	1.11
	40	1	5200	18.24	1.11
		2	5200	18.13	1.13
	48	1	5240	19.86	1.13
		2	5240	18.37	1.12
	52	1	5260	18.30	1.12
		2	5260	18.23	1.13
	56	1	5280	18.18	1.14
		2	5280	18.27	1.13
	64	1	5320	18.31	1.13
		2	5320	18.38	1.12
	100	1	5500	18.29	1.12
		2	5500	18.40	1.12
	116	1	5580	18.27	1.12
		2	5580	18.30	1.13
	140	1	5700	29.47	1.02
		2	5700	24.11	1.08
149	1	5745	29.47	1.02	
	2	5745	26.05	1.15	
157	1	5785	29.19	1.03	
	2	5785	28.57	1.05	
165	1	5825	28.76	1.04	
	2	5825	29.10	1.03	
IEEE 802.11n_20	36	1	5180	19.19	1.13
		2	5180	19.26	1.12
	40	1	5200	19.31	1.12
		2	5200	19.51	1.11
	48	1	5240	19.35	1.12
		2	5240	30.00	1.00
	52	1	5260	19.46	1.11
		2	5260	19.25	1.12
	56	1	5280	19.25	1.12
		2	5280	19.37	1.12
	64	1	5320	19.21	1.13
		2	5320	19.34	1.11
	100	1	5500	19.44	1.11
		2	5500	19.36	1.12
	116	1	5580	19.28	1.12
		2	5580	19.47	1.11
	140	1	5700	19.28	1.12
		2	5700	19.31	1.18
149	1	5745	29.12	1.03	
	2	5745	24.43	1.08	
157	1	5785	29.45	1.02	
	2	5785	24.50	1.08	
165	1	5825	30.00	1.00	
	2	5825	29.95	1.00	
IEEE 802.11n_40	38	1	5190	50.96	1.00
		2	5190	51.42	0.99
	46	1	5230	38.80	1.06
		2	5230	38.84	1.05
	54	1	5270	55.75	1.03
		2	5270	55.79	1.03
	62	1	5310	58.19	1.03
		2	5310	59.72	1.00
	102	1	5510	57.57	1.03
		2	5510	59.81	1.00
	110	1	5550	57.85	1.03
		2	5550	59.89	1.00
134	1	5670	55.48	1.00	
	2	5670	57.58	1.03	

CTC Laboratories, Inc.

2/F., Building 1 and 1-2/F., Building 2, Jiaquan Building, Guanlan High-Tech Park, Longhua District, Shenzhen, Guangdong, China
 Tel.: (86)755-27521059 Fax: (86)755-27521011 Http://www.sz-ctc.org.cn



For anti-fake verification, please visit the official website of Certification and Accreditation Administration of the People's Republic of China : <http://yz.cnca.cn>



	151	1	5755	59.80	1.01
		2	5755	60.00	1.03
	159	1	5795	59.92	1.03
		2	5795	59.97	1.00
IEEE 802.11ac_20	36	1	5180	27.58	1.09
		2	5180	29.14	1.03
	40	1	5200	27.43	1.09
		2	5200	25.77	1.16
	48	1	5240	29.14	1.03
		2	5240	25.70	1.17
	52	1	5260	29.19	1.03
		2	5260	25.76	1.16
	56	1	5280	23.81	1.08
		2	5280	25.99	1.15
	64	1	5320	25.81	1.16
		2	5320	26.29	1.14
	100	1	5500	26.35	1.14
		2	5500	26.20	1.15
	116	1	5580	26.38	1.14
		2	5580	25.81	1.16
	140	1	5700	29.95	1.00
		2	5700	29.75	1.01
149	1	5745	30.00	1.00	
	2	5745	26.76	1.12	
157	1	5785	28.27	1.06	
	2	5785	29.17	1.03	
165	1	5825	29.06	1.03	
	2	5825	30.00	1.00	
IEEE 802.11ac_40	38	1	5190	42.28	1.16
		2	5190	59.01	1.02
	46	1	5230	47.25	1.08
		2	5230	49.32	1.03
	54	1	5270	49.24	1.04
		2	5270	49.63	1.03
	62	1	5310	39.03	1.14
		2	5310	49.42	1.03
	102	1	5510	46.28	1.10
		2	5510	49.99	1.02
	110	1	5550	49.44	1.03
		2	5550	49.36	1.03
	134	1	5670	49.48	1.03
		2	5670	50.35	1.01
151	1	5755	55.22	1.07	
	2	5755	55.62	1.08	
159	1	5795	59.16	1.04	
	2	5795	59.95	1.03	
IEEE 802.11ac_80	42	1	5210	85.41	1.17
		2	5210	85.57	1.17
	58	1	5290	85.58	1.17
		2	5290	87.94	1.14
	106	1	5530	85.18	1.17
		2	5530	87.33	1.15
	122	1	5610	85.97	1.16
		2	5610	87.73	1.14
155	1	5775	120.00	1.02	
	2	5775	118.78	1.02	

**99% Bandwidth**

Mode	Channel	Ant.	99% BW (MHz)
IEEE 802.11a	36	1	16.446
		2	16.421
	40	1	16.424
		2	16.428
	48	1	16.450
		2	16.413
	52	1	16.412
		2	16.409
	56	1	16.423
		2	16.411
	64	1	16.417
		2	16.402
	100	1	16.410
		2	16.421
	116	1	16.417
		2	16.408
	140	1	16.738
		2	16.447
149	1	16.880	
	2	16.470	
157	1	16.714	
	2	16.554	
165	1	16.501	
	2	16.662	
IEEE 802.11n_20	36	1	17.559
		2	17.559
	40	1	17.542
		2	17.541
	48	1	17.542
		2	19.190
	52	1	17.546
		2	17.539
	56	1	17.535
		2	17.527
	64	1	17.533
		2	17.546
	100	1	17.544
		2	17.553
	116	1	17.529
		2	17.539
	140	1	17.548
		2	17.544
149	1	17.669	
	2	17.593	
157	1	17.664	
	2	17.594	
165	1	18.124	
	2	17.968	
IEEE 802.11n_40	38	1	36.023
		2	36.076
	46	1	36.042
		2	36.026
	54	1	36.094
		2	36.068
	62	1	36.101
		2	36.085
	102	1	36.090
		2	36.114
	110	1	36.052
		2	36.113
134	1	36.059	
	2	36.144	
151	1	36.754	

CTC Laboratories, Inc.

2/F., Building 1 and 1-2/F., Building 2, Jiaquan Building, Guanlan High-Tech Park, Longhua District, Shenzhen, Guangdong, China

Tel.: (86)755-27521059

Fax: (86)755-27521011

Http://www.sz-ctc.org.cn

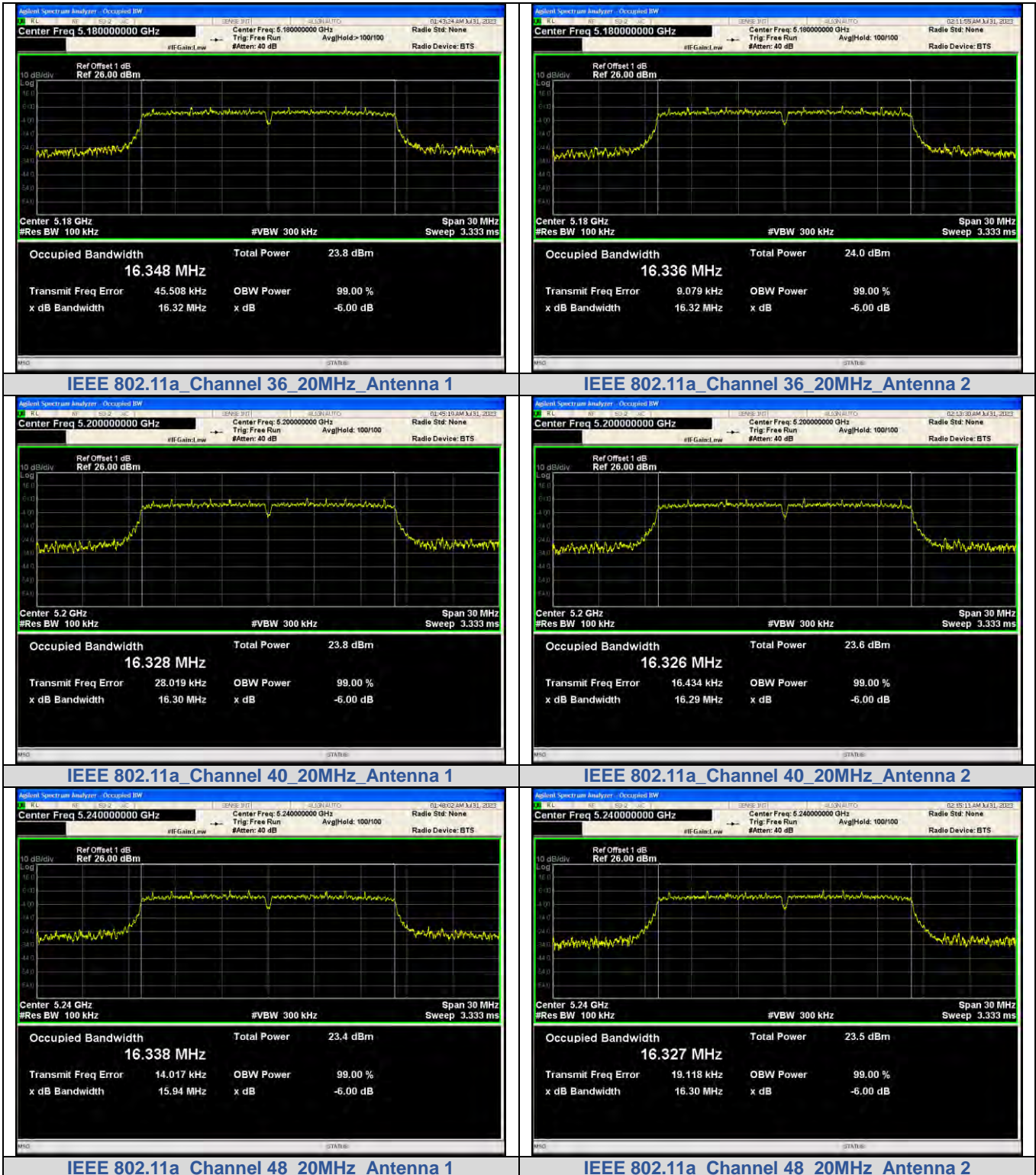
中国国家认证认可监督管理委员会
Certification and Accreditation Administration of the People's Republic of ChinaFor anti-fake verification, please visit the official website of Certification and Accreditation Administration of the People's Republic of China : <http://yz.cnca.cn>

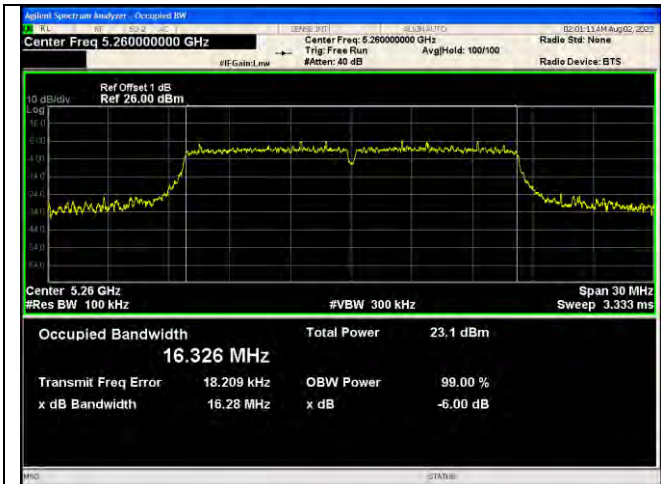


		2	36.244
	159	1	36.887
		2	36.415
IEEE 802.11ac_20	36	1	17.613
		2	17.646
	40	1	17.616
		2	17.615
	48	1	17.637
		2	17.581
	52	1	17.650
		2	17.603
	56	1	17.558
		2	17.590
	64	1	17.548
		2	17.591
	100	1	17.568
		2	17.613
	116	1	17.543
		2	17.583
140	1	18.137	
	2	17.673	
149	1	18.862	
	2	17.590	
157	1	17.713	
	2	17.853	
165	1	17.792	
	2	18.024	
IEEE 802.11ac_40	38	1	36.100
		2	36.104
	46	1	36.113
		2	36.095
	54	1	36.098
		2	36.112
	62	1	36.081
		2	36.105
	102	1	36.110
		2	36.157
110	1	36.113	
	2	36.146	
134	1	36.152	
	2	36.190	
151	1	36.359	
	2	36.760	
159	1	36.300	
	2	36.585	
IEEE 802.11ac_80	42	1	75.687
		2	75.703
	58	1	75.618
		2	76.266
	106	1	75.665
		2	76.228
	122	1	75.699
		2	76.284
155	1	76.632	
	2	76.503	



6dB Bandwidth:

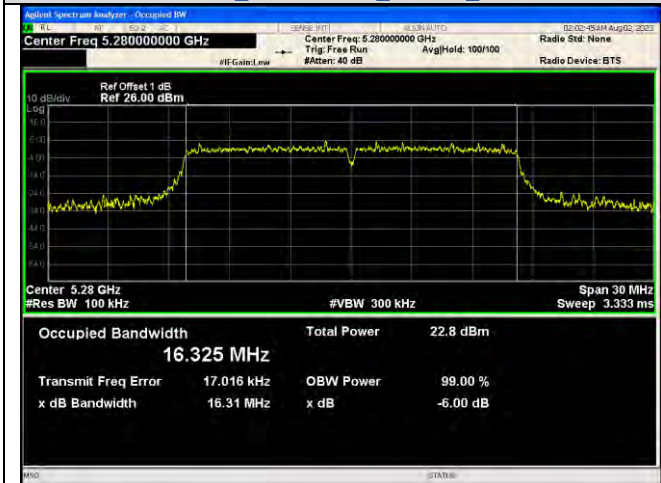




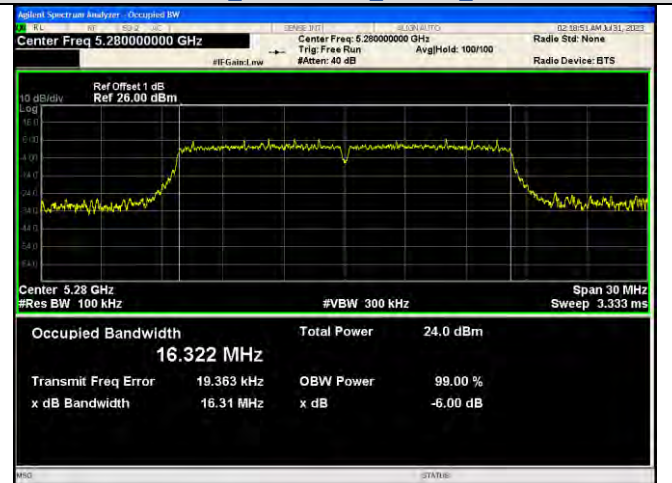
IEEE 802.11a Channel 52 20MHz Antenna 1



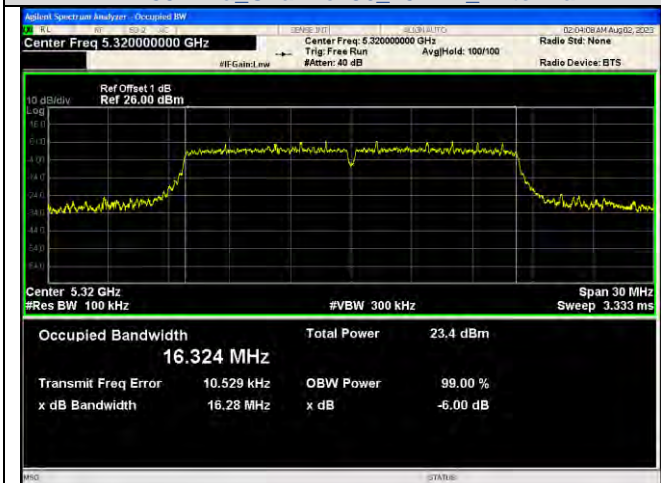
IEEE 802.11a Channel 52 20MHz Antenna 2



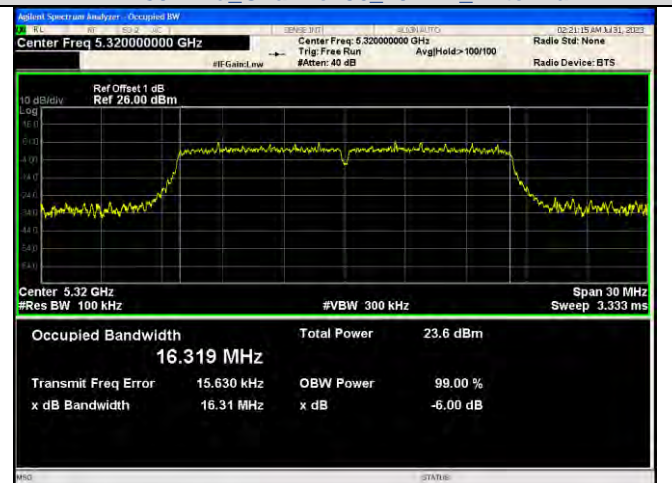
IEEE 802.11a Channel 52 20MHz Antenna 1



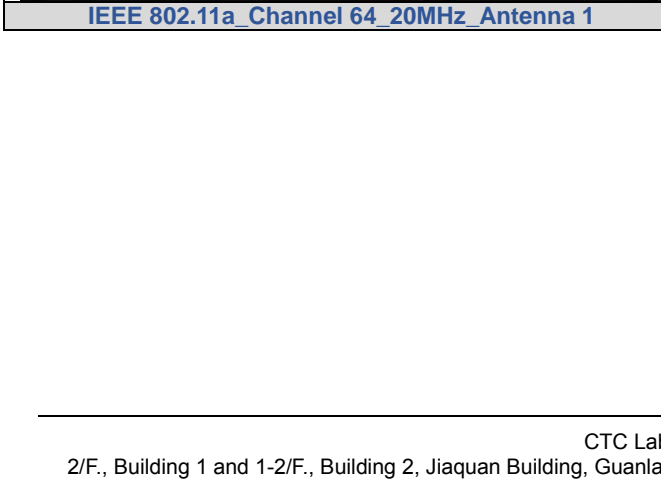
IEEE 802.11a Channel 52 20MHz Antenna 2



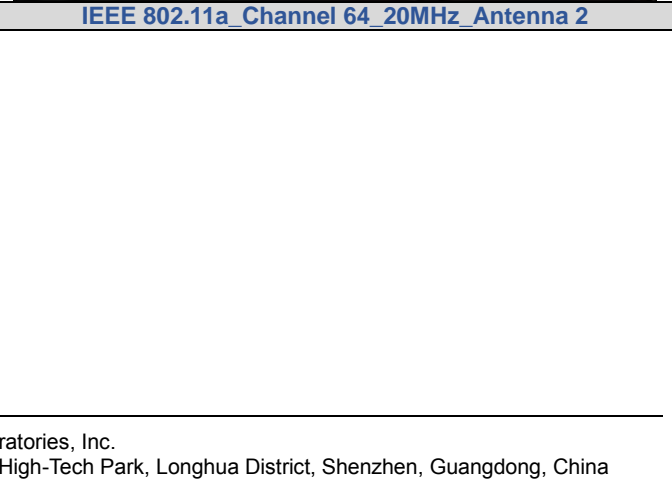
IEEE 802.11a Channel 56 20MHz Antenna 1



IEEE 802.11a Channel 56 20MHz Antenna 2



IEEE 802.11a Channel 64 20MHz Antenna 1



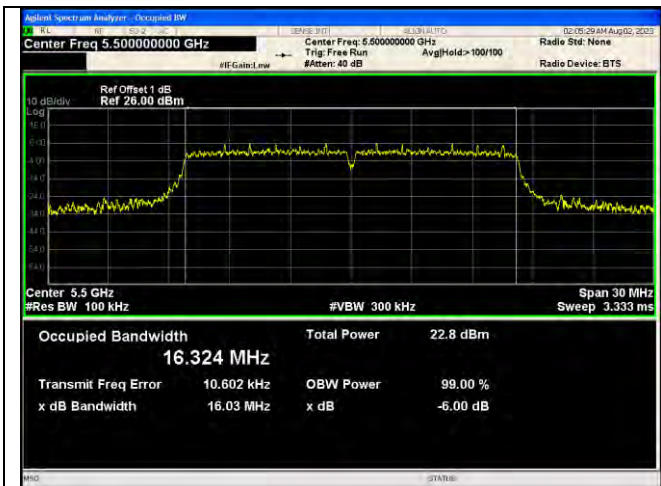
IEEE 802.11a Channel 64 20MHz Antenna 2

CTC Laboratories, Inc.

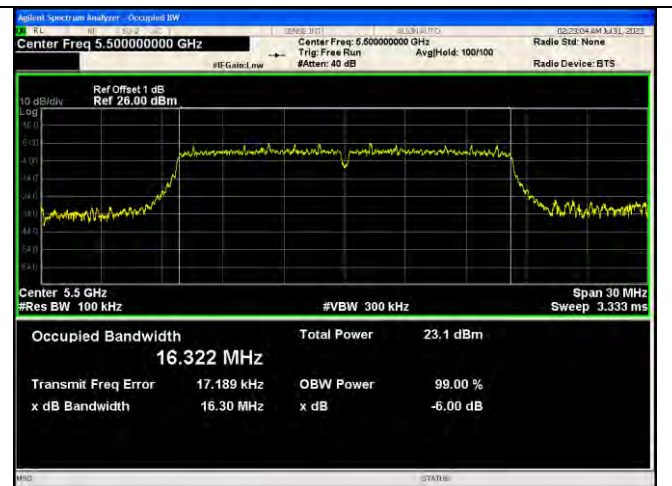
2/F., Building 1 and 1-2/F., Building 2, Jiaquan Building, Guanlan High-Tech Park, Longhua District, Shenzhen, Guangdong, China
Tel.: (86)755-27521059 Fax: (86)755-27521011 Http://www.sz-ctc.org.cn



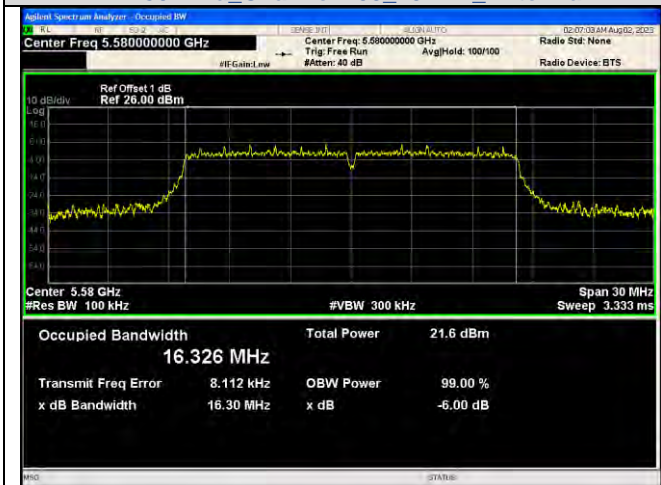
For anti-fake verification, please visit the official website of Certification and Accreditation Administration of the People's Republic of China : <http://yz.cnca.cn>



IEEE 802.11a Channel 100 20MHz Antenna 1



IEEE 802.11a Channel 100 20MHz Antenna 2



IEEE 802.11a Channel 116 20MHz Antenna 1



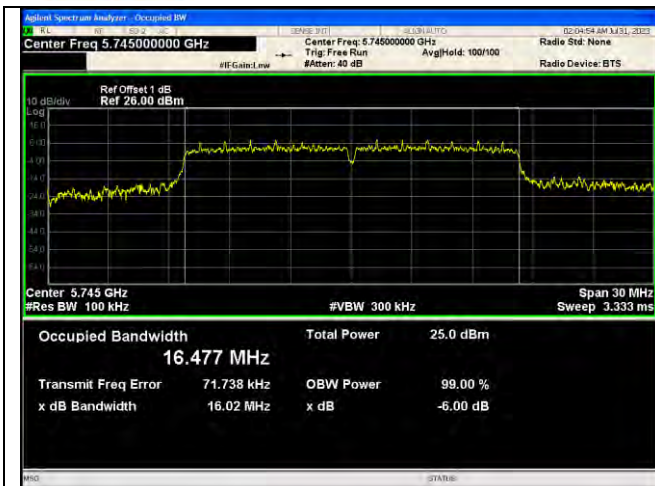
IEEE 802.11a Channel 116 20MHz Antenna 2



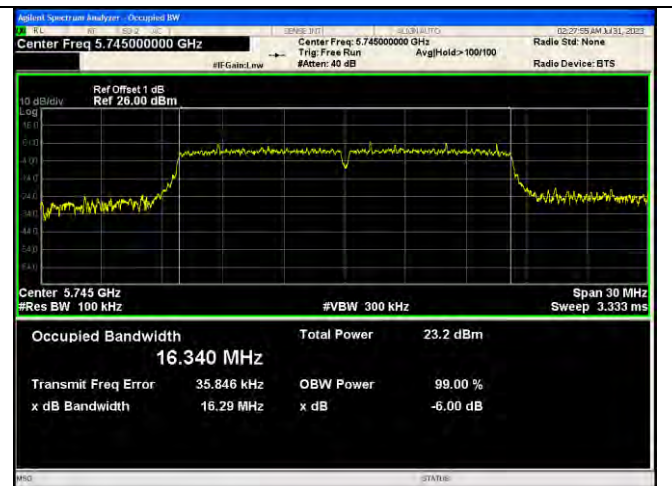
IEEE 802.11a Channel 140 20MHz Antenna 1



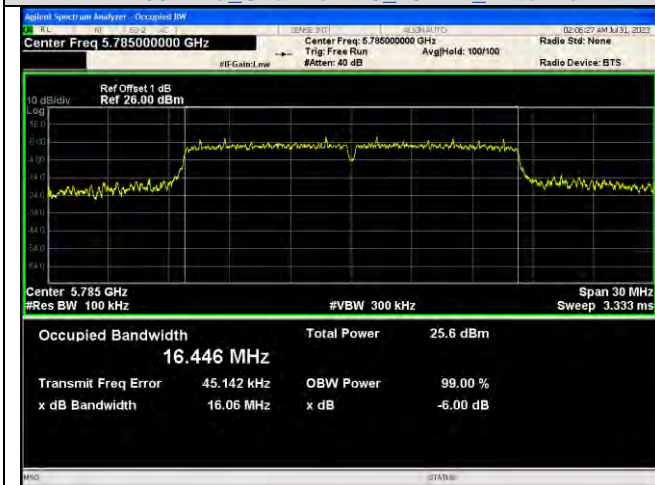
IEEE 802.11a Channel 140 20MHz Antenna 2



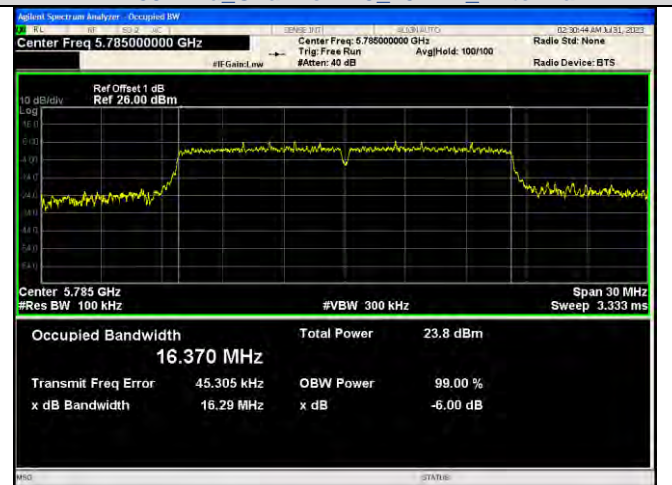
IEEE 802.11a Channel 149 20MHz Antenna 1



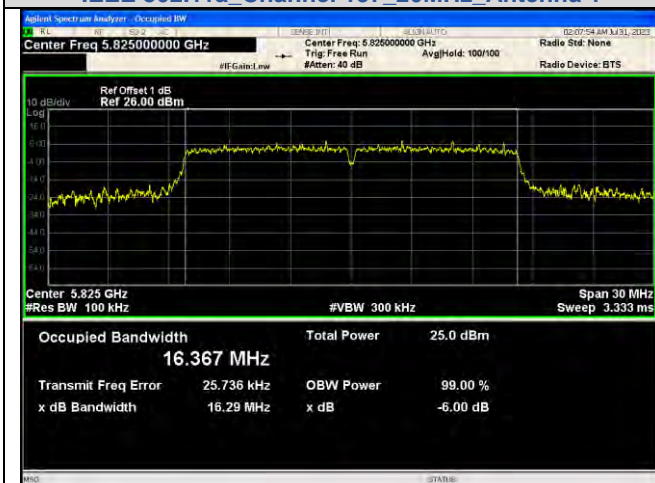
IEEE 802.11a Channel 149 20MHz Antenna 2



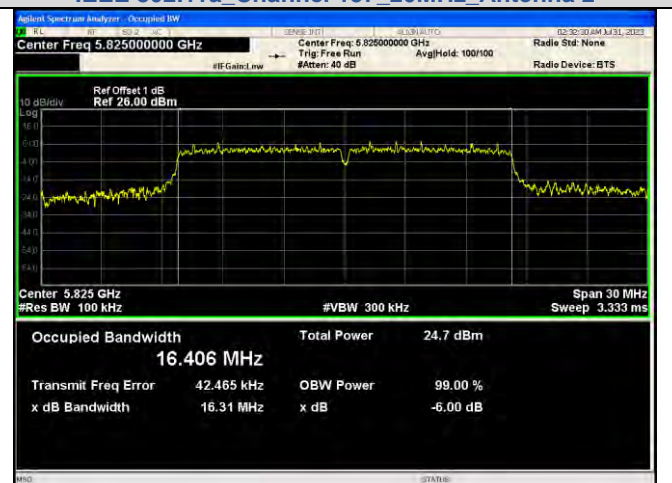
IEEE 802.11a Channel 157 20MHz Antenna 1



IEEE 802.11a Channel 157 20MHz Antenna 2

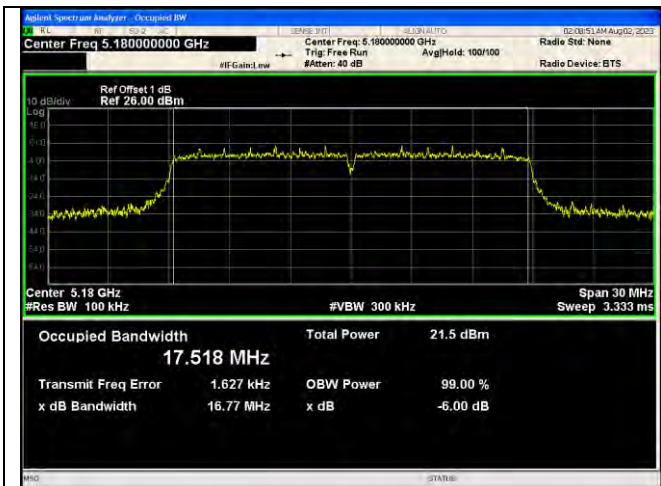


IEEE 802.11a Channel 165 20MHz Antenna 1

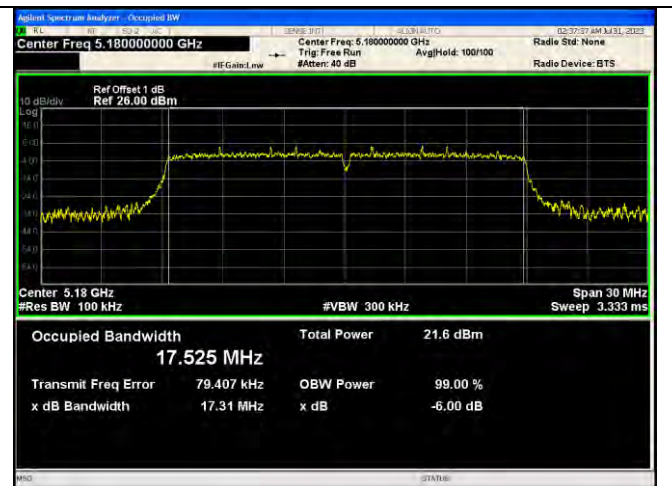


IEEE 802.11a Channel 165 20MHz Antenna 2





IEEE 802.11n Channel 36 20MHz Antenna 1



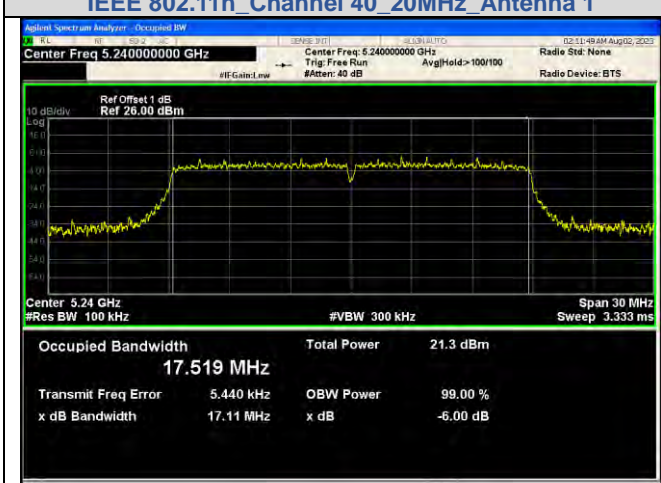
IEEE 802.11n Channel 36 20MHz Antenna 2



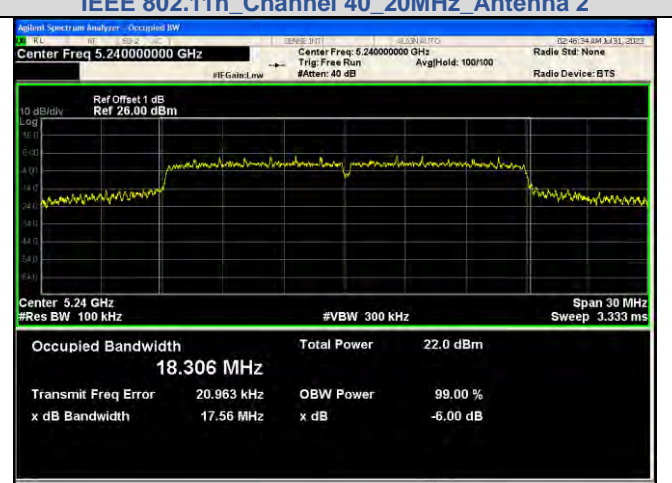
IEEE 802.11n Channel 36 20MHz Antenna 1



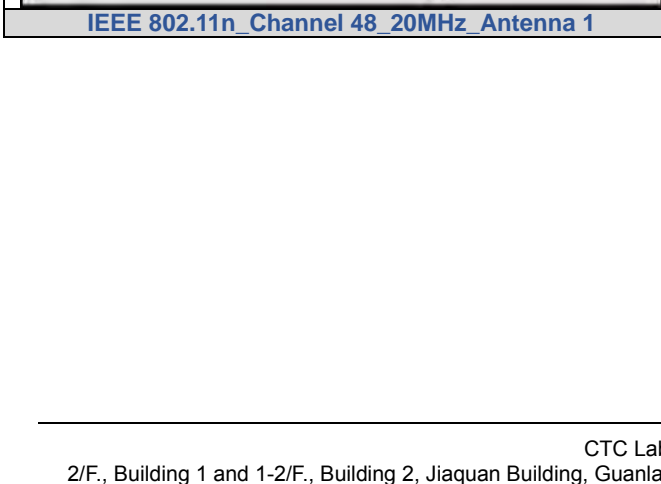
IEEE 802.11n Channel 36 20MHz Antenna 2



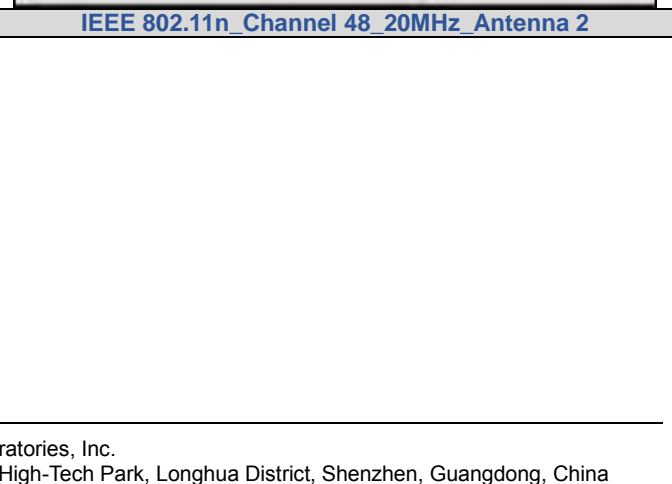
IEEE 802.11n Channel 40 20MHz Antenna 1



IEEE 802.11n Channel 40 20MHz Antenna 2



IEEE 802.11n Channel 48 20MHz Antenna 1



IEEE 802.11n Channel 48 20MHz Antenna 2

CTC Laboratories, Inc.

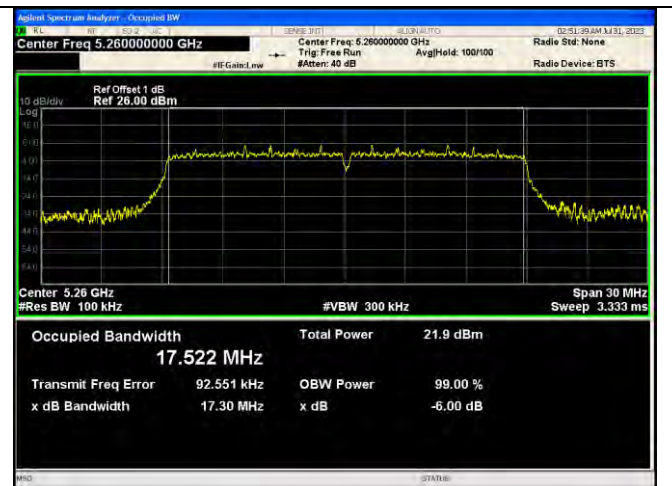
2/F., Building 1 and 1-2/F., Building 2, Jiaquan Building, Guanlan High-Tech Park, Longhua District, Shenzhen, Guangdong, China
Tel.: (86)755-27521059 Fax: (86)755-27521011 Http://www.sz-ctc.org.cn



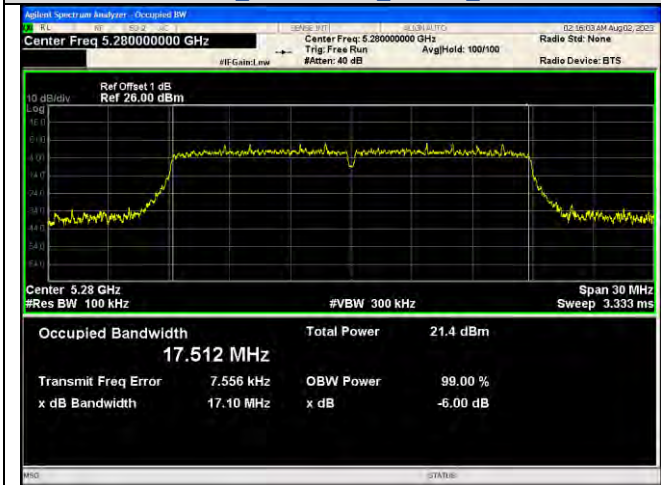
For anti-fake verification, please visit the official website of Certification and Accreditation Administration of the People's Republic of China : <http://yz.cnca.cn>



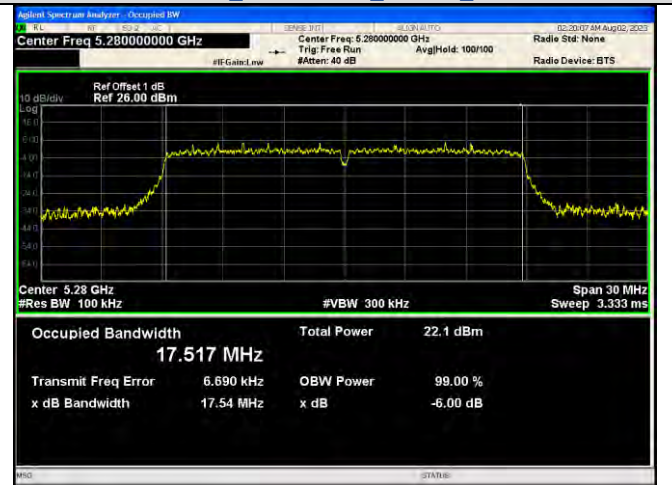
IEEE 802.11n Channel 52 20MHz Antenna 1



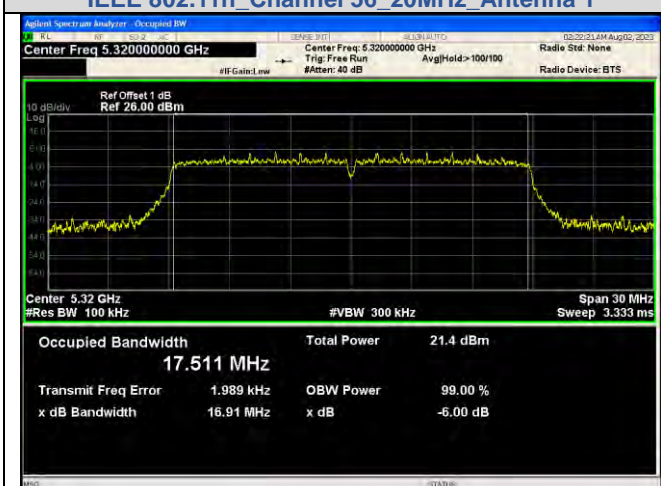
IEEE 802.11n Channel 52 20MHz Antenna 2



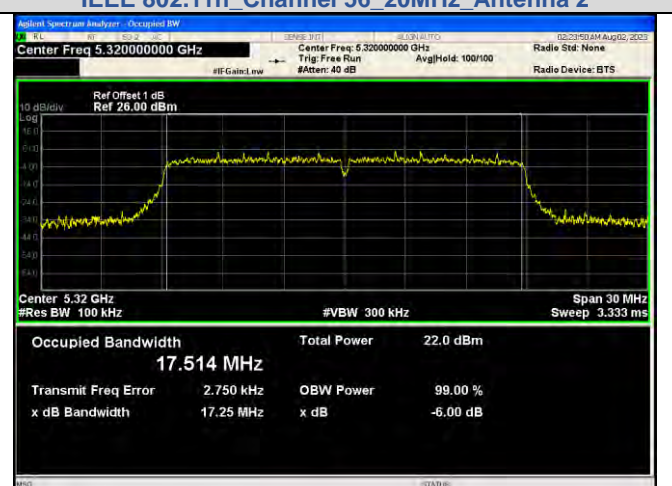
IEEE 802.11n Channel 56 20MHz Antenna 1



IEEE 802.11n Channel 56 20MHz Antenna 2



IEEE 802.11n Channel 64 20MHz Antenna 1

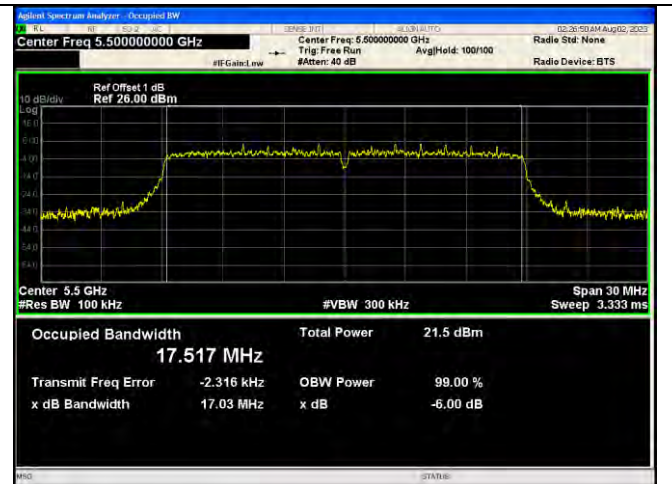


IEEE 802.11n Channel 64 20MHz Antenna 2

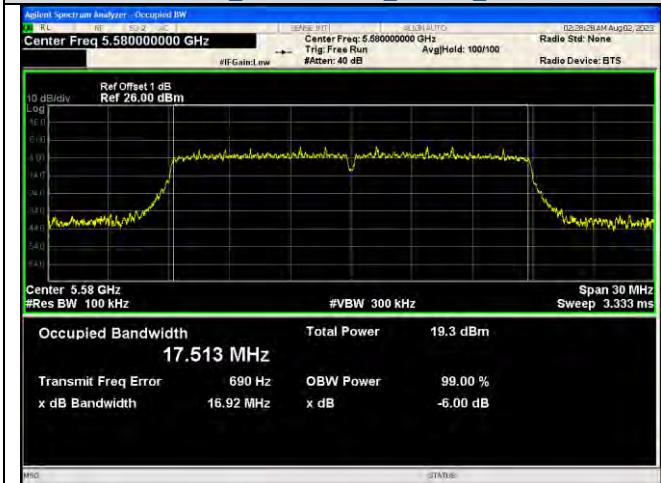




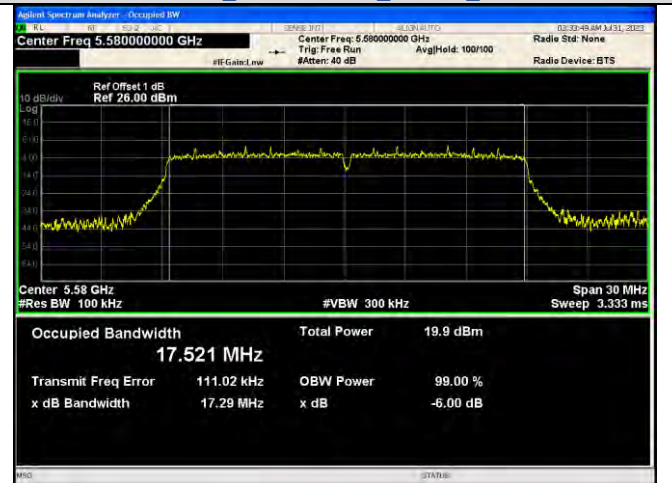
IEEE 802.11n Channel 100 20MHz Antenna 1



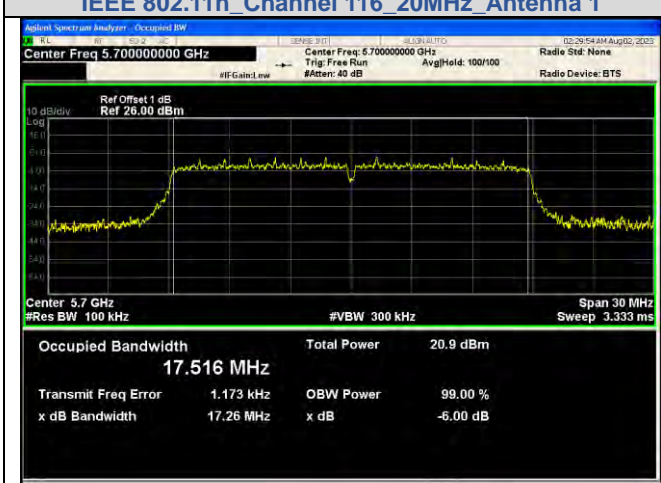
IEEE 802.11n Channel 100 20MHz Antenna 2



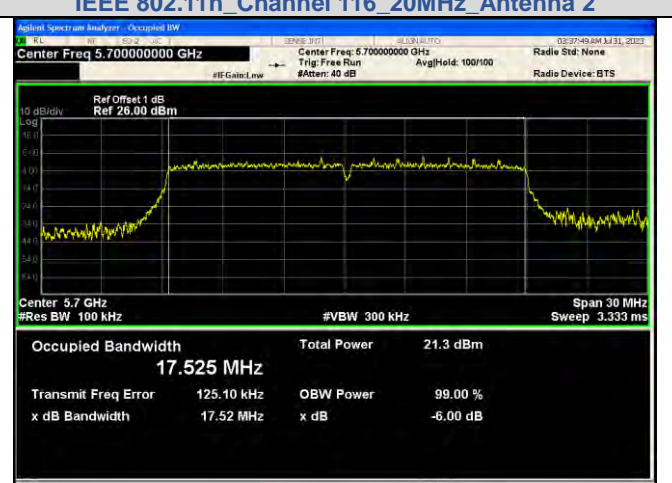
IEEE 802.11n Channel 116 20MHz Antenna 1



IEEE 802.11n Channel 116 20MHz Antenna 2



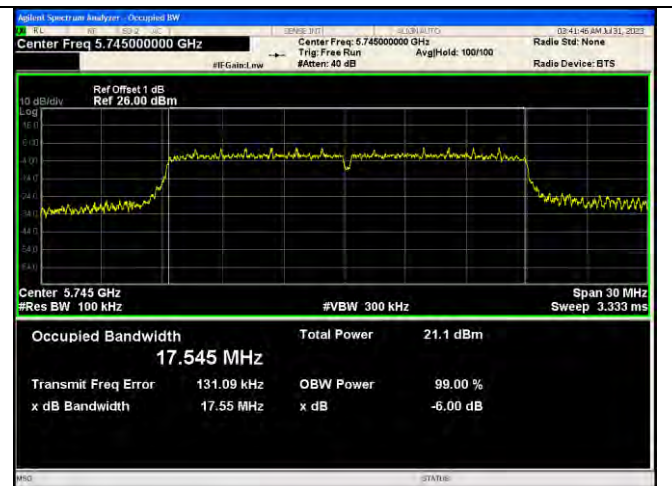
IEEE 802.11n Channel 140 20MHz Antenna 1



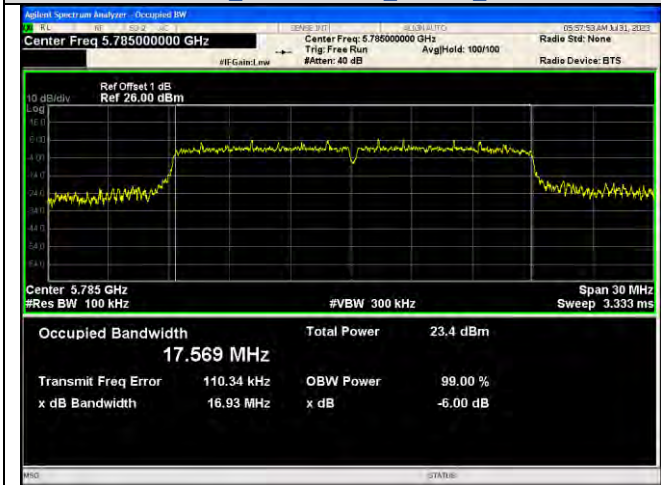
IEEE 802.11n Channel 140 20MHz Antenna 2



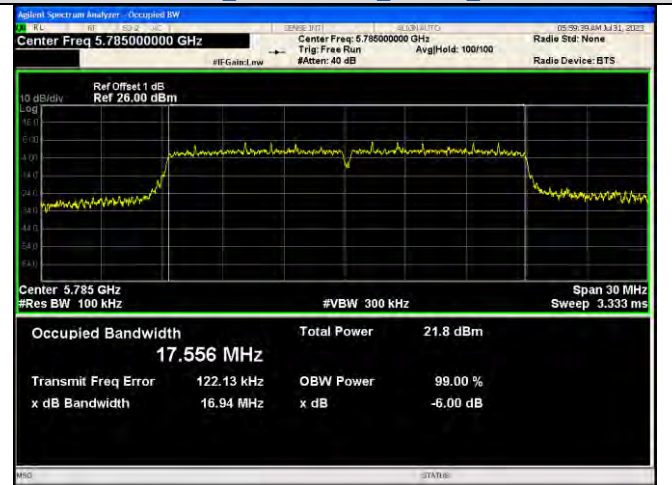
IEEE 802.11n Channel 149 20MHz Antenna 1



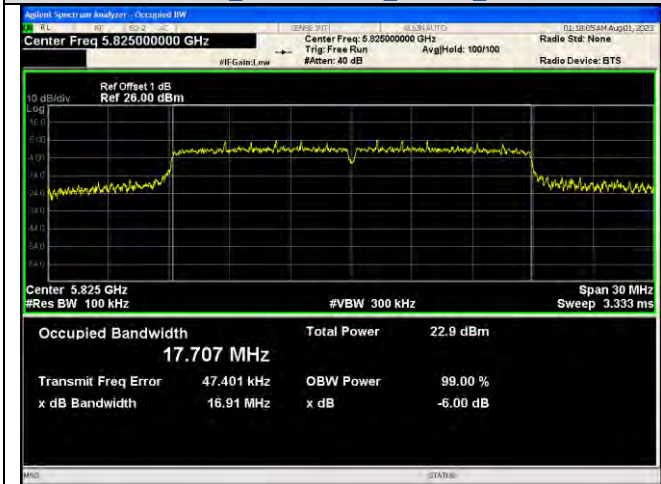
IEEE 802.11n Channel 149 20MHz Antenna 2



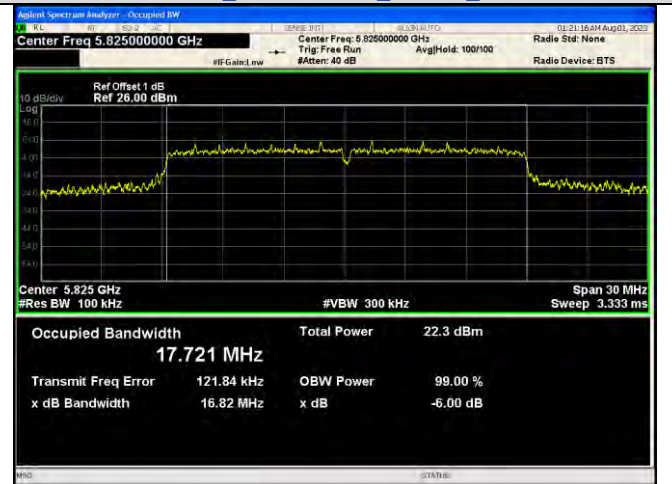
IEEE 802.11n Channel 157 20MHz Antenna 1



IEEE 802.11n Channel 157 20MHz Antenna 2



IEEE 802.11n Channel 165 20MHz Antenna 1

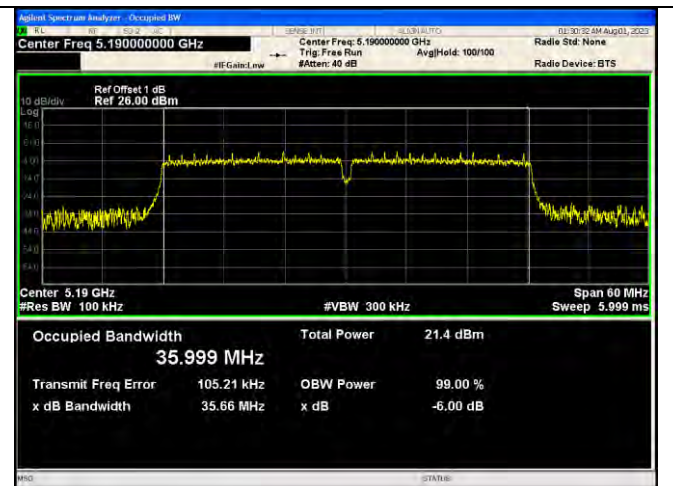


IEEE 802.11n Channel 165 20MHz Antenna 2





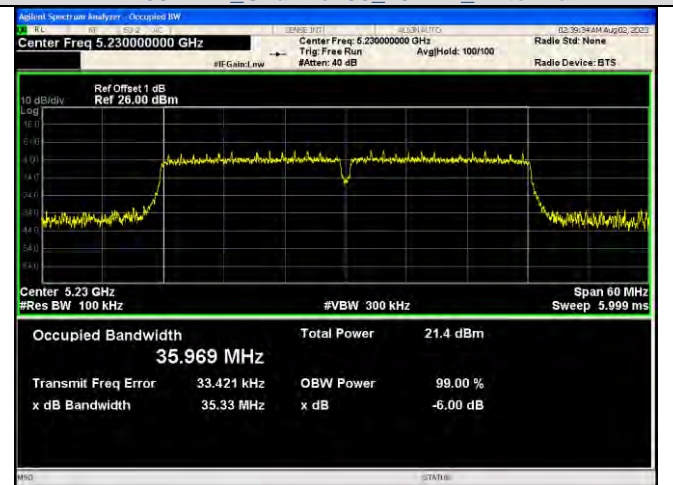
IEEE 802.11n Channel 38 40MHz Antenna 1



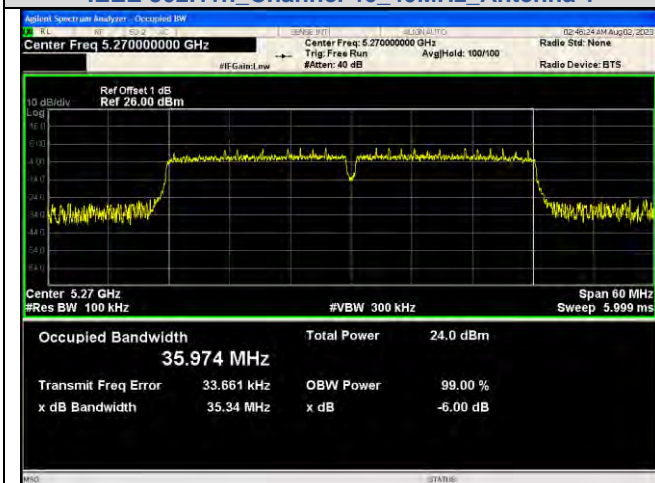
IEEE 802.11n Channel 38 40MHz Antenna 2



IEEE 802.11n Channel 46 40MHz Antenna 1



IEEE 802.11n Channel 46 40MHz Antenna 2

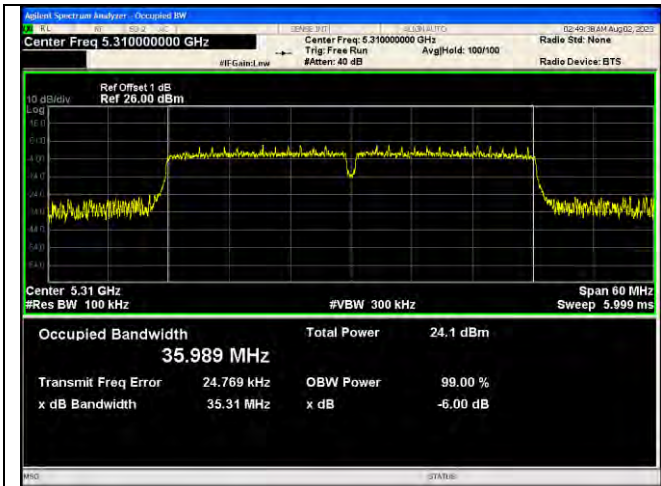


IEEE 802.11n Channel 54 40MHz Antenna 1



IEEE 802.11n Channel 54 40MHz Antenna 2





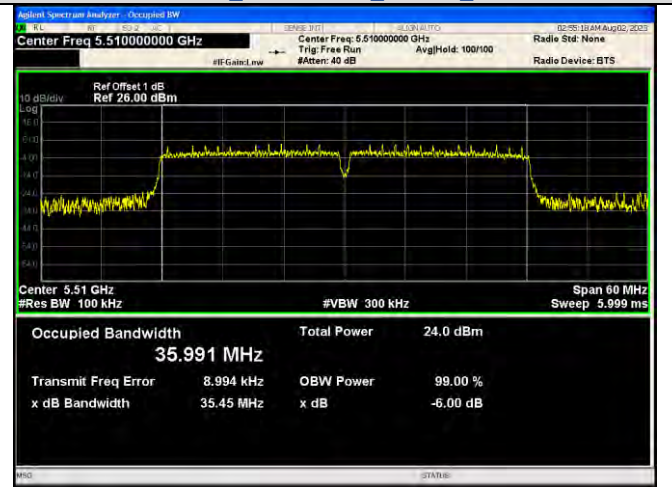
IEEE 802.11n Channel 62 40MHz Antenna 1



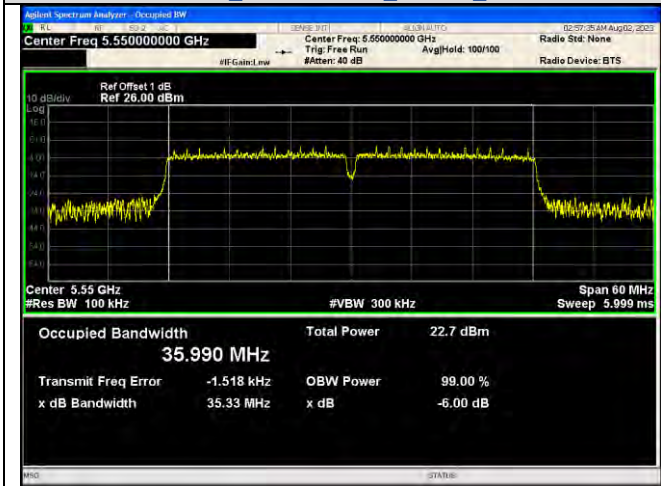
IEEE 802.11n Channel 62 40MHz Antenna 2



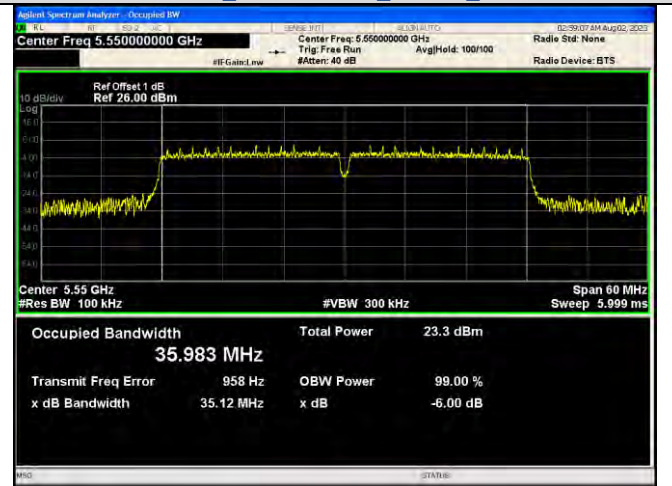
IEEE 802.11n Channel 102 40MHz Antenna 1



IEEE 802.11n Channel 102 40MHz Antenna 2



IEEE 802.11n Channel 110 40MHz Antenna 1

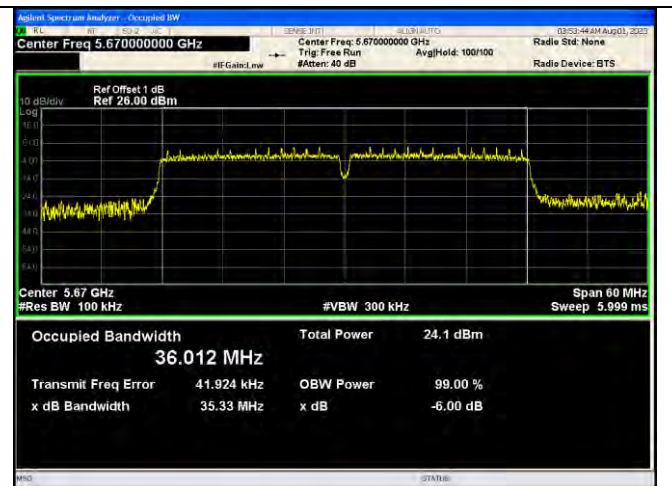


IEEE 802.11n Channel 110 40MHz Antenna 2





IEEE 802.11n Channel 134 40MHz Antenna 1



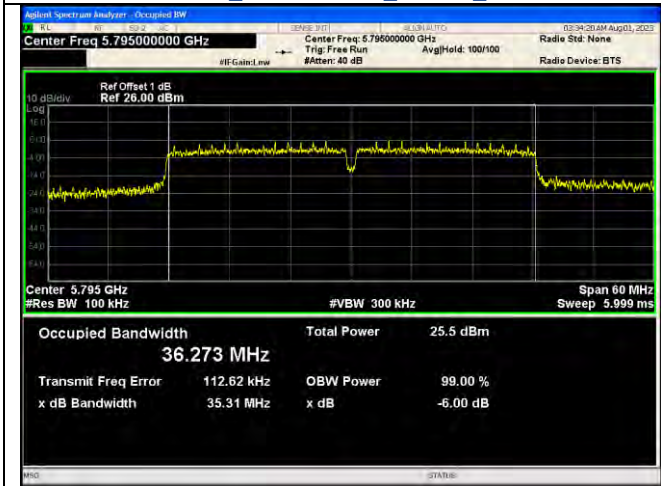
IEEE 802.11n Channel 134 40MHz Antenna 2



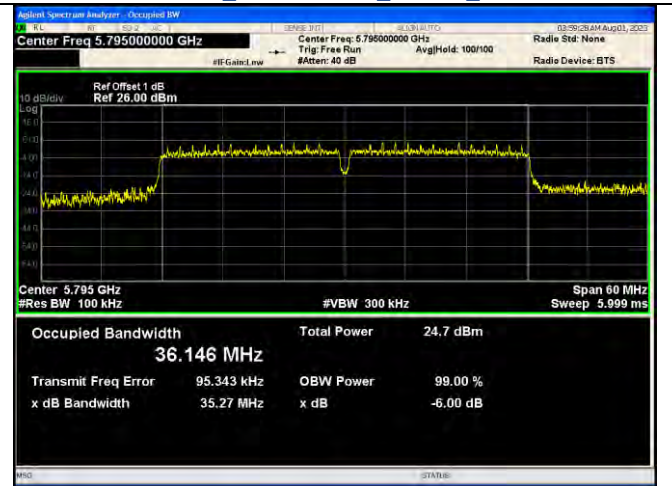
IEEE 802.11n Channel 151 40MHz Antenna 1



IEEE 802.11n Channel 151 40MHz Antenna 2

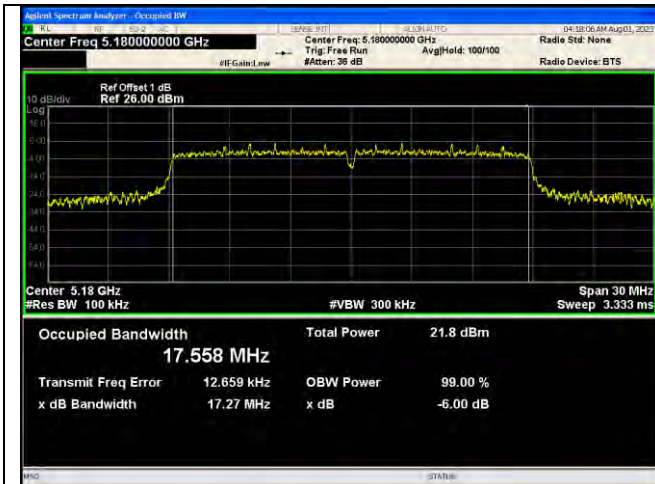


IEEE 802.11n Channel 159 40MHz Antenna 1



IEEE 802.11n Channel 159 40MHz Antenna 2

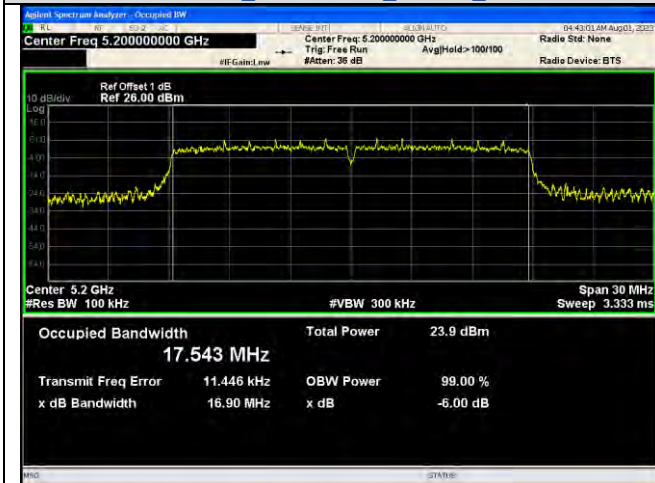




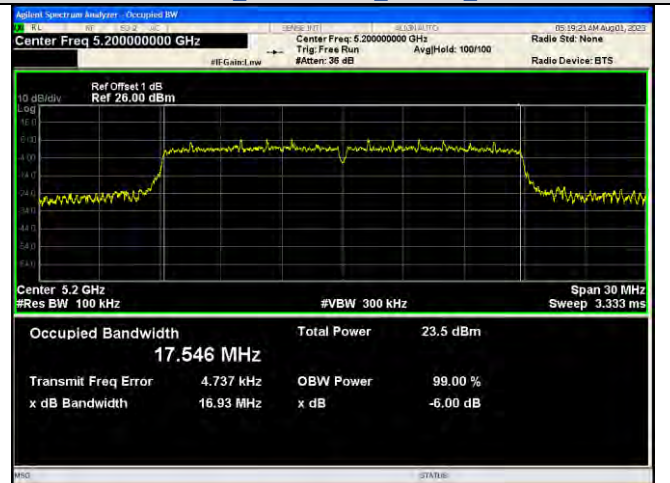
IEEE 802.11ac_Channel 36_20MHz_Antenna 1



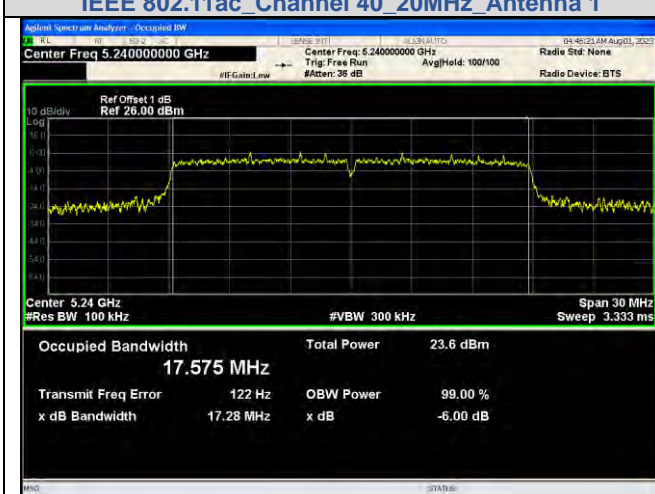
IEEE 802.11ac_Channel 36_20MHz_Antenna 2



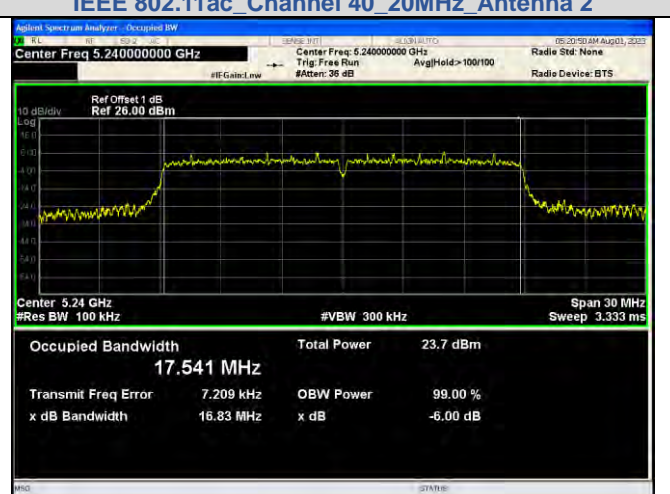
IEEE 802.11ac_Channel 40_20MHz_Antenna 1



IEEE 802.11ac_Channel 40_20MHz_Antenna 2

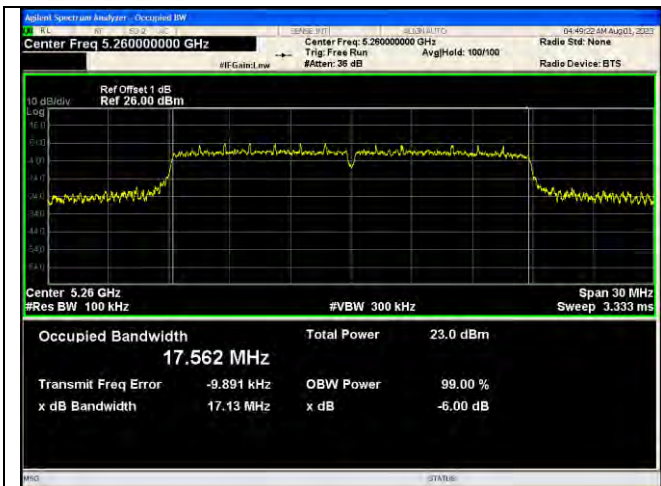


IEEE 802.11ac_Channel 48_20MHz_Antenna 1

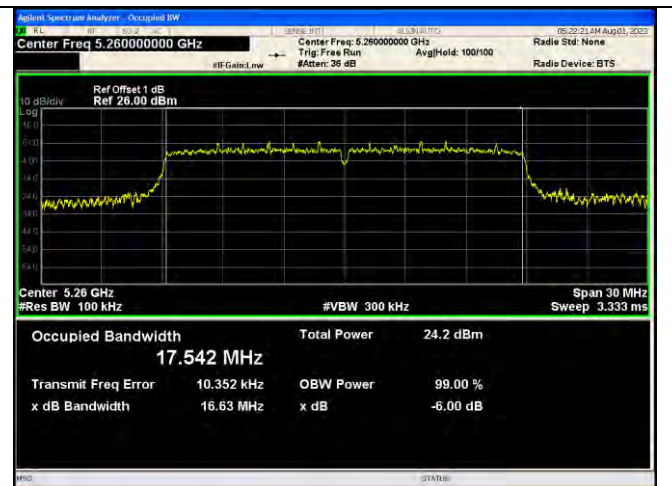


IEEE 802.11ac_Channel 48_20MHz_Antenna 2

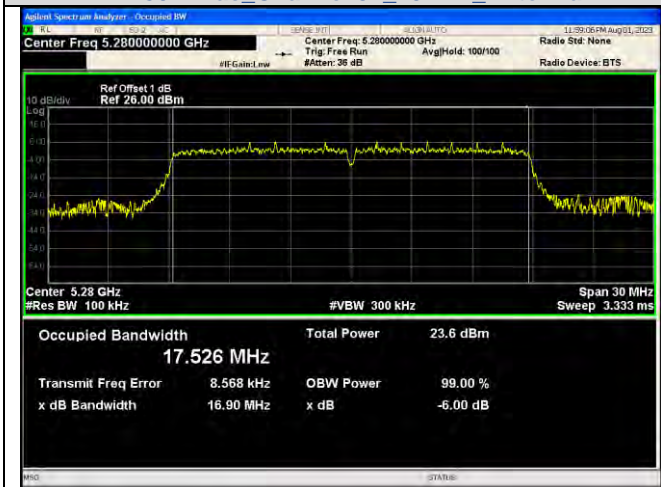




IEEE 802.11ac_Channel 52_20MHz_Antenna 1



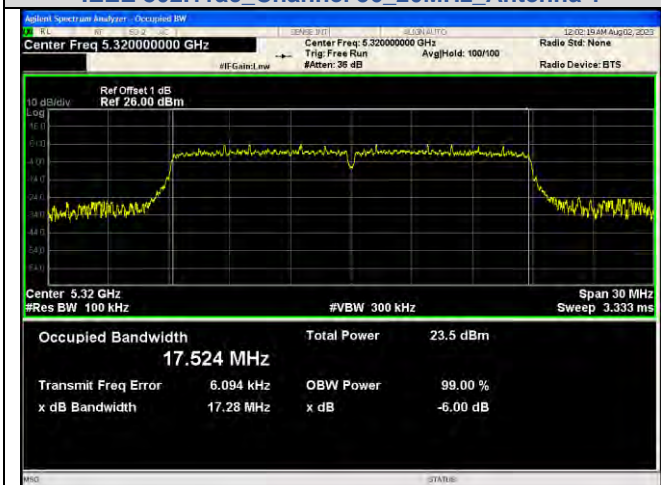
IEEE 802.11ac_Channel 52_20MHz_Antenna 2



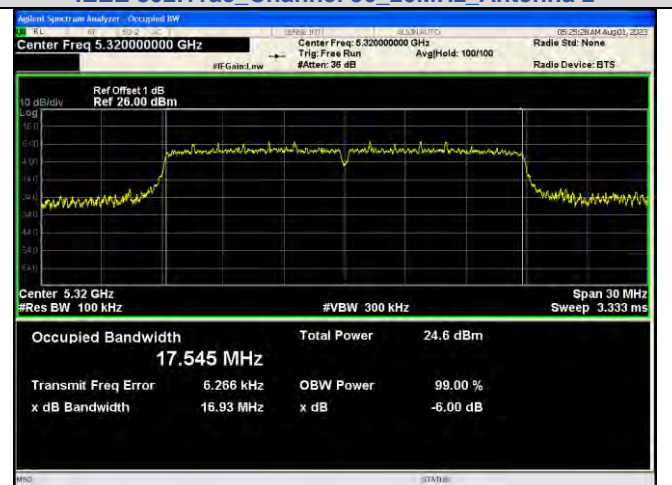
IEEE 802.11ac_Channel 52_20MHz_Antenna 1




IEEE 802.11ac_Channel 52_20MHz_Antenna 2



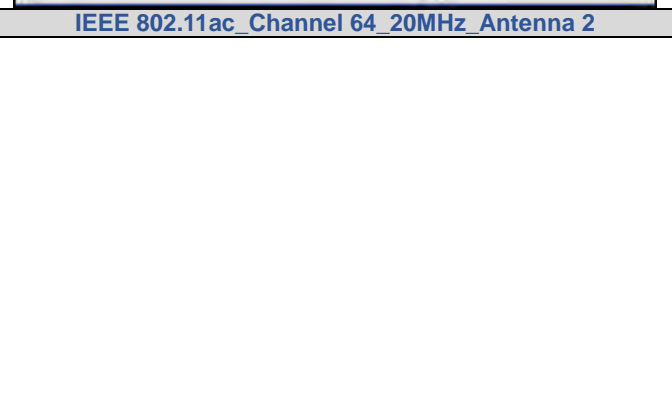
IEEE 802.11ac_Channel 56_20MHz_Antenna 1



IEEE 802.11ac_Channel 56_20MHz_Antenna 2



IEEE 802.11ac_Channel 64_20MHz_Antenna 1



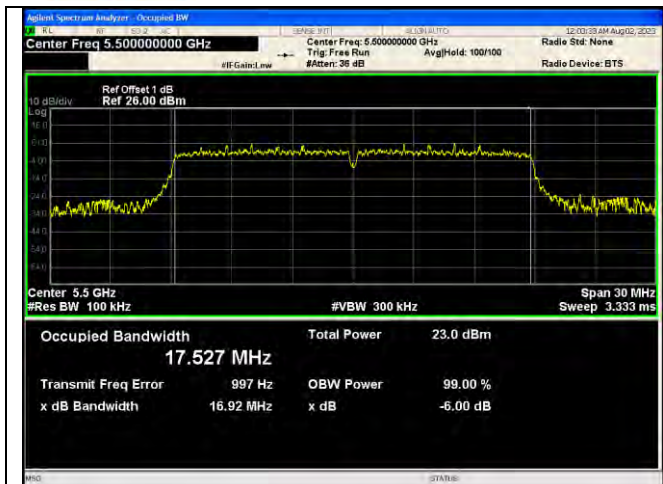
IEEE 802.11ac_Channel 64_20MHz_Antenna 2

CTC Laboratories, Inc.

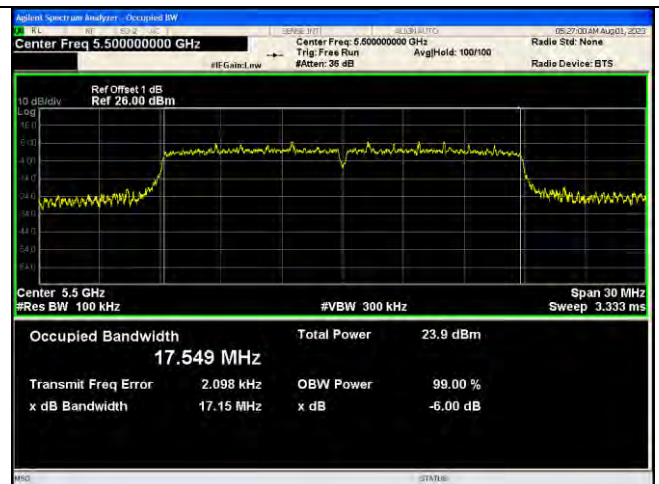
2/F., Building 1 and 1-2/F., Building 2, Jiaquan Building, Guanlan High-Tech Park, Longhua District, Shenzhen, Guangdong, China
Tel.: (86)755-27521059 Fax: (86)755-27521011 Http://www.sz-ctc.org.cn



For anti-fake verification, please visit the official website of Certification and Accreditation Administration of the People's Republic of China : <http://yz.cnca.cn>



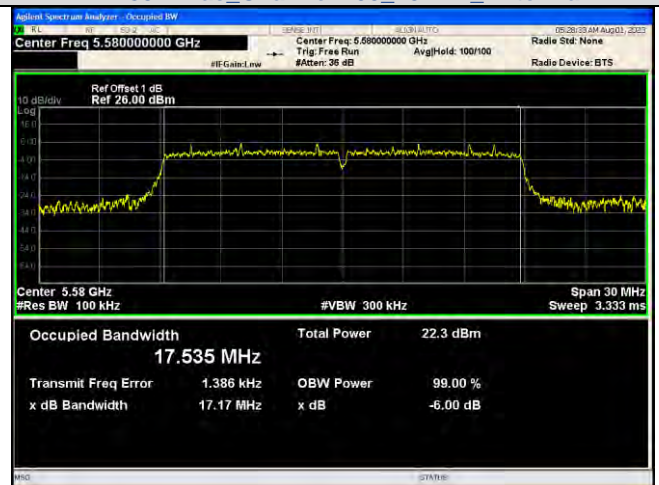
IEEE 802.11ac Channel 100 20MHz Antenna 1



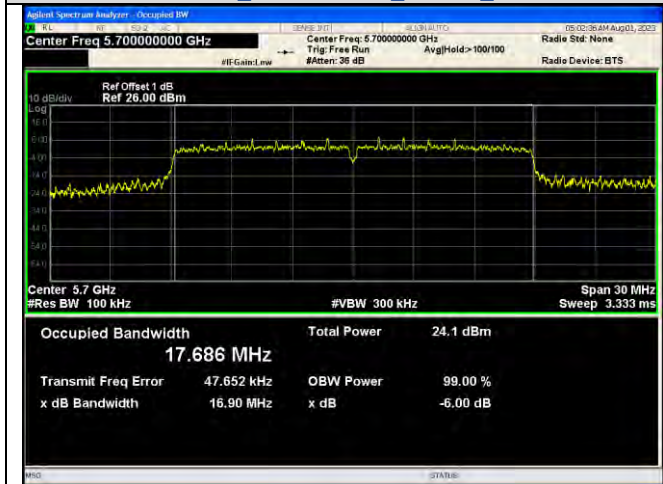
IEEE 802.11ac Channel 100 20MHz Antenna 2



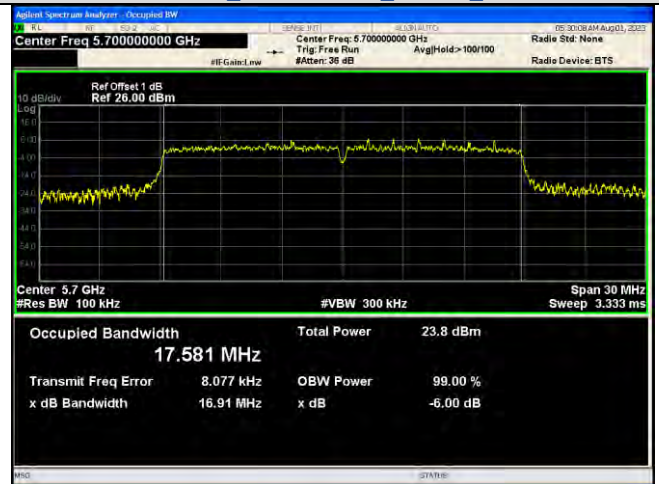
IEEE 802.11ac Channel 100 20MHz Antenna 1



IEEE 802.11ac Channel 100 20MHz Antenna 2



IEEE 802.11ac Channel 116 20MHz Antenna 1



IEEE 802.11ac Channel 116 20MHz Antenna 2



IEEE 802.11ac Channel 140 20MHz Antenna 1



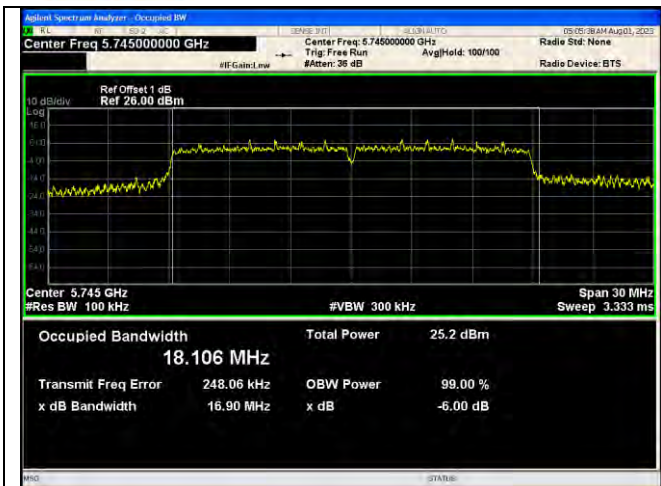
IEEE 802.11ac Channel 140 20MHz Antenna 2

CTC Laboratories, Inc.

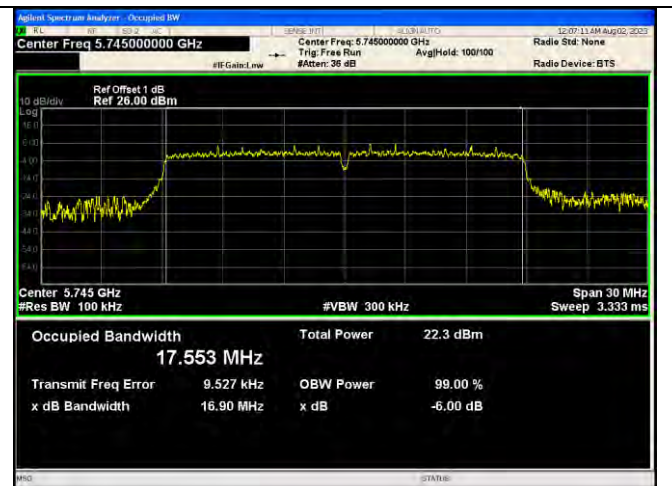
2/F., Building 1 and 1-2/F., Building 2, Jiaquan Building, Guanlan High-Tech Park, Longhua District, Shenzhen, Guangdong, China
 Tel.: (86)755-27521059 Fax: (86)755-27521011 Http://www.sz-ctc.org.cn



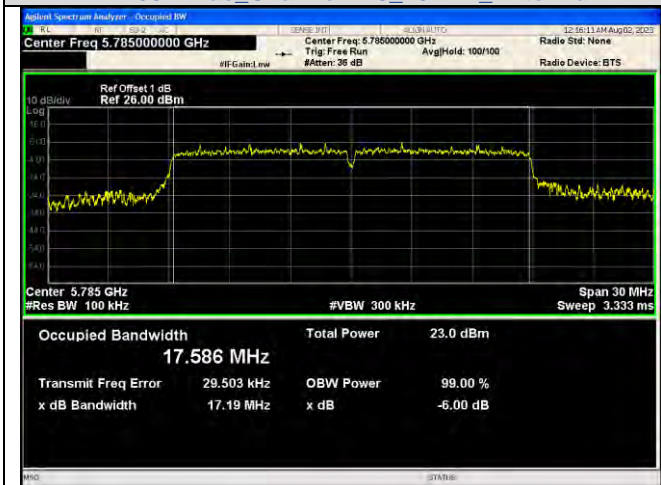
For anti-fake verification, please visit the official website of Certification and Accreditation Administration of the People's Republic of China : <http://yz.cnca.cn>



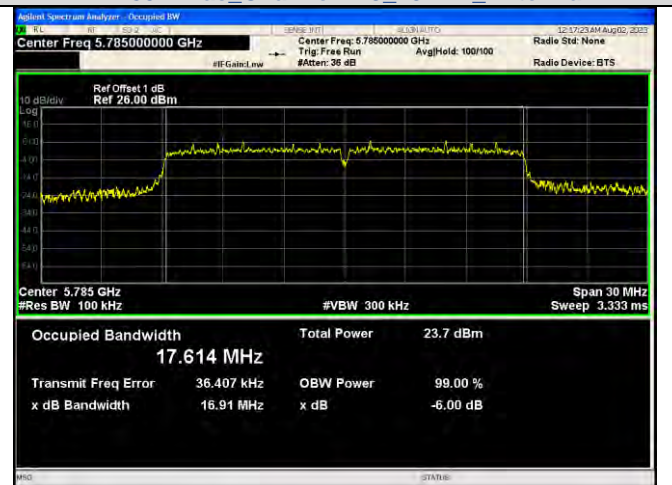
IEEE 802.11ac Channel 149 20MHz Antenna 1



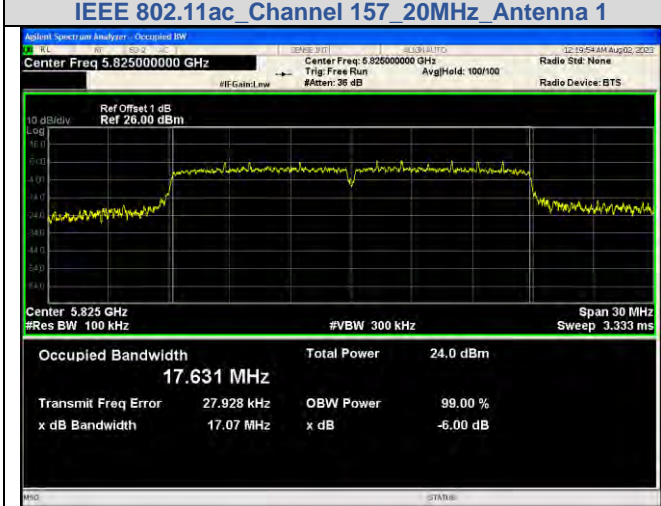
IEEE 802.11ac Channel 149 20MHz Antenna 2



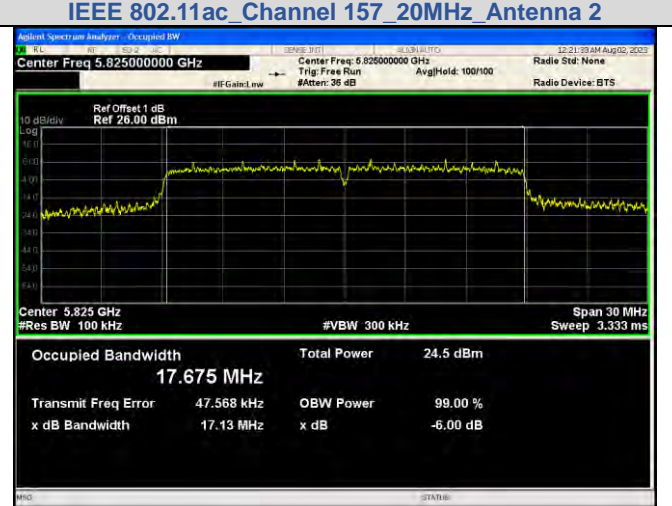
IEEE 802.11ac Channel 149 20MHz Antenna 1




IEEE 802.11ac Channel 149 20MHz Antenna 2




IEEE 802.11ac Channel 157 20MHz Antenna 1



IEEE 802.11ac Channel 157 20MHz Antenna 2



IEEE 802.11ac Channel 165 20MHz Antenna 1



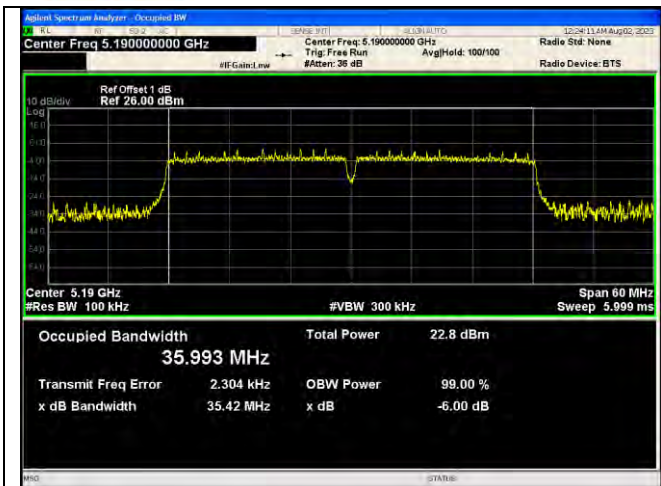
IEEE 802.11ac Channel 165 20MHz Antenna 2

CTC Laboratories, Inc.

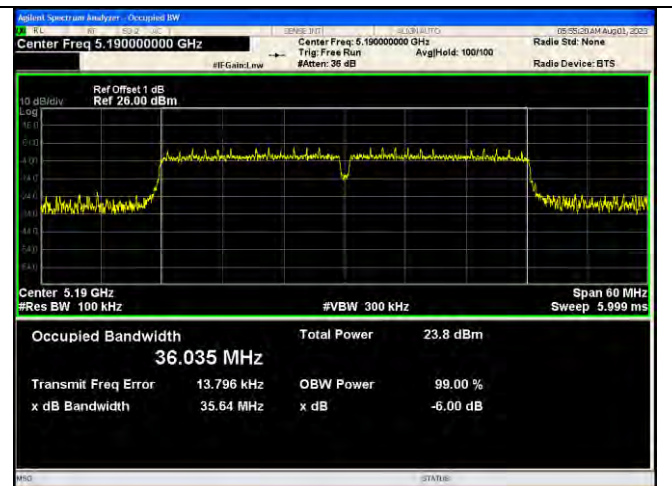
2/F., Building 1 and 1-2/F., Building 2, Jiaquan Building, Guanlan High-Tech Park, Longhua District, Shenzhen, Guangdong, China
Tel.: (86)755-27521059 Fax: (86)755-27521011 Http://www.sz-ctc.org.cn



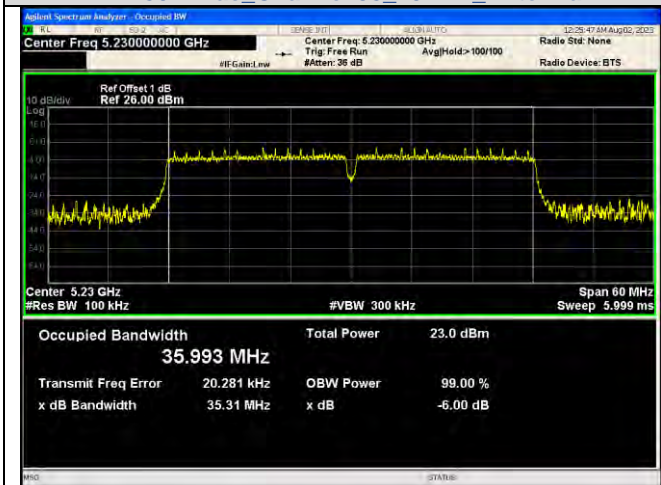
For anti-fake verification, please visit the official website of Certification and Accreditation Administration of the People's Republic of China : <http://yz.cnca.cn>



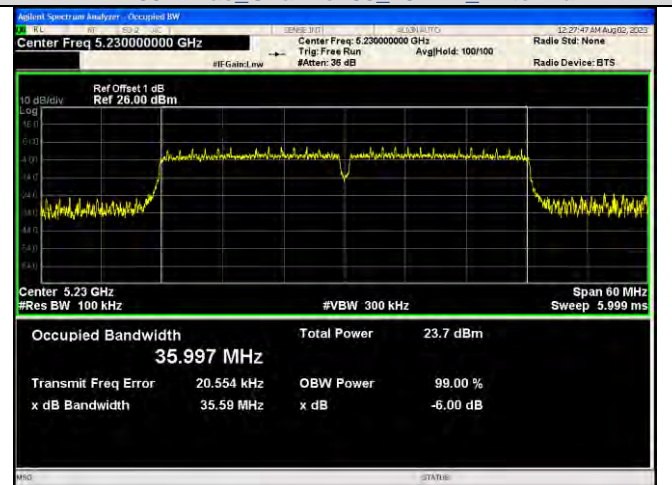
IEEE 802.11ac Channel 38 40MHz Antenna 1



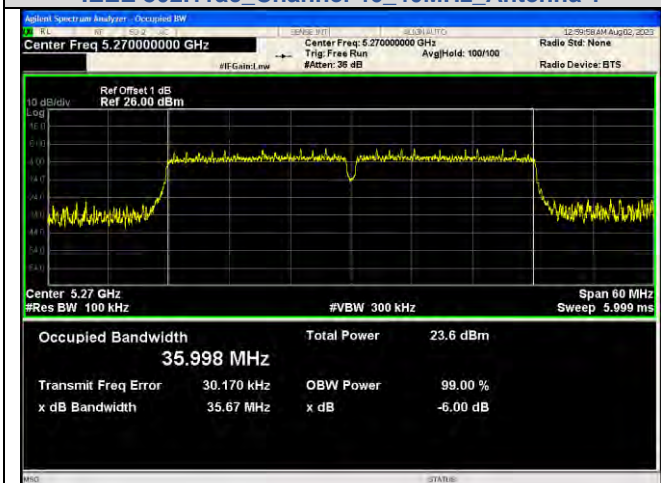
IEEE 802.11ac Channel 38 40MHz Antenna 2



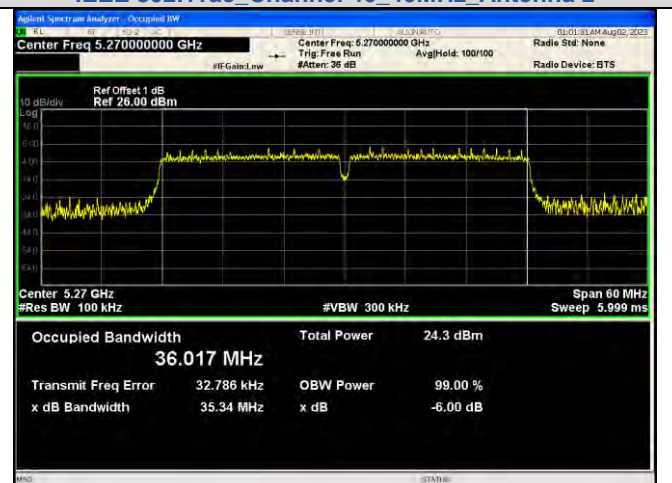
IEEE 802.11ac Channel 46 40MHz Antenna 1



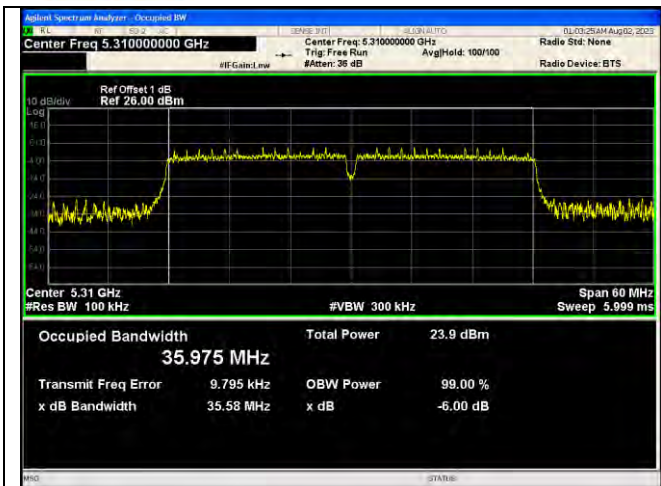
IEEE 802.11ac Channel 46 40MHz Antenna 2



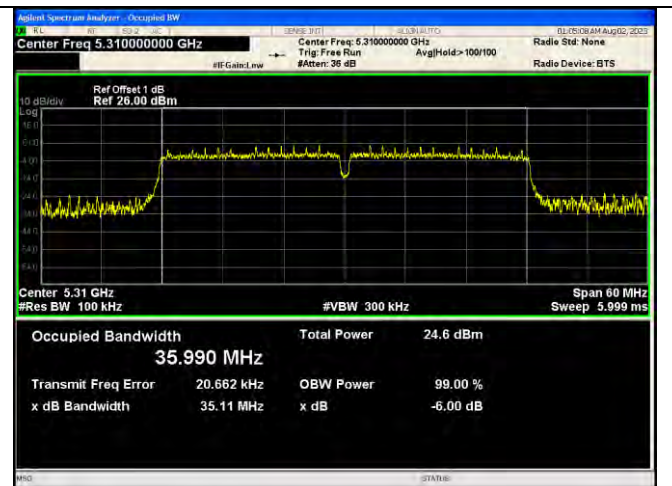
IEEE 802.11ac Channel 54 40MHz Antenna 1



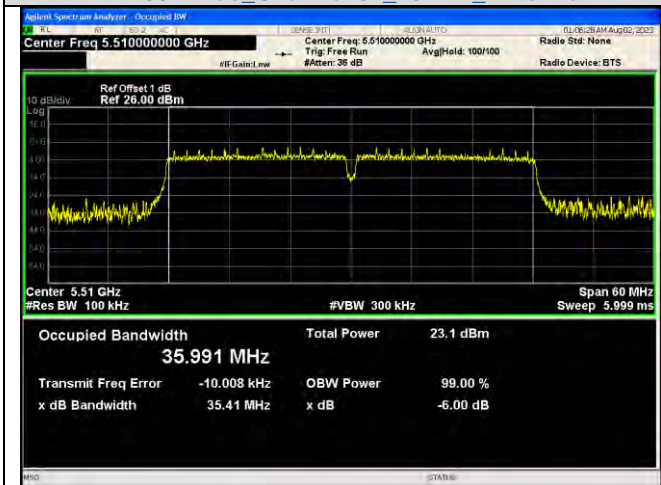
IEEE 802.11ac Channel 54 40MHz Antenna 2



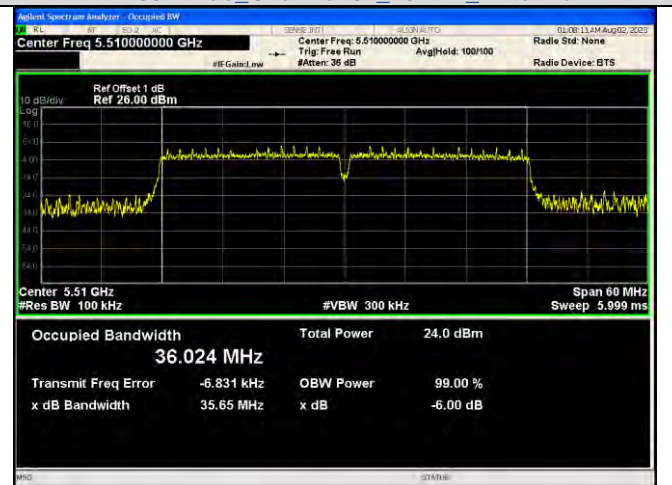
IEEE 802.11ac Channel 62 40MHz Antenna 1



IEEE 802.11ac Channel 62 40MHz Antenna 2



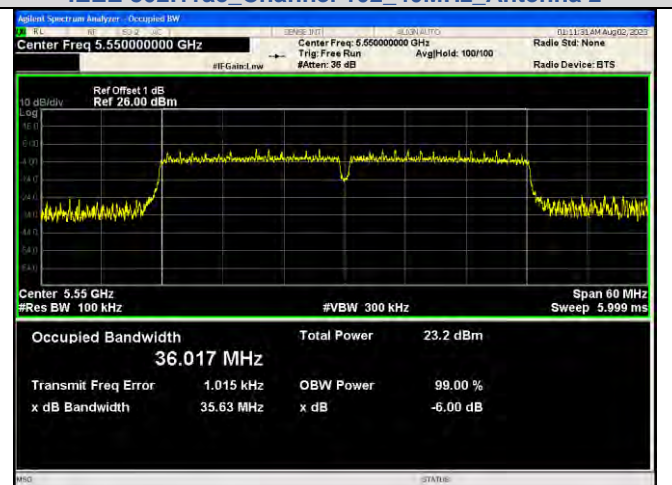
IEEE 802.11ac Channel 102 40MHz Antenna 1



IEEE 802.11ac Channel 102 40MHz Antenna 2



IEEE 802.11ac Channel 110 40MHz Antenna 1



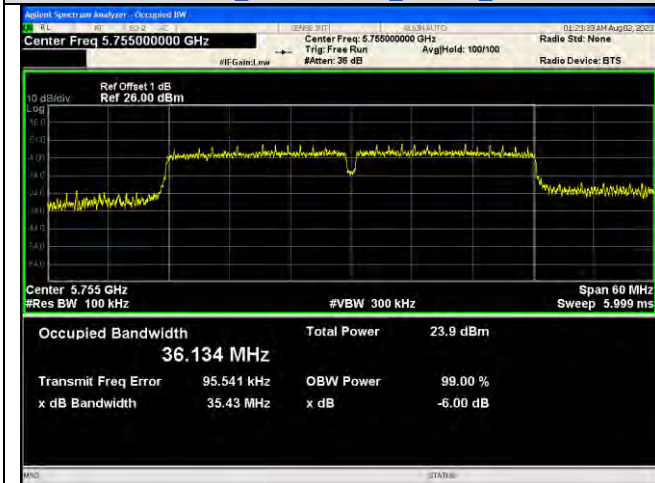
IEEE 802.11ac Channel 110 40MHz Antenna 2



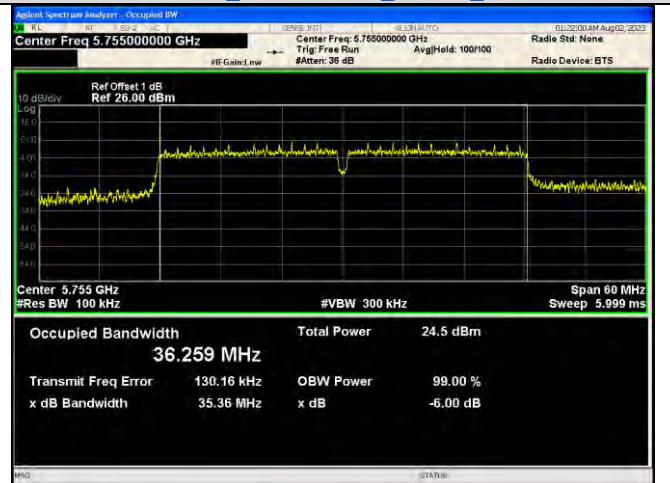
IEEE 802.11ac Channel 134 40MHz Antenna 1



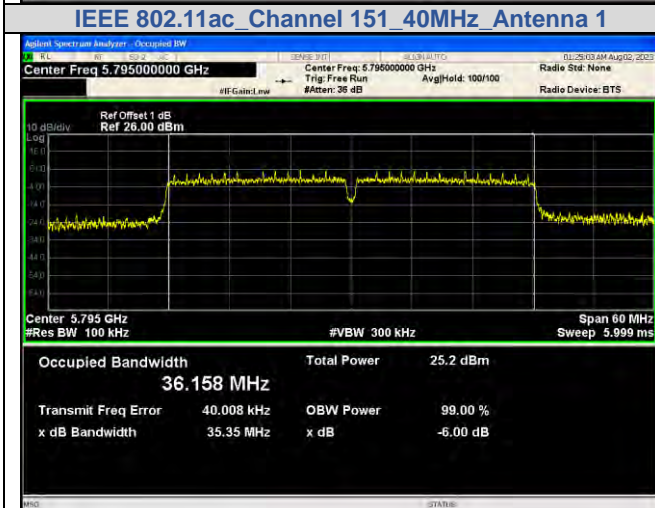
IEEE 802.11ac Channel 134 40MHz Antenna 2



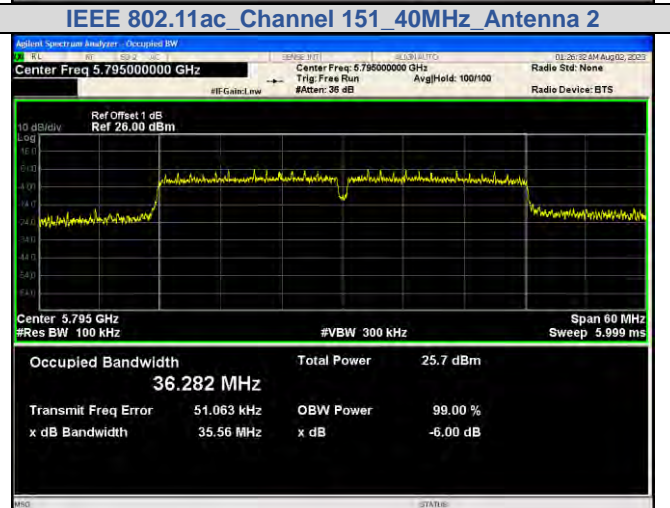
IEEE 802.11ac Channel 134 40MHz Antenna 1



IEEE 802.11ac Channel 134 40MHz Antenna 2

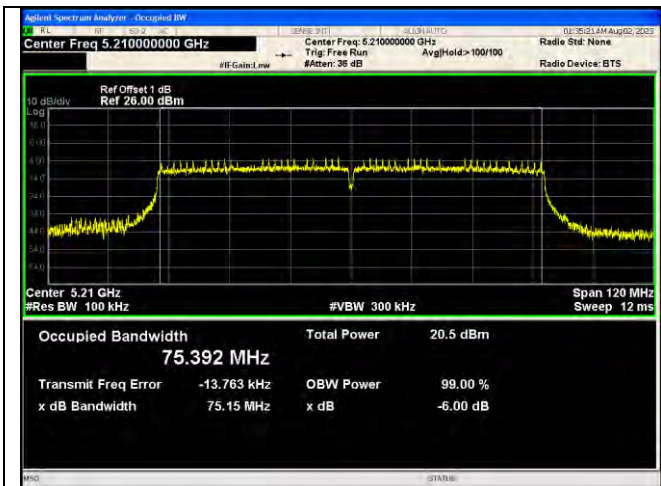


IEEE 802.11ac Channel 151 40MHz Antenna 1

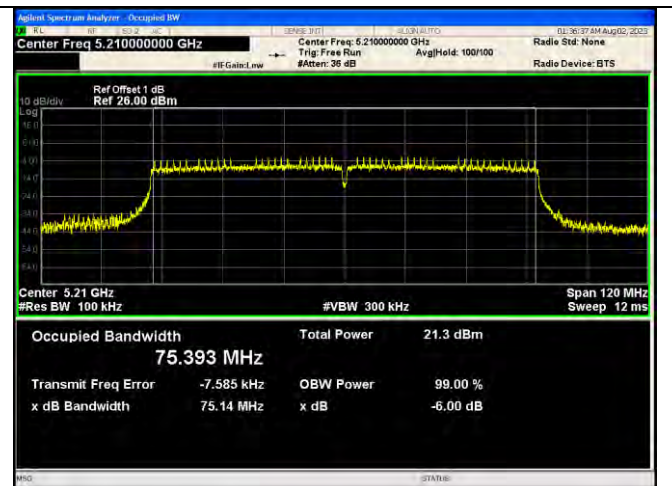


IEEE 802.11ac Channel 151 40MHz Antenna 2





IEEE 802.11ac Channel 42 80MHz Antenna 1



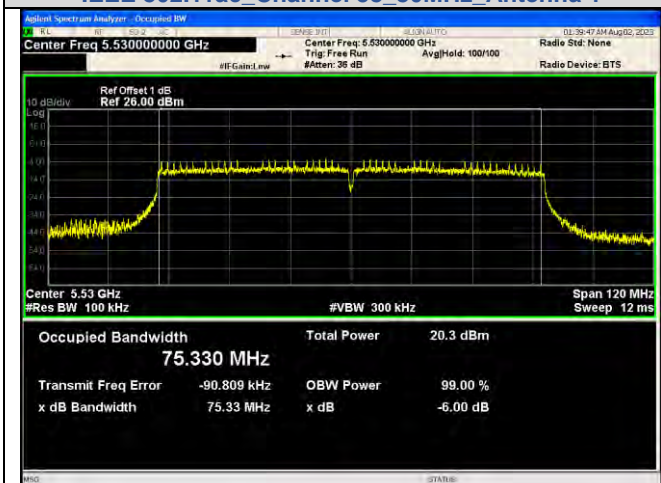
IEEE 802.11ac Channel 42 80MHz Antenna 2



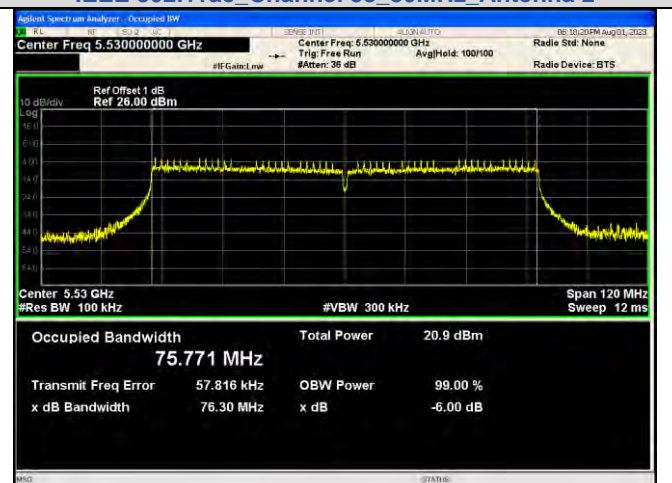
IEEE 802.11ac Channel 58 80MHz Antenna 1



IEEE 802.11ac Channel 58 80MHz Antenna 2



IEEE 802.11ac Channel 106 80MHz Antenna 1



IEEE 802.11ac Channel 106 80MHz Antenna 2

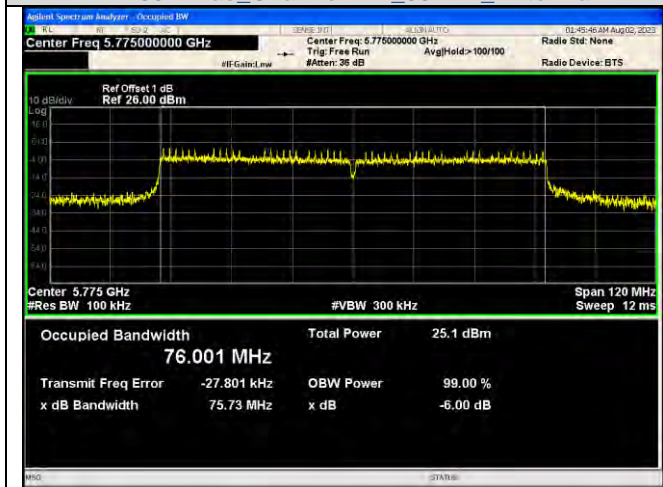




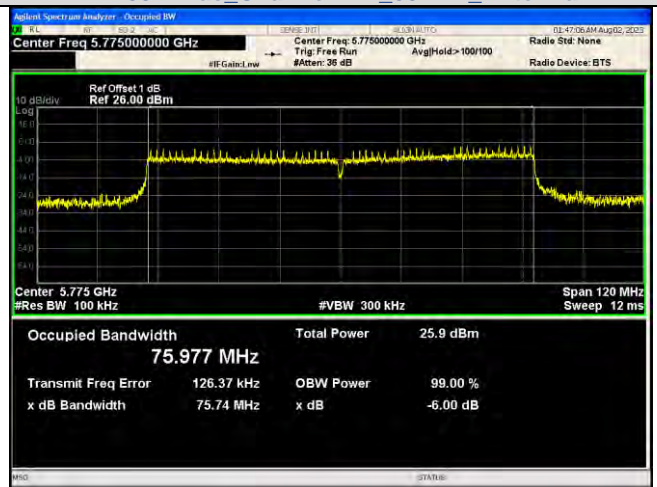
IEEE 802.11ac_Channel 122_80MHz_Antenna 1



IEEE 802.11ac_Channel 122_80MHz_Antenna 2



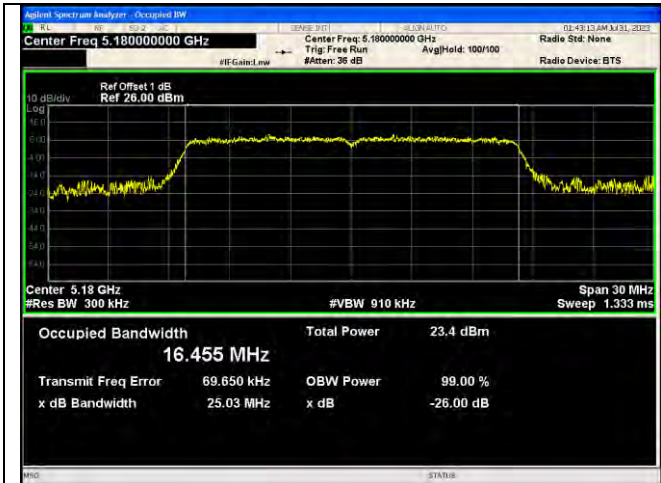
IEEE 802.11ac_Channel 155_80MHz_Antenna 1



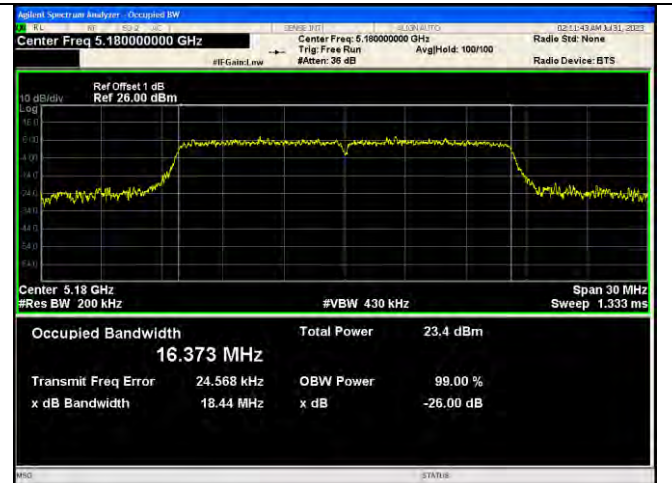
IEEE 802.11ac_Channel 155_80MHz_Antenna 2



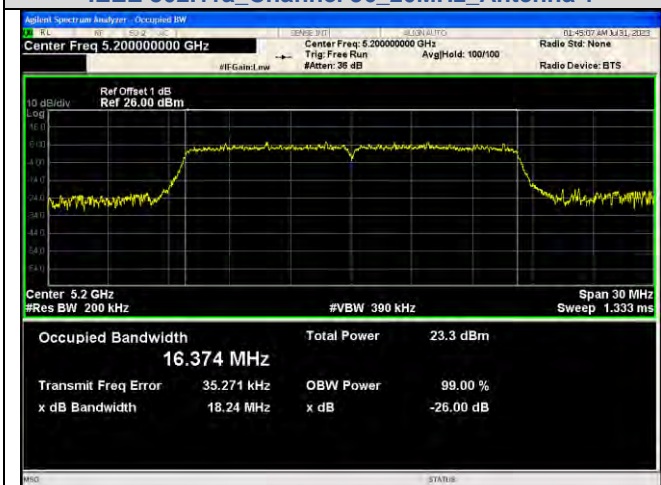
26dB Bandwidth:



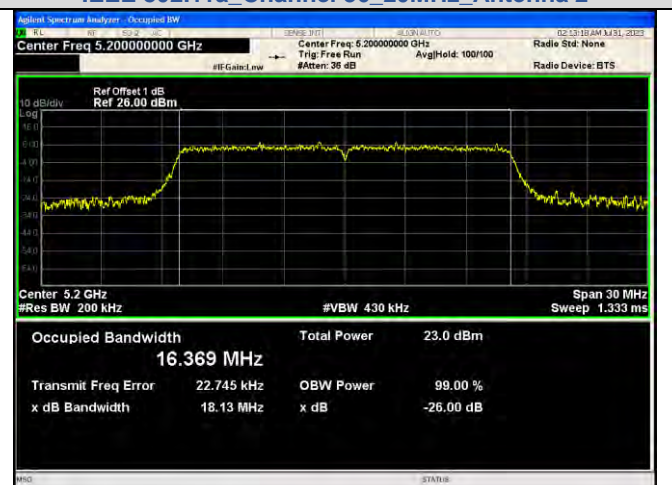
IEEE 802.11a Channel 36 20MHz Antenna 1



IEEE 802.11a Channel 36 20MHz Antenna 2



IEEE 802.11a Channel 40 20MHz Antenna 1



IEEE 802.11a Channel 40 20MHz Antenna 2



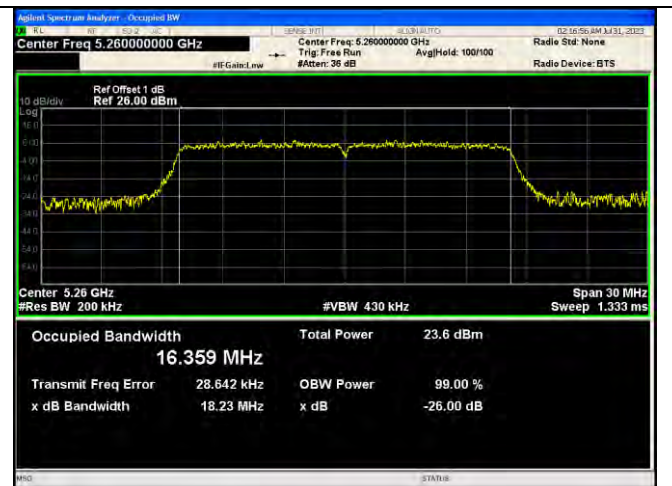
IEEE 802.11a Channel 48 20MHz Antenna 1



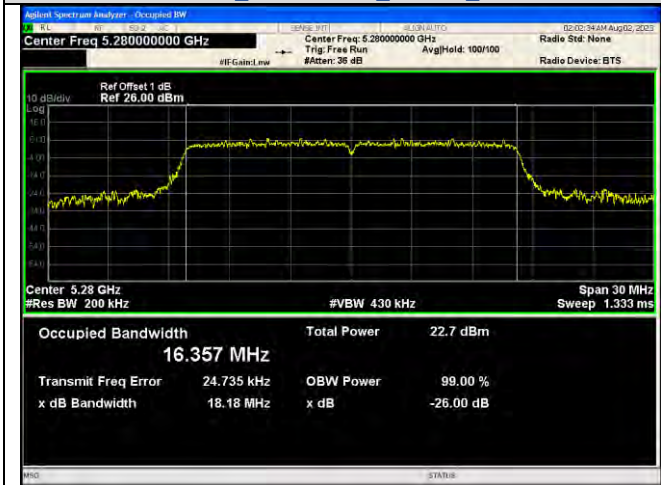
IEEE 802.11a Channel 48 20MHz Antenna 2



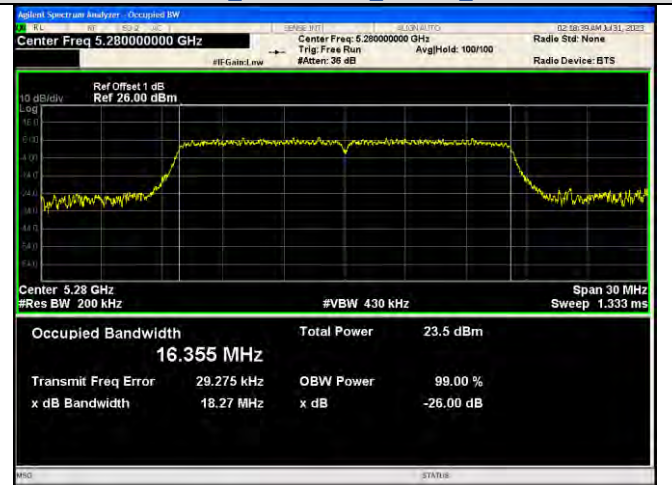
IEEE 802.11a Channel 52 20MHz Antenna 1



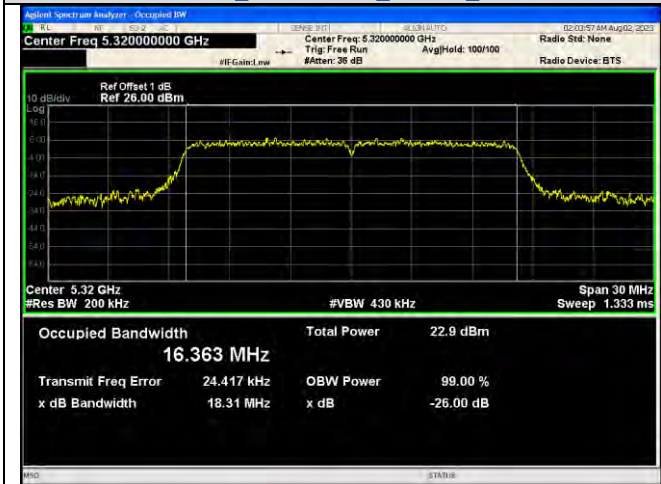
IEEE 802.11a Channel 52 20MHz Antenna 2



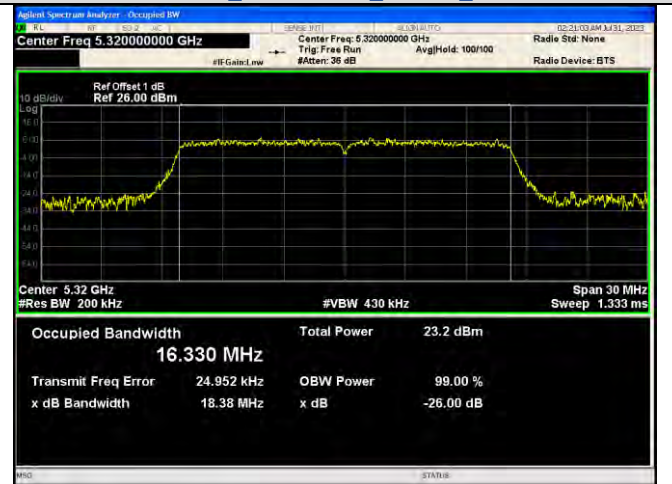
IEEE 802.11a Channel 56 20MHz Antenna 1



IEEE 802.11a Channel 56 20MHz Antenna 2

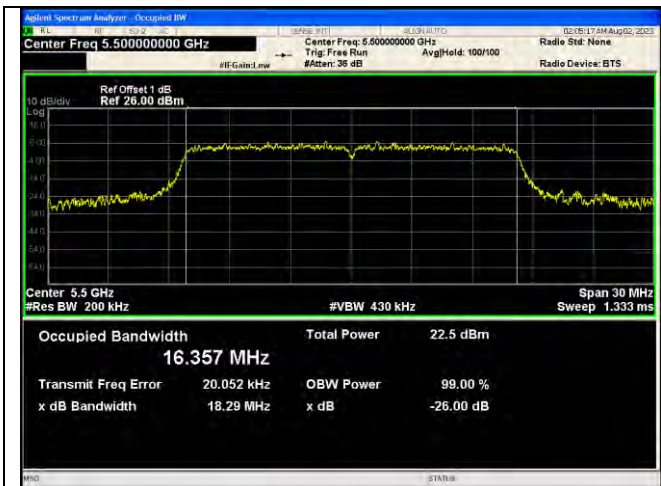


IEEE 802.11a Channel 64 20MHz Antenna 1

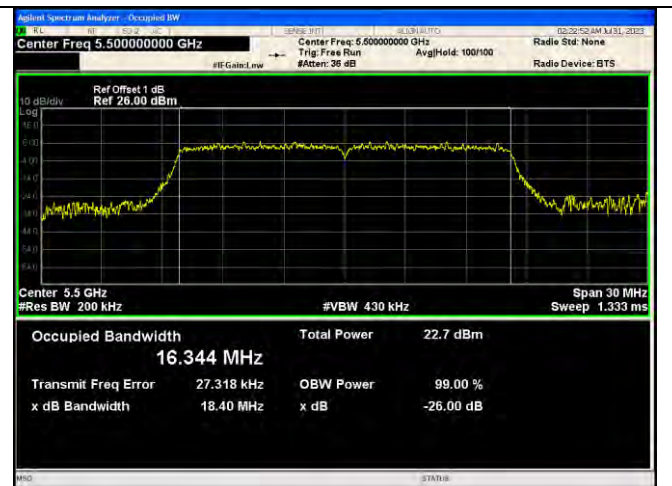


IEEE 802.11a Channel 64 20MHz Antenna 2

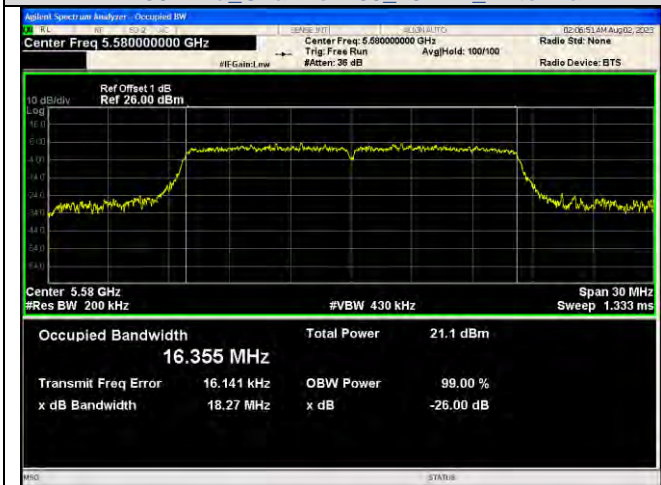




IEEE 802.11a Channel 100 20MHz Antenna 1



IEEE 802.11a Channel 100 20MHz Antenna 2



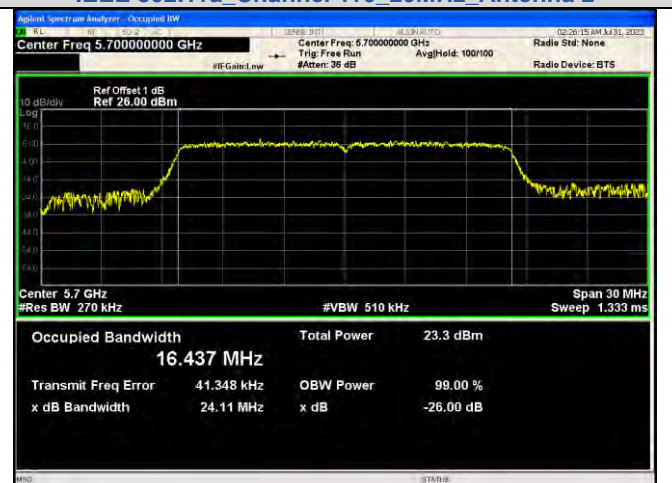
IEEE 802.11a Channel 116 20MHz Antenna 1



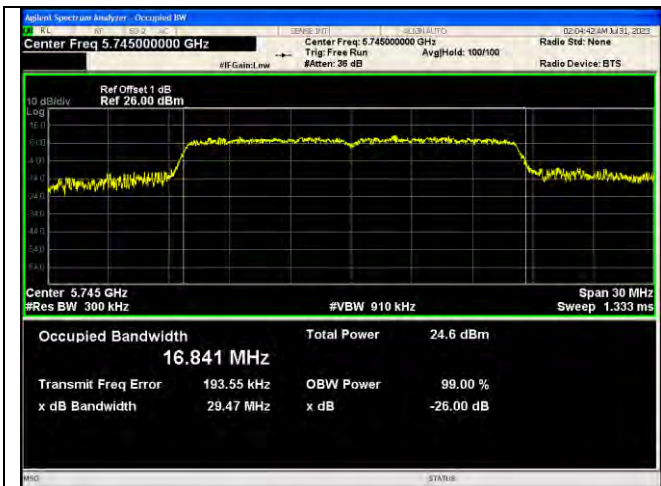
IEEE 802.11a Channel 116 20MHz Antenna 2



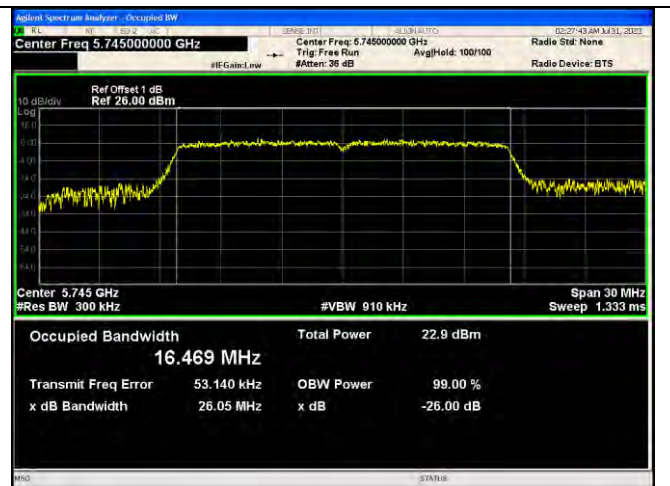
IEEE 802.11a Channel 140 20MHz Antenna 1



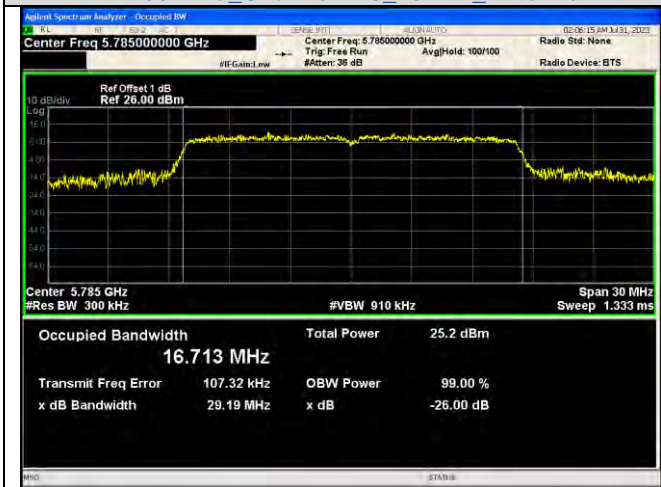
IEEE 802.11a Channel 140 20MHz Antenna 2



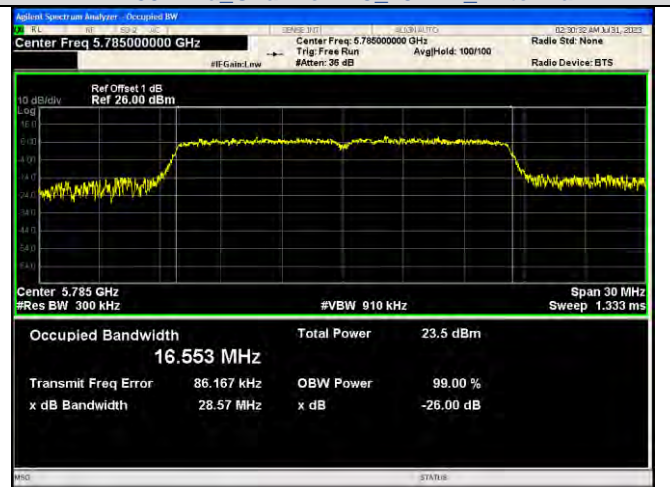
IEEE 802.11a Channel 149 20MHz Antenna 1



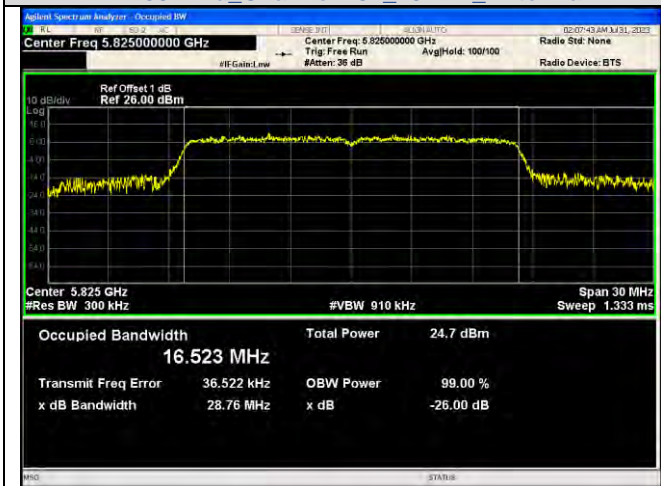
IEEE 802.11a Channel 149 20MHz Antenna 2



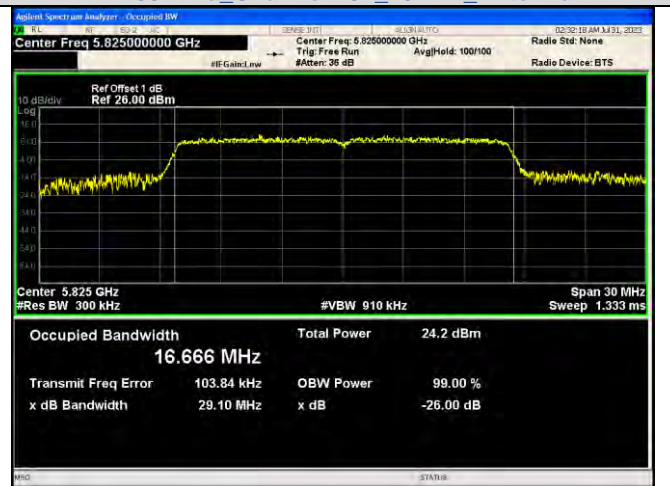
IEEE 802.11a Channel 157 20MHz Antenna 1



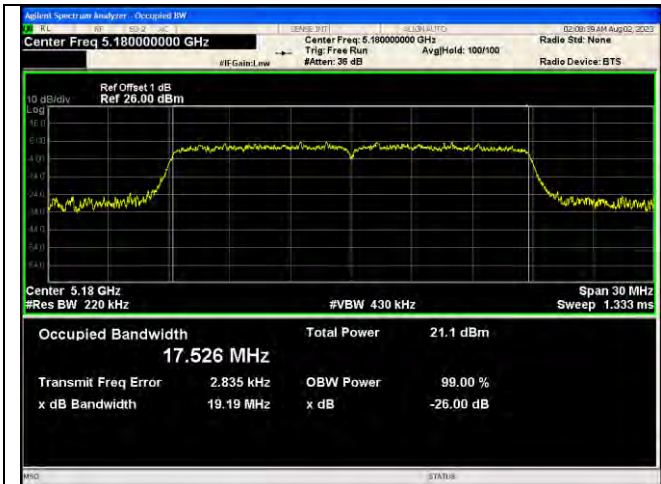
IEEE 802.11a Channel 157 20MHz Antenna 2



IEEE 802.11a Channel 165 20MHz Antenna 1



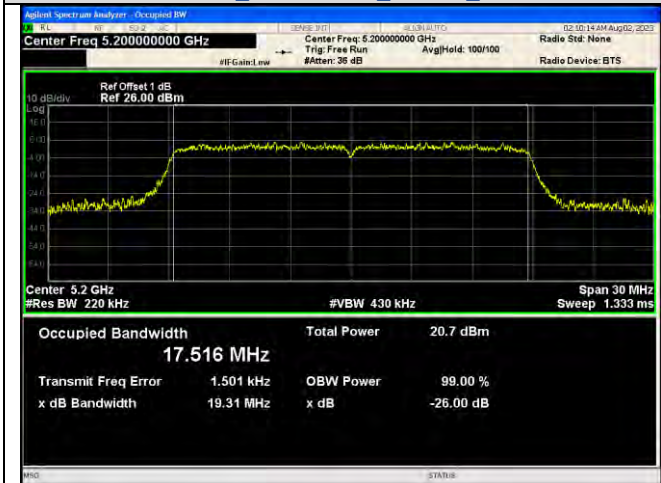
IEEE 802.11a Channel 165 20MHz Antenna 2



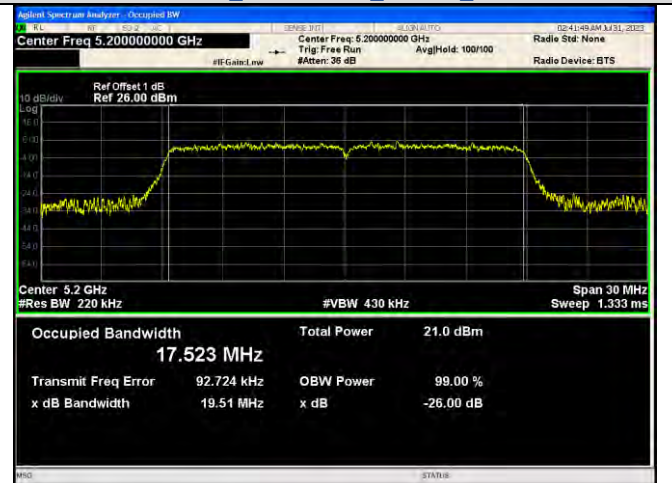
IEEE 802.11n Channel 36 20MHz Antenna 1



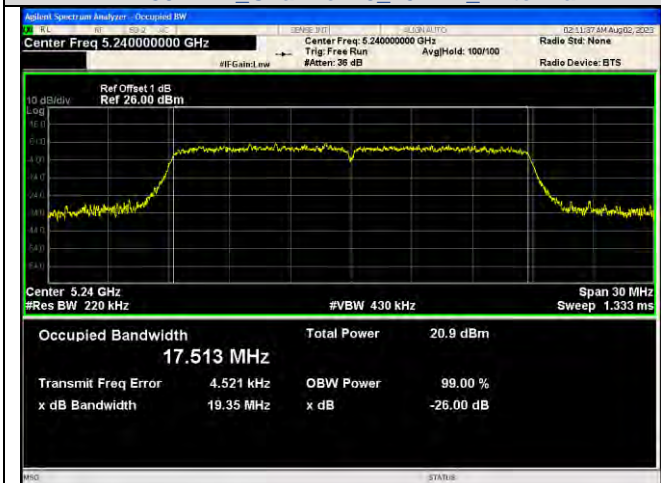
IEEE 802.11n Channel 36 20MHz Antenna 2



IEEE 802.11n Channel 36 20MHz Antenna 1




IEEE 802.11n Channel 36 20MHz Antenna 2



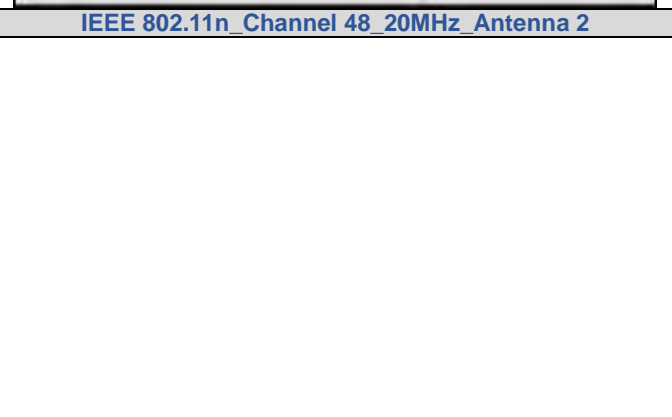
IEEE 802.11n Channel 40 20MHz Antenna 1



IEEE 802.11n Channel 40 20MHz Antenna 2



IEEE 802.11n Channel 48 20MHz Antenna 1



IEEE 802.11n Channel 48 20MHz Antenna 2

CTC Laboratories, Inc.

2/F., Building 1 and 1-2/F., Building 2, Jiaquan Building, Guanlan High-Tech Park, Longhua District, Shenzhen, Guangdong, China
 Tel.: (86)755-27521059 Fax: (86)755-27521011 Http://www.sz-ctc.org.cn



For anti-fake verification, please visit the official website of Certification and Accreditation Administration of the People's Republic of China : <http://yz.cnca.cn>