

**MT-2420 Model S**

---

## OVERVIEW

**Hanshow Self-checkout Kiosk** is a compact self-service solution applicable to various retail stores such as supermarkets, convenience stores, restaurants etc., offering consumers more convenient and interactive shopping experience.

### **Flexible Installation**

It is stylish, delicate and space-efficient. With its size and different types of accessory, you can install the kiosk almost anywhere you want, such as wall mounted , tabletop or stand type installation etc.

### **Applicable Scenarios:**



Supermarket



Convenience store



Unmanned store



Department store

## FEATURES

- Stylish, space-efficient and ergonomic
- 24" FHD capacitive touchscreen display
- Support 10-point multi-touch
- Embedded with 58mm & 80mm receipt printer with auto cutter
- **Advanced 180° Scanner.** Support reading standard barcodes and on-screen QR codes.
- **Optional structured camera module** (HS-MT2402 is built-in). Support biological motion detection and face recognition.
- **Plentiful integrated peripheral options.** Such as POS, lamp post and weighing-appliance that can accommodate dynamic retail scenarios and environment.
- **Support cashless payment.** Providing customers with faster and smoother payment experience. (Must be applied with software and operation system)

# FUNCTIONS

1D/2D  
code  
reading

Receipt  
printing

Self-service  
payment

Scan & Go  
verification

On-screen  
code  
reading

Equipment status  
reminder

Membership  
identification

Marketing  
advertising

Sales promotion  
calculation

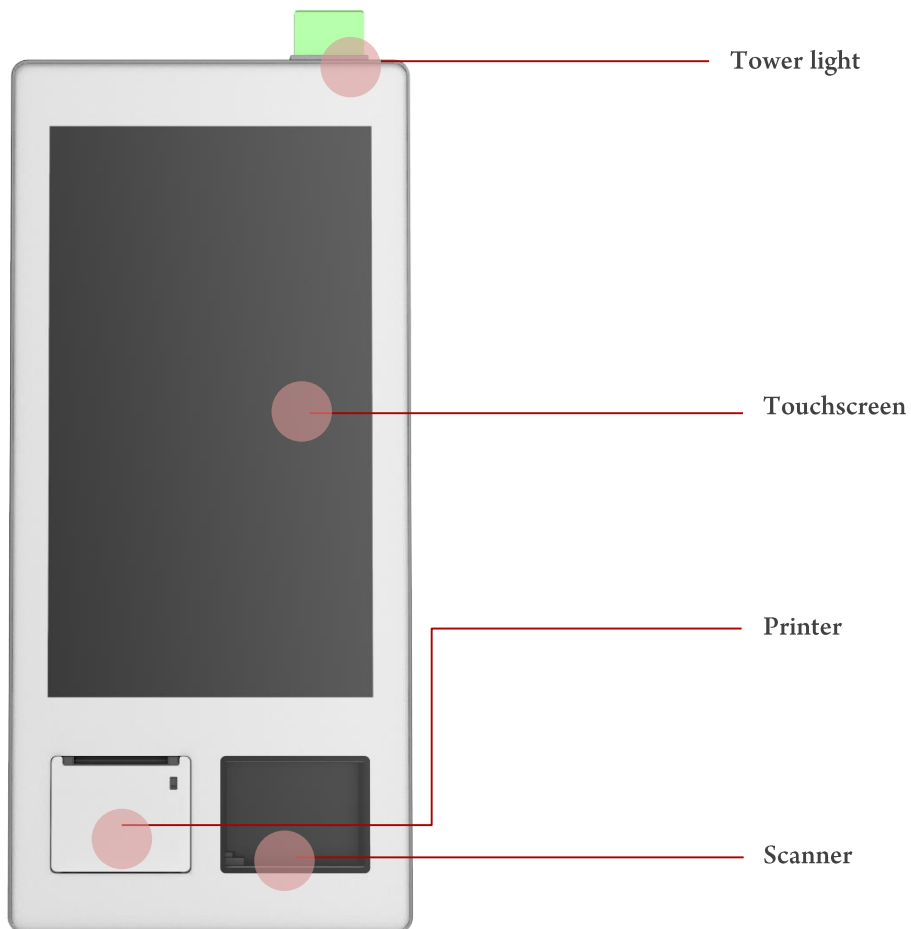
User  
authority  
allocation

\* Must be applied with software and operation system.

# SPECIFICATIONS

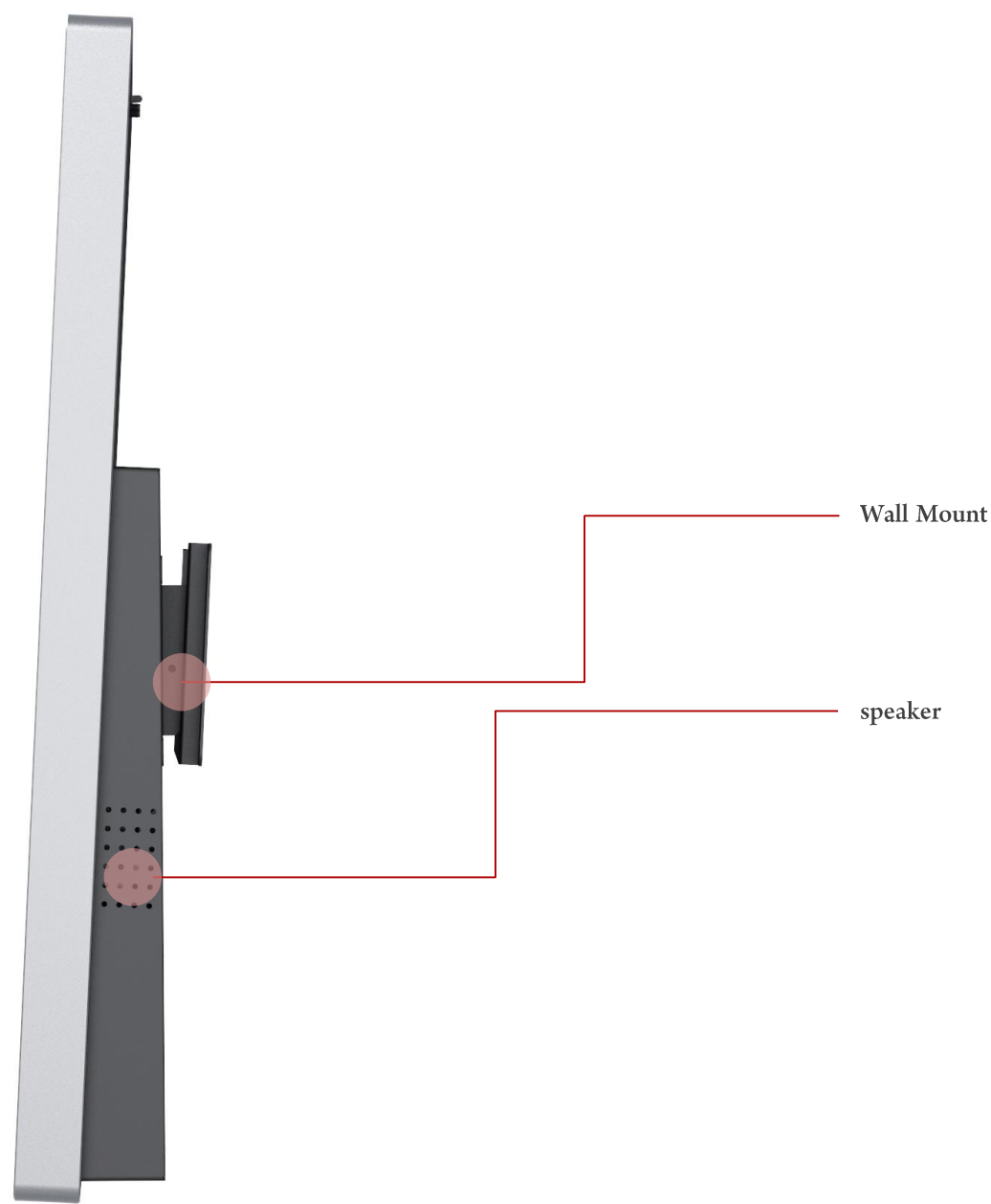
| Modules         | Items                     | MT-2420 Model S  |
|-----------------|---------------------------|--|
| Mainframe       | CPU                       | i3   |
|                 | RAM                       | 8G   |
|                 | Storage                   | 128G   |
| Screen          | Display                   | 24" , Resolution: 1920*1080  |
|                 | Touchscreen               | Capacitive Multi-Touch Screen  |
| Printer         | Type                      | Thermal printer, Auto Cutter   |
|                 | Paper Width               | Compatible 80mm & 58mm   |
| Scanner         |                           | 180° , Support reading 1D & 2D codes   |
| Connection      | Ethernet                  | YES  |
|                 | Wi-Fi                     | YES  |
| Interface       | RS232                     | Serial Port*2  |
|                 | USB                       | USB*4  |
| Audio           | Speaker                   | HIFI Speaker*2   |
| OS              |                           | Windows 7, 10, Linux   |
| Optional Module | Weighting Appliance       | YES, connect to external electronic scale with RS232                             |
|                 | Card Reader               | YES, connect to card reader with USB   |
|                 | Tower Light               | Three-color tower light (yellow\red\green)                                       |
|                 | POS                       | YES, connect to POS with USB   |
| Other           | Adapter                   | Input: AC 110V-240V  |
|                 | Average Power Dissipation | 30W  |
|                 | Operating Temperature     | 0 ° C ~ 35 ° C   |
|                 | Storage Temperature       | -20 ° C ~ 60 ° C   |
|                 | Dimensions                | (Height*Width*Depth) 806*370*105mm   |
|                 | Power Switch              | YES  |
|                 | Installation              | Tabletop, wall mounted, pedestal mounted (Optional), floor stand type (Optional) |
|                 | WLAN                      | Wi-Fi 802.11 b/g/n,  |

## COMPONENTS



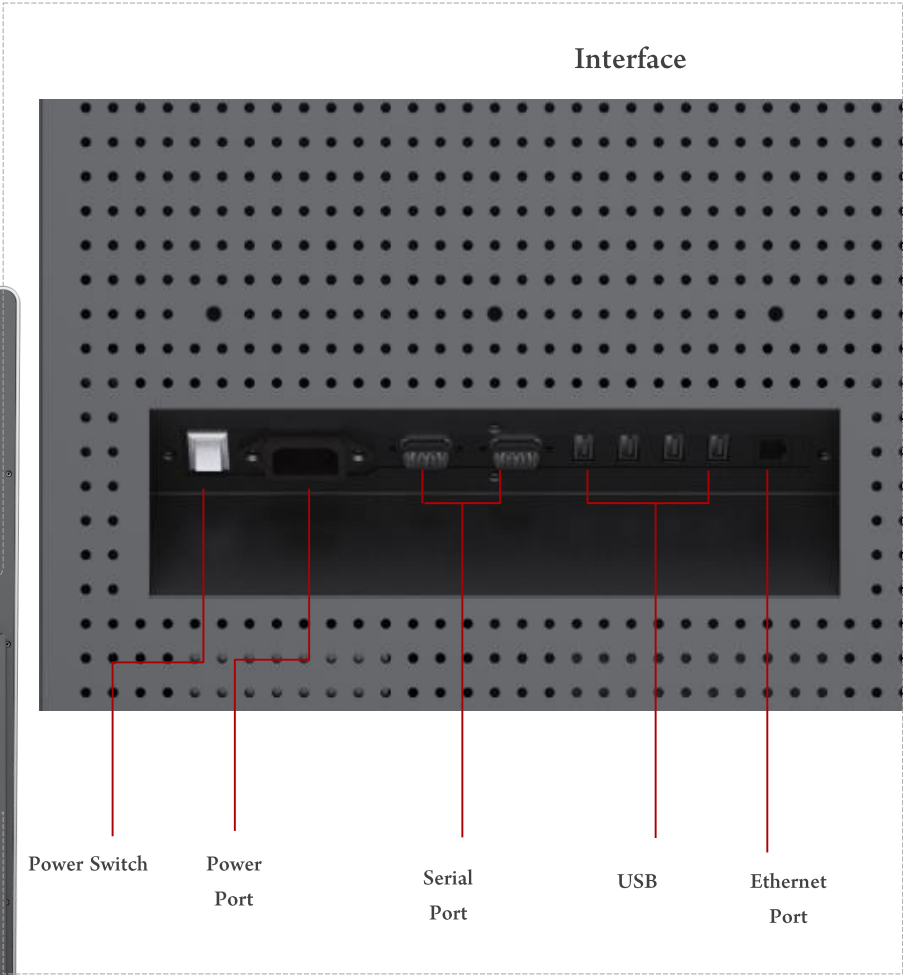

Front side of kiosk

COMPONENTS



Side of kiosk

# COMPONENTS



Back side of kiosk



## ATTENTIONS

- To avoid electric shock, do not disassemble the case arbitrarily. Maintenance shall be performed only by qualified maintenance personnel.
- In order to reduce the risk of fire or electric shock, do not let the equipment be exposed to rain or damp.
- The equipment must be well grounded, and the socket shall be installed near the equipment and accessible; The device must be operated at a power input voltage range of 110 to 240 V AC, 50 to 60 Hz.
- During the installation, an easy to use power cut device should be configured in the fixed wiring. If the equipment breaks down during operation, it can be used to cut off the power supply of the equipment.
- Please use approved power cord (3-wire power cord), device interface, plug with connection point, and all should be complied with the safety regulations of the country in which you are located.
- Please use specific rating (voltage, current) power cord (3-wire power cord), device interface and plug .If you have any questions, please consult professional technicians.
- Labelling requirements.

This device complies with part 15 of the FCC Rules. Operation is subject to the condition that this device does not cause harmful interference.

- Information to user.

The users manual or instruction manual for an intentional or unintentional radiator shall caution the user that changes or modifications not expressly approved by the party responsible for compliance could void the user's authority to operate the equipment. In cases where the manual is provided only in a form other than paper, such as on a computer disk or over the Internet, the information required by this section may be included in the manual in that alternative form, provided the user can reasonably be expected to have the capability to access information in that form.

# ATTENTIONS

## Information to the user.

NOTE: This equipment has been tested and found to comply with the limits for a Class A digital device, pursuant to part 15 of the FCC Rules. These limits are designed to provide reasonable protection against harmful interference when the equipment is operated in a commercial environment. This equipment generates, uses, and can radiate radio frequency energy and, if not installed and used in accordance with the instruction manual, may cause harmful interference to radio communications. Operation of this equipment in a residential area is likely to cause harmful interference in which case the user will be required to correct the interference at his own expense.

If this equipment does cause harmful interference to radio or television reception, which can be determined by turning the equipment off and on, the user is encouraged to try to correct the interference by one or more of the following measures:

- Reorient or relocate the receiving antenna.
- Increase the separation between the equipment and receiver.
- Connect the equipment into an outlet on a circuit different from that to which the receiver is connected.
- Consult the dealer or an experienced radio/TV technician for help.

This device may not cause harmful interference.

This device must accept any interference received, including interference that may cause undesired operation.

## FCC RF Exposure compliance

The radiated output power of the antennas connected to MT-2420 MODEL S is far below the FCC radio frequency exposure limits. Nevertheless, it shall be used in such a manner that the potential for human contact during normal operation is minimized as follows:

CAUTION: To comply with FCC RF exposure compliance requirements, a separation distance of at least 20 cm (8 inches) must be maintained between the antennas connected to MT-2420 MODEL S and all persons.