

PHOTOGRAPHS OF THE TEST CONFIGURATION

Conducted Emission Test


Test Mode A




Conducted Emission Test
Test Mode B



Radiated Emissions 9kHz ~ 30MHz
Test Mode A




Radiated Emissions 9kHz ~ 30MHz
Test Mode B



Radiated Emissions 30MHz ~ 1GHz
Test Mode A



Radiated Emissions 30MHz ~ 1GHz
Test Mode B




Permissible Exposure (MPE)
E-Field (Left) (Charging Mode) 15cm



E-Field (Right) (Charging Mode) 15cm




E-Field (Top) (Charging Mode) 15cm



E-Field (Bottom) (Charging Mode) 15cm



E-Field (Z-axis) (Charging Mode) 20cm



E-Field (Left) (Standby Mode) 15cm




E-Field (Right) (Standby Mode) 15cm



E-Field (Top) (Standby Mode) 15cm



E-Field (Bottom) (Standby Mode) 15cm



E-Field (Z-axis) (Standby Mode) 20cm




H-Field (Left) (Charging Mode) 15cm



H-Field (Right) (Charging Mode) 15cm




H-Field (Top) (Charging Mode) 15cm



H-Field (Bottom) (Charging Mode) 15cm



H-Field (Z-axis) (Charging Mode) 20cm



H-Field (Left) (Standby Mode) 15cm



H-Field (Right) (Standby Mode) 15cm



H-Field (Top) (Standby Mode) 15cm



H-Field (Bottom) (Standby Mode) 15cm



H-Field (Z-axis) (Standby Mode) 20cm

