

## 1. Photographs of Conducted Emissions Test Configuration

Adapter Mode

Front view



Side view




Under table view



USB Mode




Front view



Side view



Under table view




## 2. Photographs of Radiated Emissions Test Configuration


For radiated emissions 30MHz~1GHz

Adapter mode


Front view



Rear view



USB mode



Front view


Rear view





For radiated emissions above 1GHz

Front view



Rear view



————THE END————