



### EXHIBIT 2 - EUT EXTERNAL PHOTOGRAPHS

<p>EUT View 1</p>	 A photograph showing a top-down view of a black, rectangular electronic device with a white circular component on the left and a smaller circular component on the right. A black ruler with white markings is placed vertically to the left of the device for scale. The ruler shows markings in millimeters and centimeters. The device is placed on a blue textured surface.
<p>EUT View 2</p>	 A photograph showing a side view of the same black electronic device. The white circular component is now standing upright on a black stem. The smaller circular component is also visible on the right side. A black ruler with white markings is placed vertically to the left of the device for scale. The device is placed on a blue textured surface.


EUT View 3



EUT View 4



EUT View 5



EUT View 6

