

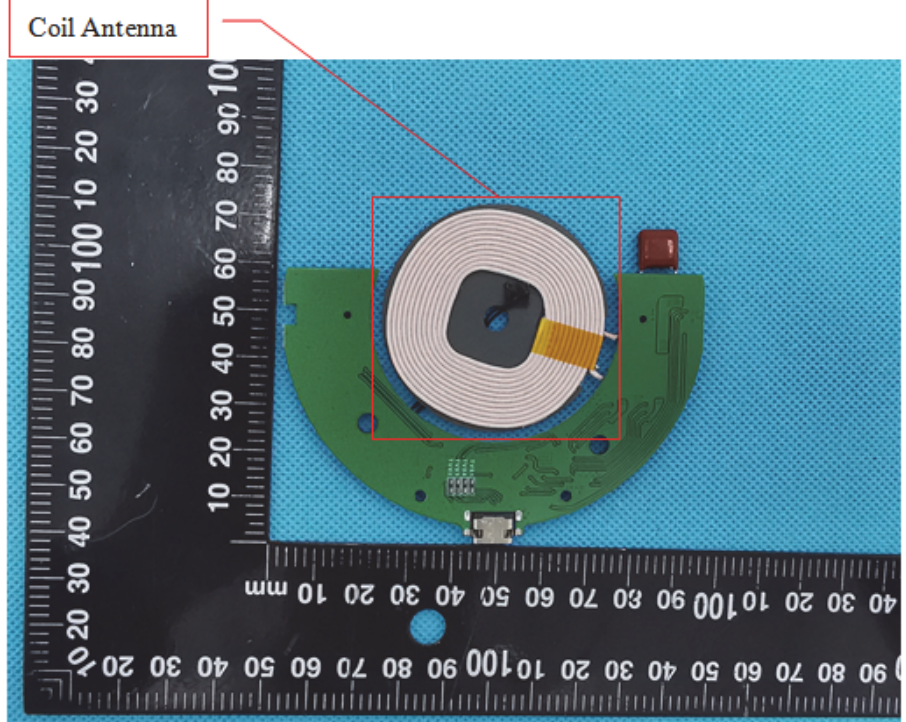


EXHIBIT 3 - EUT INTERNAL PHOTOGRAPHS



<p style="text-align: center;">Solder Board-Component View 2</p>	 <p>A photograph showing a green PCB component with a circular coil antenna and a red capacitor. The component is placed on a blue textured surface next to a black ruler with white markings in millimeters. The ruler shows measurements from 0 to 100 mm.</p>
<p style="text-align: center;">Antenna View</p>	 <p>A photograph showing the same PCB component as above, but with a red box highlighting the circular coil antenna. A red line points from the text "Coil Antenna" in a red box to the antenna. The ruler and background are the same as in the previous image.</p>