




### EXHIBIT 3 - EUT INTERNAL PHOTOGRAPHS



<p><b>Solder Board-Component View 2</b></p>	 <p>A photograph of a circular green PCB component with a white spiral antenna pattern. The component is placed on a blue textured surface next to a black ruler with white markings. The ruler shows measurements in millimeters (0-100) and centimeters (0-10). The component has a small red component and a yellow tape on the spiral.</p>
<p><b>Antenna View</b></p>	 <p>A photograph of the same circular green PCB component, showing the antenna pattern and various electronic components. A red box labeled "Wireless charging Antenna" is positioned at the top, with a red line pointing to the spiral antenna pattern. The component is placed on a blue textured surface next to a black ruler with white markings. The ruler shows measurements in millimeters (0-100) and centimeters (0-10).</p>